

Simple and Efficient Heterogeneous Graph Neural Network

Xiaocheng Yang
yangxiaocheng@ict.ac.cn
Institute for Computing Technology,
Chinese Academy of Sciences
Beijing, China

Mingyu Yan
yanmingyu@ict.ac.cn
Institute for Computing Technology,
Chinese Academy of Sciences
Beijing, China

Shirui Pan
shirui.pan@monash.edu
Monash University
Melbourne, Australia

Xiaochun Ye
yexiaochun@ict.ac.cn
Institute for Computing Technology,
Chinese Academy of Sciences
Beijing, China

Dongrui Fan
fandr@ict.ac.cn
Institute for Computing Technology,
Chinese Academy of Sciences
Beijing, China

ABSTRACT

Heterogeneous graph neural networks (HGNNs) deliver the powerful capability to embed rich structural and semantic information of a heterogeneous graph into low-dimensional node representations. Existing HGNNs usually learn to embed information using hierarchy attention mechanism and repeated neighbor aggregation, suffering from unnecessary complexity and redundant computation. This paper proposes *Simple and Efficient Heterogeneous Graph Neural Network* (SeHGNN) which reduces this excess complexity through avoiding overused node-level attention within the same relation and pre-computing the neighbor aggregation in the pre-processing stage. Unlike previous work, SeHGNN utilizes a light-weight parameter-free neighbor aggregator to learn structural information for each metapath, and a transformer-based semantic aggregator to combine semantic information across metapaths for the final embedding of each node. As a result, SeHGNN offers the simple network structure, high prediction accuracy, and fast training speed. Extensive experiments on five real-world heterogeneous graphs demonstrate the superiority of SeHGNN over the state-of-the-arts on both the accuracy and training speed. Codes are available at <https://github.com/ICT-GIMLab/SeHGNN>.

1 INTRODUCTION

The last decade has witnessed explosive growth in graph neural networks (GNNs) in pursuit of performance improvement of graph representation learning. GNNs are primarily designed for homogeneous graphs associated with a single type of node and edge, following a neighborhood aggregation scheme to collect structural information of a graph, where the representation of each node is computed by recursively aggregating the features of its neighbor nodes [30].

However, GNNs are insufficient to deal with the heterogeneous graph which possesses rich semantic information in addition to structural information [16]. Many real-world data in complex systems are naturally represented as heterogeneous graphs, where multiple types of entities and relations among them are embodied by various types of nodes and edges, respectively. For example, the citation heterogeneous graph ACM includes several types of nodes: papers, authors, and subjects, as well as many relations with different semantic meanings, such as author $\xrightarrow{\text{writes}}$ paper, paper $\xrightarrow{\text{cites}}$ paper,

paper $\xrightarrow{\text{belongs to}}$ subject. These relations can be composited with each other to form high-level semantic relations, which are represented as metapaths [20, 21]. One type of semantic relation between two authors can be revealed by the metapath Author-Paper-Author (APA) which describes the co-author relation, and another type of metapath Paper-Subject-Paper (PSP) represents that two papers belong to the same subject. It can be seen that heterogeneous graphs contain not only structural information but also rich semantic information, which GNNs fail to exploit.

Various heterogeneous graph neural networks (HGNNs) have been proposed to capture semantic information, achieving great performance in heterogeneous graph representation learning [1, 26, 31, 39]. HGNNs are at the heart of a broad range of applications such as social network analysis [33, 40], recommendation systems [3, 38], and knowledge graph inference [14, 18, 36]. There are two main categories of HGNNs. *Metapath-based models* [2, 15, 27, 35] collect structural information first and then aggregate semantic information. These models firstly propagate messages at the scope of each metapath in the neighbor aggregation step to generate semantic vectors, and then aggregate semantic vectors across metapaths for each node in the semantic aggregation step to output the final embedding vector. *Metapath-free models* [6, 9, 13, 41] capture structural and semantic information simultaneously. These models utilize multi-layer GNNs to aggregate messages from a node's local neighborhood, with extra modules to embed semantic information like node types and edge types into propagated messages or into attention values in attention mechanism.

Existing HGNNs usually learn to embed information using hierarchy attention mechanism and repeated neighbor aggregation, suffering from unnecessary complexity and redundant computation. On the one hand, the role of node-level attention which learns importance among neighbor nodes, is overestimated, and preliminary experiments demonstrate that attention within the same type of relation is unnecessary or leads to overfitting. On the other hand, HGNNs collect structural information through aggregating messages from neighbors in every training epoch, resulting in repeated neighbor aggregation during training. Furthermore, the neighbor aggregation is the most time-consuming step in each training epoch. Take a metapath-based model HAN [27] as an example, the time consumption of the neighbor aggregation is usually dozens of times compared with that of the semantic aggregation. Therefore, the

hierarchy attention mechanism and repeated neighbor aggregation bring extremely high compute costs to HGNNs.

To this end, this paper proposes *Simple and Efficient Heterogeneous Graph Neural Network* (SeHGNN), a novel metapath-based method, which avoids overused node-level attention at the scope of each metapath and pre-computes the neighbor aggregation only once in the pre-processing stage. Specifically, *firstly*, SeHGNN utilizes a light-weight mean aggregator rather than the attention mechanism in the neighbor aggregation step, which is simple but efficient and enables parameter-free neighbor aggregation. *Secondly*, the parameter-free neighbor aggregation step is pre-computed only once in the pre-processing stage so that the results of neighbor aggregation can be reused in every training epoch, which greatly reduces the amount of computation. *Finally*, a transformer-based semantic aggregator and a new label propagation method are integrated into SeHGNN for further accuracy improvement. Extensive experiments demonstrate that SeHGNN offers the simple network structure, high prediction accuracy, and fast training speed.

The contributions in this work are summarized as follows:

- Through preliminary experiments, we observe the unnecessary of node-level attention within the same relation and the intensive computation of the neighbor aggregation step executed in every training epoch. These endow an opportunity to reduce the excess complexity and to remove neighbor aggregation from training epoch for HGNNs.
- Motivated by the observations above, we propose a light-weight neighbor aggregator which avoids the overused node-level attention at the scope of each metapath. Furthermore, the parameter-free neighbor aggregation step is executed only once in the pre-processing stage. As a result, the neighbor aggregation results can be reused during training. These designs remove the unnecessary complexity and redundant computation.
- We propose *Simple and Efficient Heterogeneous Graph Neural Network* (SeHGNN) which utilizes the light-weight neighbor aggregator to learn structural information for each metapath, and a novel transformer-based semantic aggregator to combine semantic information across metapaths for the final embedding of each node. Extensive experiments are conducted on five wide-used real-world datasets to evaluate SeHGNN. The results demonstrate the superiority of SeHGNN over the state-of-the-arts, i.e., high prediction accuracy and fast training speed.

2 PRELIMINARIES

This section gives related preliminaries and brief introductions of graph convolutional networks (GCNs) as well as graph attention networks (GATs). GCNs and GATs are widely used as basic layers in HGNNs. Notations used in this paper are listed in Table 1.

2.1 Heterogeneous Graph

A heterogeneous graph [20] can be defined as $G = \{V, E, \mathcal{T}^v, \mathcal{T}^e\}$, where V is the set of nodes with a node type mapping function $\phi : V \rightarrow \mathcal{T}^v$, and E is the set of edges with an edge type mapping function $\psi : E \rightarrow \mathcal{T}^e$. Each node $v_i \in V$ is attached with a type $\phi(v_i) \in \mathcal{T}^v$, and each edge $e_{i \leftarrow j} \in E$ (or e_{ij} for short) is attached with a type $\psi(e_{ij}) \in \mathcal{T}^e$. When $|\mathcal{T}^v| = |\mathcal{T}^e| = 1$, the graph degenerates into homogeneous. Generally, for one edge, the pattern

Table 1: Notations used in this paper.

Notation	Explanation
G	Heterogeneous graph, $G = (V, E, \mathcal{T}^v, \mathcal{T}^e)$.
v_i	A node i , $v_i \in V$.
e_{ij}	An edge from j to i (short of $e_{i \leftarrow j}$), $e_{ij} \in E$.
\mathcal{N}_i	The set of neighbor nodes of node i .
c	A node type $c \in \mathcal{T}^v$.
$r_{c_1 c_2}$	An edge type with target node type c_2 and source node type c_1 (short of $r_{c_1 \leftarrow c_2}$), $r_{c_1 c_2} \in \mathcal{T}^e$.
V^c	The set of all nodes with type c .
\mathcal{A}	The adjacency matrix of graph.
\mathcal{P}	A metapath, $\mathcal{P} \in \Phi$.
p	A metapath instance.
\mathbf{x}_i	The raw (content) feature vector of node i .
\mathbf{h}'_i	The projected feature vector of node i .
\mathbf{z}'_i	The semantic vector of relation r of node i .
\mathbf{h}_i	The output embedding of node i .
W^c	A projection weight matrix of type c .

of relation $r_{c_t \leftarrow c_s} \in \mathcal{T}^e$ (or $r_{c_t c_s}$ for short) can be uniquely represented by the node types of the two ends, that is, the target node type c_t and the source node type c_s .

The graph structure of heterogeneous graph G can be represented by a series of adjacency matrices $\{A_r : r \in \mathcal{T}^e\}$. For relation $r_{c_t c_s} \in \mathcal{T}^e$, $A_{c_t c_s} \in \mathbb{R}^{|V^{c_t}| \times |V^{c_s}|}$ is the corresponding adjacency matrix where the nonzero value means an edge exists.

2.2 Metapath

Metapaths are widely used to capture high-level semantics. A metapath $\mathcal{P} \triangleq c_1 \xleftarrow{r_1} c_2 \xleftarrow{r_2} \dots \xleftarrow{r_{l-1}} c_l$ (or $\mathcal{P} = c_1 c_2 \dots c_l$ for short) defines a composite relation, which ends at type c_1 and starts at type c_l . A metapath instance $p \in \mathcal{P}$ is a node sequence following the schema defined by \mathcal{P} , represented as $p(v_1, v_l) = \{v_i : \phi(v_i) = c_i, i = 1, \dots, l\}$, where v_1 is the target node and v_l is one of its **metapath-based neighbors**.

Given a metapath \mathcal{P} with the node types of its two ends c_1, c_2 , the **metapath neighbor graph** $G_{\mathcal{P}} = \{V^{c_1} \cup V^{c_2}, E_{\mathcal{P}}\}$ contains all nodes with type c_1 or c_2 , and an edge $e_{ij} \in E_{\mathcal{P}}$ if and only if there is a metapath instance $p(v_i, v_j)$ that connects node i and node j in the original graph G .

2.3 Graph Neural Network

The target of GNNs is to learn representation h of each node based on the graph structure and the initial raw node features x . For each node $v \in V$, GNNs learn a embedding vector h_v by aggregating features $\{x_u : u \in \mathcal{N}_v\}$ from local neighbor set \mathcal{N}_v of v . The embedding vectors are used in the downstream task such as node classification.

Graph Convolutional Network (GCN) [11] proposes a multi-layer network using the following layer-wise propagation rule:

$$H^{(l+1)} = \sigma(\hat{A}H^{(l)}W^{(l)}),$$

where $H^{(l)}$ is the representation of all nodes after the l^{th} layer ($H^{(0)} = X$), $W^{(l)}$ is the trainable weight matrix, σ is the nonlinear

Table 2: The unified framework of metapath-based HGNNs.

	RGCN	HetGNN	HAN	MAGNN
Feature projection	$\mathbf{h}'_v = W^{\phi(v)} \mathbf{x}_v$			
Neighbor aggregation	$\mathbf{z}_v^r = \frac{1}{ \mathcal{N}_v^r } \sum_{u \in \mathcal{N}_v^r} \mathbf{h}'_u$	$\mathbf{z}_v^t = \text{Bi-LSTM}(\{\mathbf{h}'_u : u \in \mathcal{N}_v^t\})$	$\gamma_{v,u}^{\mathcal{P}} = \sigma(\mathbf{a}_{\mathcal{P}}^T \cdot [\mathbf{h}'_v \mathbf{h}'_u])$	$\mathbf{h}'_{p(v,u)} = \text{Encoder}(p(v,u))$ $\gamma_{v,u}^{\mathcal{P}} = \sigma(\mathbf{a}_{\mathcal{P}}^T \cdot [\mathbf{h}'_v \mathbf{h}'_{p(v,u)}])$
			$\alpha_{v,u}^{\mathcal{P}} = \frac{\exp(\gamma_{v,u}^{\mathcal{P}})}{\sum_{t \in \mathcal{N}_v^{\mathcal{P}}} \exp(\gamma_{v,t}^{\mathcal{P}})}$	$\mathbf{z}_v^{\mathcal{P}} = \sigma(\sum_{t \in \mathcal{N}_v^{\mathcal{P}}} \alpha_{v,t}^{\mathcal{P}} \mathbf{h}'_{p(v,t)})$
Semantic aggregation	$\mathbf{h}_v = \sum_r \mathbf{z}_v^r + W_0 \mathbf{x}_v$	$\alpha_v^t = \frac{\exp(\text{LeakyReLU}(\mathbf{a}^T [\mathbf{z}_v^t \mathbf{h}'_v]))}{\sum_k \exp(\text{LeakyReLU}(\mathbf{a}^T [\mathbf{z}_v^k \mathbf{h}'_v]))}$ $\mathbf{h}_v = \alpha_v^t \mathbf{h}'_v + \sum_t \alpha_v^t \mathbf{z}_v^t$	$\mathbf{w}_{\mathcal{P}} = \frac{1}{ V^{\phi(v)} } \sum_{k \in V^{\phi(v)}} \mathbf{q}^T \cdot \tanh(\mathbf{W} \mathbf{z}_k^{\mathcal{P}} + \mathbf{b})$ $\beta_{\mathcal{P}_i} = \frac{\exp(\mathbf{w}_{\mathcal{P}_i})}{\sum_{\mathcal{P}_j} \exp(\mathbf{w}_{\mathcal{P}_j})}$, $\mathbf{h}_v = \sum_{\mathcal{P}_i} \beta_{\mathcal{P}_i} \mathbf{z}_v^{\mathcal{P}}$	

activation function, and $\hat{\mathbf{A}}$ is the normalized adjacency matrix with “re-normalization tricks”. Furthermore, **GraphSAGE** [4] proposes scalable GCNs for large graphs by introducing mini-batch training and neighbor sampling. GraphSAGE experiments on several aggregation methods, and recently the **mean aggregator** is the most popular one which averages feature vectors of neighbor nodes.

Graph Attention Network (GAT) [24] leverages weighted aggregation by introducing attention mechanism, for the purpose of encouraging the model to focus on the most important parts of the neighbor nodes. The calculation of attention values follows

$$\alpha_{ij} = \frac{\exp(\text{LeakyReLU}(\mathbf{a}^T [\mathbf{W}\mathbf{h}_i || \mathbf{W}\mathbf{h}_j]))}{\sum_{k \in \mathcal{N}_i} \exp(\text{LeakyReLU}(\mathbf{a}^T [\mathbf{W}\mathbf{h}_i || \mathbf{W}\mathbf{h}_k]))},$$

where \mathbf{a} and \mathbf{W} are learnable weights, $||$ means the concatenation of two vectors. The aggregation result is in the weighted sum format, that is, $h_i^{(l+1)} = \sum_{j \in \mathcal{N}_i} \alpha_{ij}^{(l)} h_j^{(l)}$.

3 RELATED WORKS

This section describes two main types of HGNNs, i.e., metapath-based HGNNs and metapath-free HGNNs, according to how they aggregate structural and semantic information in heterogeneous graphs. In addition, this section presents the relation between SeHGNN and SGC[29]-based models.

3.1 Metapath-based HGNNs

Metapath-based HGNNs execute two-step aggregations to aggregate structural and semantic information from heterogeneous graphs. These methods start with the feature projection step which projects raw feature vectors of different types of nodes to the same latent data space. Then at the scope of each metapath, the neighbor aggregation step aggregates feature vectors of metapath-based neighbors and generates a semantic feature vector for each node. At last, the semantic aggregation step fuses those semantic vectors across different metapaths for each node, and outputs the final embeddings of nodes. In addition, metapath-based HGNNs usually build subgraphs such as metapath neighbor graphs out of the original heterogeneous graph in the pre-processing stage. Table 2 shows the unified framework of metapath-based HGNNs.

RGCN [15] is the pioneer to extend GCN to multi-relational knowledge graphs. RGCN partitions the graph into subgraphs. Each subgraph contains all edges of one edge type. For each node, the first step performs mean aggregation on each subgraph, and the second step adds the results across different subgraphs together.

HetGNN [35] uses random walks to sample a fixed-size neighbor set \mathcal{N}_v^t of each node type t for each node v in the pre-processing stage. Then the first step in training aggregates content features of nodes inside each neighbor set \mathcal{N}_v^t using a Bi-LSTM[5] aggregator, and generates the t -type embedding. The second step combines these type-specific embeddings using the attention mechanism and outputs the final embedding vector for each node.

HAN [27] introduces hierarchical attention mechanism to heterogeneous graphs, with the combination of the node-level attention for neighbor aggregation and the semantic-level attention for semantic aggregation. The first step is implemented with a GAT layer on each metapath neighbor graph to generate semantic vectors. The second step calculates a global attention value for each metapath. The final embedding is a weighted sum of all semantic vectors across different metapaths for each node.

MAGNN [2] is based on HAN and further takes use of all nodes in a metapath instance rather than only the nodes of the two endpoints. Furthermore, MAGNN proposes several encoders to embed node content features of all nodes in a metapath instance.

3.2 Metapath-free HGNNs

Metapath-free HGNNs execute one-step aggregation and capture structural and semantic information simultaneously. These methods are based on multi-layer GNN networks, and usually use hierarchy attention mechanism with attention modules at each layer to learn importance among edges. Each layer aggregates propagated messages from direct (first-order) neighbors in the original heterogeneous graph to learn the structure information, while the semantic information like node and edge types are embedded inside the propagated messages or attention values in attention mechanism. Metapath-free methods do not build subgraphs, but extra modules are required to embed the semantic information.

RSHN [41] firstly builds coarsened line graph to obtain embeddings of different edge types, and then combines feature vectors of first-order neighbors and their corresponding edge embeddings to generate the propagated messages for aggregation.

HetSANN [6] uses a multi-layer GNN with type-specific GAT layers for the aggregation of local information. The type-specific GAT layer utilizes unique trainable attention parameter \mathbf{a}^r for each edge type r .

HGT [9] proposes a novel heterogeneous mutual attention mechanism based on Transformer [23], using type-specific parameters to characterize the heterogeneous attention over each edge. It also

uses a type-aware sampling method to tackle large heterogeneous graphs.

HGB [13] constructs a benchmark for HGNNs, which unifies the network settings and datasets of previous work. It also proposes a simple but strong baseline model which takes a multi-layer GAT network as backbone and uses learnable edge type embeddings. For one edge, both the edge type embedding and node embeddings of the source node and the target node are used to calculate the attention value at each layer.

3.3 Differences with SGC-based models

SeHGNN is also inspired by the Simplified Graph Convolutional Network (SGC) [29], which is designed for homogeneous graphs. SGC decouples the feature propagation and the nonlinear feature projection of a multi-layer GNN and pre-computes the feature propagation in the pre-processing stage. SeHGNN can also be seen as an extension of SGC on heterogeneous graphs.

In addition, several SGC-based models like NARS [34] and GAMLP [37] have attempted to apply SGC to heterogeneous graphs, but they simply and inherently treat the processing of a heterogeneous graph as the processing of multiple homogeneous graphs. These models split one heterogeneous graph into several relation sub-graphs which contain different subsets of edge types. Each sub-graph is treated as homogeneous and processed using SGC. There are two inefficiencies of these models. Firstly, they directly aggregate the raw features of different types of nodes in each subgraph although these features may have different feature dimensions or lie in different latent spaces. Secondly, a subgraph may contain several metapaths with different semantics, but the feature aggregation in these models is semantic-agnostic and even confuses the semantics.

However, SeHGNN avoids the two inefficiencies above by proposing a well-designed framework that combines the advantages of both metapath-based methods and SGC. SeHGNN is not only able to learn structural information on each metapath neighbor graph separately without confusing semantics like metapath-based methods, but also inherits the characteristic of fast training speed from SGC by pre-computing neighbor aggregation for each metapath in the pre-processing stage.

4 MOTIVATION

Existing HGNNs usually learn to embed information using hierarchy attention mechanism and repeated neighbor aggregation, suffering from unnecessary complexity and redundant computation. These inefficiencies are represented in the following two aspects.

Overused node-level attention. We observe that for each target node in HGB, the node-level attention values of the same type of relations are similar, while those among different types of relations differ a lot. Figure 1 (a) gives a diagram of this phenomenon. In particular, for each type of relation, we calculate the standard deviation of attention values for each node on ACM dataset. Figure 1 (b) shows the distributions of these standard deviations, where “all” refers to the standard deviations across all relations. As can be seen, the difference of attention values within the same type of relation is much smaller than that across different types of relations.

Further experiments prove that for the node-level attention, using same attention values for the same type of relations achieves

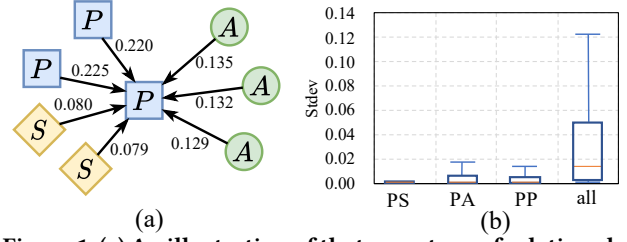


Figure 1: (a) An illustration of that same type of relations has similar attention values in HGB. (b) The box plot of standard deviations of attention values for different relations in HGB.

Table 3: Preliminary experiment results on HAN and HGB. \dagger means using average attention values within the same relation for each node.

	DBLP		ACM	
	Macro-F1	Micro-F1	Macro-F1	Micro-F1
HAN	92.49	92.97	91.02	91.00
HAN \dagger	92.64 (+0.15)	93.16 (+0.19)	91.21 (+0.20)	91.14 (+0.14)
HGB	94.01	94.41	92.78	92.68
HGB \dagger	94.01 (+0.00)	94.42 (+0.01)	92.89 (+0.11)	92.80 (+0.12)

equivalent or even better performance on typical metapath-based or metapath-free methods. In the experiments, for the metapath-based method HAN, we replace the GAT layer in each metapath neighbor graph with the mean aggregator. And for the metapath-free method HGB, we add additional functions to average the attention values of the same type of relations for each target node. As Table 3 shows, HGB maintains the same accuracy while HAN gets better effect after the modifications. We reason the accuracy improvement is derived from that HAN \dagger is free of the complexity brought by the attention mechanism and therefore suffering less from overfitting.

Time-consuming neighbor aggregation. Previous metapath-based methods execute neighbor aggregation in every training epoch, which brings excess computation. The neighbor aggregation step captures structural information on each metapath neighbor graph, which brings intensive computation and usually dominates the total time used for each epoch. Experiments show that in HAN, the time consumption of neighbor aggregation is 92 \times and 84 \times that of semantic aggregation on DBLP and ACM respectively.

Motivated by the observation above, on one hand, we can simplify the network structure and make it more efficient, by using the mean aggregator for each metapath neighbor graph without sacrificing the performance of the model. On the other hand, it endows an opportunity to execute neighbor aggregation in the pre-processing stage based on the following reasons: a) as both the feature projection step and the neighbor aggregation step contain no nonlinear functions, the order of the two steps can be exchanged; b) as the mean neighbor aggregator is parameter-free, it can be pre-computed in the pre-processing stage.

After those designs, not only the redundant attention computation is avoided for each metapath neighbor graph by using the mean aggregator, but also the neighbor aggregation is executed only once in the pre-processing stage rather than in every training epoch, which significantly reduces the training time. This is the key point of SeHGNN.

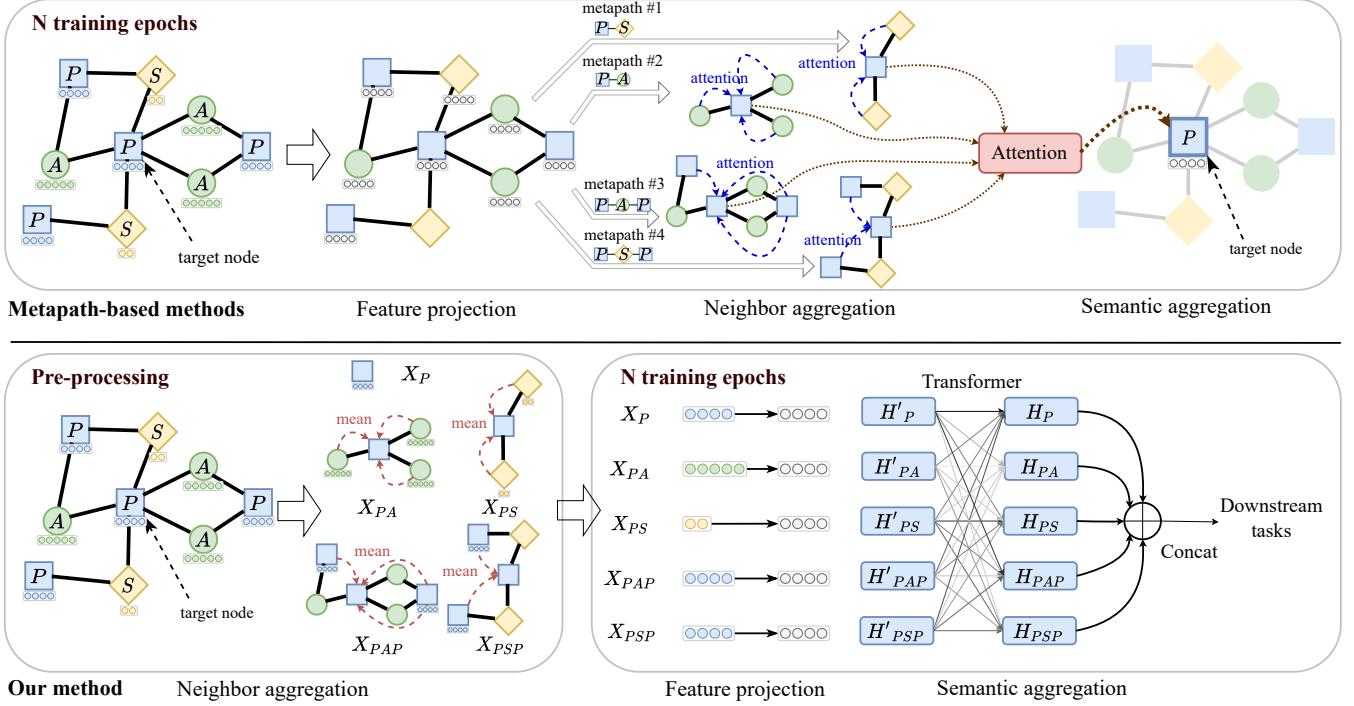


Figure 2: The overall architecture of SeHGNN compared to previous metapath-based methods. The example is based on ACM dataset with node types author (A), paper (P) and subject (S).

5 METHODOLOGY

This section formally proposes *Simple and Efficient Heterogeneous Neural Network* (SeHGNN), a metapath-based method for heterogeneous graphs. Figure 2 shows the overall framework of SeHGNN which consists of three main components: simplified neighbor aggregation, multi-layer feature projection, and transformer-based semantic aggregation. Figure 2 also highlights the difference between SeHGNN and previous metapath-based HGNNs, i.e., SeHGNN pre-computes the neighbor aggregation in the pre-processing stage rather than in every training epoch, which reduces the excess complexity in metapath-based methods. In addition, SeHGNN utilizes a novel label propagation and a general metapath selection method for better performance. Algorithm 1 outlines the overall training process of SeHGNN.

5.1 Simplified Neighbor Aggregation

The simplified neighbor aggregation is executed only once in the pre-processing stage and generates a list of feature matrices $M = \{X_{\mathcal{P}} : \mathcal{P} \in \Phi\}$ for all given metapaths Φ . These matrices are taken as inputs of the network in later training. In particular, for each node v_i in the heterogeneous graph, it uses the mean aggregator to aggregate features from the set of metapath-based neighbors and then generates a semantic feature vector for each given metapath,

$$m_i = \{z_i^{\mathcal{P}} = \frac{1}{\|\mathcal{P}\|} \sum_{p_{i,\dots,j} \in \mathcal{P}} x_j : \mathcal{P} \in \Phi\}, \quad (1)$$

where $p_{i,\dots,j}$ is one metapath instance of metapath \mathcal{P} pointing from node j to node i .

However, the collection of metapath-based neighbors introduces extra complexity. Existing metapath-based methods like HAN and MAGNN build metapath neighbor graphs for each metapath in the pre-processing stage. Instead, we use the multiplication of adjacency matrices to calculate the semantic feature matrices. In particular, let $X^c = \{x_0^c; x_1^c; \dots; x_{|V^c|-1}^c\}^T \in \mathbb{R}^{|V^c| \times d^c}$ be the raw feature matrix of all nodes belonging to type c , where each row in this matrix is the raw feature vector of the corresponding node and d^c is its feature dimension. Then the simplified neighbor aggregation can be expressed as

$$X_{\mathcal{P}} = \hat{A}_{c,c_1} \hat{A}_{c_1,c_2} \dots \hat{A}_{c_{l-1},c_l} X_{c_l}, \quad (2)$$

where $\mathcal{P} = cc_1c_2 \dots c_l$ is a $(l+1)$ -length metapath, and \hat{A}_{c,c_1} is the row-normalized form of adjacent matrix A_{c,c_1} between node type c and c_1 . In addition, if $X_{\mathcal{P}'}$ has been calculated given the metapath $\mathcal{P}' = c_1c_2 \dots c_l$, then $X_{\mathcal{P}}$ can be calculated with $X_{\mathcal{P}'}$ as the intermediate result, i.e., $X_{\mathcal{P}} = \hat{A}_{c,c_1} X_{\mathcal{P}'}$. For example, PAP and PPAP are two metapaths pre-defined for the ACM dataset. We can calculate X_{PAP} first and then calculate $X_{PPAP} = \hat{A}_{PP} X_{PAP}$.

Note that Equation (2) is a simplified version of Equation (1), and the two expressions are not equivalent. Equation (1) first collects all the metapath instances and then aggregates the features of source nodes, while Equation (2) is similar to the calculation of a multi-layer GCN. However, the number of metapath instances grows exponentially with the length of the metapath. Equation (2) brings convenience for the utilization of longer metapaths, and the final performance results of SeHGNN prove its efficiency.

5.2 Multi-layer Feature Projection

The feature projection step projects semantic vectors into the same feature space. This is because the output semantic vectors of the prior neighbor aggregation step have different dimensions or lie in different data spaces, while the next semantic aggregation step uses shared parameters across different metapaths and requires the input semantic vectors lying in the same latent space.

The general method for feature projection is to design a semantic-specific transformation matrix $W^{\mathcal{P}}$ for each metapath \mathcal{P} . The process of feature projection represents as $H'^{\mathcal{P}} = W^{\mathcal{P}} X^{\mathcal{P}}$.

Note that different transformation matrices are used for different metapaths, while previous HGNNs usually use node-type specific matrices. In addition, for better representation power, for the feature projection of each metapath we use a multi-layer perception (MLP) with a normalization layer, a nonlinear layer and a dropout layer between two successive linear layers.

5.3 Transformer-based Semantic Aggregation

The semantic aggregation step fuses semantic feature vectors and generates the final embedding vector for each node. Instead of just using a weighted sum format of semantic vectors with help of the attention mechanism for each node, we propose a transformer-based [23] semantic aggregator to further explore the mutual relationship between each pair of semantics.

Specifically, with the pre-defined metapath list $\Phi = \{\mathcal{P}_1, \dots, \mathcal{P}_K\}$, the prior feature projection step generates a list of semantic vectors $\{h'^{\mathcal{P}_1}, \dots, h'^{\mathcal{P}_K}\}$ for each node. The transformer-based semantic aggregator learns mutual attentions for each pair of semantic vectors. For each semantic vector $h'^{\mathcal{P}_i}$, this aggregator maps it into a query vector $q^{\mathcal{P}_i}$, a key vector $k^{\mathcal{P}_i}$ and a value vector $v^{\mathcal{P}_i}$. The mutual attention value $\alpha(\mathcal{P}_i, \mathcal{P}_j)$ is the normalization for the dot product result of query vector $q^{\mathcal{P}_i}$ and key vector $k^{\mathcal{P}_j}$ with a softmax normalization. The output vector of this semantic \mathcal{P}_i is the weighted sum of all value vectors $v^{\mathcal{P}_j}$ with their corresponding attention values $\alpha(\mathcal{P}_i, \mathcal{P}_j)$. The process of semantic aggregation is presented as

$$q^{\mathcal{P}_i} = W_Q h'^{\mathcal{P}_i}, k^{\mathcal{P}_i} = W_K h'^{\mathcal{P}_i}, v^{\mathcal{P}_i} = W_V h'^{\mathcal{P}_i}, \mathcal{P}_i \in \Phi$$

$$\alpha(\mathcal{P}_i, \mathcal{P}_j) = \frac{\exp(q^{\mathcal{P}_i} \cdot k^{\mathcal{P}_j T})}{\sum_{\mathcal{P}_t \in \Phi} \exp(q^{\mathcal{P}_i} \cdot k^{\mathcal{P}_t T})}$$

$$h^{\mathcal{P}_i} = \beta \sum_{\mathcal{P}_j \in \Phi} \alpha(\mathcal{P}_i, \mathcal{P}_j) v^{\mathcal{P}_j} + h'^{\mathcal{P}_i}$$

where W_Q, W_K, W_V, β are trainable parameters shared for all metapaths. Then the final embedding vector of each node is the concatenation of all those output vectors, and another MLP is used for downstream tasks like the node classification as follows:

$$\text{Pred} = \text{MLP}([h^{\mathcal{P}_1} || h^{\mathcal{P}_2} || \dots || h^{\mathcal{P}_{|\Phi|}}])$$

5.4 Additional Training Techniques

Metapath-based label propagation. Previous work [17, 25, 28] proves that using labels as extra inputs can improve the effect of the model. We propose a novel method adapted to the framework of SeHGNN to utilize labels. Like the raw features, the one-hot format labels are propagated along various metapaths in neighbor

Algorithm 1: The overall process of training SeHGNN

Input: Raw feature matrices $\{X^c : c \in \mathcal{T}^o\}$; initial training set L_0 ; initial one-hot label matrix $Y^{(0)}$; metapath sets Φ_X for raw features and Φ_Y for labels

Output: node classification result Pred

- 1 **% Neighbor aggregation**
- 2 Calculate the semantic matrix for each metapath
 $X^{\mathcal{P}} = A_{c_0, c_1} \dots A_{c_{l-1}, c_l} X^{c_l}, \mathcal{P} = c_0 c_1 \dots c_{l-1} c_l \in \Phi_X$
- 3 **for** each stage k **do**
- 4 Calculate the semantic matrices of propagated labels
 $Y^{\mathcal{P}} = A_{c_0, c_1} \dots A_{c_{l-1}, c_0} Y^{(k)}, \mathcal{P} = c_0 c_1 \dots c_{l-1} c_0 \in \Phi_Y$
- 5 Get list of semantic feature matrices
 $M^{(k)} = \{X^{\mathcal{P}} : \mathcal{P} \in \Phi_X\} \cup \{Y^{\mathcal{P}} : \mathcal{P} \in \Phi_Y\}$
- 6 **for** each epoch **do**
- 7 **% Feature projection**
- 8 $H'^{\mathcal{P}_i} = \text{MLP}_{\mathcal{P}_i}(M^{\mathcal{P}_i}), M^{\mathcal{P}_i} \in M^{(k)}$
- 9 **% Semantic aggregation**
- 10 $Q^{\mathcal{P}_i} = W_Q H'^{\mathcal{P}_i}, K^{\mathcal{P}_i} = W_K H'^{\mathcal{P}_i}, V^{\mathcal{P}_i} = W_V H'^{\mathcal{P}_i}$
- 11 $\alpha_{ij} = \frac{\exp(Q^{\mathcal{P}_i} \cdot K^{\mathcal{P}_j T})}{\sum_t \exp(Q^{\mathcal{P}_i} \cdot K^{\mathcal{P}_t T})}$
- 12 $H^{\mathcal{P}_i} = \beta \sum_j \alpha_{ij} V^{\mathcal{P}_j} + H'^{\mathcal{P}_i}$
- 13 Pred = MLP($[H^{\mathcal{P}_1} || H^{\mathcal{P}_2} || \dots]$)
- 14 Calculate loss function $\mathcal{L} = -\sum_i y_i \ln \text{pred}_i$, do back-propagation and update network parameters
- 15 **% Enlarging training set**
- 16 $L_{k+1} = L_0 \cup \{i : \max(\text{Pred}_i) > \delta^{(k+1)}\}$
- 17 Update $Y^{(k+1)}$ according to L_{k+1} and Pred
- 18 **return** Pred

aggregation. Such process generates a series of matrices of propagated labels $\{Y^{\mathcal{P}} : \mathcal{P} \in \Phi_Y\}$ which reflect the label distribution of corresponding metapath neighbor graphs. Given a metapath $\mathcal{P} = c_1 c_2 \dots c_{l-1} c \in \Phi_Y$ where c is the target node type in the node classification task, the expression of the label propagation is

$$Y^{\mathcal{P}} = \text{remove_diag}(\hat{A}^{\mathcal{P}}) Y^c, \hat{A}^{\mathcal{P}} = \hat{A}_{c, c_1} \hat{A}_{c_1, c_2} \dots \hat{A}_{c_{l-1}, c}$$

where Y^c is the raw label matrix. In matrix Y^c , the rows of nodes in the initial training set take the values of one-hot labels, and other rows fill with 0. In SeHGNN, the label propagation also executes in the neighbor aggregation step and outputs semantic matrices as extra inputs for later training.

General metapath selection. Previous metapath-based methods rely on pre-defined metapaths by experts. Unlike them, we adopt a general method to generate metapaths. We pre-define the maximum length of metapaths and utilize all proper metapaths which are no more than this length. Given the target node type of a specific node classification task, a proper metapath for neighbor aggregation should end with this node type, and a proper metapath for label propagation should both start and end with the type. As an example, for ACM dataset the target node type of the classification task is P, if the maximum length is three for both neighbor aggregation and label propagation, SeHGNN generates semantic feature matrices $X_P, X_{PA}, X_{PS}, X_{PP}, X_{PAP}, X_{PSP}, X_{PPP}, X_{PPA}, X_{PPS}$, as

well as propagated label matrices Y_{PP} , Y_{PAP} , Y_{PSP} , Y_{PPP} , as inputs for later training.

Multi-stage training. Recent work [12, 19, 32] introduces multi-stage training which selects test nodes with confident predictions at the end of each training stage and adds these nodes to the training set. Then the model is reset and the training process for the next stage starts. The aim of multi-stage training is to utilize the label information in the test set. Let L_0 be the initial training set. After the training in stage $k > 1$, nodes whose maximum prediction scores are above the threshold δ_k are seen as "confident". These nodes are added to the training set for the next stage $k + 1$. The whole process is presented as

$$L_{k+1} = L_0 \cup \{i : \max \text{Pred}_i > \delta_k\}.$$

Note that when the metapath-based label propagation and the multi-stage training technique are both used during training, the raw label matrix $Y^{(k)}$ should be updated at the beginning of each training stage k . For nodes not in the initial training set L_0 but in L_k , we use their prediction scores in the prior $k - 1$ stage to fill the corresponding rows in $Y^{(k)}$.

6 EXPERIMENT

6.1 Experiment Setup

Datasets. In the evaluation, we use five widely-used datasets in the semi-supervised node classification task: four middle-scale datasets including DBLP, ACM, IMDB, as well as Freebase, and a large-scale dataset Ogbn-mag from OGB Challenge [7]. The simple statistics of these heterogeneous graphs are summarized in Table 4. In addition, one-hot format index vectors are assigned to nodes with no attributes as their dummy input features.

Network Configuration. For the network backbone, a three-layer MLPs is used for each metapath in feature projection, and another three-layer MLP for the task-specific module to classify nodes. The dimension of hidden vectors is 512. For the transformer-based aggregator in semantic aggregation, the dimension of query and key vectors are 1/8 of hidden vectors and the dimension of value vectors is the same as hidden vectors. The number of attention heads of the transformer-based aggregator is 1. In addition, Table 5 shows the maximum length and number of metapaths used for neighbor aggregation and label propagation in each dataset. The total number of metapaths corresponds to the number of input semantic feature matrices for the network during training.

Training Parameter Setup. The model is optimized with Adam [10] in training. The learning rate is 0.0003 and the weight decay is 0.0001 for the Freebase dataset, and the learning rate is 0.001 and the weight decay is 0 for others. In the following experiments, each presented score is the average from 5 times of training.

6.2 Results on Node Classification

Comparison on Middle-scale Datasets. We compare SeHGNN against several well-known state-of-arts including four metapath-based HGNNs and four metapath-free HGNNs on middle-size datasets. These HGNNs have been introduced in Section 3. Furthermore, to dissect the efficiency of SeHGNN and extra gains from multi-stage training, we evaluate SeHGNN with and without the multi-stage

Table 4: Statistics of datasets used in this paper.

Dataset	#Nodes	#Node types	Target type	#Edges	#Classes
DBLP	26,128	4	author	239,566	4
ACM	10,942	4	paper	547,872	3
IMDB	21,420	4	movie	86,642	5
Freebase	180,098	8	book	1,057,688	7
Ogbn-mag	1,939,743	4	paper	21,111,007	349

Table 5: The maximum length and the number of metapaths for each dataset.

	Neighbor Aggregation		Label Propagation	
	Max length	#Metapaths	Max length	#Metapaths
DBLP	3	5	5	4
ACM	5	41	4	9
IMDB	4	16	5	12
Freebase	4	73	4	8
Ogbn-mag	4	10	3	4

technique. For the baselines on the four middle-scale datasets, we adopt results published in HGB [13].

Table 6 shows that SeHGNN achieves the best performance over all baselines except Micro-F1 accuracy in Freebase dataset. The performance gains are attributed to three aspects: a) more semantic messages, the light-weight neighbor aggregation brings the opportunity to use more metapaths; b) better semantic aggregation, a transformer-based semantic aggregator is used to learn the attention values between each pair of semantic vectors, rather than just getting a single weighted sum result with attention mechanism; c) less overfitting, the preliminary experiments in Section 4 have implied that the node-level attention within the same relation may lead to overfitting, but SeHGNN avoids using node-level attention in the neighbor aggregation step.

In addition, the multi-stage training technique only slightly improves the accuracy on DBLP and ACM datasets but gains great improvement on IMDB and Freebase datasets. This is because this technique utilizes extra information from validation and test sets with pseudo labels, so that datasets with the relative low prediction accuracy may benefit more from the expanded training data.

Comparison on Large-scale Dataset. Furthermore, we compare the result of SeHGNN on the large-scale dataset Ogbn-mag. The performance results of baselines shown in Table 7 are from OGB leaderboards [8]. "emb" mean that these methods use unsupervised representation learning methods like ComplEx [22] to generate raw features for nodes with no attributes, otherwise randomly initialized feature vectors are used. Table 7 shows SeHGNN achieves higher accuracy with the help of extra features and the multi-stage training technique. Furthermore, SeHGNN achieves comparable accuracy even without extra features.

6.3 Ablation Study

To validate the effectiveness of each component of SeHGNN, we further conduct experiments on different SeHGNN variants. The

Table 6: Experiment results of the comparison with the state-of-the-arts on middle-scale datasets. “-” means that the models run out of memory on large graphs. Bold and blue figures are best and the second best results for each dataset.

	DBLP		IMDB		ACM		Freebase	
	Macro-F1	Micro-F1	Macro-F1	Micro-F1	Macro-F1	Micro-F1	Macro-F1	Micro-F1
RGCN	91.52±0.50	92.07±0.50	58.85±0.26	62.05±0.15	91.55±0.74	91.41±0.75	46.78±0.77	58.33±1.57
HetGNN	91.76±0.43	92.33±0.41	48.25±0.67	51.16±0.65	85.91±0.25	86.05±0.25	-	-
HAN	91.67±0.49	92.05±0.62	57.74±0.96	64.63±0.58	90.89±0.43	90.79±0.43	21.31±1.68	54.77±1.40
MAGNN	93.28±0.51	93.76±0.45	56.49±3.20	64.67±1.67	90.88±0.64	90.77±0.65	-	-
RSHN	93.34±0.58	93.81±0.55	59.85±3.21	64.22±1.03	90.50±1.51	90.32±1.54	-	-
HetSANN	78.55±2.42	80.56±1.50	49.47±1.21	57.68±0.44	90.02±0.35	89.91±0.37	-	-
HGT	93.01±0.23	93.49±0.25	63.00±1.19	67.20±0.57	91.12±0.76	91.00±0.76	29.28±2.52	60.51±1.16
HGB	94.01±0.24	94.46±0.22	63.53±1.36	67.36±0.57	93.42±0.44	93.35±0.45	47.72±1.48	66.29±0.45
SeHGNN	94.92±0.13	95.27±0.12	67.11±0.25	69.17±0.43	93.83±0.21	93.73±0.21	51.55±0.84	63.85±0.71
SeHGNN+multi-stage	94.97±0.27	95.33±0.26	67.65±0.46	69.76±0.52	93.89±0.21	93.81±0.21	52.26±0.84	65.22±0.40

Table 7: Experiment results of the comparison with the state-of-the-arts on large-scale dataset.

Methods	Validation accuracy	Test accuracy
RGCN	48.35±0.36	47.37±0.48
HGT	49.89±0.47	49.27±0.61
HGT+emb	51.24±0.46	49.82±0.13
GAMLP	53.23±0.23	51.63±0.22
NARS+emb	53.72±0.09	52.40±0.16
GAMLP+emb	55.48±0.08	53.96±0.18
GAMLP+emb+multi-stage	57.02±0.41	55.90±0.27
SeHGNN	55.95±0.11	53.99±0.18
SeHGNN+emb	56.56±0.07	54.78±0.17
SeHGNN+multi-stage	58.70±0.08	56.71±0.14
SeHGNN+emb+multi-stage	59.17±0.09	57.19±0.12

Table 8: Effectiveness of each component of SeHGNN.

	DBLP		ACM	
	Macro-F1	Micro-F1	Macro-F1	Micro-F1
SeHGNN	94.92	95.27	93.83	93.73
<i>no-lp</i>	94.62 (-0.30)	95.02 (-0.25)	93.86 (+0.03)	93.78 (+0.05)
<i>no-trans</i>	94.50 (-0.42)	94.89 (-0.38)	93.64 (-0.19)	93.56 (-0.17)
<i>small</i>	94.57 (-0.35)	94.97 (-0.30)	92.81 (-1.02)	92.73 (-1.00)

variant *no-lp* does not leverage label propagation, the variant *no-trans* uses a GAT layer rather than the transformer-based aggregator for semantic aggregation, and the variant *small* uses the same metapaths as other metapath-based methods in HGB benchmark (i.e., [A, APA, APTPA, APVPA] for DBLP and [P, PAP, PSP, PCPP, PSPPP] for ACM). The results of these variants are shown in Table 8.

Results on *no-lp* reveal that the label propagation technique brings performance gain for a part of datasets but not for all. Results on *no-trans* reveal that the transformer-based semantic aggregation achieves great performance improvement compared with attention-based semantic aggregation. Results on *small* reveal that the introduction of more metapaths does bring performance gains for SeHGNN, especially for ACM dataset, but SeHGNN still has the better performance compared with previous metapath-based methods even if the number of metapaths is limited.

Table 9: Time complexity of SeHGNN and HAN.

	Feature projection	Neighbor aggregation	Semantic aggregation	Total time complexity
HAN	$O(ND^2)$	$O(KED^2)$	$O(KD^2)$	$O(KED^2)$
SeHGNN	$O(KD^2)$	-	$O(K^2D^2)$	$O(K^2D^2)$

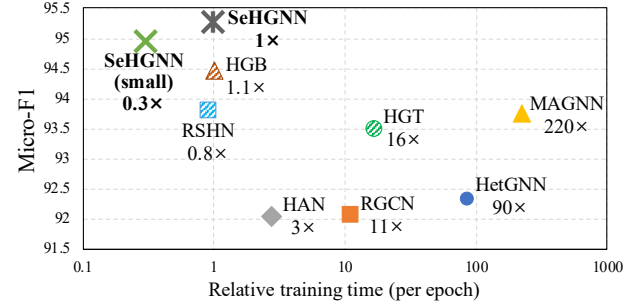


Figure 3: Training time of different HGNNs on DBLP dataset.

6.4 Complexity Analysis

In this section, we theoretically analyse the time complexity of SeHGNN compared with previous work like HAN and HGB during training. In addition, we conduct experiments to experimentally compare the time consumption of SeHGNN with different HGNNs.

Table 9 shows the time complexity of each component of SeHGNN compared with HAN, where N is the number of node types, K is the number of metapaths, D is the dimension of hidden vectors, and E_0 is the average number of neighbors in metapath neighbor graphs. Note that for an $(l+1)$ -length metapath, the generation of the corresponding metapath neighbor graph is similar to the neighbor sampling of a l -layer GCN, where the number of sampled nodes grows exponentially with l [4]. As a result, we have $E_0 > K$ in most cases. Thus the time complexity of SeHGNN is lower than that of HAN. Similarly, the time complexity of HGB is $O(KE_1D^2)$, where E_1 is the average number of neighbors of each node in whole heterogeneous graph. Thus the time complexity of SeHGNN is lower than that of HGB when $K < E_1$.

Figure 3 shows the average time consumption of the state-of-the-art HGNNs and SeHGNN for each training epoch on DBLP dataset. SeHGNN (small) utilizes five metapaths which is the same as these

metapath-based methods, while SeHGNN uses nine metapaths as Table 5 shows. Figure 3 shows that both these two versions of SeHGNN run faster and achieve better accuracy than these state-of-the-arts. Furthermore, SeHGNN achieves better accuracy when uses more number of metapaths, but more training time is consumed.

7 CONCLUSION

This paper proposes the Simple and Efficient Heterogeneous Graph Neural Network (SeHGNN) for heterogeneous graph representation learning. Unlike previous work, we design a light-weight attention-free neighbor aggregation module and utilize a transformer-based semantic aggregator for semantic aggregation. In addition, the parameter-free neighbor aggregation is executed only once in the pre-processing stage rather than in every training epoch, avoiding unnecessary complexity and redundant computation. Experiments on four medium-scale widely-used datasets and a large-scale dataset demonstrate the superiority of SeHGNN over the state-of-the-arts on both the accuracy and training speed.

REFERENCES

- [1] Yuxiao Dong, Ziniu Hu, Kuansan Wang, Yizhou Sun, and Jie Tang. 2020. Heterogeneous Network Representation Learning. In *IJCAI*, Vol. 20. 4861–4867.
- [2] Xinyu Fu, Jiani Zhang, Ziqiao Meng, and Irwin King. 2020. Magnn: Metapath aggregated graph neural network for heterogeneous graph embedding. In *Proceedings of The Web Conference 2020*. 2331–2341.
- [3] Xue Geng, Hanwang Zhang, Jingwen Bian, and Tat-Seng Chua. 2015. Learning image and user features for recommendation in social networks. In *Proceedings of the IEEE international conference on computer vision*. 4274–4282.
- [4] Will Hamilton, Zitao Ying, and Jure Leskovec. 2017. Inductive representation learning on large graphs. *Advances in neural information processing systems* 30 (2017).
- [5] Sepp Hochreiter and Jürgen Schmidhuber. 1997. Long short-term memory. *Neural computation* 9, 8 (1997), 1735–1780.
- [6] Huiting Hong, Hantao Guo, Yucheng Lin, Xiaoqing Yang, Zang Li, and Jieping Ye. 2020. An attention-based graph neural network for heterogeneous structural learning. In *Proceedings of the AAAI Conference on Artificial Intelligence*, Vol. 34. 4132–4139.
- [7] Weihua Hu, Matthias Fey, Hongyu Ren, Maho Nakata, Yuxiao Dong, and Jure Leskovec. 2021. Ogb-lsc: A large-scale challenge for machine learning on graphs. *arXiv preprint arXiv:2103.09430* (2021).
- [8] Weihua Hu, Matthias Fey, Marinka Zitnik, Yuxiao Dong, Hongyu Ren, Bowen Liu, Michele Catasta, and Jure Leskovec. 2020. Open graph benchmark: Datasets for machine learning on graphs. *Advances in neural information processing systems* 33 (2020), 22118–22133.
- [9] Ziniu Hu, Yuxiao Dong, Kuansan Wang, and Yizhou Sun. 2020. Heterogeneous graph transformer. In *Proceedings of The Web Conference 2020*. 2704–2710.
- [10] Diederik P Kingma and Jimmy Ba. 2014. Adam: A method for stochastic optimization. *arXiv preprint arXiv:1412.6980* (2014).
- [11] Thomas N Kipf and Max Welling. 2016. Semi-supervised classification with graph convolutional networks. *arXiv preprint arXiv:1609.02907* (2016).
- [12] Qimai Li, Zhichao Han, and Xiao-Ming Wu. 2018. Deeper insights into graph convolutional networks for semi-supervised learning. In *Thirty-Second AAAI conference on artificial intelligence*.
- [13] Qingsong Lv, Ming Ding, Qiang Liu, Yuxiang Chen, Wenzheng Feng, Siming He, Chang Zhou, Jianguo Jiang, Yuxiao Dong, and Jie Tang. 2021. Are we really making much progress? Revisiting, benchmarking and refining heterogeneous graph neural networks. In *Proceedings of the 27th ACM SIGKDD Conference on Knowledge Discovery & Data Mining*. 1150–1160.
- [14] Byungkook Oh, Seungmin Seo, and Kyong-Ho Lee. 2018. Knowledge graph completion by context-aware convolutional learning with multi-hop neighborhoods. In *Proceedings of the 27th ACM International Conference on Information and Knowledge Management*. 257–266.
- [15] Michael Schlichtkrull, Thomas N Kipf, Peter Bloem, Rianne van den Berg, Ivan Titov, and Max Welling. 2018. Modeling relational data with graph convolutional networks. In *European semantic web conference*. Springer, 593–607.
- [16] Chuan Shi, Yitong Li, Jiawei Zhang, Yizhou Sun, and S Yu Philip. 2016. A survey of heterogeneous information network analysis. *IEEE Transactions on Knowledge and Data Engineering* 29, 1 (2016), 17–37.
- [17] Yunsheng Shi, Zhengjie Huang, Shikun Feng, Hui Zhong, Wenjin Wang, and Yu Sun. 2020. Masked label prediction: Unified message passing model for semi-supervised classification. *arXiv preprint arXiv:2009.03509* (2020).
- [18] Richard Socher, Danqi Chen, Christopher D Manning, and Andrew Ng. 2013. Reasoning with neural tensor networks for knowledge base completion. *Advances in neural information processing systems* 26 (2013).
- [19] Ke Sun, Zhouchen Lin, and Zhanxing Zhu. 2020. Multi-stage self-supervised learning for graph convolutional networks on graphs with few labeled nodes. In *Proceedings of the AAAI Conference on Artificial Intelligence*, Vol. 34. 5892–5899.
- [20] Yizhou Sun and Jiawei Han. 2012. Mining heterogeneous information networks: principles and methodologies. *Synthesis Lectures on Data Mining and Knowledge Discovery* 3, 2 (2012), 1–159.
- [21] Yizhou Sun, Jiawei Han, Xifeng Yan, Philip S Yu, and Tianyi Wu. 2011. Pathsim: Meta path-based top-k similarity search in heterogeneous information networks. *Proceedings of the VLDB Endowment* 4, 11 (2011), 992–1003.
- [22] Théo Trouillon, Johannes Welbl, Sebastian Riedel, Éric Gaussier, and Guillaume Bouchard. 2016. Complex embeddings for simple link prediction. In *International conference on machine learning*. PMLR, 2071–2080.
- [23] Ashish Vaswani, Noam Shazeer, Niki Parmar, Jakob Uszkoreit, Llion Jones, Aidan N Gomez, Łukasz Kaiser, and Illia Polosukhin. 2017. Attention is all you need. *Advances in neural information processing systems* 30 (2017).
- [24] Petar Veličković, Guillem Cucurull, Arantxa Casanova, Adriana Romero, Pietro Lio, and Yoshua Bengio. 2017. Graph attention networks. *arXiv preprint arXiv:1710.10903* (2017).
- [25] Hongwei Wang and Jure Leskovec. 2020. Unifying graph convolutional neural networks and label propagation. *arXiv preprint arXiv:2002.06755* (2020).
- [26] Xiao Wang, Deyu Bo, Chuan Shi, Shaohua Fan, Yanfang Ye, and Philip S Yu. 2020. A survey on heterogeneous graph embedding: methods, techniques, applications and sources. *arXiv preprint arXiv:2011.14867* (2020).
- [27] Xiao Wang, Houye Ji, Chuan Shi, Bai Wang, Yanfang Ye, Peng Cui, and Philip S Yu. 2019. Heterogeneous graph attention network. In *The world wide web conference*. 2022–2032.
- [28] Yangkun Wang. 2021. Bag of tricks of semi-supervised classification with graph neural networks. *arXiv e-prints* (2021), arXiv–2103.
- [29] Felix Wu, Amauri Souza, Tianyi Zhang, Christopher Fifty, Tao Yu, and Kilian Weinberger. 2019. Simplifying graph convolutional networks. In *International conference on machine learning*. PMLR, 6861–6871.
- [30] Zonghan Wu, Shirui Pan, Fengwen Chen, Guodong Long, Chengqi Zhang, and S Yu Philip. 2020. A comprehensive survey on graph neural networks. *IEEE transactions on neural networks and learning systems* 32, 1 (2020), 4–24.
- [31] Carl Yang, Yuxin Xiao, Yu Zhang, Yizhou Sun, and Jiawei Han. 2020. Heterogeneous network representation learning: A unified framework with survey and benchmark. *IEEE Transactions on Knowledge and Data Engineering* (2020).
- [32] Han Yang, Xiao Yan, Xinyan Dai, Yongqiang Chen, and James Cheng. 2021. Self-enhanced gnn: Improving graph neural networks using model outputs. In *2021 International Joint Conference on Neural Networks (IJCNN)*. IEEE, 1–8.
- [33] Michihiro Yasunaga, Jungo Kasai, Rui Zhang, Alexander R Fabbri, Irene Li, Dan Friedman, and Dragomir R Radev. 2019. Scisummnet: A large annotated corpus and content-impact models for scientific paper summarization with citation networks. In *Proceedings of the AAAI Conference on Artificial Intelligence*, Vol. 33. 7386–7393.
- [34] Lingfan Yu, Jiajun Shen, Jinyang Li, and Adam Lerer. 2020. Scalable graph neural networks for heterogeneous graphs. *arXiv preprint arXiv:2011.09679* (2020).
- [35] Chuxu Zhang, Dongjin Song, Chao Huang, Ananthram Swami, and Nitesh V Chawla. 2019. Heterogeneous graph neural network. In *Proceedings of the 25th ACM SIGKDD International Conference on Knowledge Discovery & Data Mining*. 793–803.
- [36] Wen Zhang, Bibek Paudel, Liang Wang, Jiaoyan Chen, Hai Zhu, Wei Zhang, Abraham Bernstein, and Huajun Chen. 2019. Iteratively learning embeddings and rules for knowledge graph reasoning. In *The World Wide Web Conference*. 2366–2377.
- [37] Wentao Zhang, Ziqi Yin, Zeang Sheng, Wen Ouyang, Xiaosen Li, Yangyu Tao, Zhi Yang, and Bin Cui. 2021. Graph attention multi-layer perceptron. *arXiv preprint arXiv:2108.10097* (2021).
- [38] Huan Zhao, Quanming Yao, Jianda Li, Yangqiu Song, and Dik Lun Lee. 2017. Meta-graph based recommendation fusion over heterogeneous information networks. In *Proceedings of the 23rd ACM SIGKDD international conference on knowledge discovery and data mining*. 635–644.
- [39] Xin Zheng, Yixin Liu, Shirui Pan, Miao Zhang, Di Jin, and Philip S Yu. 2022. Graph Neural Networks for Graphs with Heterophily: A Survey. *arXiv preprint arXiv:2202.07082* (2022).
- [40] Xiaoping Zhou, Xun Liang, Haiyan Zhang, and Yuefeng Ma. 2015. Cross-platform identification of anonymous identical users in multiple social media networks. *IEEE transactions on knowledge and data engineering* 28, 2 (2015), 411–424.
- [41] Shichao Zhu, Chuan Zhou, Shirui Pan, Xingquan Zhu, and Bin Wang. 2019. Relation structure-aware heterogeneous graph neural network. In *2019 IEEE international conference on data mining (ICDM)*. IEEE, 1534–1539.