

Towards a Tectonic Traffic Shift? Investigating Apple's New Relay Network

Patrick Sattler Juliane Aulbach Johannes Zirngibl Georg Carle
 Technical University of Munich
 Germany
 <lastname>@net.in.tum.de

ABSTRACT

Apple recently published its first Beta of the iCloud Private Relay, a privacy protection service with promises resembling the ones of VPNs. The architecture consists of two layers (ingress and egress), operated by disjoint providers. The service is directly integrated into Apple's operating systems and therefore provides a low entry level barrier for a large user base. It seems to be set up for major adoption with its relatively moderate entry-level price.

This paper analyzes the iCloud Private Relay from a network perspective and its effect on the Internet and future measurement-based research. We perform EDNS0 Client Subnet DNS queries to collect ingress relay addresses and find 1586 IPv4 addresses. Supplementary RIPE Atlas DNS measurements reveal 1575 IPv6 addresses. Knowledge about these addresses helps to passively detect clients communicating through the relay network. According to our scans, from January through April, ingress addresses grew by 20%.

The analysis of our scans through the relay network verifies Apple's claim of rotating egress addresses. Nevertheless, it reveals that ingress and egress relays can be located in the same autonomous system, thus sharing similar routes, potentially allowing traffic correlation.

1 INTRODUCTION

Apple presented iCloud Private Relay [14] at its developer conference (WWDC) in June 2021 as a new privacy protection service. The first beta release was included with iOS 15. This new system seeks to protect its users privacy by proxying the encrypted traffic through an Apple controlled ingress to an external egress node. The service's primary purpose is to protect the visibility of the user's Internet activity.

The entry barrier for iCloud Private Relay is much lower compared to competing privacy protecting techniques (e.g., Virtual Private Networks (VPNs), Proxies, The Onion Router (Tor)). It is integrated into Apple's operating systems iOS, iPadOS, and MacOS; and all iCloud+ customers can use it on their Apple devices. Moreover, the cheapest plan currently is at 0.99\$ per month, which is only a fraction of what, e.g., VPN operators typically charge. Apple's global smartphone market share is 25 % [25]. All iCloud+ customer can use the relay network by flipping a switch in their device settings.

Apple also announced that the service would be turned on by default after leaving the beta testing phase. We expect to see a significant usage increase when that happens.

This ease-of-use aspect is also alarming to the actors in the networking community [29]. In this paper we analyze the relay's goals, architecture, and behavior to provide fellow researcher and network operator an insight to the system and what they should expect when the service adoption gains traction. The focus of this paper is the network point of view and where applicable we evaluate the effect of our findings on the systems privacy and security.

Our Contributions in this paper are:

- (i) We analyze the iCloud Private Relay ingress layer and collect 1586 IPv4 and 1575 IPv6 ingress relay IP addresses through active Domain Name System (DNS) scans. We publish these addresses so that other researchers can search for the service in their passive data.
- (ii) We evaluate the egress addresses and show their geographical and topological bias towards the US.
- (iii) We perform active scans through the relay network and find that the egress relay not only rotates its address but also does this for every new client connection. We publish the collected data at: [relay-networks.github.io](https://github.com/relay-networks/relay-networks)

Outline: We introduce iCloud Private Relay in detail in Section 2, and describe our measurement setup and scans in Section 3. We analyze ingress relays, egress relays, and their interplay in Section 4. In Section 5 we list related work and Section 6 concludes the paper with a discussion on our findings and the design of the iCloud Private Relay.

2 ICLOUD PRIVATE RELAY

iCloud Private Relay is a new service provided by Apple [14] in order to protect the user's privacy. It aims to protect unencrypted HTTP traffic, DNS queries and connections initiated by Apple's web browser Safari. The architecture of iCloud Private Relay (see Figure 1) is built as a two-layer relay structure as lined out in its whitepaper [14]. Clients, i.e., iOS or MacOS devices, connect to an ingress relay for authentication and location assignment. The clients use this information to initiate a proxy connection to the egress relay through the ingress. The latter then initiates the connection

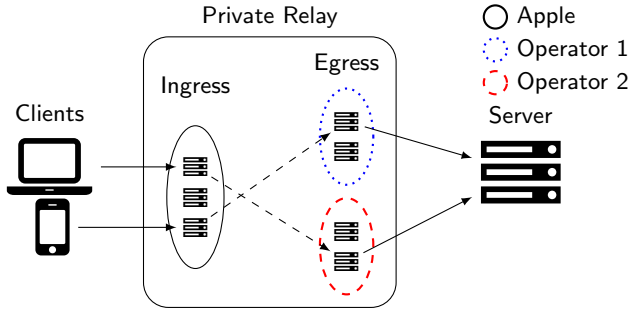


Figure 1: iCloud Private Relay Architecture. Ingress nodes are operated by Apple itself, while egress nodes are operated by different entities.

to the actual target host. This architecture enables several advantages compared to traditional proxy or VPN services, *e.g.*, the egress layer can initiate the connection and use additional latency reducing techniques (*e.g.*, using TCP fast open). Apple *operates* the ingress layer relays, while CDN providers Akamai, Cloudflare, and Fastly host the egress relays (*cf.*, Section 4.2).

Proxying traffic through the ingress relay protects the client’s IP address from the egress relay. Conversely, the ingress relay cannot decrypt traffic to the egress and is therefore unable to observe the destination address or any other information. This layered structure has similarities with anonymization networks such as Tor. Tor uses at least three layers, and volunteers independently operate its relays. In this paper, we will apply analysis approaches similar to the ones used for Tor localization, and evaluation [15, 18, 19, 27].

iCloud Private Relay uses QUIC for its connection to the ingress relay. The tunnel to the egress is using a secure proxying protocol using HTTP/3 [17, 23] proposed by the Multiplexed Application Substrate over QUIC Encryption (MASQUE) IETF working group [1]. HTTP/3 uses QUIC as transport protocol providing a secure connection with the possibility to combine multiple connections within a single proxy connection. The service uses the fallback to HTTP/2 and TLS 1.3 over Transmission Control Protocol (TCP) only when the QUIC connection fails. Clients resolve `mask.icloud.com` to obtain the ingress relay’s addresses for the QUIC connection. In the TCP fallback case clients need to resolve `mask-h2.icloud.com`. The whitepaper explicitly states the possibility to block iCloud Private Relay by not resolving DNS requests for the service’s domain names.

To authenticate servers, iCloud Private Relay relies on raw public keys instead of the usual certificate authentication within its TLS handshake. Deployed key pinning prevents the interception using TLS proxies, and hence an in-depth analysis of the protocol is infeasible. Additional measures

for fraud prevention are in place, *e.g.*, a limited number of issued tokens to access the service per user and day.

3 MEASUREMENT AND ANALYSIS SETUP

We aim to shed light on the network level implementation of the iCloud Private Relay and its inner workings. Thus, we analyze ingress and egress relays regarding their topological distribution from a network perspective (*i.e.*, used addresses, prefixes and operators). For all active measurements, we apply ethics described in Appendix A.

Relay IP Addresses: Used ingress IP addresses are not published. Thus, we rely on DNS queries for the domains used to connect to iCloud Private Relay. The name servers are operated by AWS Route 53 and have the Extension Mechanisms for DNS (EDNS0) Client Subnet (ECS) extension enabled. ECS allows a resolver to attach the client’s subnet to a DNS query [7]. The name server can use this query information to provide a subnet-based (*i.e.*, geo-location-based) response.

We use a similar approach as Streibelt et al. [26]. Our scan iterates over the IPv4 address space and sends A record queries with /24 subnets in its ECS extension to the authoritative name server. The ECS based approach does not scale well for IPv6: We would need to perform queries for about 14 billion /48 IPv6 prefixes, a number infeasible to scan.

To cover IPv6 (AAAA queries) and to verify the results obtained by the ECS based scans, we use RIPE Atlas DNS measurements, offering globally distributed probes and thus a geographically distributed view. The A and AAAA measurements are additionally used to track the service’s availability. We use the RIPE Atlas DNS resolutions to gain insight into the number of probes failing to resolve the service domain names. Tracking the availability is an important future task as the service can be easily blocked through DNS. Several ISPs voiced concerns [29] over the service, and some might start to try blocking it in their network.

In contrast to ingress relays, Apple publishes egress relay IP addresses for geo-location and allow listing [13]. We assume this list to be complete and use it in the following.

Measurements using iCloud Private Relay: We perform several scans to improve our understanding of the system outside the published information. As explained in Section 2, we cannot examine the communication itself due to the pinned public key. In fact, testing standard QUIC handshakes using the QScanner published by Zirngibl et al. [30] or a current curl version, does not even trigger a response by ingress nodes, neither a QUIC initial nor an error. The connection attempt simply times out. Interestingly, using the latest ZMap module from Zirngibl et al. [30] to identify QUIC support based on the version negotiation, a response from ingress nodes can be triggered. Within the response,

support for QUICv1 alongside draft 29 to 27 is indicated. This verifies that nodes support standardized QUIC but due to its peculiarities, unintended handshakes are prevented.

Instead, we perform long-running measurements with an active iCloud Private Relay service to understand how often the egress operator and IP address change. The service emphasizes privacy as a main goal and announces to regularly rotate the egress IP address, a feature unique among similar services (e.g., VPN, Tor). For this, we setup a MacOS laptop running the latest OS version as client for the iCloud Private Relay and deploy a simple web server to observe the egress relay’s connection attempt. By logging the requester’s IP address we are able to observe and correlate ingress *and* egress relay operator. The scan performs two requests: (i) It is instructing *Safari* to open the URL to our web server; and (ii) we use *curl* to fetch `http://ipecho.net/plain`. The second request returns the requester IP address, i.e., the egress relay address in our case. This request is used to evaluate how parallel connections behave.

We implement this scan in two versions. (i) An open scan, where we allow required DNS queries to initiate the iCloud Private Relay. Thus, this scan uses IP addresses received live from authoritative nameservers. (ii) We perform scans forcing the client to use specific DNS configurations. Therefore, we deploy and use a local unbound resolver to steer the service’s DNS resolution. A custom configured local zone for the required domain names can direct the service to a selected ingress relay. This allows us to test different IP addresses from our ECS scan results as ingress nodes.

4 ANALYSIS OF SCANNING RESULTS

In the following section we analyze the topological distribution and inner workings of the iCloud Private Relay.

4.1 Uncovering Ingress Relays

We use the ECS scans to uncover globally distributed ingress addresses from a single vantage point and verify its results in the second part of this section by using RIPE Atlas measurements.

ECS DNS scans: Table 1, gives an overview of the number of seen ingress IP addresses per Autonomous System (AS) from four scans in between January and April 2022. Ingress addresses are either located at Apple (AS714) or at Akamai (AS36183) and are within 123 routed BGP prefixes. AS36183 appears to be only recently active in BGP and is in large parts related to iCloud Private Relay. From here on we use Akamai_{PR} for AS36183. The increase of ingress addresses is solely attributable to Akamai_{PR}. Especially, the fallback TCP relays were initially served by Apple and only after the deployment of relays at Akamai_{PR} the fallback relays could catch up with the QUIC relays.

Table 1: The ASes of ingress relays and their proportional distribution. Only Apple and the recently occurring Akamai_{PR} AS (AS36183) is visible. In January the fallback scan is absent.

	Default				Fallback			
	Apple		Akamai		Apple		Akamai	
Jan	365	30.6%	823	69.4%	-	-	-	-
Feb	355	29.5%	845	70.5%	356	100.0%	-	-
Mar	347	26.9%	945	73.1%	334	93.0%	25	7.0%
Apr	349	22.0%	1237	78.0%	336	24.0%	1062	76.0%

Table 2: Ingress relay operator per client AS based on the ECS subnet responses for the scan in April. The AS population is sourced from the APNIC AS pop data [3].

Operator	AS Pop	ASes	/24 Subnets
Akamai _{PR}	994M	34 627	1.1M
Apple	105M	20 807	0.2M
Both ¹	2373M	17 301	10.6M

¹ Apple’s subnet share is 76 %

In April, our scan uncovered 1586 ingress IP addresses in responses with up to eight different records. Akamai_{PR} locates more than 75 % of all relays. Therefore, the question arises: How reliant is iCloud Private Relay from Akamai_{PR}, i.e., who serves its clients. The ECS scan collects this information as the sent extension data represents the client’s subnet. The name server always uses the subnet provided in the query and all response records are in the same AS. Therefore, we get a /24 client prefix granularity. Table 2 summarizes the collected data on AS and subnet level. Although Apple only provides 25 % of all ingress IP addresses, it serves 69 % of all subnets. We use the APNIC AS population dataset [3] to understand how many potential users are served by the two operators. As the population dataset has only an AS granularity, ASes served by both cannot be attributed. These ASes, contain the largest share of subnets and users. The relays at Akamai_{PR} exclusively cover 34.6 k ASes with 994 M users. In comparison, relays at Apple only cover 105 M users in 20.8 k ASes. This shows that the deployments in the Apple AS are different from the one in Akamai_{PR}. If network traffic is evaluated on a service level it is important to consider this split-world for iCloud Private Relay. Our ingress address dataset helps to attribute IP addresses and aggregate service level data.

iCloud Private Relay evolved during our four-month observation period: The number of QUIC-enabled relays increased by 34 % and the number of relays for the TCP fallback increased from only 356 addresses to 1398 (+293 %) in April. Such a development is expected for a service in its beta phase.

It shows the importance of continuous measurements to understand its impact. We will perform regular scans in the future and publish the collected ingress addresses.

ECS Scan Validation: The ECS based ingress scan uses the DNS extension’s properties to get a distributed view of the service. We perform these scans from a single vantage point and are therefore susceptible to anycast based behavior differences. To validate our results we use the RIPE Atlas measurement platform which allows us to perform DNS measurements on more than 10 k available probes. The probes are located in 3326 different ASes and 168 countries and can provide us with a distributed view. In total our RIPE Atlas measurements in April report 1382 distinct ingress IP addresses, *i.e.*, 200 fewer than the ECS scan at a similar point in time. All but one address occur in both result sets. The single missing address can be attributed to the time difference between the two scans. While the RIPE Atlas scan only takes minutes, our ECS scan takes up to 40 hours due to the strict rate limiting. We can find this single missing address during a later verification ECS scans. We conclude that our ECS scan can not only uncover all addresses seen by the RIPE Atlas measurement but also 200 additional ones.

IPv6 Ingress Addresses: We also perform four AAAA DNS scans with RIPE Atlas as our ECS scan only support IPv4 with A type records. We use AAAA measurements targeting the local resolver as well as an authoritative name server. According to our measurement towards whoami.akamai.net, which returns the resolver’s requester IP address, we find resolvers in 1.8 k ASes. Nevertheless, more than half of all probes use one of the following resolvers: Google’s public resolver [12], Cloudflare’s public resolver [6], Quad9 [2], or OpenDNS [5].

In total, we find 1575 IPv6 addresses in the same two ASes. The size of the discovered IPv6 address set through RIPE Atlas is larger than the IPv4 one, possibly due to the larger address space. The AS share of addresses is similar to what we find in our ECS scans: 346 relays are within Apple’s AS and 1229 relays are provided by the Akamai_{PR} AS. The DNS requests directed to an authoritative name server do not expose significantly more or other addresses as the resolver scan does. This measurement provides us a basic view into the IPv6 side of the service.

State of Service Blocking: We analyze the RIPE Atlas DNS errors in order to check where the DNS resolution fails and where the service might be blocked. 10 % of all requested probes fail with a request timeout. An additional measurement towards another domain showed similar timeout shares. Therefore, we do not account these as service blocking attempts. Nevertheless, 7 % of the probes fail to resolve the domain name but receive a DNS response by their resolver. 72 % of these probes response codes are *NXDOMAIN*, 13 % *NOERROR*, and 5 % *REFUSED*. The remaining

Table 3: Comparison of egress subnets for the operating ASes. Number of possible IPv6 addresses is left out, since every subnet mask has length 64.

	IPv4			IPv6		
	Subnets	BGP Pfxs	IP Addr.	Subnets	BGP Pfxs	CCs
Akamai _{PR} ¹	9890	301	57 589	142 826	1172	236
Akamai _{Est} ²	1602	1	5100	23 495	1	24
Cloudflare ³	18 218	112	18 218	26 988	2	248
Fastly ⁴	8530	81	17 060	8530	81	236

¹ AS36183; ² AS20940; ³ AS13335; ⁴ AS54113

ones report either *SERVFAIL* or *FORMERR*. We attribute the *NXDOMAIN* and *NOERROR* response codes as intentional blocking of the iCloud Private Relay domain names. In one occurrence we observe a DNS hijack hinting at the use of nextdns.io, a DNS resolver claiming to protect from different Internet threats. The instances returning *REFUSED* might also be caused by erroneous DNS setups but in our case we verified the functioning of the resolver using a second unrelated domain. Therefore, we find a total of 645 (5.5 %) probes without access to the service due to DNS blocking.

4.2 Egress Nodes

The egress node is the second hop of the iCloud Private Relay infrastructure. Depending on the option the users selected, the node either maintains the user’s region by leveraging geohash information, or only preserves the country and time zone. Apple provides a list of the egress nodes [13] that currently (2022-05-11) contains 238 k subnets, each mapped to a represented country code (CC), region and city. For 1.6 % of the subnets, the city is missing. We assume those subnets are used if a user does not want to maintain the region and therefore leave it blank for our analysis. Compared to Jan. 2022, the number of subnets grew by 15 % with little churn.

AS Distribution: As depicted in Table 3 the subnets are all in the ASes of Akamai, Cloudflare, and Fastly, with Akamai being represented by two different ASes namely Akamai_{PR} (AS36183) and AS20940. We refer to the latter as Akamai_{Est}. Interestingly, Akamai_{PR} also hosts ingress nodes as shown in Section 4.1 thus combining both layers of the iCloud Private Relay within the same AS. While Cloudflare is offering the most IPv4 subnets, Akamai offers more possible IP addresses. Regarding IPv6, Akamai is offering the most subnets. All listed IPv6 subnets by Apple have a 64 bit subnet mask, hence no number of addresses is explicitly given. For the 9890 subnets of Akamai_{PR} we see 301 different routed BGP prefixes, whereas all 1602 subnets by Akamai_{Est} are routed over the same BGP prefix. This analysis shows, that the published location information does not necessarily represent the egress nodes actual location, but is used to represent

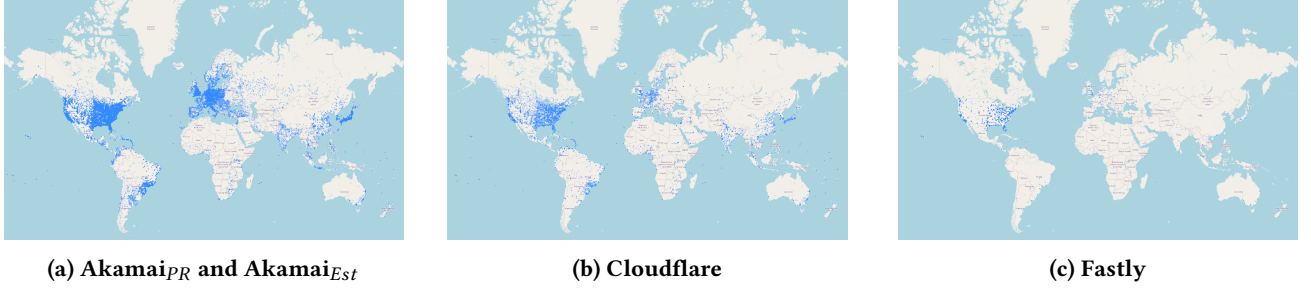


Figure 2: Geo-location of egress subnets per providing AS




Figure 3: Egress changes over the course of a scan day.

client’s assumed location. Multiple egress subnets representing different locations are part of the same BGP prefix and thus routed to the same location. We check the mapping of those subnets to their location based on MaxMind Geolite and find that they adapted this mapping for a majority of subnets.

Geo Distribution: Figure 2 shows the distribution of egress subnets over the globe. Cloudflare is providing egress relays in 248 and both Akamai and Fastly in 236 CCs. There are only 11 CCs that are uniquely covered by one AS and in all cases this AS is Cloudflare. Akamai_{PR} covers all CCs that Akamai_{Est} covers plus 212 more. The analysis of cities covered by subnets (see Appendix B) shows an even distribution across operators (800 to 1000) for IPv4. However, Akamai and Cloudflare provide a manifold (14 k and 5 k respectively) of cities with IPv6 subnets, while Fastly does not. Note that the US are covered by more than 58 % of all subnets and the second largest CC is DE with only 3.6 %. Therefore, iCloud Private Relay has a massive bias towards the US in its current deployment while a set of 123 countries are only covered by less than 50 subnets each.

4.3 Scans Through the Relay

In this section we take a look at the scans through the iCloud Private Relay. We perform the two requests (using curl and Safari) every five minutes over the course of a day on multiple days in May 2022. We take a look at: (i) the chosen egress operator and (ii) the egress address rotation behavior.

Cloudflare and Akamai_{PR} are the only ASes visible as egress operators. Fastly’s absence is explained by its sparse presence at our measurement location. Figure 3 shows changes between egress operators relative to the scan start. The open DNS resolution scan has a handful of seemingly regular operator changes in the middle of its scan but no pattern over the full scan time is visible. Similarly, the *fixed* scan does not indicate regular operator changes.

Compared to operators, egress addresses change more regularly, on average after every second request. We adapt our scan to reduce the time between each request round to 30 seconds to get a more fine-grained resolution. During the observation period of 48 hours we find six different egress addresses from four egress subnets. In more than 66 % of the request attempts the address changes compared to the previous one. Due to the relative low number of six different addresses it seems plausible that the egress relay selects the address per connection attempt. We can also support this claim based on occurrence of different egress addresses for the parallel curl and Safari request. To summarize these findings, we can verify the whitepaper’s [14] claim about address rotation and it seems suitable to protect the user’s IP address from multiple operators in parallel.

Finally, we did not observe egress behavior or address differences when forcing a specific ingress relay address.

5 RELATED WORK

iCloud Private Relay has similar goals and architecture as anonymization tools do (e.g., Tor) and it encounters the same problems. Different research groups [9, 18, 21] showed how Tor services could be located and passively observed in order to perform traffic analysis. Others [8, 16, 19, 20] analyzed to which degree ASes possess the ability to de-anonymize Tor traffic based on correlation of traffic entering and leaving the Tor layers. Given the small number of involved operators of the relay network and Akamai_{PR} containing ingress and egress relays, similar correlations are drastically easier. We discuss this in more detail in Section 6.

MASQUE is used by private relay to proxy the users traffic. K hlewind et al. [17] evaluated performance metrics of MASQUE proxies and found, among other things, an increased RTT when congestion occurs on the target host.

6 DISCUSSION AND CONCLUSION

Shortly after the announcement of iCloud Private Relay, the system gained significant attention, especially from network operators debating its architecture and potential impact. This section discusses our results and how research and network operators can use them to prepare for more significant system adoption. Moreover, we present findings obtained as part of our system analysis, which give a new viewpoint on the promised privacy claims. In the following, we assume a wide adoption of iCloud Private Relay in the future.

Passive Measurements and iCloud Private Relay: Network engineers and researchers use passive network measurements to *e.g.*, analyze service usage, traffic categories, and user behavior [10, 11, 28]. Clients moving seemingly randomly from one egress address to a different one were not yet part of the requirements. Furthermore, the service potentially multiplexes a variety of traffic and service types in the future. Especially the egress address rotation and the fact that a client can have multiple parallel connections with differing egress addresses poses a challenge for passive analyses. These properties differ significantly from the behavior of similar technologies. Therefore, iCloud Private Relay potentially introduces a new client request pattern that might be classified as anomalous by intrusion detection systems (IDSs). To mitigate the issue, we suggest consulting the published egress list to identify matching addresses.

Research evaluating user behavior using network monitoring in access networks and ISPs needs to take the client-side properties of the service into account. The analysis on ISP network data as done by Trevisan et al. [28] and Feldmann et al. [10] would not be able to differentiate the service types for relay traffic. Ingress relays will appear as a highly active destination, but attribution of traffic to the user’s visited service is not possible. Moreover, ISPs need to evaluate their paths towards the ingress addresses as an increased load on these should be expected. These newly appearing traffic patterns can be attributed with our ingress address dataset.

AS36183 and its Implications: Due to the two layers and separation between operators into distinct entities, Apple claims that tracking of users is not possible. The corresponding stated goal is: “No one entity can see both who a user is (IP address) and what they are accessing (origin server)”[24]. According to Apple’s claims, the distribution of the service’s duties prevents such a correlation. We use our previous findings to evaluate this claim on a network level.

If an operator can see both the connection by the client to the ingress and the traffic from the egress relay to the target, it can infer the actual communication partners. The MASQUE draft [23] explicitly lists traffic analysis as an issue that the protocol cannot overcome. If an observing entity is the egress relay operator, it can use the timing of the requests to extract metadata information and also make use of the relay’s provided geohash. The service derives the geohash from the IP address geolocation, and when the entity observes the client’s IP address on the ingress, it can derive its approximate geohashes.

Akamai_{PR} locates the largest number of ingress as well as egress relays. Therefore, it was no surprise that we find occurrences of the AS being the ingress as well as the egress in our relay scan (see Section 4.3). We validated these findings through traceroute measurements and found the same last hop address for ingress and egress addresses. In contrast to the MASQUE draft, iCloud Private Relay does not only define the protocol but has also designed its architecture and deployment strategy. Apple could ensure that ingress and egress addresses are not part of the same AS and entity to prevent such an issue in the future. Nevertheless, currently the AS contributing the largest share of ingress and egress relays is also the source of this traffic analysis issue.

Akamai_{PR} as the culprit of this problem has only one publicly visible peering link to Akamai_{Est}, providing egress relay nodes. In total the 478 IPv4 and 1335 IPv6 BGP prefixes are visible. We find at least one ingress relay in 201 and one egress relay in 1472 prefixes (IPv4+IPv6). Given that ingress and egress relays at least do not share the same BGP prefix, 92.2 % (1673) of announced prefixes are used for iCloud Private Relay.

We examined the BGP visibility of the AS monthly from 2016 to 2022. Its first occurrence was detected in June 2021, coinciding with the launch of iCloud Private Relay. This information strongly hints that Akamai_{PR} is specifically used for iCloud Private Relay. For this purpose, we have sent an inquiry to Akamai, which, however, could not be answered due to proprietary information. Nevertheless, it seems to be an odd decision to design the system with the claimed privacy goals, but these mentioned issues as Apple is directly involved in writing the MASQUE draft.

Conclusion: In this work, we provide an overview of iCloud Private Relay and highlight its effect on future research and network operators. We collect an ingress address data set that can be used to identify client connections to the iCloud Private Relay. Our scans uncover the Akamai private relay AS that locates ingress and egress relays and potentially allows traffic correlation.

During this study, we found some research topics we consider important in the future: (i) Where and how is traffic routed to and from the relay nodes? Does the system

have bottlenecks which can lead to congestion for its users?
 (ii) How does the system evolve, and where is it available?
 Some countries disallow its usage due to the censorship evasion possibility. (iii) How does the service impact the user's QoE? Apple claims the impact is low, and caching would also lead to faster page load times.

REFERENCES

- [1] 2020. *Multiplexed Application Substrate over QUIC Encryption*. Retrieved May 11, 2022 from <https://datatracker.ietf.org/doc/charter-ietf-masque/>
- [2] 2022. *Quad9*. Retrieved 2022-05-14 from <https://www.quad9.net/>
- [3] APNIC. 2022. *Visible ASNs: Customer Populations*. Retrieved 2022-05-14 from <https://stats.labs.apnic.net/aspop>
- [4] Michael Bailey, David Dittrich, Erin Kenneally, and Doug Maughan. 2012. The Menlo Report. *IEEE Security Privacy* (2012).
- [5] Cisco. 2022. *OpenDNS*. Retrieved 2022-05-14 from <https://www.opendns.com/>
- [6] Cloudflare. 2022. *1.1.1.1*. Retrieved 2022-05-14 from <https://developers.cloudflare.com/1.1.1.1/>
- [7] Carlo Contavalli, Wilmer van der Gaast, David C Lawrence, and Warren "Ace" Kumari. [n. d.]. Client Subnet in DNS Queries. RFC 7871. <https://www.rfc-editor.org/info/rfc7871>
- [8] Matthew Edman and Paul Syverson. 2009. As-Awareness in Tor Path Selection. In *Proc. ACM SIGSAC Conference on Computer and Communications Security (CCS)* (Chicago, Illinois, USA).
- [9] Nick Feamster and Roger Dingledine. 2004. Location Diversity in Anonymity Networks. In *Proceedings of the 2004 ACM Workshop on Privacy in the Electronic Society* (Washington DC, USA).
- [10] Anja Feldmann, Oliver Gasser, Franziska Lichtblau, Enric Pujol, Ingmar Poese, Christoph Dietzel, Daniel Wagner, Matthias Wichtlhuber, Juan Tapiador, Narseo Vallina-Rodriguez, Oliver Hohlfeld, and Georgios Smaragdakis. 2020. The Lockdown Effect: Implications of the COVID-19 Pandemic on Internet Traffic. In *Proc. ACM Int. Measurement Conference (IMC)* (Virtual Event, USA).
- [11] Romain Fontugne, Patrice Abry, Kensuke Fukuda, Darryl Veitch, Kenjiro Cho, Pierre Borgnat, and Herwig Wendt. 2017. Scaling in Internet Traffic: A 14 Year and 3 Day Longitudinal Study, With Multiscale Analyses and Random Projections. *IEEE/ACM Transactions on Networking* (2017).
- [12] Google. 2022. *Public DNS*. Retrieved 2022-05-14 from <https://developers.google.com/speed/public-dns/>
- [13] Apple Inc. 2021. . Retrieved 2022-05-16 from <https://mask-api.icloud.com/egress-ip-ranges.csv>
- [14] Apple Inc. 2021. *iCloud Private Relay Overview*. (2021). https://www.apple.com/privacy/docs/iCloud_Private_Relay_Overview_Dec2021.PDF
- [15] Aaron Johnson, Chris Wacek, Rob Jansen, Micah Sherr, and Paul Syverson. 2013. Users Get Routed: Traffic Correlation on Tor by Realistic Adversaries. In *Proc. ACM SIGSAC Conference on Computer and Communications Security (CCS)* (Berlin, Germany).
- [16] Aaron Johnson, Chris Wacek, Rob Jansen, Micah Sherr, and Paul Syverson. 2013. Users Get Routed: Traffic Correlation on Tor by Realistic Adversaries. In *Proc. ACM SIGSAC Conference on Computer and Communications Security (CCS)* (Berlin, Germany).
- [17] Mirja Kühlewind, Matias Carlander-Reuterfelt, Marcus Ihlar, and Magnus Westerlund. 2021. Evaluation of QUIC-Based MASQUE Proxying. In *Proceedings of the 2021 Workshop on Evolution, Performance and Interoperability of QUIC* (Virtual Event, Germany).
- [18] Steven J. Murdoch and George Danezis. 2005. Low-Cost Traffic Analysis of Tor. In *Proc. IEEE Symposium on Security and Privacy (S&P)*
- [19] Milad Nasr, Alireza Bahramali, and Amir Houmansadr. 2018. DeepCorr: Strong Flow Correlation Attacks on Tor Using Deep Learning. In *Proc. ACM SIGSAC Conference on Computer and Communications Security (CCS)* (Toronto, Canada).
- [20] Rishab Nithyanand, Oleksii Starov, Adva Zair, Phillipa Gill, and Michael Schapira. 2016. Measuring and Mitigating AS-level Adversaries Against Tor. In *Proc. Network and Distributed System Security Symposium (NDSS)*. San Diego, CA.
- [21] Lasse Overlier and Paul Syverson. 2006. Locating Hidden Servers. In *Proc. IEEE Symposium on Security and Privacy (S&P)*.
- [22] Craig Partridge and Mark Allman. 2016. Ethical Considerations in Network Measurement Papers. *Commun. ACM* (2016).
- [23] Tommy Pauly and David Schinazi. 2022. *QUIC-Aware Proxying Using HTTP*. Internet-Draft draft-pauly-masque-quic-proxy-03. Internet Engineering Task Force. <https://datatracker.ietf.org/doc/html/draft-pauly-masque-quic-proxy-03> Work in Progress.
- [24] Pauly, Tommy. 2008. *iCloud Private Relay*. Retrieved May 11, 2022 from <https://datatracker.ietf.org/meeting/111/materials/slides-111-pearg-private-relay-00>
- [25] Statista. 2022. *Mobile operating systems' market share worldwide from January 2012 to January 2022*. Retrieved 2022-05-14 from <https://www.statista.com/statistics/272698/global-market-share-held-by-mobile-operating-systems-since-2009/>
- [26] Florian Streibelt, Jan Böttger, Nikolaos Chatzis, Georgios Smaragdakis, and Anja Feldmann. 2013. Exploring EDNS-Client-Subnet Adopters in Your Free Time. In *Proc. ACM Int. Measurement Conference (IMC)* (Barcelona, Spain).
- [27] Yixin Sun, Anne Edmundson, Laurent Vanbever, Oscar Li, Jennifer Rexford, Mung Chiang, and Prateek Mittal. 2015. RAPTOR: Routing Attacks on Privacy in Tor. In *24th USENIX Security Symposium (USENIX Security 15)*. USENIX Association, Washington, D.C.
- [28] Martino Trevisan, Danilo Giordano, Idilio Drago, Maurizio Matteo Munafò, and Marco Mellia. 2020. Five Years at the Edge: Watching Internet From the ISP Network. *IEEE/ACM Transactions on Networking* (2020).
- [29] Woods, Ben and Titcomb, James. 2022. *Apple under fire over iPhone encryption tech*. Retrieved May 11, 2022 from <https://www.telegraph.co.uk/business/2022/01/09/apple-fire-iphone-encryption-tech/>
- [30] Johannes Zirngibl, Philippe Buschmann, Patrick Sattler, Benedikt Jaeger, Juliane Aulbach, and Georg Carle. 2021. It's over 9000: Analyzing early QUIC Deployments with the Standardization on the Horizon. In *Proc. ACM Int. Measurement Conference (IMC)* (Virtual Event, USA).

A ETHICS

Before conducting active measurements we follow an internal multiparty approval process, which incorporates proposals by Bailey et al. and Partridge and Allman. We asses if our measurements induce harm on scanned infrastructure or other actors and minimize the risk of doing so. In this paper we performed active Internet scans towards a limited target set. We apply a strict query rate limit for all of our scans. Our scanning IP range has an according WHOIS entry, reverse DNS entries and the scanning hosts operate an informational webpage. We comply with opt-out requests and operate a blacklist for all our scans. All our active scans target either services or our own infrastructure. This works measurements did not trigger any abuse notification.

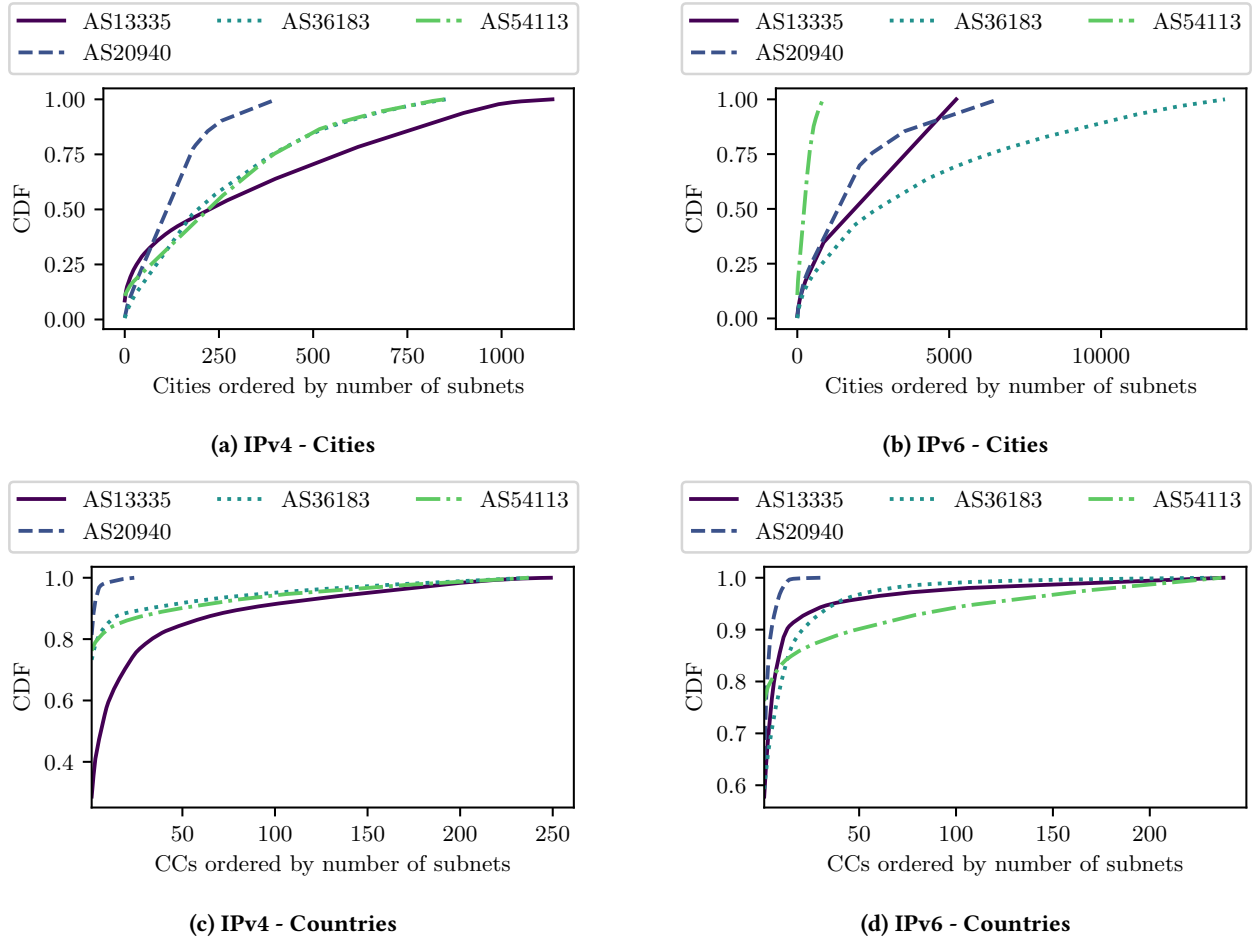


Figure 4: Distribution of subnet locations across countries and cities per egress operator AS.

1

We apply additional measures to reduce the number of ECS queries. To lower the load on the authoritative name servers, we sparsely scan the address space not seen as routable by our local BGP router. This address space is not valuable as it does not contain possible users for the service. We also respect the ECS information sent by the name server, *i.e.*, the validity of the answer for a prefix of any size. If the prefix is large than /24, we do not perform any other ECS query within that prefix. These measures help to reduce the number of redundant queries needed and therefore are beneficial for the scanned infrastructure.

B LOCATIONS COVERED BY EGRESS OPERATORS

The important findings regarding egress node locations are collected in Section 4.2. The following presents numbers

(Table 4) and visualizes these results in more detail, cities (Figures 4a and 4b), covering CCs (Figures 4c and 4d), and a visualization of egress node locations separated into IP versions (Figure 5). The US are the top CC which subnets got assigned to and a focus towards North America and Europe is currently visible.

Table 4: Number of CCs by IPv4 subnets, IPv6 subnets and both combined.

	Covered Cities	Covered Cities IPv4	Covered Cities IPv6
Akamai _{PR} ¹	14 088	853	14 085
Akamai _{Est} ²	7507	455	7507
Cloudflare ³	5228	1134	5228
Fastly ⁴	848	848	848

¹ AS36183; ² AS20940; ³ AS13335; ⁴ AS54113

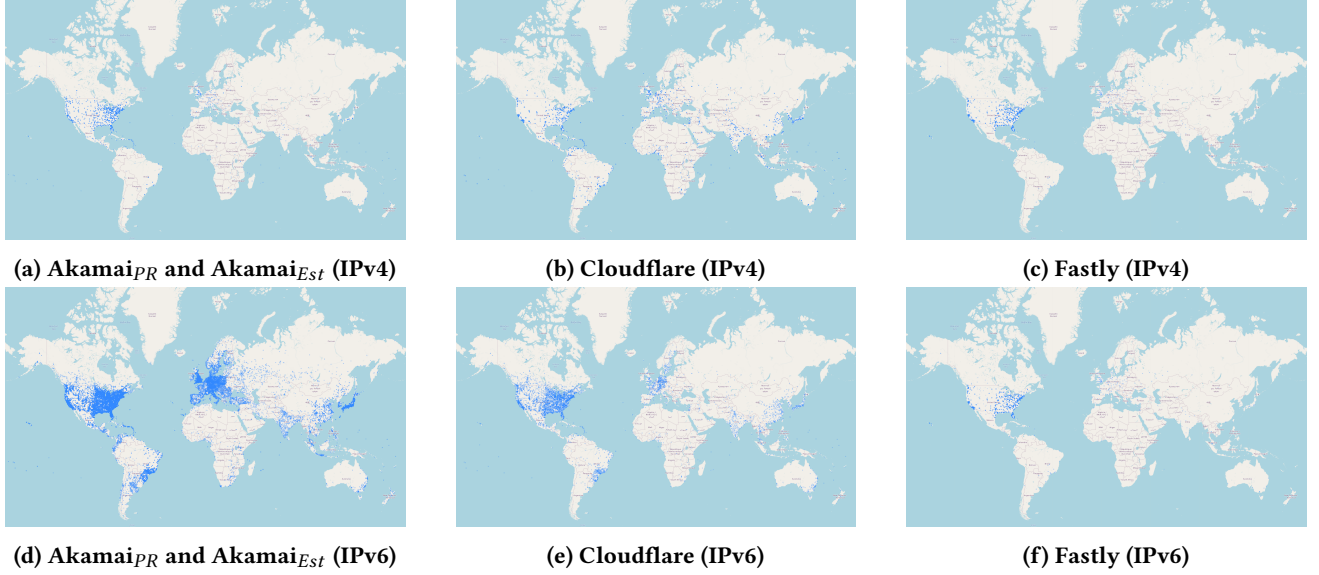


Figure 5: Geo-location of egress subnets per providing AS as published by Apple [13].

C ADDITIONAL OBSERVATIONS

Apple introduced Oblivious DNS over HTTPS (ODOH) to describe DNS in iCloud Private Relay. DNS queries are sent encrypted through the first relay, similar to the HTTP requests but are then routed directly to the DNS over HTTPS (DoH) server. The client can learn its egress IP address and include it in the DNS queries ECS information to receive an optimized response for the egress layer.

Given an active relay connection, the system ignores the local DNS resolver and uses its oblivious DoH server, *i.e.*, a DoH server connection through the relay system. Currently,

we identify Cloudflare’s public resolver [6] as the one being used.

During our manual iCloud Private Relay testing we observed that the service accepts the provided DNS records and connects to the corresponding ingress relay. Nevertheless, after a short period of time we see that an additional QUIC connections is initiated. In our observation, its target address is in the prefix (or AS in the dual stack case) of the configured ingress. We assume these being backup or management connections to control the service on the client outside the actual service connection.