

Towards trustworthy Energy Disaggregation: A review of challenges, methods and perspectives for Non-Intrusive Load Monitoring

MARIA KASELIMI¹, EFTYCHIOS PROTOPAPADAKIS¹, ATHANASIOS VOULODIMOS²
(Member, IEEE), NIKOLAOS DOULAMIS¹ (Member, IEEE), and ANASTASIOS DOULAMIS¹
(Member, IEEE)

¹School of Rural and Surveying Engineering, National Technical University of Athens, Athens 15773, Greece.

²School of Electrical and Computer Engineering, National Technical University of Athens, Athens 15773, Greece.

Corresponding author: Maria Kaselimi (e-mail: mkaselimi@mail.ntua.gr).

This paper is supported by the H2020 European Union Project GECKO “building GrEener and more sustainable soCieties by filling the Knowledge gap in social science and engineering to enable responsible artificial intelligence co-creatiOn” funded under the H2020-MSCA-ITN-2020 under grand agreement No. 955422.

ABSTRACT Non-intrusive load monitoring (NILM) is the task of disaggregating the total power consumption into its individual sub-components. Over the years, signal processing and machine learning algorithms have been combined to achieve this. A lot of publications and extensive research works are performed on energy disaggregation or NILM for the state-of-the-art methods to reach on the desirable performance. The initial interest of the scientific community to formulate and describe mathematically the NILM problem using machine learning tools has now shifted into a more practical NILM. Nowadays, we are in the mature NILM period where there is an attempt for NILM to be applied in real-life application scenarios. Thus, complexity of the algorithms, transferability, reliability, practicality and in general trustworthiness are the main issues of interest. This review narrows the gap between the early immature NILM era and the mature one. In particular, the paper provides a comprehensive literature review of the NILM methods for residential appliances only. The paper analyzes, summarizes and presents the outcomes of a large number of recently published scholarly articles. Also, the paper discusses the highlights of these methods and introduces the research dilemmas that should be taken into consideration by researchers to apply NILM methods. Finally, we show the need for transferring the traditional disaggregation models into a practical and trustworthy framework.

INDEX TERMS Non-Intrusive Load Monitoring, NILM, energy disaggregation, machine learning, deep learning, signal processing, review

I. INTRODUCTION

ENVIRONMENTAL policies, responses or solutions to climate change at global scale is prerequisite to raise awareness of individuals or social groups on protecting our world and retaining its sustainability [1]. There are various ways that householders could contribute towards a sustainable living. One of them is by *reducing their energy consumption*. To this end, such a reduction requires a change of the energy-related humans’ behavior in their household. To shape this behavioral change, *consumers need to become aware of the energy they consume*. However, end-consumers often lack knowledge about potential energy

savings, existing policy measures and relevant technologies. Most household consumers are only aware of general information related to their consumption through monthly electricity bills. Nonetheless, the effectiveness of feedback on energy consumption is crucial and is usually translated into good practices and tailored advice for energy saving.

Non-Intrusive Load Monitoring (NILM) uses the aggregate power signal of a household as input to estimate the extent to which each appliance contributes to the aggregate energy consumption signal [2]. Using NILM techniques, one can provide itemized energy bills and personalized energy savings recommendations. Thus, NILM is an efficient and

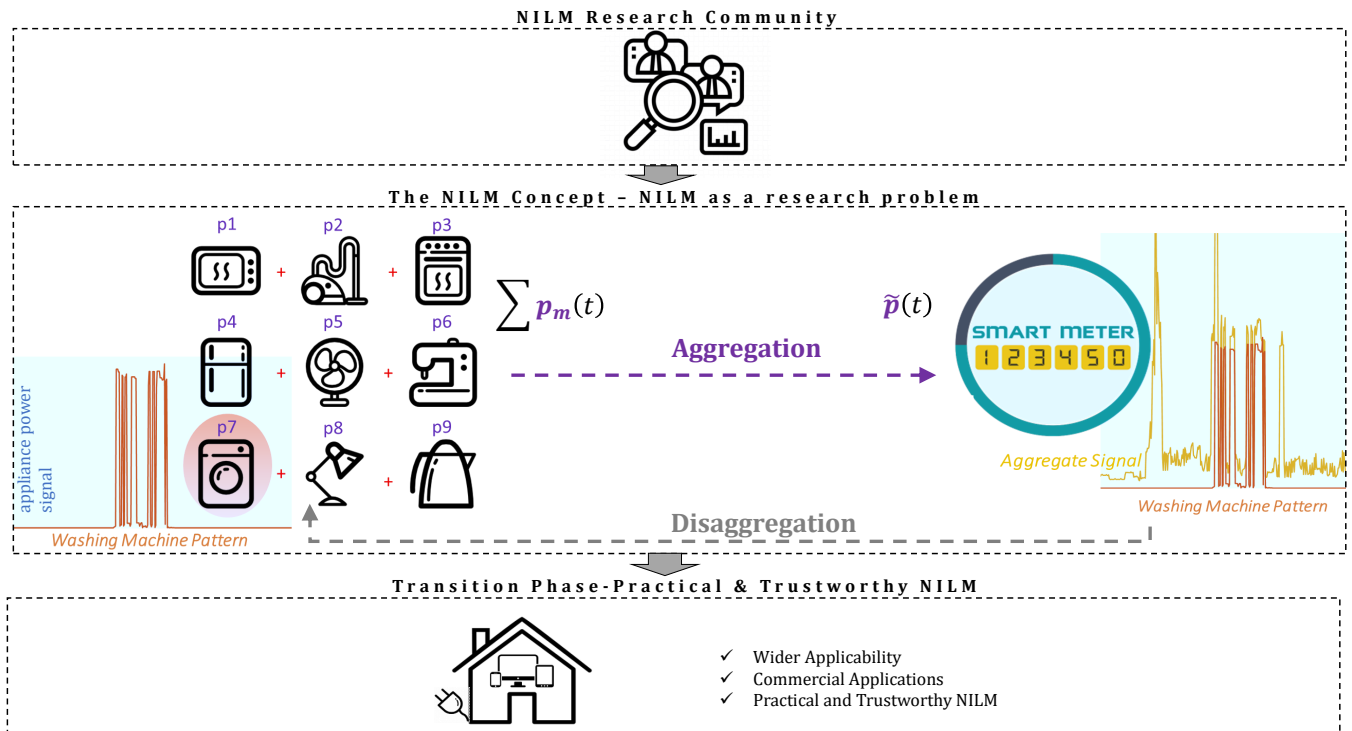


FIGURE 1. The energy disaggregation concept. Until recently, the most crucial issue was to create NILM algorithms with good performance. NILM belongs on the category of inverse problems and formulating this mathematical problem and adapt it using machine learning models was quite challenging (early immature NILM era). Nowadays, given that the state-of-the-art algorithms achieve good performance, we run across the transition phase where the research interest is concentrated on practical and trustworthy NILM algorithms.

cost effective framework for *energy consumption awareness*. Power disaggregation is applied to enhance awareness on the energy consumption behavior of consumers in the household and therefore guide them towards a prudent and rational utilization of energy resources [3].

NILM techniques combined with Home Energy Management Systems (HEMS) and Ambient Assisted Living (AAL) technologies, assist on decisions for efficient energy management [4]. For the successful cooperation of these technologies [5], [6], scalable NILM methods are necessary, since they address issues arising from different user behaviors with respect to appliance usage [7]. However, there are concerns about privacy and security of the consumers' sensitive data (see Section II-B). In literature, there is an early attempt to deliver privacy-preserving and personalized NILM using federated learning technologies [8]. However, additional research work in the field should be conducted. Additionally, NILM is also used for demand side response scenarios. Demand response provides the possibility of shifting demand away from the peak and thus decreasing the corresponding cost of energy [9], [10]. In this context, energy disaggregation permits power supplier companies to identify a device with a high consumption rate at a peak hour in a household and sends a message to the corresponding users asking them to postpone their usage to smooth out the current peak in the demand. In this context, one can consider the works of [11] and [12].

Another usage of the disaggregated electrical consumption is to identify malfunctioning appliances. As an instance, NILM approach is applied to detect the frosting cycle of a fridge with a damaged seal, which is more frequent than the normal one [3]. For instance, the possibility of utilizing NILM for anomalous behavior detection has been addressed in [13], where the adoption of denoising autoencoders is considered in [14]. The application of NILM in home appliance malfunctions detection is essential to detect problems in appliances' operation which can be very useful for improving the concept of self-monitoring appliances since the latter can identify potential problems in their operation and send related messages or take actions [9].

Finally, NILM solutions can be properly combined with eXplainable AI (XAI) techniques to be beneficial for the user to realise demand-response scenarios. XAI provides interpretable AI models which are capable of explaining their outcomes and provide trust on their performance [15]. Thus, we need to point out trustworthy aspects of NILM solutions and increase the acceptance of these tools by the society, revealing potential perspectives and limitations. Here, explainable AI techniques combined with visual analytics could be beneficial for the user to realise demand-response scenarios.

The scope of this work is summarized as follows:

- provides a short literature review on the existing NILM methods for residential appliances, and highlights the

trustworthiness aspects of the current state-of-the-art methods.

- collects the research dilemmas that are appeared in literature for solving the NILM problem, and discusses the advantages and disadvantages between the different approaches.
- highlights the existing challenges in NILM and discusses the barriers and limitations towards a reliable, practical and trustworthy NILM framework.
- discusses the future perspectives on NILM models under a trustworthy framework.

The remaining survey is structured as follows: In Section II, we define the topic of this literature review and describe the NILM problem, identifying the relevant gaps and challenges in the current knowledge. Section III synthesises the information in literature about NILM into a summary, organised from a chronological point of view. The brief literature review identifies the important works in energy disaggregation area, starting from the early NILM era, until nowadays, when NILM researchers approached advanced NILM issues and challenges using state-of-the-art signal processing and machine learning algorithms. The remaining sections are organized to follow the general pipeline of NILM in the literature, that is: a) signal pre-processing techniques and feature extraction and selection, b) the machine learning part of the algorithm, c) load disaggregation and evaluation of the results. In particular, Section IV is an in-depth analysis of the common signal pre-processing and feature extraction techniques available in literature for NILM. Section V identifies the opposing views in machine learning techniques applied for NILM and identifies the trends emerging from the analysis and authors understanding in NILM. Section VI constitutes an important dimension in this literature review. This section is a discussion about the trustworthiness of the NILM algorithms. Trustworthy AI has attracted immense attention recently, allowing humans to realize the full potential of AI, so that humans can fully trust and live in harmony with AI technologies. In this literature review, we discuss the key papers towards trusted NILM solutions and we identify the future perspectives in NILM in order to build upon trustworthiness. Section VII is a summary of the existing datasets, evaluation metrics and open NILM tools. Finally, Section VIII is a discussion and a final conclusion about NILM techniques, towards efficient and trustworthy NILM algorithms during the whole NILM implementation pipeline.

II. BACKGROUND ON NILM

A. NILM PROBLEM FORMULATION

Disaggregation of households' power consumption allows grid operators to improve their predictions in energy demand and is an important part of providing a stable supply of power to all customers on a power grid [16]. The consumption profile of appliances is identified through disaggregation and then, the obtained appliance-level load profiles along with meteorological information are employed to predict the future usage, as in [17] and [16].

Thus, energy disaggregation is of great importance for energy conservation and planning. Given the power consumption per appliance the forward problem is to predict the total power consumption in a household (see Fig. 1). Energy disaggregation is described as an inverse ill-posed problem which aims to estimate unknown individualized components from aggregate measurements. We assume the aggregate signal $p(t)$ at a discrete time index t to be equal to the summation of the individual appliances' power consumption $p_m(t)$ plus an additive noise $\epsilon(t)$. Thus:

$$p(t) = \sum_{m=1}^M p_m(t) + \epsilon(t) \quad (1)$$

In Eq. (1) variable m refers to the m -th out of M available appliances. Under a NILM framework, the individual appliance power consumption $p_m(t)$ is not a priori available, assuming the absence of installed smart plugs. Instead, only $p(t)$ is given. The inverse ill-posed problem, called NILM (see Fig. 1), is to calculate the best estimates $\hat{p}_m(t)$ of the actual values of the appliance power consumption $p_m(t)$, given the aggregate power value $p(t)$.

B. CHALLENGES ON NILM

Various approaches have been proposed to solve the NILM problem, as presented in Section III. Some of the most successful ones exploit deep learning neural network structures for modelling an energy disaggregation problem (e.g., [18]). Nevertheless, non-intrusive load monitoring is a challenging task. We hereby provide an indicative list of the NILM challenges based on our current understanding of the field. Some of them are well-studied, whereas others are immature and there is an ongoing research in these topics.

“Challenge 1: To create reliable algorithms with good generalization ability”

Most state-of-the-art techniques have not been applied successfully in unseen houses (transferability), across different households and datasets [19]. Therefore, it is difficult to create reliable algorithms with a good generalization ability. Large scale trials is a necessary step towards this direction. Another aspect of NILM problem is to create robust models and deal with noisy datasets and appliances with abnormal behavior. Noisy aggregate energy consumption measurements significantly deteriorate the performance of NILM methods. In addition, a common problem in NILM is that the targeted appliances have unsteady signatures or present abnormal behavior. On top of these barriers, inadequate datasets deteriorate overall models' performance [20].

“Challenge 2: To develop hybrid NILM models incorporating user's feedback and techniques that support continuous learning”

Consumers' habits and seasonality significantly affects the energy usage patterns and introduces an additional challenge in load monitoring. Various factors, including environmental, socioeconomic factors, etc., affect the operation of various domestic appliances. Users' feedback in NILM algorithms

is crucial in order to improve the models' accuracy. Modern NILM methods should be dynamically updated and improved based on user's recommendations.

“Challenge 3: To provide explainable NILM models with reasoning behind the model estimations”

Even though the recently proposed models in literature provide competitive accuracy, the inner workings of these models is less clear. Understanding and trusting the outputs of the networks help in improving the designs, highlights the relevant features and aspects of the data used for making the decision, provides a better insight of the model accuracy, and also inherently provides a level of trust in the value of the provided consumption feedback to the NILM end-user.

“Challenge 4: To achieve fairness in NILM”

The various socioeconomic, environmental, etc. factors that affect power load consumption, lead to multiple distinct data distributions (e.g., geographic groups, or social categories) that should be expressively modelled and represented under a NILM framework. Thus, the NILM AI framework learns to predict outcomes that are accurate with respect to the ground truth data of the target appliance used for validation, but also fair with respect to a set of pre-defined fairness metrics, leveraging sufficient and diverse training data. Except for fair data and models, fair performance evaluation, that enables proper benchmarks is another important aspect for practical NILM.

“Challenge 5: To provide privacy-preserving outcomes using secure NILM models”

To achieve the real-world applicability of NILM, we should previously address privacy concerns in NILM applications in order to provide personalized NILM services. The emerging NILM deep learning models require for massive amounts of real-life data to improve their performance. Thus, data security and user privacy has become an important issue.

III. A BRIEF NILM LITERATURE REVIEW

Hart [2] first introduced the NILM as a method capable of estimating the energy used by individual appliances, given only the total energy consumption. At first, NILM is modeled as a linear combination problem, where each time the algorithm estimates the percentage of the total power consumption that an active appliance consumes. The ability of collecting massive amounts of data related to household power consumption, among with the evolution of deep learning methods, made possible the NILM formulation as a non-linear problem. Thus, we have observed the pairs of the data $(p_m(t), p(t))$ where $p_m(t)$ and $p(t)$ denote respectively the power reading of an appliance and the mains at time t . Given that there are plenty of observations, it is possible to train learning models to represent the relationship between p_m and p [20]. Since then, a number of studies have extended the previously simple linear model into a non-linear one, applying various deep learning schemes.

A. THE EARLY NILM ERA [1995–2014]

Hart was the first to propose a method for disaggregating electrical loads through clustering of similar events based on appliances' characteristics [2]. This approach employed Combinatorial Optimization (CO), which at the time was the standard technique for disaggregation problems. This first approach had a major shortcoming: Combinatorial Optimization performed the power disaggregation on each instant independently of the others, without considering the load evolution through time. Most common approaches to solve the NILM problem are based on unsupervised event detection in the aggregate signal, whereas supervised classifiers are used to assign known appliances to detected events in order to estimate the power trace of individual appliances. Different classification tools have been widely used, including Support Vector Machines (SVM) [21], neural networks, Decision Trees (DT) [22], and hybrid classification methods [23], [24]. Contrary to the aforementioned classic methods, other methods such as Dynamic Time Warping (DTW) are used for comparing and grouping windows from daily profiles and identifying unique load signatures [25]. The main object of controversy in these approaches refers to the difficulty of classifying multi-state appliances [24], [26]. Multi-state appliances require a long range pattern to be trained for their detection [26]. Graph Signal Processing (GSP) [23] is a concept that effectively captures spatio-temporal correlation among data samples by embedding the structure of signals onto a graph. Zhao et al. [27] propose a low-resolution, event-based, unsupervised GSP approach. Recently, a Modified Cross-Entropy method for event classification has been suggested [28], which is based on CO and formulates NILM as a Cross-Entropy problem.

Hidden Markov Models (HMM) and various extensions of them are advocated in order to explore the possible combinations among the different appliances' state sequences [29], [14], [30], [31]. In this light, HMMs are state-based, so the studied appliances should have discrete states in their signatures [32]. As the number of appliances increases, the number of combinations of states sequences is increased exponentially, increasing respectively problem's complexity [32]. In addition to this, time complexity is also increased, leading to the reduction of model's classification performance [26]. Makonin et al. [33] have proposed a super-state HMM and a sparse Viterbi algorithm in order to reduce the complexity. Another limitation of HMM-based approaches is that they tend to fail in the presence of unknown appliances [32]. Rahimpour et al. [34] proposed a matrix factorization technique for linear decomposition of the aggregated signal using as bases of this learned model the appliances' signatures resulting in an efficient estimation of the energy consumption per appliance.

B. DEEP LEARNING BASED NILM [2015–2019]

NILM algorithms received renewed attention, mostly thanks to the increased number of datasets stemming from smart electric meters installed in domestic residences ([35], [36]),

and thanks to the increased number of these datasets, the proposed solutions to NILM shifted to a supervised learning process. With the rise of deep learning, a new family of methods have been introduced that exploit deep neural network structures to solve the ill-posed NILM problem. Deep learning techniques have been applied mostly to low frequency NILM approaches since 2015 [9].

A common approach is to treat the aggregated signal as a corrupted by noise signal of an appliance. Under this view, denoising autoencoders (DAE) are excellent techniques used to reconstruct a signal from its noisy version. This architecture has been initially proposed by Kelly and Knottenbelt [9], while others expand the idea proposing alternative DAE architectures, such as [14].

Exploiting the temporal character and dependencies of the power signal, another family of deep learning models, Recurrent Neural Networks (RNN), have proved efficient under the NILM framework. Here, NILM is treated as a supervised learning problem with times series. RNNs and their variants, such as Long Short-Term Memory Networks (LSTM) and Gated Recurrent Units (GRU) have been primarily used, as they are very popular and effective with 1D time series data. Relevant studies have been carried out in the past ([19], [9], [26]). In a previous work of ours, we have also proposed a Bayesian optimized bidirectional LSTM model for NILM [18], whereas in [37] a context-aware LSTM model adaptable to external environmental conditions is presented.

Although Convolutional Neural Networks (CNN) are traditionally developed for two-dimensional imagery data ([38]), one-dimensional CNN can be used to model the temporal character of sequential timeseries data. Few researches [39] have tried to enrich CNN structures providing a recurrent character, such as CNN-LSTM and Recurrent Convolutional Networks. In [40] a causal 1D convolutional neural network for NILM is proposed. Others introduce the concept of data sequences [9] to feed the classic structure with historical past values of power load. Others [41] propose a sequence to point CNN architecture, underscoring the importance of sliding windows to handle long-term timeseries. Alternatively, sequence to sequence architectures have also been proposed [42].

C. CURRENT ADVANCEMENTS IN NILM [2020–]

Recently, there are various advanced machine learning methods applied for NILM. These methods do not only provide competitive accuracy against the traditional NILM methods, but also propose possible solutions to solve the remaining challenges in NILM and is an attempt towards a trustworthy NILM in terms of accuracy, robustness, reliability, explainability and fairness. Some of the worth mentioned works are presented here.

Generative adversarial networks (GANs) recently have been applied for NILM. An early attempt for solving NILM using a GAN-based framework is adopted in [43]. Then, Kaselimi et al. [44] propose a generative adversarial network for sequence to sequence learning, whereas Pan et al. [45]

achieve sequence to sub-sequence learning with conditional GANs. Chen et al. [46] propose a context aware convolutional network for NILM that has been trained adversarially. Most of these studies exploit the robustness to noise that the adversarial training process achieves.

Transformer models were explored as alternative architecture for neural machine translation tasks within the past two years [47]. Recently, a transformer based architecture that utilizes self-attention for energy disaggregation has been adopted by [48], to handle power signal sequential data.

Given that, most of the existing deep learning models for NILM use a single-task learning approach in which a neural network is trained exclusively for each appliance. In contrast to a single-task learning approach, the work of [49] proposes UNet-NILM for multi-task appliances' state detection and power estimation, applying a multi-label learning strategy and multi-target quantile regression. The UNet-NILM is a one-dimensional CNN based on the U-Net architecture initially proposed for image segmentation.

Explainable AI (XAI) attempts to promote a more transparent and trust AI through the creation of methods that make the function and predictions of machine learning systems comprehensible to humans, without sacrificing performance levels [50]. Explainable NILM networks proposed by [51], try to understand the inner workings of the machine learning models used for NILM.

IV. SIGNAL ANALYSIS AND FEATURE EXTRACTION

It is experimentally proven that applying data re-sampling, data cleaning methods and dataset balancing, significantly improves energy disaggregation in terms of accuracy and generalisation abilities [52]. However, NILM techniques are relatively immature at this stage, and have not reached the point where best practices can be defined. Thus, this section summarizes the most common practises and methods available in literature and discusses the advantages and disadvantages of these methods based on authors understanding in the field.

A. OUTLINE OF THE EXISTING PRACTICES FOR NILM DATA PRE-PROCESSING

1) Balancing

A large amount of paradigms of an appliance in operation is necessary for the supervised learning algorithms to be able to detect the appliance in the total power signal with good accuracy. However, it is observed that for some of the appliances, the switch-on times (active time) are relatively small compared to switch-off times (idle time). For example, an espresso machine is open only for a few minutes every day, thus it is difficult to collect a large amount of representative paradigms where the appliance is on. In addition, the monitoring of load consumption in households reveals significant differences of individual habits and daily routines of occupants. These habits and individual routines affect the usage of household appliances and therefore, the number of events found in energy consumption data. The existing

datasets in NILM, are characterized as highly imbalanced. However, data balancing improves the models performance and alleviates overfitting at the same time. There have been observed two different kinds of imbalance in NILM datasets: (i) the imbalance that is caused by the difference in the active and idle time of appliances and (ii) the imbalanced appeared because some appliance types are represented by more measurements than others (e.g., espresso machine versus air condition). Here, we emphasize that the majority of the commonly used data sets have limited time duration, thus the available training samples are few, and usually, this has impact in the model's performance (see Section V-II).

There are various research works dealing with the first imbalance case caused by the difference in the active and idle time of appliances [53]. This can influence the performance achieved by a particular classifier trained using these data [53]. Balanced data are necessary in order to avoid the issue of bias due to lack of adequate number of appliance activations, which is a common problem in many NILM datasets. Every appliance should have a representative number of examples of its activation in the training learning process for supervised disaggregation algorithms. For the second imbalanced case, where some appliance types are represented by more measurements than others, this could be a problem in cases of "all-in-one" models. Different techniques for handling this imbalance and avoiding biasing the classifiers during training are investigated in [53].

2) Handling sample rates and missing data

High-frequency energy meters are essential in order to capture the transient events or the electrical noise generated by the electrical signals [54]. Thus, the more frequently energy consumption is measured, the more detailed is the captured information of energy consumption. However, increasing the sampling frequency will increase the data to be stored, processed, or transmitted which in turn increases the hardware cost exponentially [22], [55]. Therefore, most recent studies focus on low sampling frequency data, as the majority of commercial smart meters collect data usually at 0.1 Hz or up to 1 Hz to minimize the hardware cost of smart meters, their financial cost and to address the transmission and data-storage capacity limitations [55].

Most of the data sets come in a variety of sampling rates [52], thus, in order to propose a robust NILM model that incorporates information from different data sets, it is important to have a tool to successfully re-sample the data. Using re-sampling techniques, problems related with missing data were overcome and with a down-sampling the overall size of a data set was reduced, targeting to a more flexible data inputs [56]. Data re-sampling filters out erroneous readings and finds the gaps in data readings which are necessary practices in order to improve the models performance.

3) Optimal features extraction and selection

Feature selection is an essential step in machine learning in which a subset of relevant features or variables is identified

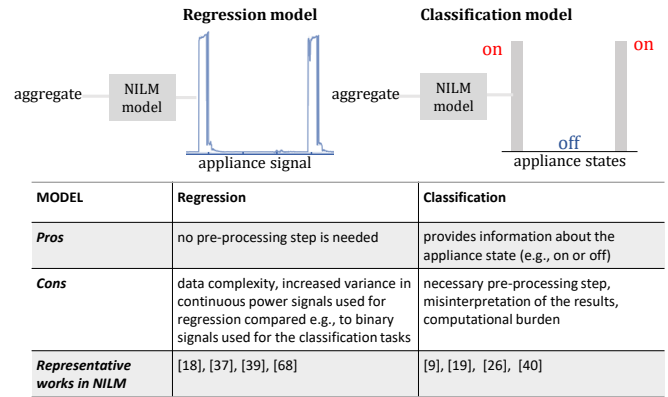


FIGURE 2. NILM as a regression or classification problem.

and selected to be used in the model construction. Usually, the various values and features are selected according to their statistical importance determined by various algorithms (such as the ReliefF algorithm [57]), resulting to a meaningful feature vector. There are various studies that experimentally approve that information which is offered by more (additional) features could improve the accuracy and reliability of the NILM algorithms [39], [40]. However in most of the open access datasets, this information is not always available. The different features that can be extracted from the acquired data are determined based on the sampling rate of power meters that is *low-frequency* or *high-frequency*.

Low-frequency measurements: Some of the commonly used low-frequency features for load identification are the active (P) -reactive (Q) power plane (P-Q plane) [58], macroscopic transients, active power [59] and current and voltage-based features [60], [40]. Here, we highlight that although there are few works dealing with additional features for low-frequency machine learning techniques, the majority of the approaches focus solely on active power measurements, which is a variable that exists in the majority of the open access data sets. Also, there are a few studies where a set of features based on active power values is extracted. These features could include -but not limited to- various statistical measures, such as minimum, maximum, mean and median values, percentiles, standard deviation, skewness, kurtosis, etc.

High-frequency measurements: As regards to the high-frequency steady state and transient features used in load identification [61], examples are spectral envelope, wavelets, shape features, raw wave-forms, Voltage-Current (V-I) trajectory, etc. High-frequency based NILM methods found in the bibliography are based either on spectrogram analysis [62], [54] or on current-voltage trajectories [63]. Rather than relying solely on time-domain analysis, in [64] a two-dimensional (2D) representation is used as description of the power signal. Also, in [62], high-frequency current data is converted to spectrograms by Short Time Fourier Transform (STFT) and set as the model input. Furthermore, in [65] a V-I trajectory enabled transfer learning method for NILM

is proposed. At first, the V-I trajectories are transformed to visual representation in a color space, and then, a pretrained convolutional neural network is fine-tuned to perform classification on the color images of V-I trajectories. A comprehensive review that highlights the dependence between the NILM features and the sampling rate used is provided by [4].

V. MACHINE LEARNING FOR NILM

The machine learning approaches in solving NILM problems should always keep the trade-off between the complexity of the model/architecture and the accuracy improvement. Here, we introduce a list of common dilemmas that the NILM researchers face. The solution to these dilemmas is not always obvious and is depended from the data acquisition, datasets availability and accessibility, the need for near real-time NILM capabilities, the system’s scalability as well as whether the system is able to recognise various different appliance and types of appliances [66].

A. RESEARCH DILEMMAS AND CONFLICTING VIEWS

1) Classification or Regression model

In the majority of NILM datasets, both the aggregated power load and the power consumption of each monitored device are included. On the contrary, the appliance switch on events are provided only in a few datasets [67]. Thus, a regression problem to predict the consumption of each device is naturally derived from the data [68]. However, most works in NILM address the classification problem of determining whether the appliance is in operation or not, rather than estimating its consumption at each time interval. The advantages and disadvantages of the two approaches in NILM are summarized in Fig 2.

A classification problem (usually also naming as event-based approaches in the literature [54]) requires a threshold or even more sophisticated event detection procedures to determine the appliance state given the continuous power load. An event detection in NILM aims to detect the times when state transition actions occur in the power consumption signal. The state transition actions normally include appliance turn-on, turn-off, speed adjustments, and function/mode changes. The event detection becomes more challenging when the appliances with the different level of energy demand are operating simultaneously, requiring high sampling data to create unique signatures and to differentiate one appliance from the others. Moreover, keeping track of on/off timestamp, duration of on/off, and calculation of average load consumption during specific active periods makes the algorithms more computationally burdened [69]. In classification techniques, an accurate event detection approach is prerequisite for precise load identification and valid power consumption estimation. Depending on how this pre-processing step is performed, the performance and interpretation of the final results may vary in a significant manner.

Defining NILM as a regression problem obviates the intermediate step of event detection (non-event based approaches)

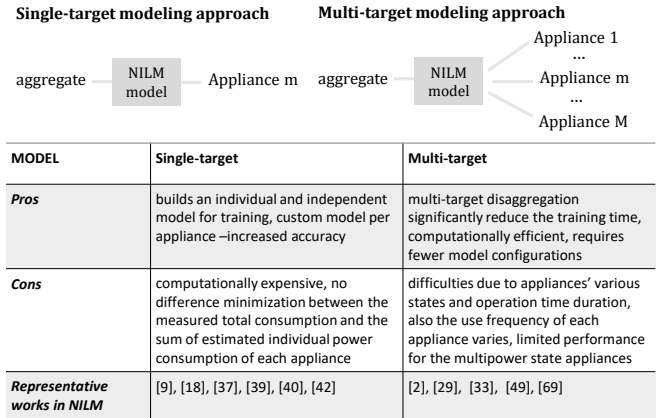


FIGURE 3. The single or multi target modeling approach dilemma in NILM.

and the per-appliance disaggregation value is obtained directly from the results of the regression output layer.

2) Multi-target or single-target model

A disaggregation model can be trained either as a single target [70], [37] or multi-target [71] regression problem, or as a single-label [72], [73] or multi-label [74], [75], [76] classification problem. Single- and multi-target NILM classification methods were explored in many works in the literature, to our best knowledge. Instead, multi-target regression models for disaggregation are not well-studied yet. It is worth mentioning, that in the work of [49], the authors propose a multi-target model based on U-Net architecture that simultaneously performs multi-task classification and regression.

The early works in NILM aim at multi-target classification models (see [2], [29], [33]). The main difficulty arising from the multi-target approach is that the pattern and behavior of each appliance differs so, it is difficult to create a unique model able to disaggregate the main power consumption of a household simultaneously for all the individual appliances (see Fig. 3). This is due to the fact that there are appliances with various states and operation time duration. Also, the use frequency of each appliance varies. Given that these appliances have different frequency of appearance, it is difficult to create the “universal” balanced dataset needed to fit each appliance’s needs. This explains why most of these models are usually formulated as sparse models [33], [77], [78], in order to handle the rare appliance activation events in time. Sparsity is a common problem in NILM, because the time duration that most of the appliances are in operation is relatively small compared to the time duration that the appliance is off.

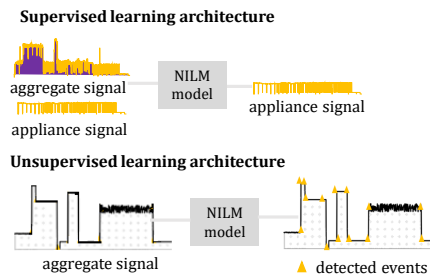
Later, with the release of large amounts of datasets, supervised machine learning models that represent the non-linear relationship between the aggregate signal and a single appliance each time (single-target model), became a trend method for solving NILM. Nowadays, most of the existing deep neural network models for NILM use a single-task learning approach in which a neural network is trained exclu-

sively for each appliance. On the one hand, this is an efficient approach since the analytical models for each appliance can be developed independently of each other and transferred to unseen houses. On the other hand, in order to perform a full disaggregation into a single house, a number of different models should be trained at first and then, be activated in order to detect how many appliances are in operation for a specific time. Also, these techniques need for a vast amount of data for training and houses equipped with smart plugs per appliance. The challenge here is to relax NILM algorithms, and propose models that require less amount of data leveraging, for example, the advantages of semi-supervised techniques. In addition, these methods can significantly under- or over- estimate the aggregate power consumption since they do not minimise the difference between the measured total consumption and the sum of estimated individual power consumption of each appliance. This happens because in a single-target approach, each model is trained independently from the other appliances [79]. Recently, the work of [49], suggests a multi-target U-Net network with promising performance against the traditional single-task learning, whereas in [80] a multi-target NILM algorithm is proposed using a random forest regressor.

3) Supervised or unsupervised learning

NILM systems are categorized into supervised and non-supervised approaches depending on whether or not they require a training process prior to the model deployment on a target household. Unsupervised NILM systems do not require training and, therefore, it is expected to have a wider applicability. The early works in NILM mostly targeted to unsupervised learning [58], as the labeled datasets were limited. These works where mostly use an event detector -clustering algorithm, and then, a transition matching stage follows, in which the on- and off-events belonging to the same appliance are grouped together so that the whole operation interval of each appliance can be inferred [58].

Later, with the release of large amounts of labeled datasets, supervised machine learning models became trend. Nowadays, there is a variety of labeled datasets, so supervised learning is a common way of solving NILM problem. Supervised machine learning methods work with very good performance on the house that they are trained on but are not always transferable to unseen houses [81] and different contextual conditions. On the contrary, unsupervised NILM models, usually have sub-optimal performance compared to supervised methods but they are robust to a wide range of datasets where no training information is available. This is the reason why, even if supervised deep learning methods achieve remarkable performance, the recent works propose semi-supervised [82], [83] or even unsupervised models [84], in an attempt to balance between the accuracy and robustness. While supervised NILM methods are expected to perform best on the house they were trained on, this is not necessarily the case with transfer learning on unseen houses; unsupervised NILM may be a better option. The advantages and



MODEL	Supervised	Unsupervised
<i>Pros</i>	good performance on the house that they are trained on	do not require label data, transfer learning on unseen houses
<i>Cons</i>	performance is reduced in the case of unseen houses and different contextual conditions	sub-optimal performance compared to supervised methods
<i>Representative works in NILM</i>	[9], [18], [32], [37], [40], 42]	[58], [84]

FIGURE 4. Supervised versus unsupervised NILM algorithms.

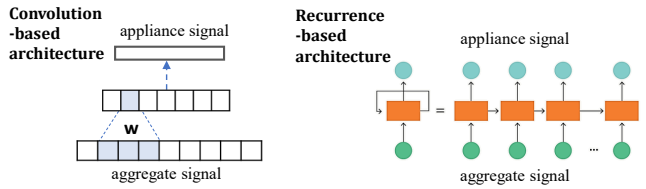
disadvantages between these two approaches are summarized in Fig. 4.

4) Convolutional or Recurrent layers

The recent increase in availability of load data, for model training has ignited data-driven approaches, such as deep neural networks using both convolutional neural network (CNN) and recurrent neural network (RNN) architectures [9], [18], [19]. The nature of data in load disaggregation is a uni-dimensional time series that keeps track of power consumption of each appliance in time. The NILM problem requires algorithms with the ability to process temporal information or data.

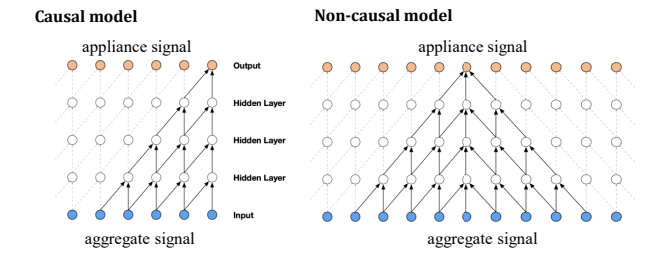
RNNs with their recurrent connections are able to refer to previous states and therefore are suitable models for processing sequences of input data. However, RNNs lack the ability to learn long-range temporal dependencies due to the vanishing gradient problem, as the loss function decays exponentially with time [85]. LSTMs models rely on memory cells, controlled by forget, input and output gates to achieve long-term memorization [85]. Despite their effectiveness on capturing temporal dependencies, their sophisticated gating mechanism may lead to an undesirable increase in model complexity. At the same time, computational efficiency is a crucial issue for recurrence-based models and considerable research efforts have been devoted to the development of alternative architectures, such as GRU networks. These have been widely proposed in NILM [19].

Causal or temporal 1D CNNs are also effective in time-series processing (see Fig. 5). There are various works that take advantage of the emerging advancements of the traditional CNNs and their proposed modifications, to be applied in timeseries problems [86]. Thus, various works have proposed causal or temporal 1D CNN to address NILM-related challenges [40]. These networks combine causal, dilated convolutions with additional modern neural network improvements, such as residual connections and weight nor-



MODEL	Convolutional-based	Recurrent-based
Pros	temporal 1-D CNNs are also effective in timeseries processing, computational efficient	capture previous temporal dependencies
Cons	convolutional-based architectures are inherently used for images thus, modifications are necessary to adopt these architectures in timeseries	model complexity
Representative works in NILM	[40], [41], [42]	[9], [18], [26], [37]

FIGURE 5. Convolutional or recurrent layers for deep learning models in NILM.



MODEL	Causal	Non-causal
Pros	real-time applications, online NILM, past values	the predictions are related to past and future values, future samples are useful for improving predictions
Cons	the models do not take into consideration the future samples	it is not available for real-time applications
Representative works in NILM	[26], [40], [36], [42]	[9], [18], [41]

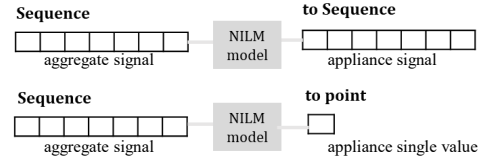
FIGURE 6. The advantages and disadvantages of the causal and non-causal NILM models.

malization, to reduce the required computational power without performance degradation.

Alternative approaches suggest hybrid CNN-RNN architectures, that benefit from the advantages of both convolutional and recurrent layers. Representative examples of how these hybrid structures can be applied to NILM are [87], [39].

5) Causal or Non causal models

As indicated in Fig. 6, there are two different approaches applied for solving NILM based on causal and non-causal techniques. In the work of [40], the importance of causality in NILM is highlighted. Causal convolutional neural networks use samples from previous times-steps to calculate the current output. Thus, unlike standard convolution, causal standard convolution uses the previous time step sample to predict the current result. In addition, causal dilated convolution is introduced to increase the respective field. In the causal dilated convolution the filter is applied over an area larger than its length by skipping input values with a certain step. As stated in [40], maintaining causality is important in NILM as it allows for disaggregated data to be made available



MODEL	Seq2seq	Seq2point
Pros	Predicts a window of the appliance power consumption, real-time predictions	predicts only the midpoint element of the window, the midpoint prediction is related to past and future values
Cons	difficult to converge in cases of large sequences	real-time results are not straightforward – it depends on the sampling rate and how much of the future data is needed
Representative works in NILM	[18], [37], [39], [42], [67]	[9], [88], [26], [40]

FIGURE 7. Sequence-to-sequence versus sequence-to-point approaches for NILM.

to users in real-time, achieving on-line NILM.

In cases where causality is not necessary, non-causality is important, as the future samples are generally useful for improving predictions. For a non-causal prediction, bidirectional RNN was proposed in [18], in which a backward hidden layer is added to the standard LSTM architecture to utilize the future inputs, and infer appliance's behavior, based on both past and future samples. As regards CNN-based architectures, a non-causal (bidirectional) dilated convolution is proposed in [88]. Fig. 6 shows that the bidirectional structures eliminate causality to access equal number of samples in the past as in the future, and makes the prediction at the center of receptive field, which results in a larger receptive field and higher performance.

6) Sequence-to-point or Sequence-to-sequence techniques
The Sequence-to-Sequence (seq2seq) and Sequence-to-Point (seq2point) methods achieve remarkable accuracy results for load disaggregation tasks (see Fig. 7). Internally, they rely on neural networks, trained to identify the power consumption of a single appliance given a sequence of aggregate power data. In both methods, a window of (aggregate) input data is provided to a neural network, which has been trained to represent the relationship between the aggregate signal and the signal of the appliance under consideration. Thus, a sliding window is moved across the aggregate power signal and used to emit the disaggregated device-level power, either for sequence of the same size as the input (seq2seq) or only its mid-point element (seq2point). It is noted that due to the individual consumption characteristics of most electrical devices, a separate neural network must be trained for each device. As such, it is not strictly necessary to find a sliding window size that fits all appliances equally well. However, window size is an important parameter to be estimated. There are various works claiming that the window size is directly related to the appliance type [89] and the appliance operation duration [9], [18].

In cases where the length of input (aggregate) and output (appliance) sequence increases, applying seq2seq learn-

ing would make the training process difficult to converge. Seq2point learning are introduced to overcome this problem [41]. Instead of training a network to predict a sequence of appliance power consumption values, seq2point only predicts the midpoint element of that sequence-window. This approach could make use of all nearby regions of the input sequence, past and future, making the prediction problem easier and yielding more accurate output. However, seq2point is somewhat extreme because every forward process of the model just yields as output a single value, thus introduces too much computation during the inference period. Besides, the implementation of seq2point network shows lack in accuracy [41].

The work of [45] proposes a new perspective in the seq2seq or seq2point dilemma; a trade-off between these two approaches, i.e., the amount of computation and the difficulty level of training the neural network, by introducing a novel sequence-to-subsequence (seq2subseq) learning method.

7) Uni- or N-dimensional problem

Usually, the data utilized in energy disaggregation is a uni-dimensional time series that monitors the total power consumption at each time, along with the respective information of the load consumption of each appliance (in the case of a supervised learning approach) [69]. Considering NILM as a time series problem, load disaggregation techniques based on sequence-to-sequence mapping are performed. Thus, given the one-dimensional input (aggregate) signal, the model learns to reconstruct the time series of a particular household appliance. Prominent examples are autoencoders as in [9], or sequence-to-sequence algorithms with recurrent layers and their variants (LSTM, biLSTM, GRU layers) [37] and, more recently, temporal 1D-CNN networks [40].

Shifting the NILM problem from uni-dimensional discrete space, to the 2D space, is an alternative approach that has received some attention [90]. The authors of [91] represent the plots of the current-voltage trajectory as binary images that are fed to a CNN-based classifier in order to identify the appliances. In the paper of [63], the high-frequency aggregated current and voltage signals are transformed into two-dimensional unit cells as calculated by double Fourier integral analysis and, used as input to a convolutional neural network for regression.

In case where, the input is neither power values ($1D$) nor current-voltage values ($2D$), but a set of different variables such as, reactive power, apparent power, current values, etc. [39], for different appliance and houses, at different time steps then, a solution in the $3D$ (or ND) space can be applied. Novel deep and tensor learning (tensor decomposition) techniques [92] can also be useful to decompose the total consumption into individual appliances consumption values. Batra et al [93] propose a transferable tensor factorization approach, in which the tensor has cells that contain energy readings of the M houses (1^{st} dimension) for N appliances (2^{nd} dimension) and for T time-steps (3^{rd} dimension).

B. TRENDS IN MACHINE LEARNING APPROACHES FOR SOLVING NILM

Table 1 summarizes the most recent research works in NILM, that are dealing with the above mentioned research dilemmas and highlights the decision/proposals of each research work in respect to the research dilemmas. As regards the supervised or unsupervised research dilemma, we have already mentioned in Section IV-A3, that even though supervised learning algorithms are widely adopted in NILM, however, semi-supervised, self-supervised and unsupervised methods have recently attracted the interest of the scientific community. In this table we include only works related to supervised learning techniques. As indicated in Fig. 8 the strongest debates are taking place between the classification or regression model and the sequence-to-point or sequence-to-sequence dilemmas. As regards the single or multi target model dilemma, even though until now, the most common deep learning models in NILM are dealing with the single target approach, however, recently it has been observed an increasing interest in multi-target model approaches [80].

VI. TRUSTWORTHINESS IN NILM ALGORITHMS: CAN WE TRUST AI IN NILM PROBLEMS?

One major aspect of the application of AI algorithms in NILM is how reliable are their outputs, or, in other words, how one can trust the AI outputs so that one can take reliable decisions. This opens a new research field in machine learning society, called *trustworthy AI*. NILM ML-based models should be reliable in order to gain consumers' trust, otherwise NILM-based technologies won't enable the consumers' to change their behavior. In this section, we discuss the key papers towards *trusted NILM solutions*. A trustworthiness solution of an AI algorithm refers to six main aspects [94]; reliability, scalability, robustness, explainability, fairness and privacy of the NILM algorithms.

A. RELIABILITY

In terms of NILM, reliability implies that the model could accurately distinguish the similar appliances, and avoid the probability of mis-classification and misinterpretation of results. NILM models reliability is even more crucial in cases of faulty appliances detection or for real-time applications. In order to achieve this, there are a few works in literature that propose optimization techniques for NILM deep learning models that fine tune the algorithms to accurately detect the appliances in operation with the minimum error [18], [95]. The adoption of online learning techniques is necessary for the NILM algorithms to dynamically adapt to new patterns in the appliances data and in contextual changes (e.g., related to environment or seasonal changes). Changes maybe referring to: *i*) appliance faulty operation, *ii*) different types of appliances models (model testing in unseen houses), *iii*) changing of appliance operation due to changing environmental conditions and seasonality, *iv*) entrance of a new domestic appliance in the total load. The work of [37] proposes a context-aware model that is adapted in the

TABLE 1. List of the representative works that target all research dilemmas and the choices the researchers finally made. Only supervised learning techniques address all dilemmas and thus are listed in this table.

ID	Author	Title	Classification (C) or Regression (R) model	Multi (M) or Single (S) target model	Convolutional (C) or Recurrent (R) based architecture	Causal (C) or Non-causal (N) model	seq2point or seq2seq	Uni (u) or Multi (m) dimensional
1	J. Kelly et al., 2015	Neural nilm: Deep neural networks applied to energy disaggregation	Classification	Single	Convolution/ Recurrence	Non-causal	seq2seq	Uni
2	J., Kim et al. 2017	Nonintrusive load monitoring based on advanced deep learning and novel signature	Classification	Single	Convolution/ Recurrence	Causal	seq2point	Uni
3	C. Zhang e. al., 2018	Sequence-to-point learning with neural networks for non-intrusive load monitoring	Regression	Single	Convolution	Causal	seq2point	Uni
4	K. Chen et al., 2018	Convolutional sequence to sequence non-intrusive load monitoring	Regression	Single	Convolution	Causal	seq2seq	Uni
5	M. Kaselimi et al., 2019	Bayesian-optimized bidirectional lstm regression model for non-intrusive load monitoring	Regression	Single	Recurrence	Non-causal	seq2seq	Uni
6	D. Murray et al., 2019	Transferability of neural network approaches for low-rate energy dis-aggregation	Classification	Single	Convolution/ Recurrence	Causal	seq2point	Uni
7	M. Kaselimi et al., 2019	Multi-channel recurrent convolutional neural networks for energy disaggregation	Regression	Single	Convolution	Non-causal	seq2seq	Multi
8	A. Harell et al., 2019	Wavenilm: A causal neuralnetwork for power disaggregation from the complex power signal	Classification	Single	Convolution	Causal	seq2point	Multi
9	M. Kaselimi et al., 2020	Context aware energy disaggregation using adaptivebidirectional lstm models	Regression	Single	Recurrence	Non-causal	seq2seq	Uni
10	A., Faustine et al., 2020	UNet-NILM: A Deep Neural Network for Multi-tasks Appliances State Detection and Power Estimation in NILM	Classification/ Regression	Multi	Convolution	Causal	seq2point	Uni
11	L. d. S. Nolasco et al., 2021	DeepDFML-NILM: A New CNN-based Architecture for Detection, Feature Extraction and Multi-Label Classification in NILM Signals	Classification	Single	Convolution	Causal	seq2point	Uni
12	W. Yang et al., 2021	Sequence-to-Point Learning Based on Temporal Convolutional Networks for Nonintrusive Load Monitoring	Regression	Single	Convolution	Causal	seq2point	Uni

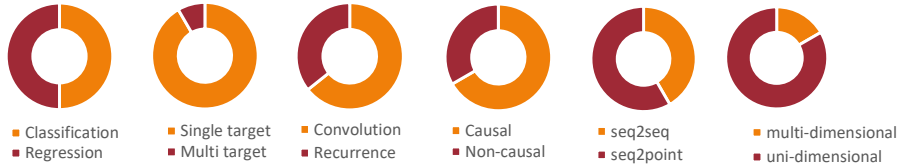


FIGURE 8. Pie charts with the final choices between the different NILM research dilemmas, based on the research works referred in table 1.

various conditions, resulting into an improved performance compared to traditional deep learning NILM models that are trained only once.

Under a NILM framework, it is important to deploy flexible NILM algorithms, adaptable to new appliances or appliance replacements, as in [96] and [97]. Here, it is worth-mentioned the work of [97] that proposes a semi-supervised approach for online learning for NILM using conditional Hidden Markov Models (HMM). In order to accurately detect all these changes, continual/active learning methods are essential, given that stationary pre-trained models cannot effectively deal with non-stationary appliances power data distributions. As regards the transferability of NILM algorithms, i.e., the ability of the algorithm to disaggregate appliance loads which have previously not been seen (or trained) by the NILM solution[19], has been widely studied in various research works such as in [19], [20], [98].

B. SCALABILITY

Scalable AI for NILM is defined as the ability of (i) data, (ii) NILM algorithms, and (iii) infrastructure to operate at the size, speed, and complexity required to solve the NILM problem. The challenge of making NILM models scalable is crucial mostly because the existing deep learning solutions resulting in models with millions of parameters and a high computational burden. On the contrary, the utilities should perform a large-scale deployment to support thousands of

consumers to benefit as much as possible from energy disaggregation services. Here, it is important to highlight that multi-target models (see Section V-A2) usually suffer from scalability problem as the number of devices to observe rises, and the inference step is computationally heavy. The current state-of-the-art NILM algorithms propose efficient techniques and models that do not require vast amounts of trainable parameters [95]. Secondly, the proposed system should be delay-free; once the appliance has been turned-on, the system is able to calculate its power in near real-time. A scalable real-time event-based energy disaggregation methodology using convolutional neural network is proposed by Athanasiadis et al. [99], whereas Krystalakos et al. [100] propose a real-time energy disaggregation method based recurrent network architectures.

C. ROBUSTNESS

The power signal exhibits severe non-linearity, since the temporal periodicity of the individual appliance activation depends on contextual characteristics [101], i.e., geographic and socioeconomic parameters or even residents habits. This leads to diverse energy consumption patterns in households. Therefore, it is challenging to implement models with good generalization ability that achieve high performance when tested on unseen houses. The importance of the number of houses can be explained in two ways. First, machine learning approaches for NILM can have an overfitting problem when

the number of houses is not large enough. Data acquired from many houses can be crucial for a better generalization of NILM algorithms. As the number of houses increases, the number of combinations of appliances covered by the algorithm also increases, which makes NILM algorithms applicable to new houses. Secondly, the diversity of models for the same appliance type cannot be addressed by the limited datasets that are open access available [102]. Kaselimi et al. [103] propose a GAN-based framework for NILM that is robust even in presence of noisy data input, achieving better results compared to other traditional deep learning models. Welikala et al. [104] propose a NILM method, that is robust even in the presence of unlearned or unknown appliances. In [105], a data augmentation technique is proposed in order to improve the generalization ability on new unseen data. The technique combines on and off-duration of the target appliance from various datasets, to form a synthetic aggregate and sub-meter profiles.

D. EXPLAINABILITY

Understanding the outputs of the networks contributes in improving the NILM model structure, highlights the relevant features and aspects of the data used for making the decision, provides a more clear picture of the accuracy of the models (since a single accuracy number is often insufficient), and also inherently provides a level of trust in the value of the provided consumption feedback to the NILM end-user. Murray et al. [51], [106] investigate how eXplainable AI (XAI-based) approaches can be used to explain the inner workings for NILM deep learning models, and examine why the network performs or does not perform well in certain cases. Explainable AI is utilized to analyse input data and address biases, especially when the NILM algorithms are tested in unseen houses in order to improve the performance of the models [106].

E. FAIRNESS

In literature, fairness in AI is defined as the absence of prejudice or preference for an individual or a group based on their characteristic attributes [107]. Bias exist in many shapes and forms, and is introduced at any stage of the model development pipeline. As regards data interpretation, the datasets usually suffer from historical bias, representation bias, measurement bias, temporal bias or even omitted variable bias. As regards, the machine learning model deployment, the algorithmic and evaluation biases are usually met in NILM techniques. Finally, human-in-the-loop approaches that consider human as reviewer of the model's predictions can also introduce their own biases, when they decide whether to accept or disregard a model's prediction. Examples of these kind of biases are social or behavioral biases.

F. SAFETY AND PRIVACY

Deep learning based NILM models largely rely on sufficient and diverse training data gathered in centralized platforms. Even though there are plenty of meter data in different house-

holds, it is almost impossible to transmit or integrate these local user data into a centralized storage, due to limits arising from the legislation in consumer privacy and data security. In addition, even though smart meter devices collect data with high resolution, however, the storage is usually performed every 15 minutes for the integral of consumption for privacy-preservation reasons. As a result, disaggregating timeseries with a timestep of 15 minutes is much more demanding in these cases. Data security and user privacy issues have become a an issue of major importance. Thus, privacy and security of sensitive consumers' data should be enhanced at all levels of the data processing workflow. Safety and privacy issues may imply fewer data available, therefore additional challenges for training NILM models with good performance are appeared. However, recently federated schemes have been merged as the state-of-the-art techniques in order to achieve personalized energy disaggregation with the state-of-the-art accuracy, while ensuring privacy preserving for the consumer [8]. These schemes allow for federated model training, without requiring data transfer and safeguarding that the data does not have to leave the local source premises.

VII. DATASETS, PERFORMANCE EVALUATION/VALIDATION STRATEGY AND OPEN NILM TOOLS

A. DATASETS

The existing surveys for NILM, highlight the importance of selecting the right dataset. Huber et al. [127] summarize the main characteristics of the open access data sets. In addition, in [52] a comparison between the different open access datasets is performed. Table 2 describes the most common datasets used for NILM along with their characteristics. Here, we highlight that the selection of a dataset is directly related to the NILM method you would follow, since a dataset sets its own constraints, preventing the application of some machine learning models. For example, as indicated in Table 2, AM-Pds [35] dataset, has a sampling rate of 1 min. This means that this dataset cannot be used in high-frequency applications, but only for the low-frequency ones. On the contrary, BLOND [118] and EMBED [119] datasets are relevant for high-frequency models. Another attribute is the overall data time duration in each dataset. The largest ones have duration for few years (i.e., REFIT [36], DEDDIAG [121] and IDEAL [122]), whereas the smaller ones only for few days, as it is the case in REDD dataset [108]. Also, most of the datasets listed in Table 3, present limited number of houses. On the contrary, most of the current techniques for NILM require for their training a significant amount of labeled appliances power data. However, such a collection which is a major bottleneck in developing robust and generalized NILM solutions. Exceptions are the HES [110], PLAID [116] and IDEAL [122] datasets. Recently, with the progress of machine learning, Generative Adversarial Networks (GANs) are employed to synthesize appliance power signatures [128], [129]. SynD [120] is an example of synthetic dataset.

TABLE 2. An overview of NILM datasets. The table summarizes the year of the release per dataset, the number of houses included as well as the duration of the dataset and the measured variables. Also the last common refers worth mentioning notes for each dataset.

Dataset Name	Year	Country	House Num.	Duration	Variables	Aggregate sampling rate	Appliance sampling rate	Comments
REDD [108]	2011	USA	6	a few months	current, voltage	1Hz, 15kHz	1/3Hz	first released and most-used
BLUED [109]	2011	USA	1	8 days	current, voltage	12 kHz	-	allows for analysis in both the time and the frequency domains
HES [110]	2012	UK	251	1 year	active power	2-10min	2-10min	number of houses
AMPds [35]	2013	Canada	1	1 year	current, voltage, pf, real, reactive and apparent power	1 min	1 min	multiple variables
BERDS [111]	2013	USA	1	1 year	active, reactive and apparent power	20s	20s	public building on the University
iAWE [112]	2013	India	1	73 days	current, voltage, active, reactive and apparent power	1s	1s	contains electricity, gas, and water consumption data
DRED [113]	2014	Netherlands	1	6 months	active power	1Hz	1Hz	indoor and outdoor temperature, wind speed, humidity, precipitation, occupancy information
ECO [114]	2014	Switzerland	6	8 months	active reactive power	1Hz	1Hz	occupancy information of the monitored household
GREEND [115]	2014	Italy/Austria	9	1 year	active power	1s	1s	cross-countries dataset
PLAID [116]	2014	USA	60	summer of 2013 and winter of 2014	current, voltage	-	30 kHz	3 versions, PLAID 1(2014), PLAID 2 (2017) and PLAID 3 (2018) that includes also aggregate measurements
REFIT [36]	2015	UK	20	2 years	active power	8 s	8 s	corrupted with noise version of the dataset
UK-DALE [67]	2015	UK	5	1 to 2.5 years	current, voltage	6s, 16kHz	6s	long duration
COOLL [117]	2016	France	1	-	current, voltage	-	100kHz	High-Sampled Electrical Signals for Appliance Identification
BLOND [118]	2018	Germany	1	213	current, voltage	50 kHz	6.4 kHz	building-level office environment dataset
EMBED [119]	2019	USA	3	14-21 days	active, reactive power	12 kHz	12 kHz	aggregate power files, fully labeled appliance event timestamps, and plug load consumption for a variety of monitored appliances
SynD [120]	2019	Austria	1	180 days	active power	5Hz	5Hz	synthetic energy dataset
DEDDIAG [121]	2021	Germany	15	<3.5 years	active power	1Hz	1 Hz	long duration
IDEAL [122]	2021	UK	255	<2 year	active power	1s	1s	electricity and gas sensor data along with a diverse range of relevant contextual data from additional sensors and surveys

B. NILM METRICS AND EVALUATION

Until now, there is no common understanding or accepted format on how to report the accuracy results in NILM [52]. However, there are a few research works that present an overview of performance evaluation metrics in NILM and the worth-mentioning ones are the references of [130], [131], [132], [52]. Under a NILM framework, the metrics need to be reported in overall disaggregation scores (household-level) and appliance specific scores (appliance-level). The household-level metrics show the overall model accuracy and capability of disaggregating the total power signal into its component signals. This type of evaluation could be beneficial in application scenarios where a big set of houses

is incorporated into a single NILM model. In this scenario, one should test model's accuracy at-a-house-level and investigate model's transferability in different houses, through the evaluation of model's performance in each house separately. Also, it is important to report the performance per appliance (appliance-level metrics) in order to identify strengths and weaknesses of the different NILM algorithms. With this more detailed accuracy information, one could imagine a system that would select different algorithms depending on the context (including specific history) of the disaggregation task. As a consequence of the variety of existing load disaggregation techniques, performance evaluation has to objectively assess classification as well as regression performance in order to

TABLE 3. NILM research from a practical perspective. Datasets utilized, performance achieved per appliance and adaptability of the NILM algorithms. In cases where unseen houses option is checked, the performance in the table is referred to unseen houses of the same dataset that are used only for training.

A/A	Dataset	Top-5 common appliances MAE [W]					Overall MAE [W] per dataset	Unseen house
		dishwasher	Washing Mach.	Fridge	Microwave	kettle		
[9]	UK-DALE	24.0	11.0	18.0	6.0	6.0	22.0	✓
[41]	REDD/UK-DALE	20.0/27.7	18.4/12.6	28.1/20.9	28.2/8.7	-7.4	15.5/23.6	✓
[42]	REDD	12.8		32.0			-	✓
[18]	AMPds	6.4	9.2				-	
[19]	REDD/REFIT	119.4/82.74	-71.9	10.1/ 8.6	68.0/35.5		-	✓
[39]	AMPds	14.3	4.8				-	
[123]	REDD/UK-DALE	15.9/13.5	20.6/11.0	22.9/15.3	15.9/8.6		18.8/10.9	✓
[37]	REDD/REFIT/AMPds	7.1/31.3/-	-21.8/9.2		6.9/-/-		-	✓
[49]	UK-DALE	6.8	11.5	15.2	6.5	16.0	11.2	✓
[20]	REDD/UK-DALE/REFIT	20.0/27.7/12.2	18.4/12.6/16.9	28.1/20.9/20.0	28.2/8.7/12.7		23.7/15.5/13.7	✓
[124]	UK-DALE	23.3		16.4	12.6	4.1	-	✓
[45]	UK-DALE	13.5	7.1	11.9	3.1	3.6	7.8	✓
[125]	REDD/UK-DALE/REFIT	23.8/28.4/15.4	19.9/15.9/17.9	31.3/22.3/23.2	29.9/9.7/12.2	-7.7/6.9	-	✓
[126]	UK-DALE/REFIT	51.3/28.2	25.9/44.0	31.1/63.1	64.5/20.7	13.9/16.7	-	✓
[48]	REDD/UK-DALE	20.5/16.2	34.9/6.9	32.4/25.5	17.6/6.96	-6.8	26.4/12.4	✓

enable comparability. Thus, metrics utilised in NILM can be divided into: (i) classification metrics used to evaluate model’s performance on an appliance event detection (e.g., ON-OFF events) and, (ii) power estimation metrics applied to regression based approaches assessing model’s performance on appliance power signal decomposition from the total power signal [52].

1) Classification -event detection- metrics

The performance evaluation in this approach aims to assess method effectiveness in the accurate estimation of appliance status (on/off events). Here, the most common metrics used are: the accuracy, the precision, the recall and the F1-score [131, 132]. In particular, Pereira et al. [132] analyse experimentally the behaviour of eighteen different performance metrics applied to classification NILM algorithms.

2) Regression -power estimation- metrics

The performance evaluation of this category (regression-based approaches) aims to assess the effectiveness of a method by comparing the observed appliance signal (ground-truth) and provided estimates. Common used metrics are: the mean absolute error and the root mean squared error. Pereira et.al in their work provide a detailed list of metrics used along with their description [132].

Table 3 presents a comparison between the common metrics used for the evaluation of the NILM algorithms in various research works. MAE is selected for comparison purposes because it is the most common metric in the bibliography up to now. The second column indicates the datasets where the comparisons are performed. Table displays the performance errors (MAE in Watt units) for the 5 most common appliances in disaggregation tasks. In bold, we highlight the minimum MAE error in which the proposed model achieves the best performance. Grey cells indicate that the disaggregators for a specific appliance are not available. The last column marks in tick the literature works in which the models are tested

for unseen houses of the same dataset. The work of [18] proposes a bayesian-optimized bidirectional LSTM network that achieves the minimum MAE error for the dishwasher appliance in AMPds dataset. As regards the washing machine appliance, the minimum MAE error was achieved in [39]. Murray et al. [19] propose a convolutional based network that achieves the highest performance in the fridge appliance for REFIT dataset. As regards the microwave and kettle appliances. Pan et al. propose a model based on conditional GANs with the minimum error for these appliances in UK-DALE dataset, i.e., 3.1 and 3.6 W, respectively. Therefore, it is clear that disaggregation performance highly depends on appliance type.

C. OPEN NILM TOOLS TOWARDS COMMERCIALIZATION

NILMTK [133], and its recently released version NILMTK-Contrib [134], is a common tool and the most well-known framework for bench-marking in NILM towards reproducible NILM algorithms. Its presence as an open-access toolkit, and the successful implementation of various energy disaggregation algorithms, has unfolded the means for comparisons of the different algorithms in the NILM research community. Also, it enables researchers to observe and evaluate NILM approaches in multiple datasets accessible online. Except for comparing against benchmarking disaggregation algorithms, NILMTK provides dataset statistics, pre-processing tools and NILM metrics that help towards comparability of the various proposed methods.

Except for NILMTK, which is a combined effort towards reproducible and standardization of NILM algorithms, there are several works and NILM researchers that publish the code associated with their works on code repositories to be free available. Worth mentioning research works that have been published with source code or extensive supplemental material are the following: the WaveNILM model [40], the Neural NILM model [9] and the seq2point NILM model [41].

VIII. DISCUSSION AND CONCLUSION

NILM is an important process for various reasons. Energy disaggregation is an essential element of energy conservation, efficiency and careful energy utilization, since it elaborates on the energy usage tendencies. The trends observed in energy usage patterns from a household can be used for security purposes, given that an anomaly might imply appliance failure or illegal use of supplied electricity. The appliance usage patterns can also be used to calculate and control the amount of carbon emissions.

Having identified and highlighted the most important research works in NILM and critically analysing the information gathered by identifying the gaps in NILM, as final step, we summarize the most important aspects in the NILM pipeline in order to implement effective NILM algorithms. In particular, we discuss issues related to i) the pre-processing and feature extraction and selection phase, ii) the NILM model implementation phase and, iii) the model evaluation phase.

A. DISCUSSION ON FEATURE SELECTION AND DATA PRE-PROCESSING IN NILM

Aggregated (total) power consumption data stemming from smart metering measurements, are essential in order to implement a successful NILM algorithm. Assuming a supervised NILM scheme, except for the aggregated power measurements, additional information of appliances' power consumption signals is also collected. The optimal features extracted framework of Section IV-A3 can be also utilized to improve the model performance. We highlight that the most common additional input variables reported in literature are: i) the time (e.g., temporal resolution), ii) spatial information (e.g., household's location), and iii) the events (e.g., appliances availability, local regulations, existence of Photo-Voltaic (PV) panels). These additional variables are ingested into the model to increase its performance. However, most works use only a limited subset of these variables [61]. Selecting the most effective input variables for a machine learning NILM model is a challenging problem (see Section VI) and is closely related to model performance and computational cost, as discussed in [61]. To address these issues, some works propose a feature elimination process to identify the most effective feature set [61]. However, selecting a set of optimal features is constrained from the data availability and is closely related to the methods that will be used for appliances' identification [57].

Regarding data sampling period, a coarse division of 1s usually enables feature separation between macroscopic (low-frequency) and microscopic (high-frequency) components. Even though, low-frequency data sets greatly reduce the ability to distinguish among different types of appliances, compared to high-frequency data sets, the first are gaining more and more ground in NILM deep learning algorithms [127].

Another important step for a successful NILM algorithm is to handle the missing data due to various causes such as

metering and transmission equipment failures. In addition, large and sparse outliers, occurring out of transients, surges and non-linearities in the load, are also observed [135]. To handle these issues, we can apply: i) cluster-based handling (CBH), ii) interpolation, or iii) omitting specific entries. All these approaches have some disadvantages that need to be considered. At first, CBH could be time consuming and is sensitive to the parameters. A centroid-based clustering (k Nearest Neighborhood approach-kNN) could solve these issues but it cannot manage the outlier case. Yet, a density-based clustering (e.g., the OPTICS) will tackle the outlier case but it may fail on large data sets due to numerical instabilities. Secondly, interpolation approaches (linear or not) is a common approach for filling short gaps in power timeseries data. If those assumption do not hold, then we end with miss-informative cases. Finally, omitting entire entries can be used while preparing a train and validation set, but this approach cannot solve the on-site monitoring request.

B. DISCUSSION ON NILM MODEL IMPLEMENTATION

NILM methods are insufficiently mature, and their performance varies on the datasets used, or the appliance that is selected for disaggregation. Table 3 shows that the model proposed by [45] performs best for microwave and kettle appliances. However, in case of dishwasher and washing machine appliances, there are other approaches that achieve better performance. Usually, while an implemented algorithm may be ideal for an appliance, its performance may not be good enough for another. Thus, we cannot claim that there is a holistic approach which is the 'best' for any appliance type.

Regardless of the machine learning-based strategy that each researcher follows, based on the research dilemmas that are summarized in Section V, NILM researchers should have in mind that the most important aspects in NILM arise from the practical issues encountered in this demanding domain. Machine learning and deep learning community proposes an ever-increasing number of algorithms with advanced capabilities, however, with increasing complexity. It is a considerable challenge to propose efficient and practical state-of-the-art NILM algorithms that in addition, comply with the requirements of trustworthiness, as discussed in Section VI, forming feasible solutions towards commercialization. The newly-introduced transformer models with attention layers for NILM require a lot of computational resources and scenarios with continuous learning mechanisms arise computational complexity issues. Recently, there are proposed models based on transformers architectures that introduce techniques for computationally efficient transformers [136].

C. DISCUSSION ON NILM MODEL EVALUATION

Despite a big variety of performance measures that are observed in the literature (see Section VII), it is crucial to select metrics carefully in order to avoid misinterpretations of results [52]. It is important also, to keep in mind when reporting the accuracy metric, that the results needs to be

normalized. Normalization of the results allow the readers to understand the relative standings from one appliance to another and from each appliance to the overall accuracy. In addition, reporting specific scores for appliance states is not necessary because different models of appliances follow a different event detection method and divide the states in a different way. Thus, based on the method that a researcher applies, different number of states at different power levels are extracted. Consequently, this metric is not comparable. Thus, it is important for the NILM researchers to present both classification and regression metrics in their studies, regardless whether NILM has been previously formulated as a regression or classification problem.

REFERENCES

- [1] D. Rolnick, P. Donti, L. Kaack, K. Kochanski, A. Lacoste, K. Sankaran, A. Ross, N. Milojevic-Dupont, N. Jaques, A. Waldman-Brown, A. Luccioni, T. Maharaj, E. Sherwin, s. K. Mukkavilli, K. Kording, C. Gomes, A. Ng, D. Hassabis, J. Platt, and Y. Bengio, "Tackling climate change with machine learning," *arXiv preprint arXiv:1906.05433*, 2019.
- [2] G. W. Hart, "Nonintrusive appliance load monitoring," *Proceedings of the IEEE*, vol. 80, no. 12, pp. 1870–1891, 1992.
- [3] B. Najafi, S. Moaveninejad, and F. Rinaldi, *Chapter 17 - Data Analytics for Energy Disaggregation: Methods and Applications*. Elsevier, 2018, pp. 377–408.
- [4] A. Ruano, A. Hernandez, J. Ureña, M. Ruano, and J. Garcia, "Nilm techniques for intelligent home energy management and ambient assisted living: A review," *Energies*, vol. 12, no. 11, p. 2203, 2019.
- [5] H. Bousbiat, C. Klemenjak, G. Leitner, and W. Elmenreich, "Augmenting an assisted living lab with non-intrusive load monitoring," in *In Proceedings of the 2020 IEEE International Instrumentation and Measurement Technology Conference (I2MTC)*, 2020, pp. 1–5.
- [6] Á. Hernández, A. Ruano, J. Ureña, M. Ruano, and J. Garcia, "Applications of nilm techniques to energy management and assisted living," *IFAC-PapersOnLine*, vol. 52, no. 11, pp. 164–171, 2019.
- [7] D. Murray, L. Stankovic, V. Stankovic, and N. Espinoza-Orias, "Appliance electrical consumption modelling at scale using smart meter data," *Journal of Cleaner Production*, vol. 187, pp. 237–249, 2018.
- [8] Y. Zhang, G. Tang, Q. Huang, Y. Wang, X. Wang, and J. Lou, "Fednilm: Applying federated learning to nilm applications at the edge," *arXiv preprint arXiv:2106.07751*, 2021.
- [9] J. Kelly and W. Knottenbelt, "Neural nilm: Deep neural networks applied to energy disaggregation," in *Proceedings of the 2nd ACM international conference on embedded systems for energy-efficient built environments*, 2015, pp. 55–64.
- [10] M. Salani, M. Derboni, D. Rivola, V. Medici, L. Nespoli, F. Rosato, and A. E. Rizzoli, "Non intrusive load monitoring for demand side management," *Energy Informatics*, vol. 3, no. 1, pp. 1–12, 2020.
- [11] M. Berges, E. Goldman, H. S. Matthews, and L. Soibelman, "Training load monitoring algorithms on highly sub-metered home electricity consumption data," *Tsinghua Science and Technology*, vol. 13, no. S1, pp. 406–411, 2008.
- [12] A. Lucas, L. Jansen, N. Andreadou, E. Kotsakis, and M. Masera, "Load flexibility forecast for dr using non-intrusive load monitoring in the residential sector," *Energies*, vol. 12, no. 14, p. 2725, 2019.
- [13] H. Rashid, P. Singh, V. Stankovic, and L. Stankovic, "Can non-intrusive load monitoring be used for identifying an appliance's anomalous behaviour?" *Applied energy*, vol. 238, pp. 796–805, 2019.
- [14] R. Bonfigli, A. Felicetti, E. Principi, M. Fagiani, S. Squartini, and F. Piazza, "Denoising autoencoders for non-intrusive load monitoring: Improvements and comparative evaluation," *Energy and Buildings*, vol. 158, 11 2017.
- [15] W. Samek, A. Montavon, G. and Vedaldi, L. K. Hansen, and K. Müller, *Explainable AI: interpreting, explaining and visualizing deep learning*. Springer Nature, 2019, vol. 11700.
- [16] C. Dinesh, S. Makonin, and I. V. Bajić, "Residential power forecasting using load identification and graph spectral clustering," *IEEE Transactions on Circuits and Systems II: Express Briefs*, vol. 66, no. 11, pp. 1900–1904, 2019.
- [17] K. Basu, V. Debusschere, and S. Bacha, "Residential appliance identification and future usage prediction from smart meter," in *IECON 2013 - 39th Annual Conference of the IEEE Industrial Electronics Society*, 2013, pp. 4994–4999.
- [18] M. Kaselimi, N. Doulamis, A. Doulamis, A. Voulodimos, and E. Protopapadakis, "Bayesian-optimized bidirectional lstm regression model for non-intrusive load monitoring," in *ICASSP 2019 - 2019 IEEE International Conference on Acoustics, Speech and Signal Processing (ICASSP)*, 2019, pp. 2747–2751.
- [19] D. Murray, L. Stankovic, V. Stankovic, S. Lulic, and S. Sladojevic, "Transferability of neural network approaches for low-rate energy disaggregation," in *ICASSP 2019 - 2019 IEEE International Conference on Acoustics, Speech and Signal Processing (ICASSP)*, 2019, pp. 8330–8334.
- [20] M. DrIncecco, S. Squartini, and M. Zhong, "Transfer learning for non-intrusive load monitoring," *IEEE Transactions on Smart Grid*, vol. PP, pp. 1–1, 08 2019.
- [21] H. Altrabalsi, V. Stankovic, J. Liao, and L. Stankovic, "Low-complexity energy disaggregation using appliance load modelling," *Aims Energy*, vol. 4, no. 1, pp. 884–905, 2016.
- [22] J. Liao, G. Elafoudi, L. Stankovic, and V. Stankovic, "Non-intrusive appliance load monitoring using low-

- resolution smart meter data,” in *2014 IEEE International Conference on Smart Grid Communications (SmartGridComm)*. IEEE, 2014, pp. 535–540.
- [23] K. He, L. Stankovic, J. Liao, and V. Stankovic, “Non-intrusive load disaggregation using graph signal processing,” *IEEE Transactions on Smart Grid*, vol. 9, no. 3, pp. 1739–1747, 2018.
- [24] Y. Lin and M. Tsai, “Non-intrusive load monitoring by novel neuro-fuzzy classification considering uncertainties,” *IEEE Transactions on Smart Grid*, vol. 5, no. 5, pp. 2376–2384, 2014.
- [25] G. Elafoudi, L. Stankovic, and V. Stankovic, “Power disaggregation of domestic smart meter readings using dynamic time warping,” in *2014 6th International Symposium on Communications, Control and Signal Processing (ISCCSP)*. IEEE, 2014, pp. 36–39.
- [26] J. Kim, T. Le, and H. Kim, “Nonintrusive load monitoring based on advanced deep learning and novel signature,” *Computational Intelligence and Neuroscience*, vol. 2017, pp. 1–22, 10 2017.
- [27] B. Zhao, K. He, L. Stankovic, and V. Stankovic, “Improving event-based non-intrusive load monitoring using graph signal processing,” *IEEE Access*, vol. 6, pp. 53 944–53 959, 2018.
- [28] R. Machlev, Y. Levron, and Y. Beck, “Modified cross-entropy method for classification of events in nilm systems,” *IEEE Transactions on Smart Grid*, vol. 10, no. 5, pp. 4962–4973, 2018.
- [29] J. Kolter and T. Jaakkola, “Approximate inference in additive factorial hmms with application to energy disaggregation,” in *Artificial intelligence and statistics*. PMLR, 2012, pp. 1472–1482.
- [30] W. Kong, Z. Y. Dong, D. J. Hill, J. Ma, J. H. Zhao, and F. J. Luo, “A hierarchical hidden markov model framework for home appliance modeling,” *IEEE Transactions on Smart Grid*, vol. 9, no. 4, pp. 3079–3090, 2018.
- [31] D. Bajović, K. He, L. Stanković, D. Vukobratović, and V. Stanković, “Optimal detection and error exponents for hidden semi-markov models,” *IEEE Journal of Selected Topics in Signal Processing*, vol. 12, no. 5, pp. 1077–1092, 2018.
- [32] L. Mauch and B. Yang, “A new approach for supervised power disaggregation by using a deep recurrent lstm network,” in *2015 IEEE Global Conference on Signal and Information Processing (GlobalSIP)*. IEEE, 2015, pp. 63–67.
- [33] S. Makonin, F. Popowich, I. V. Bajić, B. Gill, and L. Bartram, “Exploiting hmm sparsity to perform online real-time nonintrusive load monitoring,” *IEEE Transactions on smart grid*, vol. 7, no. 6, pp. 2575–2585, 2015.
- [34] A. Rahimpour, H. Qi, D. Fugate, and T. Kuruganti, “Non-intrusive energy disaggregation using non-negative matrix factorization with sum-to-k constraint,” *IEEE Transactions on Power Systems*, vol. PP, pp. 1–1, 01 2017.
- [35] S. Makonin, F. Popowich, L. Bartram, B. Gill, and I. V. Bajić, “Ampds: A public dataset for load disaggregation and eco-feedback research,” in *2013 IEEE Electrical Power Energy Conference*, 2013, pp. 1–6.
- [36] D. Murray, L. Stankovic, and V. Stankovic, “An electrical load measurements dataset of united kingdom households from a two-year longitudinal study,” *Scientific Data*, vol. 4, p. 160122, 01 2017.
- [37] M. Kaselimi, N. Doulamis, A. Voulodimos, E. Protopapadakis, and A. Doulamis, “Context aware energy disaggregation using adaptive bidirectional lstm models,” *IEEE Transactions on Smart Grid*, vol. 11, no. 4, pp. 3054–3067, 2020.
- [38] A. Voulodimos, A. Doulamis, N. and Doulamis, and E. Protopapadakis, “Deep learning for computer vision: A brief review,” *Computational intelligence and neuroscience*, vol. 2018, 2018.
- [39] M. Kaselimi, E. Protopapadakis, A. Voulodimos, N. Doulamis, and A. Doulamis, “Multi-channel recurrent convolutional neural networks for energy disaggregation,” *IEEE Access*, vol. 7, pp. 81 047–81 056, 2019.
- [40] A. Harell, S. Makonin, and I. V. Bajić, “Wavenilm: A causal neural network for power disaggregation from the complex power signal,” in *ICASSP 2019 - 2019 IEEE International Conference on Acoustics, Speech and Signal Processing (ICASSP)*, 2019, pp. 8335–8339.
- [41] C. Zhang, M. Zhong, Z. Wang, N. Goddard, and C. Sutton, “Sequence-to-point learning with neural networks for nonintrusive load monitoring,” in *Thirty-Second AAAI Conference on Artificial Intelligence (AAAI-18)*, 2018.
- [42] K. Chen, Q. Wang, Z. He, K. Chen, J. Hu, and H. Jinliang, “Convolutional sequence to sequence non-intrusive load monitoring,” *The Journal of Engineering*, vol. 2018, no. 17, pp. 1860–1864, 2018.
- [43] K. Bao, K. Ibrahimov, M. Wagner, and H. Schmeck, “Enhancing neural non-intrusive load monitoring with generative adversarial networks,” *Energy Informatics*, vol. 1, 10 2018.
- [44] M. Kaselimi, A. Voulodimos, E. Protopapadakis, N. Doulamis, and A. Doulamis, “Energan: A generative adversarial network for energy disaggregation,” in *ICASSP 2020 - 2020 IEEE International Conference on Acoustics, Speech and Signal Processing (ICASSP)*, 2020, pp. 1578–1582.
- [45] Y. Pan, K. Liu, Z. Shen, X. Cai, and Z. Jia, “Sequence-to-subsequence learning with conditional gan for power disaggregation,” in *ICASSP 2020 - 2020 IEEE International Conference on Acoustics, Speech and Signal Processing (ICASSP)*, 2020, pp. 3202–3206.
- [46] K. Chen, Y. Zhang, Q. Wang, J. Hu, H. Fan, and H. Jinliang, “Scale- and context-aware convolutional non-intrusive load monitoring,” *IEEE Transactions on*

- Power Systems*, vol. 35, no. 3, pp. 2362–2373, 2019.
- [47] W. Wang, L. Wei, F. and Dong, H. Bao, N. Yang, and M. Zhou, “Minilm: Deep self-attention distillation for task-agnostic compression of pre-trained transformers,” *arXiv preprint arXiv:2002.10957*, 2020.
- [48] Z. Yue, C. R. Witzig, D. Jorde, and H. Jacobsen, “Bert4nilm: A bidirectional transformer model for non-intrusive load monitoring,” in *Proceedings of the 5th International Workshop on Non-Intrusive Load Monitoring*, 2020, pp. 89–93.
- [49] A. Faustine, L. Pereira, H. Bousbiat, and S. Kulkarni, “Unet-nilm: A deep neural network for multi-tasks appliances state detection and power estimation in nilm,” in *Proceedings of the 5th International Workshop on Non-Intrusive Load Monitoring*, 2020, pp. 84–88.
- [50] G. Vilone and L. Longo, “Explainable artificial intelligence: a systematic review,” *arXiv preprint arXiv:2006.00093*, 2020.
- [51] D. Murray, L. Stankovic, and V. Stankovic, “Explainable nilm networks,” in *Proceedings of the 5th International Workshop on Non-Intrusive Load Monitoring*, 2020, pp. 64–69.
- [52] C. Klemenjak, S. Makonin, and W. Elmenreich, “Towards comparability in non-intrusive load monitoring: On data and performance evaluation,” in *2020 IEEE power & energy society innovative smart grid technologies conference (ISGT)*. IEEE, 2020, pp. 1–5.
- [53] L. De Baets, C. Develder, T. Dhaene, D. Deschrijver, J. Gao, and M. Berges, “Handling imbalance in an extended plaid,” in *2017 Sustainable Internet and ICT for Sustainability (SustainIT)*. IEEE, 2017, pp. 1–5.
- [54] A. Zoha, A. Gluhak, M. A. Imran, and S. Rajasegarar, “Non-intrusive load monitoring approaches for disaggregated energy sensing: A survey,” *Sensors*, vol. 12, no. 12, pp. 16 838–16 866, 2012.
- [55] P. A. Schirmer, I. Mporas, and A. Sheikh-Akbari, “Energy disaggregation using two-stage fusion of binary device detectors,” *Energies*, vol. 13, no. 9, p. 2148, 2020.
- [56] M. Pereira, N. Velosa, and L. Pereira, “dscleaner: A python library to clean, preprocess and convert non-intrusive load monitoring datasets,” *Data*, vol. 4, no. 3, p. 123, 2019.
- [57] S. Bao, L. Zhang, W. Li, D. Sun, B. Zhang, and X. Han, “Feature selection method for non-intrusive load monitoring with balanced redundancy and relevancy,” in *2020 IEEE/IAS Industrial and Commercial Power System Asia (I CPS Asia)*, 2020, pp. 1641–1648.
- [58] S. B. Karim, S. Roman, and Y. Bin, “An approach for unsupervised non-intrusive load monitoring of residential appliances,” in *In: Proceedings of the 2nd International Workshop on Non-Intrusive Load Monitoring*, 2014.
- [59] C. Dinesh, G. Godaliyadda, M. Ekanayake, J. Ekanayake, and P. Perera, “Non-intrusive load monitoring based on low frequency active power measurements,” *AIMS Energy*, vol. 4, pp. 414–443, 03 2016.
- [60] T. Hassan, F. Javed, and N. Arshad, “An empirical investigation of vi trajectory based load signatures for non-intrusive load monitoring,” *IEEE Transactions on Smart Grid*, vol. 5, no. 2, pp. 870–878, 2013.
- [61] N. Sadeghianpourhamami, J. Ruysinck, D. Deschrijver, T. Dhaene, and C. Develder, “Comprehensive feature selection for appliance classification in nilm,” *Energy and Buildings*, vol. 151, pp. 98–106, 2017.
- [62] Q. Wu and F. Wang, “Concatenate convolutional neural networks for non-intrusive load monitoring across complex background,” *Energies*, vol. 12, no. 8, p. 1572, 2019.
- [63] P. A. Schirmer and I. Mporas, “Double fourier integral analysis based convolutional neural network regression for high-frequency energy disaggregation,” *IEEE Transactions on Emerging Topics in Computational Intelligence*, pp. 1–11, 2021.
- [64] Y. Himeur, A. Alsalemi, F. Bensaali, and A. Amira, “An intelligent nonintrusive load monitoring scheme based on 2d phase encoding of power signals,” *International Journal of Intelligent Systems*, vol. 36, no. 1, pp. 72–93, 2021.
- [65] Y. Liu, X. Wang, and W. You, “Non-intrusive load monitoring by voltage–current trajectory enabled transfer learning,” *IEEE Transactions on Smart Grid*, vol. 10, no. 5, pp. 5609–5619, 2018.
- [66] C. Nalpantis and D. Vrakas, “Machine learning approaches for non-intrusive load monitoring: From qualitative to quantitative comparison,” *Artif. Intell. Rev.*, vol. 52, no. 1, p. 217–243, Jun. 2019.
- [67] W. Kelly, J. and Knottenbelt, “The uk-dale dataset, domestic appliance-level electricity demand and whole-house demand from five uk homes,” *Scientific Data*, vol. 2, 03 2015.
- [68] D. Precioso and D. Gómez-Ullate, “Nilm as a regression versus classification problem: the importance of thresholding,” *arXiv preprint arXiv:2010.16050*, 2020.
- [69] M. Ayub and E. El-Alfy, “Multi-target energy disaggregation using convolutional neural networks,” *International Journal of Advanced Computer Science and Applications*, vol. 11, no. 10, 2020.
- [70] J. Jiang, Q. Kong, M. Plumbley, N. Gilbert, M. Hoogendoorn, and D. Roijers, “Deep learning-based energy disaggregation and on/off detection of household appliances,” *ACM Transactions on Knowledge Discovery from Data (TKDD)*, vol. 15, no. 3, pp. 1–21, 2021.
- [71] M. Xia, W. Liu, k. Wang, W. Song, C. Chen, and Y. Li, “Non-intrusive load disaggregation based on composite deep long short-term memory network,” *Expert Systems with Applications*, vol. 160, p. 113669, 06 2020.

- [72] D. Jorde, T. Kriechbaumer, and H. Jacobsen, "Electrical appliance classification using deep convolutional neural networks on high frequency current measurements," in *2018 IEEE International Conference on Communications, Control, and Computing Technologies for Smart Grids (SmartGridComm)*, 2018, pp. 1–6.
- [73] M. A. Devlin and B. Hayes, "Non-intrusive load monitoring and classification of activities of daily living using residential smart meter data," *IEEE Transactions on Consumer Electronics*, vol. 65, no. 3, pp. 339–348, 2019.
- [74] J. Kim and B. Lee, "Appliance classification by power signal analysis based on multi-feature combination multi-layer lstm," *Energies*, vol. 12, no. 14, p. 2804, 2019.
- [75] D. Li and S. Dick, "Residential household non-intrusive load monitoring via graph-based multi-label semi-supervised learning," *IEEE Transactions on Smart Grid*, vol. 10, no. 4, pp. 4615–4627, 2018.
- [76] V. Singhal, J. Maggu, and A. Majumdar, "Simultaneous detection of multiple appliances from smart-meter measurements via multi-label consistent deep dictionary learning and deep transform learning," *IEEE Transactions on Smart Grid*, vol. 10, no. 3, pp. 2969–2978, 2019.
- [77] S. Singh and A. Majumdar, "Non-intrusive load monitoring via multi-label sparse representation-based classification," *IEEE Transactions on Smart Grid*, vol. 11, no. 2, pp. 1799–1801, 2019.
- [78] J. Kolter, S. Batra, and A. Ng, "Energy disaggregation via discriminative sparse coding," *Advances in neural information processing systems*, vol. 23, pp. 1153–1161, 2010.
- [79] K. He, D. Jakovetic, B. Zhao, V. Stankovic, L. Stankovic, and S. Cheng, "A generic optimisation-based approach for improving non-intrusive load monitoring," *IEEE Transactions on Smart Grid*, vol. 10, no. 6, pp. 6472–6480, 2019.
- [80] B. Buddhahai and S. Makonin, "A nonintrusive load monitoring based on multi-target regression approach," *IEEE Access*, pp. 1–1, 2021.
- [81] M. Khazaei, L. Stankovic, and V. Stankovic, "Evaluation of low-complexity supervised and unsupervised nilm methods and pre-processing for detection of multistate white goods," in *Proceedings of the 5th International Workshop on Non-Intrusive Load Monitoring*, 2020, pp. 34–38.
- [82] B. Barsim, K. S. and Yang, "Toward a semi-supervised non-intrusive load monitoring system for event-based energy disaggregation," in *2015 IEEE Global Conference on Signal and Information Processing (GlobalSIP)*, 2015, pp. 58–62.
- [83] A. Iwayemi and C. Zhou, "Saraa: Semi-supervised learning for automated residential appliance annotation," *IEEE Transactions on Smart Grid*, vol. 8, no. 2, pp. 779–786, 2017.
- [84] R. Jia, Y. Gao, and C. J. Spanos, "A fully unsupervised non-intrusive load monitoring framework," in *2015 IEEE International Conference on Smart Grid Communications (SmartGridComm)*, 2015, pp. 872–878.
- [85] S. Hochreiter and J. Schmidhuber, "Long short-term memory," *Neural computation*, vol. 9, no. 8, pp. 1735–1780, 1997.
- [86] A. Oord, S. Dieleman, H. Zen, K. Simonyan, O. Vinyals, A. Graves, N. Kalchbrenner, A. Senior, and K. Kavukcuoglu, "Wavenet: A generative model for raw audio," in *9th ISCA Speech Synthesis Workshop*, 2016, pp. 125–125.
- [87] İ. H. Çavdar and V. Faryad, "New design of a supervised energy disaggregation model based on the deep neural network for a smart grid," *Energies*, vol. 12, no. 7, p. 1217, 2019.
- [88] Z. Jia, L. Yang, Z. Zhang, H. Liu, and F. Kong, "Sequence to point learning based on bidirectional dilated residual network for non-intrusive load monitoring," *International Journal of Electrical Power and Energy Systems*, vol. 129, p. 106837, 2021.
- [89] A. Reinhardt and M. Bouchur, "On the impact of the sequence length on sequence-to-sequence and sequence-to-point learning for nilm," in *Proceedings of the 5th International Workshop on Non-Intrusive Load Monitoring*, ser. NILM'20. New York, NY, USA: Association for Computing Machinery, 2020, p. 75–78.
- [90] H. Bousbiat, C. Klemenjak, and W. Elmenreich, "Exploring time series imaging for load disaggregation," in *Proceedings of the 7th ACM International Conference on Systems for Energy-Efficient Buildings, Cities, and Transportation*, 2020, pp. 254–257.
- [91] L. De Baets, C. Develder, T. Dhaene, and D. Deschrijver, "Detection of unidentified appliances in non-intrusive load monitoring using siamese neural networks," *International Journal of Electrical Power & Energy Systems*, vol. 104, pp. 645–653, 2019.
- [92] K. Makantasis, A. Georgogiannis, A. Voulodimos, I. Georgoulas, A. Doulamis, and N. Doulamis, "Rank-r fnn: A tensor-based learning model for high-order data classification," *IEEE Access*, vol. 9, pp. 58 609–58 620, 2021.
- [93] N. Batra, Y. Jia, H. Wang, and K. Whitehouse, "Transferring decomposed tensors for scalable energy breakdown across regions," in *Thirty-Second AAAI Conference on Artificial Intelligence*, 2018.
- [94] H. Liu, Y. Wang, W. Fan, X. Liu, Y. Li, S. Jain, Y. Liu, A. K. Jain, and J. Tang, "Trustworthy ai: A computational perspective," *arXiv preprint arXiv:2107.06641*, 2021.
- [95] A. Faustine, L. Pereira, and C. Klemenjak, "Adaptive weighted recurrence graphs for appliance recognition in non-intrusive load monitoring," *IEEE Transactions*

- on *Smart Grid*, vol. 12, no. 1, pp. 398–406, 2021.
- [96] R. Jones, C. Klemenjak, S. Makonin, and I. Bajić, “Stop: Exploring bayesian surprise to better train nilm,” in *Proceedings of the 5th International Workshop on Non-Intrusive Load Monitoring*, 2020, pp. 39–43.
- [97] H. Salem and M. Sayed-Mouchaweh, “A semi-supervised and online learning approach for non-intrusive load monitoring,” in *Joint European Conference on Machine Learning and Knowledge Discovery in Databases*. Springer, 2019, pp. 585–601.
- [98] C. Klemenjak, A. Faustine, S. Makonin, and W. Elmenreich, “On metrics to assess the transferability of machine learning models in non-intrusive load monitoring,” *ArXiv*, vol. abs/1912.06200, 2019.
- [99] C. Athanasiadis, D. Doukas, T. Papadopoulos, and A. Chrysopoulos, “A scalable real-time non-intrusive load monitoring system for the estimation of household appliance power consumption,” *Energies*, vol. 14, no. 3, p. 767, 2021.
- [100] O. Krystalakos, C. Nalmpantis, and D. Vrakas, “Sliding window approach for online energy disaggregation using artificial neural networks,” in *Proceedings of the 10th Hellenic Conference on Artificial Intelligence*, ser. SETN ’18, 07 2018.
- [101] N. Batra, A. Singh, and K. Whitehouse, “Neighbourhood nilm: A big-data approach to household energy disaggregation,” *arXiv preprint arXiv:1511.02900*, 2015.
- [102] C. Shin, S. Rho, H. Lee, and W. Rhee, “Data requirements for applying machine learning to energy disaggregation,” *Energies*, vol. 12, no. 9, p. 1696, 2019.
- [103] M. Kaselimi, N. Doulamis, A. Voulodimos, A. Doulamis, and E. Protopapadakis, “Energan++: A generative adversarial gated recurrent network for robust energy disaggregation,” *IEEE Open Journal of Signal Processing*, vol. 2, pp. 1–16, 2021.
- [104] S. Welikala, C. Dinesh, R. I. Godaliyadda, M. P. B. Ekanayake, and J. Ekanayake, “Robust non-intrusive load monitoring (nilm) with unknown loads,” in *2016 IEEE International Conference on Information and Automation for Sustainability (ICIAfS)*, 2016, pp. 1–6.
- [105] H. Rafiq, X. Shi, H. Zhang, H. Li, M. K. Ochani, and A. A. Shah, “Generalizability improvement of deep learning-based non-intrusive load monitoring system using data augmentation,” *IEEE Transactions on Smart Grid*, vol. 12, no. 4, pp. 3265–3277, 2021.
- [106] D. Murray, L. Stankovic, and V. Stankovic, “Transparent ai: explainability of deep learning based load disaggregation,” in *Proceedings of the 8th ACM International Conference on Systems for Energy-Efficient Buildings, Cities, and Transportation*, 2021, pp. 268–271.
- [107] N. Mehrabi, F. Morstatter, N. Saxena, K. Lerman, and A. Galstyan, “A survey on bias and fairness in machine learning,” *ACM Computing Surveys (CSUR)*, vol. 54, no. 6, pp. 1–35, 2021.
- [108] J. Z. Kolter and M. J. Johnson, “Redd: A public data set for energy disaggregation research,” in *Workshop on data mining applications in sustainability (SIGKDD)*, San Diego, CA, vol. 25, no. Citeseer, 2011, pp. 59–62.
- [109] K. Anderson, A. Oceau, D. Benitez, D. Carlson, A. Rowe, and M. Berges, “Blued: A fully labeled public dataset for event-based non-intrusive load monitoring research,” *Proceedings of the 2nd KDD Workshop on Data Mining Applications in Sustainability (SustKDD)*, pp. 1–5, 01 2012.
- [110] J. Zimmermann, M. Evans, J. Griggs, N. King, L. Harding, P. Roberts, and C. Evans, “Household electricity survey: A study of domestic electrical product usage,” *Intertek Testing & Certification Ltd*, pp. 213–214, 2012.
- [111] M. Maasoumy, B. Sanandaji, K. Poolla, and A. Vincentelli, “Berds-berkeley energy disaggregation data set,” in *Proceedings of the Workshop on Big Learning at the Conference on Neural Information Processing Systems (NIPS)*, 2013, pp. 1–6.
- [112] N. Batra, A. Gulati, M. and Singh, and M. Srivastava, “It’s different: Insights into home energy consumption in india,” in *Proceedings of the 5th ACM Workshop on Embedded Systems For Energy-Efficient Buildings*, 2013, pp. 1–8.
- [113] A. Utama Nambi, A. Reyes Lua, and V. R. Prasad, “Loced: Location-aware energy disaggregation framework,” in *Proceedings of the 2nd acm international conference on embedded systems for energy-efficient built environments*, 2015, pp. 45–54.
- [114] C. Beckel, W. Kleiminger, R. Cicchetti, T. Staake, and S. Santini, “The eco data set and the performance of non-intrusive load monitoring algorithms,” in *Proceedings of the 1st ACM conference on embedded systems for energy-efficient buildings*, 2014, pp. 80–89.
- [115] A. Monacchi, D. Egarter, W. Elmenreich, S. D’Alessandro, and A. Tonello, “Greend: An energy consumption dataset of households in italy and austria,” in *2014 IEEE International Conference on Smart Grid Communications (SmartGridComm)*. IEEE, 2014, pp. 511–516.
- [116] J. Gao, S. Giri, E. Kara, and M. Bergés, “Plaid: a public dataset of high-resolution electrical appliance measurements for load identification research: demo abstract,” *Proceedings of the 1st ACM Conference on Embedded Systems for Energy-Efficient Buildings*, 2014.
- [117] T. Picon, M. Meziane, P. Ravier, G. Lamarque, C. Novello, J. Bunetel, and Y. Raingeaud, “Cooll: Controlled on/off loads library, a public dataset of high-sampled electrical signals for appliance identifi-

- cation,” *arXiv preprint arXiv:1611.05803*, 2016.
- [118] T. Kriechbaumer and H. Jacobsen, “Blond, a building-level office environment dataset of typical electrical appliances,” *Scientific data*, vol. 5, no. 1, pp. 1–14, 2018.
- [119] F. Jazizadeh, M. Afzalan, B. Becerik-Gerber, and L. Soibelman, “Embed: A dataset for energy monitoring through building electricity disaggregation,” in *Proceedings of the Ninth International Conference on Future Energy Systems*, 2018, pp. 230–235.
- [120] C. Klemenjak, C. Kovatsch, M. Herold, and W. Elmenreich, “A synthetic energy dataset for non-intrusive load monitoring in households,” *Scientific data*, vol. 7, no. 1, pp. 1–17, 2020.
- [121] M. Wenninger, A. Maier, and J. Schmidt, “Deddiag, a domestic electricity demand dataset of individual appliances in germany,” *Scientific Data*, vol. 8, no. 1, pp. 1–15, 2021.
- [122] N. Goddard, J. Kilgour, D. Pullinger, M. and Arvind, H. Lovell, J. Moore, D. Shipworth, C. Sutton, J. Webb, N. Berliner *et al.*, “Ideal household energy dataset,” *Scientific Data*, vol. 8, no. 1, pp. 1–18, 2021.
- [123] C. Shin, S. Joo, H. Yim, J. and Lee, T. Moon, and W. Rhee, “Subtask gated networks for non-intrusive load monitoring,” in *Proceedings of the AAAI Conference on Artificial Intelligence*, vol. 33, no. 01, 2019, pp. 1150–1157.
- [124] W. Yang, C. Pang, J. Huang, and X. Zeng, “Sequence-to-point learning based on temporal convolutional networks for nonintrusive load monitoring,” *IEEE Transactions on Instrumentation and Measurement*, vol. 70, pp. 1–10, 2021.
- [125] J. Lin, J. Ma, J. Zhu, and H. Liang, “Deep domain adaptation for non-intrusive load monitoring based on a knowledge transfer learning network,” *IEEE Transactions on Smart Grid*, vol. 13, no. 1, pp. 280–292, 2021.
- [126] Y. Liu, L. Zhong, J. Qiu, J. Lu, and W. Wang, “Un-supervised domain adaptation for non-intrusive load monitoring via adversarial and joint adaptation network,” *IEEE Transactions on Industrial Informatics*, vol. 18, no. 1, pp. 266–277, 2022.
- [127] P. Huber, A. Calatroni, and A. Rumsch, A. and Paice, “Review on deep neural networks applied to low-frequency nilm,” *Energies*, vol. 14, no. 9, p. 2390, 2021.
- [128] A. Harell, R. Jones, S. Makonin, and I. Bajić, “Tracegan: Synthesizing appliance power signatures using generative adversarial networks,” *IEEE Transactions on Smart Grid*, vol. 12, pp. 4553–4563, 2021.
- [129] D. P. B. Renaux, F. Pottker, H. Ancelmo, A. Lazzaretti, C. R. E. Lima, E. Linhares, R. R. and Oroski, L. S. Nolasco, L. T. Lima, B. M. Mulinari *et al.*, “A dataset for non-intrusive load monitoring: Design and implementation,” *Energies*, vol. 13, no. 20, p. 5371, 2020.
- [130] S. Makonin and F. Popowich, “Nonintrusive load monitoring (nilm) performance evaluation,” *Energy Efficiency*, vol. 8, no. 4, pp. 809–814, 2015.
- [131] L. Pereira, “Nilmpeds: A performance evaluation dataset for event detection algorithms in non-intrusive load monitoring,” *Data*, vol. 4, no. 3, p. 127, 2019.
- [132] L. Pereira and N. Nunes, “A comparison of performance metrics for event classification in non-intrusive load monitoring,” in *2017 IEEE International Conference on Smart Grid Communications (SmartGridComm)*. IEEE, 2017, pp. 159–164.
- [133] N. Batra, J. Kelly, O. Parson, H. Dutta, W. Knottenbelt, A. Rogers, A. Singh, and M. Srivastava, “Nilmtk: An open source toolkit for non-intrusive load monitoring,” in *Proceedings of the 5th International Conference on Future Energy Systems*, ser. e-Energy ’14. New York, NY, USA: Association for Computing Machinery, 2014, p. 265–276.
- [134] R. Kukunuri, N. Batra, A. Pandey, R. Malakar, R. Kumar, O. Krystalakos, M. Zhong, P. Meira, and O. Parson, “Nilmtk-contrib: Towards reproducible state-of-the-art energy disaggregation,” in *Proc. AI Social Good Workshop*, 2020, pp. 1–5.
- [135] M. Gupta and A. Majumdar, “Handling missing data and outliers in energy disaggregation,” in *Special Section on Current Research Topics in Power, Nuclear and Fuel Energy, SP-CRTPNFE, from the International Conference on Recent Trends in Engineering, Science and Technology*, 2016.
- [136] S. Sykiotis, M. Kaselimi, A. Doulamis, and N. Doulamis, “Electricity: An efficient transformer for non-intrusive load monitoring,” *Sensors*, vol. 22, no. 8, 2022.



MARIA KASELIMI received the Diploma, MSc and PhD degrees from National Technical University of Athens (NTUA). Her research interest focuses on machine learning, signal processing techniques, data analysis and modeling with applications in the fields of earth monitoring and environment. She has 25 papers in international journals and conferences and more than 160 citations. She has been involved in several European research projects, as researcher.



EFTYCHIOS PROTOPAPADAKIS studied production engineering and management at Technical University of Crete. His educational background includes a M.S. degree in management and business administration and a Ph.D. in decision systems, both at the same university. He has worked as engineer in European (4D-CH-World, BENEFICE, eVACUATE, ROBO-SPECT, Terpsichore, WaterSpy) and Intereg (e-Park, Poseidon) projects since 2010. His research interests focus on machine learning applications. He has explored the applicability of semi-supervised techniques in maritime surveillance, energy applications, elder people support, industrial workflow monitoring, structural assessment of tunnel infrastructures, and cultural heritage applications. Eftychios has co-authored more than forty publications, receiving more than 2500 citations.



ANASTASIOS DOULAMIS (Member, IEEE) received the Diploma and PhD degree in Electrical and Computer Engineering from the National Technical University of Athens (NTUA) with highest honor. Until January 2014, he was an Associate Professor at the Technical University of Crete and now is an Assistant Professor at NTUA. He has received several awards in his studies, including the Best Greek Student Engineer, Best Graduate Thesis Award. He has also served as program committee in several major conferences of IEEE and ACM. He is author of more than 350 papers in leading journals and conferences receiving more than 7541 citations.

...



ATHANASIOS VOULODIMOS (Member, IEEE) received the Dipl.-Ing., M.Sc., and Ph.D. degrees from the School of Electrical and Computer Engineering of the National Technical University of Athens (NTUA) ranking at the top of his class. He is an Assistant Professor with the School of Electrical and Computer Engineering at NTUA. From 2018 to 2021 he was an Assistant Professor at the Department of Informatics and Computer Engineering of the University of West Attica.

He has been involved in several European research projects, as a Senior Researcher and a Technical Manager. He was recipient of the awards for his academic performance and scientific achievements and has coauthored more than 120 papers in international journals, conference proceedings and books in the research areas of machine learning and signal processing, including their applications in earth sciences, energy and environmental engineering, receiving more than 3000 citations.



NIKOLAOS DOULAMIS (Member, IEEE) received the Diploma and Ph.D. degree in electrical and computer engineering from the National Technical University of Athens (NTUA) both with the highest honor. He is currently an Associate Professor with the NTUA. He has received many awards (e.g., Best Student among all Engineers, Best Paper Awards). He was an Organizer and/or TPC in major IEEE conferences. He has authored more than 75 (240) journals (conference) papers

in the field of signal processing and machine learning, many of them with applications in geoinformatics and earth sciences, and received more than 7800 citations. He has been involved in several European research projects.