

Multi-granularity Item-based Contrastive Recommendation

RUOBING XIE*, WeChat, Tencent, China

ZHIJIE QIU*, WeChat, Tencent, China

BO ZHANG, WeChat, Tencent, China

LEYU LIN, WeChat, Tencent, China

Contrastive learning (CL) has shown its power in recommendation. However, most CL-based recommendation models build their CL tasks merely focusing on the user’s aspects, ignoring the rich diverse information in items. In this work, we propose a novel Multi-granularity item-based contrastive learning (MicRec) framework for the matching stage (i.e., candidate generation) in recommendation, which systematically introduces multi-aspect item-related information to representation learning with CL. Specifically, we build three item-based CL tasks as a set of plug-and-play auxiliary objectives to capture item correlations in feature, semantic and session levels. The feature-level item CL aims to learn the fine-grained feature-level item correlations via items and their augmentations. The semantic-level item CL focuses on the coarse-grained semantic correlations between semantically related items. The session-level item CL highlights the global behavioral correlations of items from users’ sequential behaviors in all sessions. In experiments, we conduct both offline and online evaluations on real-world datasets, where MicRec achieves significant improvements over competitive baselines. Moreover, we further verify the effectiveness of three CL tasks as well as the universality of MicRec on different matching models. The proposed MicRec is effective, efficient, universal, and easy to deploy, which has been deployed on a real-world recommendation system, affecting millions of users. The source code will be released in the future.

CCS Concepts: • **Information systems** → **Recommender systems**.

Additional Key Words and Phrases: recommendation, contrastive learning, matching, item-based CL

1 INTRODUCTION

Real-world personalized recommendation systems aim to provide items according to user preferences from million-level item candidates [18, 25]. It is challenging to directly conduct complicated ranking algorithms on the entire large corpus, for even the linear complexity with million-level corpus size is unacceptable [41]. Hence, practical recommendation systems usually adopt the classical two-stage architecture [5] to balance effectiveness and efficiency, which consists of ranking and matching modules. The *matching* module [32] (also named as candidate generation [5]) aims to retrieve a small subset of (usually hundreds of) item candidates from the million-level large corpora. In contrast, the *ranking* module focuses on the specific ranks of items for the final display [29]. Ranking and matching cooperate to provide appropriate items accurately and efficiently in real-world recommendation systems.

Matching should jointly consider recommendation accuracy, efficiency, and diversity. The two-tower architecture is the main-stream matching method widely used in large-scale systems [34]. Precisely, two different neural networks are conducted to learn user and item representations separately. The similarities between user and item representations are used for offline training and online serving [14, 28]. However, existing models mainly concentrate on the CTR-oriented

*Both authors have equal contributions. Ruobing Xie is the corresponding author.

Permission to make digital or hard copies of all or part of this work for personal or classroom use is granted without fee provided that copies are not made or distributed for profit or commercial advantage and that copies bear this notice and the full citation on the first page. Copyrights for components of this work owned by others than the author(s) must be honored. Abstracting with credit is permitted. To copy otherwise, or republish, to post on servers or to redistribute to lists, requires prior specific permission and/or a fee. Request permissions from permissions@acm.org.

© 2022 Copyright held by the owner/author(s). Publication rights licensed to ACM.

Manuscript submitted to ACM

objectives, struggling with the *sparsity* and *popularity bias* issues. These issues are even more serious in matching, since matching should deal with million-level item candidates and the supervised user-item labels are more sparse relatively. Recently, with the blooming of contrastive learning (CL) [2], plenty of CL-based models are adopted in recommendation tasks, which alleviate the sparsity and popularity bias issues via self-supervised learning (SSL) [39]. However, most CL-based recommendations only depend on different *user* augmentations from various user aspects such as user behavior sequence [20, 40], user behavior graph [23, 27], and social relation [35], ignoring the rich multi-granularity information in *items*. Furthermore, the item representation plays an essential role as one tower’s output in the two-tower matching architecture, which multiplies the significance of designing item-focused CL models for matching.

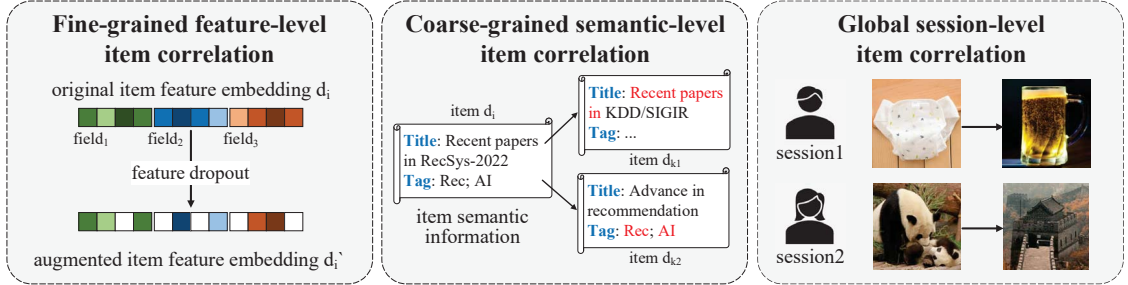


Fig. 1. Multi-granularity item correlations in real-world recommender systems.

In this work, we attempt to systematically conduct **item-based contrastive learning tasks** for matching. However, an item could be described from multiple granularities, such as its features, semantics, and behavioral information. Fig. 1 shows three aspects of item correlations. (a) The fine-grained feature correlations of items reflect the element-level similarities between items and their augmentations built via masking/dropout strategies. (b) The coarse-grained semantic correlations highlight items’ semantic similarities extracted from titles, tags or contents. Differing from feature correlations, semantic correlations measure the relevances between different items. (c) The global session-level correlations capture items’ behavioral similarities via users’ sequential behaviors in all sessions. For example, the [diaper→beer] and [panda→the Great Wall] sessions in Fig. 1 reveal surprising and reasonable item associations beyond explicit features and semantics. These three types of item correlations help to build a comprehensive understanding of all items from different aspects, which is essential especially in matching that should handle million-level items. The key challenge is how to jointly encode multi-granularity item information into item representations via CL tasks.

To address this challenge, we propose a novel **Multi-granularity Item-based Contrastive Recommendation (MicRec)** framework, which aims to understand item correlations from feature, semantic, and session levels. Precisely, we design three item-based CL tasks, namely the feature-level item CL, the semantic-level item CL, and the session-level item CL. (1) The **feature-level item CL** focuses on the fine-grained feature correlations at the element level. It builds item augmentations via different types of feature dropouts as positive samples, and learns feature-level item correlations via self-supervised training (SSL). (2) The **semantic-level item CL** aims to model item similarities from the coarse-grained semantic aspect. Relevant items sharing the same item taxonomies (e.g., tags, categories) or similar titles and contents are viewed as the positive item pairs in this CL task. (3) The **session-level item CL** captures more implicit item behavioral similarities via item co-occurrences in all sessions. Item pairs with high co-occurrence frequencies in the global view are considered as the positive samples. We conclude the advantages of MicRec as follows: (1) the multi-granularity item-based CL tasks function as auxiliary SSL losses, which enable more sufficient training (especially

for items with fewer behaviors) to fight against sparsity, learn better item representations and improve matching performances. (2) Through these multi-granularity CL tasks, item representations are powered with different item correlations from fine-grained feature, coarse-grained semantic, and global session levels, which is beneficial for both accuracy and diversity. (3) MicRec is a plug-and-play framework that could be conveniently deployed on almost all matching models. It is effective, scalable, and developer-friendly, which is welcomed by industrial systems.

In experiments, we evaluate MicRec on two real-world large-scale recommendation datasets and achieve significant improvements over competitive baselines. We further conduct an online evaluation to show its advantages in practical scenarios. Moreover, we conduct an ablation study to verify the effectiveness of different CL tasks. We also deploy MicRec with other matching models to confirm its universality. The contributions of this work are as follows:

- We highlight the importance of item-based contrastive learning in recommendation. To the best of our knowledge, we are the first to systematically consider multi-granularity item-based CL in recommendation.
- We creatively propose a set of item-based CL tasks from fine-grained feature, coarse-grained semantic, and global session levels, which can jointly improve accuracy and diversity. These item-based CL tasks are effective, simple, and universal, which can be easily deployed on most matching models and scenarios, welcomed by the industry.
- The significant improvements in offline and online evaluations verify the effectiveness and universality of MicRec. Currently, MicRec has been deployed on a widely-used recommendation system, affecting millions of users.

2 RELATED WORK

Matching in Recommendation. The two-tower architecture is the main-stream method in practical matching, which learns user and item representations separately in two towers [5, 33]. Different models such as DeepFM [9], AutoInt [16], and AFN [4] could be used in user/item towers for feature interaction. Many two-tower models such as BERT4Rec [17], ICAN [28], and AFT [10] mainly concentrate on user behavior modeling in user tower. MIND [14] and ComiRec [1] focus on multi-interest modeling of users. In contrast, tree-based methods [41, 42], end-to-end deep retrieval [8], and graph-based methods [26] are also used in matching for specialized settings. In this work, we want to achieve deeper item understanding via CL. To verify the universality, we deploy MicRec on various matching models such as YoutubeDNN, AutoInt, and ICAN. It is also easy to deploy MicRec on models with sophisticated user modeling.

Contrastive Learning. Contrastive learning (CL) is a widely-used SSL method verified in CV [3], NLP [7], and recommendation [40]. MoCo [11] builds a large dynamic queue for storing negative samples with a momentum-based update. SimCLR [2] reveals the importances of data augmentation, learnable nonlinear transformation, and larger batch size. Barlow Twins [37] directly models the invariance term and redundancy reduction term between embeddings. Inspired by CL’s success, we also use CL to learn items from feature, semantic, and session aspects.

Contrastive Learning in Recommendation. Recently, SSL and CL have been verified in recommendation, which successfully address the sparsity and popularity bias issues [38, 39]. Many of these SSL models are built for sequential recommendation (generating certain user augmentations) [21, 24, 31]. S³-Rec [40] builds four CL tasks among items, attributes, sentences, and sub-sentences in sequential recommendation. Xie et al. [30] proposes mask, crop, reorder based sequence argumentation. Xia et al. [23] builds different views of session hypergraphs for CL between user session embeddings. Zhou et al. [39] adopts disentangled CL-based model to candidate generation with multi-intention queues. [22] further conducts personalized prompts with CL in various types of recommendation tasks. Other CL-based model focuses on graph learning [19], cold-start recommendation [31], cross-domain recommendation [27], multi-behavior recommendation [20], and social recommendation [35, 36]. Yao et al. [33] is the most related work that proposes

random/correlated feature masking (RFM/CFM) for item-based CL, while it only focuses on the fine-grained feature correlations. Differing from these works that mainly focus on user-based augmentations, we design a novel set of item-based CL tasks learning from different granularities of items. To the best of our knowledge, we are the first to jointly consider feature-level, semantic-level, and session-level item-based CL in recommendation.

3 METHODOLOGY

3.1 Preliminaries

Large-scale recommendation systems usually adopt the classical two-stage framework [5] to balance effectiveness and efficiency. Matching (i.e., candidate generation) is the first stage to retrieve a small subset of high-quality items from million-level candidates efficiently [14, 28]. In this work, we propose MicRec mainly to improve the matching module.

3.1.1 Two-tower Architecture. The two-tower architecture is the most widely-used matching model in practice [14, 28]. A typical two-tower matching model usually uses two neural networks to construct user and item representations separately. Formally, we build the user and item representations \mathbf{u}_i and \mathbf{d}_k as $\mathbf{u}_i = \text{DNN}^u(f_i^u)$ and $\mathbf{d}_k = \text{DNN}^d(f_k^d)$, where $\text{DNN}^u(\cdot)$ and $\text{DNN}^d(\cdot)$ are the neural networks for user’s and item’s feature extractions. f_i^u and f_k^d are the input raw feature embeddings of user and item. The classical sampled softmax is often used as the training objective:

$$L = - \sum_{(u_i, d_k) \in S^+} \log \frac{\exp(\mathbf{d}_k^\top \mathbf{u}_i)}{\sum_{(u_i, d_j) \in S^-} \exp(\mathbf{d}_j^\top \mathbf{u}_i)}. \quad (1)$$

S^+ and S^- are positive (e.g., clicked items) and randomly sampled negative sets. In online serving, an approximate nearest neighbor server such as FAISS [13] is used to fast retrieve items via the similarity between user and item representations following Eq. (1). In the two-tower architecture, the item representations have stronger impacts on the final matching scores. Hence, the proposed item-based CL is more significant in such architecture.

3.1.2 Multi-granularity Item Information. In practical scenarios, algorithms should make full use of multi-aspect item features for a comprehensive understanding. Here, we introduce the item information used in MicRec as follows:

- **Item features.** We follow conventional models [16, 28] that divide item features into feature fields. MicRec considers various item attributes (e.g., ID, tag, provider) to form the raw item embeddings. This information helps to build the *fine-grained feature correlations* between item features after feature-based augmentation.
- **Item semantics.** Semantics is the central information of items. Semantically similarities are often reflected by similar item titles, similar contents, and sharing the same taxonomies between two items. This information helps to model the *coarse-grained semantic correlations* between two items in the semantic-level item CL.
- **Sessions.** Items sequentially clicked by a user in a short time may have implicit but reasonable behavioral correlations (e.g., [diaper→beer] in Fig. 1). We calculate the global co-occurrences of items in the same session based on all sessions. This behavioral information reflects the *global session correlations* between two items.

All three types of item information widely exist and can be easily collected in real-world systems. They are used to generate self-supervised signals according to different aspects of item correlations in MicRec’s training.

3.2 Overall Framework

MicRec considers the classical two-tower architecture as the base model, and proposes three item-based CL tasks. Fig. 2 shows the item tower with our three multi-granularity item-based CL tasks. (a) The feature-level item CL utilizes

some feature dropouts to build item augmentations for CL. We design different dropout strategies at both feature element and feature field levels to learn better item representations. (b) In semantic-level item CL, related items having similar semantics (e.g., titles, taxonomies, contents) are regarded as positive pairs in CL. It focuses on the semantic similarities between real item embeddings. (c) The session-level item CL provides a new train of thought for modeling item similarities via the global item co-occurrences within sessions. It considers the global user sequential behaviors as an essential supplement to the matching module. This multi-granularity CL helps to build more powerful item representations for all million-level popular and long-tail items via additional SSL, which is especially significant for the matching models with the two-tower architecture. Note that MicRec is effective and universal, which is convenient to be deployed on different online systems with most embedding-based matching models.

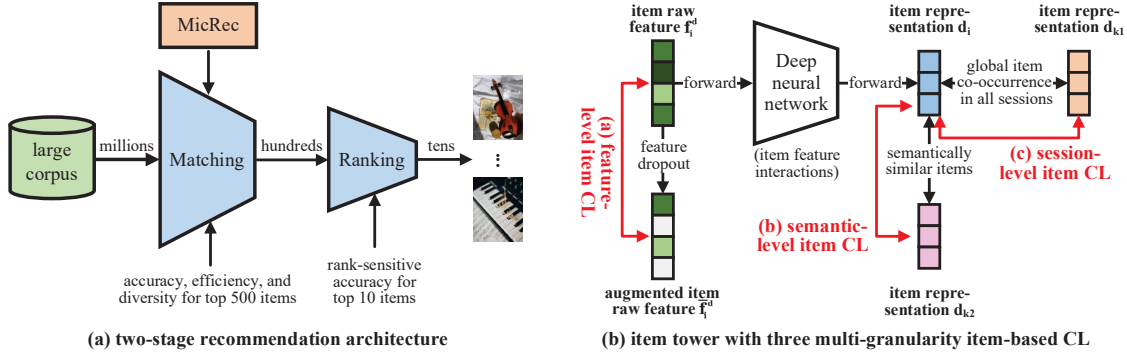


Fig. 2. Overall framework: (a) two-stage architecture. (b) MicRec’s item tower with three multi-granularity item-based CL tasks.

3.3 Feature-level Item Contrastive Learning

Feature dropout or masking is one of the most general and widely-used data augmentation methods in CL [7, 33]. In MicRec, the i -th input item embedding f_i^d is the concatenation of the item’s field embeddings (e.g., trainable ID embedding f_i^I , tag embedding f_i^T , provider embedding f_i^P). For each item embedding f_i^d , we conduct a feature-level dropout to get the item’s augmented embedding as $\tilde{f}_i^d = \text{Dropout}(f_i^d)$. We define $g_f(f_i^d, \tilde{f}_j^d)$ as the similarity score between the original d_i and augmented d_j , which is noted as:

$$g_f(f_i^d, \tilde{f}_j^d) = (\text{MLP}_f(f_i^d))^\top \text{MLP}_f(\tilde{f}_j^d). \quad (2)$$

$\text{MLP}_f(\cdot)$ is a multi-layer perception, which works as a projector that outputs transformed embeddings for similarity calculations. The feature-level item CL loss L_{fea} is defined following classical CL losses [2] as follows:

$$L_{fea} = - \sum_B \sum_{d_i \in B} \log \frac{\exp(g_f(f_i^d, \tilde{f}_i^d)/\tau)}{\sum_{d_j \in N_{Bi}} \exp(g_f(f_i^d, \tilde{f}_j^d)/\tau)}. \quad (3)$$

$d_i \in B$ indicates that d_i is in the batch B , while $d_j \in N_{Bi}$ represents the negative samples (i.e., $d_j \in B$ and $d_j \neq d_i$). τ is the temperature of CL. Here, we want items to be closer to their augmentations than other items’. We provide three possible feature dropout strategies for different item augmentations according to practical demands:

- Element-level dropout, which randomly masks elements in the raw feature embedding f_i^d with a certain mask ratio. The mask ratio controls the confidence level and generalization ability of the self-supervised signal.

- Field-level dropout, which randomly replaces whole feature fields (e.g., f_i^I, f_i^T, f_i^P) with zero-paddings. It could alleviate the noisy/missing feature field issues in practice.
- Categorical feature dropout, which is designed for categorical features having multiple values (e.g., tags). Some tags are randomly ignored when building the overall tag field embedding f_i^T in this dropout.

Different feature dropout strategies could be used to fit practical scenarios. Note that the correlated feature masking proposed in [33] could also be used as another field-level dropout, while it does not bring in much improvement for we only have a small number of item feature fields. Feature-level CL provides better item representation learning.

3.4 Semantic-level Item Contrastive Learning

The feature-level item CL, following classical SSL methods, suggests that an item should be similar to its generated feature-based augmentations [33, 39]. In contrast, the semantic-level item CL suggests that items should be similar to other semantically similar items, regarding these related items as natural coarse-grained augmentations of the current items. For each item d_i , we first build its semantically similar item set P_i^t as the positive sample set in CL. We also randomly select other items not in P_i^t to form the negative set N_i^t . The similarity function $g_t(d_i, d_j)$ between d_i and d_j is calculated based on $\mathbf{d}_i = \text{DNN}^d(f_i^d)$. Formally, the semantic-level item CL loss L_{sem} is as:

$$L_{sem} = - \sum_{d_i} \sum_{d_k \in P_i^t} \log \frac{\exp(g_t(\mathbf{d}_i, \mathbf{d}_k)/\tau)}{\sum_{d_j \in N_i^t} \exp(g_t(\mathbf{d}_i, \mathbf{d}_j)/\tau)}, \quad g_t(\mathbf{d}_i, \mathbf{d}_j) = (\text{MLP}_t(\mathbf{d}_i))^\top \text{MLP}_t(\mathbf{d}_j). \quad (4)$$

$\text{MLP}_t(\cdot)$ is the projector of our semantic-level item CL. It helps to measure item similarities in the semantic space. d_k and d_j are the positive and negative samples of d_i from the semantic view. L_{sem} can make full use of unsupervised coarse-grained semantic item correlations, which is beneficial especially for items having fewer interactions.

Item semantics can be represented by different attributes, such as item titles, taxonomies, and contents. We propose a series of metrics to collect the semantically similar items according to different attributes:

- For item titles, we adopt their sentence embeddings learned from a pre-training model (e.g., we use BERT [6] in MicRec) as the title embeddings. The top-k nearest items retrieved by the cosine similarities between title embeddings are viewed as the semantically similar positive samples in semantic-level item CL.
- For taxonomies (e.g., tag), we directly regard items having the same taxonomies as positive samples of each other.
- For item contents such as videos and texts, we could also use pre-trained visual or textual encoders to learn the content embeddings as item semantics. The positive samples are selected via the cosine content similarities.

These attributes have their own pros and cons in different scenarios. Item titles are closest to the exact information exposed to users which has large impact on CTR, while they may suffer from clickbaits and title-content mismatch. Taxonomies are well organized and more generalized, while they are also not that specific and may bring in noises. Item content is more comprehensive compared to the above semantic carriers, while its performance strongly relies on their content encoders. Therefore, we need to choose appropriate semantic information based on the practical systems. Note that item semantics are often used as features and considered in feature-level CL. However, the semantic-level CL works differently from feature-level CL, since the former CL compares items with real semantically similar items (e.g., d_i and d_k), while the latter CL compares with virtual generated augmentations of item features via semantic and other feature dropouts (e.g., f_i^d and \tilde{f}_i^d). Both two CL tasks cooperate well to further improve the matching results.

3.5 Session-level Item Contrastive Learning

Besides features and semantics, users’ sequential behaviors in sessions also reflect implicit correlations between items. Items appearing adjacently in a session are very likely to have certain correlations. Taking the classical [diaper→beer] for example, these two items do have correlations, while their correlations cannot be explicitly captured at feature or semantic levels. In this case, the behavioral information of sessions can benefit representation learning.

To make full use of the behavioral correlations in sessions, we propose a novel session-level item CL. Specifically, given a session $s = \{d_1, \dots, d_n\}$ of n sequentially clicked items, any two items $d_i, d_j \in s$ have one co-occurrence relation. Next, we scan all sessions in the train set to learn the co-occurrence matrix of all item pairs. For the i -th item, we build its positive sample set P_i^s in the session view via a weighted sampling over all its co-occurred items, where their weights are proportional to the co-occurrence counts. The i -th negative sample set N_i^s are randomly selected from all items that have not co-occurred with d_i in any session. We build L_{sess} with similar session-level similarity $g_s(\mathbf{d}_i, \mathbf{d}_j)$ as:

$$L_{sess} = - \sum_{d_i} \sum_{d_k \in P_i^s} \log \frac{\exp(g_s(\mathbf{d}_i, \mathbf{d}_k)/\tau)}{\sum_{d_j \in N_i^s} \exp(g_s(\mathbf{d}_i, \mathbf{d}_j)/\tau)}, \quad g_s(\mathbf{d}_i, \mathbf{d}_j) = (\text{MLP}_s(\mathbf{d}_i))^\top \text{MLP}_s(\mathbf{d}_j). \quad (5)$$

L_{sess} captures the global session-level correlations between items, assuming that items appearing together more times in a session should be more similar. Differing from [23] that focuses on contrasting users’ local session embeddings, we are the first to concentrate on the global session-level item correlations in recommendation via item-based CL.

3.6 Specifications of MicRec

In MicRec, all three item-based CL tasks cooperate well with each other as auxiliary losses. In this subsection, we give the detailed implementations of the two-tower networks and the multi-task optimization objective.

MicRec is a universal and easy-to-deploy framework that can work with most embedding-based models. We follow the state-of-the-art multi-channel matching model ICAN [28] to build MicRec’s two-tower neural networks, since it considers industry-level feature interactions and has been verified in online matching system. ICAN designs a domain-specific vanilla attention and a field-level self-attention to learn user behavioral features, and build user and item towers via 3-layer MLPs. We inherit the main neural structure of ICAN and remove its multi-domain designs. Formally, the final user representations \mathbf{u}_i used in the matching loss as Eq. (1) is defined as follows:

$$\mathbf{u}_i = \text{MLP}_u(\text{Concat}(\mathbf{u}_i^{behav}, \mathbf{u}_i^{other})), \quad \mathbf{u}_i^{behav} = \text{Flatten}(\text{Transformer}(F_i^b)). \quad (6)$$

F_i^b is the raw behavior feature matrix of u_i . $\text{Flatten}(\cdot)$ concatenates all output embeddings after the transformer layer to get the user behavioral feature \mathbf{u}_i^{behav} . Next, \mathbf{u}_i^{behav} is combined with other user features \mathbf{u}_i^{other} and fed into a 3-layer MLP to get \mathbf{u}_i . As for the item tower, we follow the 3-layer MLP to model item-aspect feature interactions as $\mathbf{d}_k = \text{MLP}_d(f_k^d)$. We follow the classical sampled softmax matching loss L_S also used in [28] as the main objective:

$$L_S = - \sum_{(u_i, d_k) \in S^+} \log \frac{\exp(\mathbf{d}_k^\top \mathbf{u}_i)}{\sum_{(u_i, d_j) \in S^-} \exp(\mathbf{d}_j^\top \mathbf{u}_i)}, \quad (7)$$

S^+ represents the positive set (i.e., u_i has clicked d_k), and S^- is the negative set where d_j are randomly-sampled items not clicked by u_i . Differing from ranking, we do not directly use exposed-but-not-clicked items as negative labels. It is because that such negative items have been impressed to users and were viewed as “good” candidates by online ranking models, which are noisy and not that negative compared to randomly selected items in the overall million-level corpora.

Following classical CL-based models [39], we jointly learn the matching loss L_S and three item-based CL losses L_{fea} , L_{sem} , and L_{sess} in a multi-task learning manner with hyper-parameters λ_1 , λ_2 , and λ_3 as loss weights. We have:

$$L = L_S + \lambda_1 L_{fea} + \lambda_2 L_{sem} + \lambda_3 L_{sess}. \quad (8)$$

We implement MicRec on the two-tower architecture, since (1) it is widely-used, effective, efficient, flexible, and easy to deploy, and (2) its item representations have a direct influence on the final matching scores, which fits well with item-based CL. It is also convenient to deploy MicRec on other matching (and even ranking) models as plug-and-play objectives (see Sec. 5.7), or along with other user-based CL tasks for practical demands.

3.7 Motivations and Advantages of MicRec

In this subsection, we look back to examine the motivations and advantages of proposing MicRec in this task:

Why we use contrastive learning? Real-world recommendation struggles with data sparsity and popularity bias issues. CL is a widely-verified, easy-to-deploy, and universal SSL technique for different models and domains. Models can get more sufficient training via additional self-supervised signals in CL, which alleviates data sparsity [20, 40]. Moreover, CL-based models could reduce popularity bias via positive/negative sampling strategies [39].

Why we focus on multi-granularity item-based CL? (1) Most existing CL-based models focus on user-based information and augmentations in CL [23, 40]. Items are also essential in recommendation, while few works focus on item-based CL. (2) Items in real-world systems have multiple informative attributes to measure different types of item correlations, which are essential supplements to sparse user-item clicks for more sufficient training. (3) The multi-granularity CL induces models to recommend for different reasons, which also benefits diversity.

Why we adopt MicRec mainly on matching? (1) Conducting Item-based CL in matching is more profitable. The learned item representations d_k have a larger and more explicit impact on the matching score in Eq. (1) compared to ranking models with complicated user-item interactions. (2) MicRec is suitable for matching, since it highly values diversity [26], which can be improved via the diversified SSL signals from three item correlations besides clicks.

Why can MicRec achieve improvements on accuracy and diversity? (1) The feature-level CL brings in additional SSL signals via dropout-based augmentations to reduce sparsity. (2) The semantic-level CL brings in more training opportunities for items with fewer behaviors (picked as positive samples via semantics, not behaviors). (3) The session-level CL strengthens the implicit group preferences hidden in global user sequential behaviors, which benefits both accuracy and diversity as a supplement to the user-click-item signals. Sec. 5.6 gives more quantitative analyses.

4 ONLINE DEPLOYMENT

4.1 Design Ideology and Online Implementation on Three CL Tasks

MicRec attempts to systematically highlight multi-granularity item information via item-based CL tasks. Real-world recommendation systems welcome efficiency, universality, and minimalism. Over-complicated neural networks and unnecessary homogeneous auxiliary losses will reduce the generalization ability of models while multiplying the difficulties of online deployment and maintenance, which is fatal in online systems. Therefore, we take the Occam’s razor on MicRec’s model design to make sure it is *effective*, *efficient*, *universal*, and *easy-to-deploy*.

We have evaluated various implementations of three item-based CL tasks. For the feature-level item CL, we find that the element-level dropout with the mask ratio set as 0.5 could achieve significant improvements on both datasets. We have also tested the field-level and categorial feature dropouts, while they do not bring in many additional improvements

based on the element-level dropout in our datasets. It may be because that we do not have many feature fields (e.g., 3), which harms the performances of field-level dropouts. For the semantic-level item CL, we find that using item titles for semantic similarity calculations achieves the largest improvements. The information given by taxonomy-based CL is largely covered by the feature-level item CL, for taxonomies are used as item features in our system. We have also tested the content embeddings (we use different visual and textual encoders for videos and news). However, due to the noises brought by the imperfect content encoders (especially for videos), the content similarities may even confuse the overall training. Finally, we select the item title embeddings pre-calculated by BERT to find semantically similar items. For the session-level item CL, we use the default definition of sessions in our system (i.e., continuous consumption window of a user in no more than one hour) to count global item co-occurrences. We further emphasize item co-occurrences between items having the same categories in positive sampling to reduce noises. We directly adopt the widely-verified InfoNCE loss in [2] for its simplicity and universality, which are essential in real-world large-scale systems. For efficiency, we remove homogeneous implementations in each CL task that do not have many improvements. The refined MicRec version is used in offline and online. It is also flexible to use other item-based CL implementations for practical scenarios.

4.2 Online Serving

We have deployed MicRec on a real-world recommendation system, which is widely used by millions of users. MicRec functions as one of multiple matching channels with other modules unchanged (e.g., ranking). In offline routine training, all item representations are learned via MicRec and indexed for online serving, along with the user tower. The online serving is the same as the base model. For each request, the user tower first takes user features as inputs, and outputs a user representation dynamically via Eq. (6). Next, an approximate nearest neighbor server fast retrieves top-K similar items via user-item embedding similarities for the following ranking module. We use larger K (i.e., $K = 500$) in our practical matching module. We train MicRec on Tesla P40 with TensorFlow. Compared with the base model, MicRec adopts three additional CL losses, which inevitably brings in additional computation costs in offline training for each epoch. Nevertheless, the offline training time of MicRec is less than twice that of the base model, which is acceptable for daily training in our system. Note that MicRec has **equal online memory/computation costs** compared to its base model. Due to anonymity, we will give the name and more detailed descriptions of our systems in the released version.

5 EXPERIMENTS

In this work, we aim to answer the following research questions: **(RQ1)**: How does MicRec perform in offline evaluation (Sec. 5.4)? **(RQ2)**: How does MicRec affect the online performances in a real-world system (Sec. 5.5)? **(RQ3)**: What are the effects of three proposed item-based CL tasks on both accuracy and diversity (Sec. 5.6)? **(RQ4)**: Does MicRec still have consistent improvements when deployed on other matching models (Sec. 5.7)?

5.1 Datasets

Since there are very few open datasets that have million-level items with practical feature fields and session information, we build two industrial matching datasets of different scenarios from a widely-used recommendation system. The first Video-636M dataset contains nearly 25 million users with their 636 million click instances on 2.4 million videos. The second News-76M is a news recommendation dataset that has nearly 6.4 million users, 1.1 million news, and 76 million click instances. Following practical settings, we use the instances of the former few days as the train set, and use the instances of the latter few days as the test set. We have 47 million and 7.2 million click instances as the test set in two

datasets. For building item fields, we have nearly 202 thousand video tags and 141 thousand news tags. All data are preprocessed via data masking to protect user privacy. Table 1 shows the detailed statistics.

Table 1. Statistics of two large-scale industrial datasets.

dataset	# user	# item	# session	# click	# train	# test
Video-636M	25,476,322	2,406,028	58,595,540	635,774,650	589,255,682	46,518,968
News-76M	6,364,403	1,056,630	11,455,920	76,303,835	69,110,329	7,193,506

5.2 Competitors

In this work, we implement several competitive matching models and CL-based models as our competitors.

- **Factorization Machine (FM)**. FM [15] is a representative embedding-based matching model widely used in industrial matching systems. It uses latent vectors to capture the sparse second-order feature interactions.
- **YoutubeDNN**. The Youtube candidate generation model [5] brings DNNs into the two-tower architecture to model high-order feature interactions of user fields, which is also widely adopted in the industry.
- **DeepFM**. DeepFM [9] combines DNN with neural FM models in parallel to conduct user/item feature interactions separately inside the user and item towers under the two-tower architecture for matching.
- **AutoInt**. AutoInt [16] introduces the powerful self-attention layers to feature interaction modeling. For matching, we also adopt AutoInt to model intra-user and intra-item interactions in user and item towers respectively.
- **ICAN**. ICAN [28] is the SOTA multi-domain matching model verified in large-scale industrial datasets. Specifically for our single-domain matching task, we follow ICAN’s central neural networks (e.g., self-attention and 3-layer MLPs) and remove the contextual attention designed for multi-domain tasks. Note that the baseline ICAN is the same as the two-tower base model of MicRec in Sec. 3.6 for fair comparisons.
- **Yao et al. (2021)**: [33] is the SOTA SSL-based model for matching. It conducts two feature-level item-based CL tasks, namely Random feature masking (RFM) and Correlated feature masking (CFM). In our system, items have fewer feature fields (e.g., 3 for videos), and thus the original RFM and CFM with field-level masking do not perform well. We modify RFM with our element-level dropout as RFM*, which is equal to MicRec (*fea*).
- **MicRec’s ablation versions**. To verify the effectiveness of different item-based CL tasks, we further conduct different combinations of CL tasks as different ablation versions. Specifically, we regard *fea* as the feature-level CL, *sem* as the semantic-level CL, and *sess* as the session-level CL. We also use ICAN as the base model.

For fair comparisons, all MicRec and baselines share the same user and item features. We do not compare with existing customized CL-based ranking models [20, 23, 31, 35, 40] that mainly concentrate on user-based augmentations, since they focus on different tasks (e.g., ranking in sequential recommendation or social recommendation) and can be deployed simultaneously with our item-based CL tasks. We do not compare with [39] for it concentrates on a different debiased disentangled recommendation task. Instead, we focus on comparisons between different item-based CL tasks in matching as Sec. 4 and 5.6. Note that MicRec is a universal framework that could be adopted on almost all embedding-based matching models (e.g., ICAN, YoutubeDNN, AutoInt in Sec. 5.7). Hence, other neural structures for matching (e.g., [1, 26]) could also be easily deployed with MicRec, which is not the core focus of this work.

5.3 Experimental Settings

We deploy MicRec on the powerful matching model ICAN. Following [28], we utilize 20 most recent click behaviors to build input user behaviors. For user/item features, we have 8 feature fields in the Video-636M dataset, and 17 feature fields in the News-76M dataset, following the default feature settings in our online system. The dimensions of item field embeddings (e.g., trainable ID embedding, tag embedding) and user field embeddings (e.g., gender, age, location) are set as 64. The dimensions of output user/item representations are also 64. The dimensions of the output embeddings in the 3-layer MLP are 128, 64, and 64. These dimension sizes are determined according to the base model [28], considering the balance between online efficiency and effectiveness.

For the multi-granularity item-based CL, we conduct 1-layer projectors for all CL tasks, and select up to 50 negative samples for CL considering the efficiency. We have tested various implementations of each CL task as stated in Sec. 4. Considering both efficiency and effectiveness, we conduct the element-level dropout with the mask ratio set as 0.5 for feature-level item CL, and use item title embeddings learned by BERT for measuring semantic similarities in semantic-level item CL. For session-level item CL, we consider two items within an hour as an item co-occurrence in session. We directly set $\tau = 1$ for all three CL tasks, since MicRec is robust with different temperatures. In training, we use Adam with the learning rate $\alpha = 0.001$, and set the batch size as 4,096. Empirically, we set the CL loss weights $\lambda_1 = 1.0$, $\lambda_2 = 0.3$, $\lambda_3 = 0.1$ for videos, and set $\lambda_1 = 1.0$, $\lambda_2 = 0.1$, $\lambda_3 = 0.1$ for news. We conduct a grid search for parameter selection. We have tested the negative sample number of three CL among $\{10, 20, 50\}$, the feature mask ratio among $\{0.3, 0.5, 0.7, 0.9\}$. We also search different CL loss weight combinations with loss weights set as $\{0.05, 0.1, 0.3, 0.5, 1.0\}$. In general, MicRec is not that sensitive to other parameters within a reasonable range. Other baselines also follow the same training paradigm. We conduct 5 runs for models, and conduct a t-test to verify the significance of our improvements.

5.4 Offline Evaluation on Matching (RQ1)

5.4.1 Evaluation Protocols. The matching module *should value whether good items are retrieved*, not the specific ranks of good items, since items retrieved by matching will be re-ranked by following ranking modules. Hence, following classical matching models [14, 28, 39], we use the top N hit rate (HIT@N) as our matching metric instead of ranking metrics such as NDCG and AUC (since they are related to specific ranks of clicked items). We report HIT@N with different larger N [8, 28] such as 50, 100, 200, and 500 (we retrieve top-500 items in our online systems) to simulate the real-world matching systems, which usually select hundreds of items from million-level candidates in practice.

Table 2. Offline evaluation on matching. The improvements of MicRec over all baselines are significant (t-test with $p < 0.01$).

Model	Video-636M				News-76M			
	HIT@50	HIT@100	HIT@200	HIT@500	HIT@50	HIT@100	HIT@200	HIT@500
FM	0.1731	0.2487	0.3219	0.4495	0.2466	0.3072	0.3871	0.4843
YoutubeDNN	0.1779	0.2576	0.3375	0.4719	0.2691	0.3307	0.4116	0.5188
DeepFM	0.1825	0.2587	0.3368	0.4776	0.2659	0.3268	0.4083	0.5171
AutoInt	0.1859	0.2626	0.3552	0.4857	0.2716	0.3431	0.4213	0.5316
ICAN	0.1872	0.2627	0.3563	0.4873	0.2748	0.3438	0.4241	0.5403
RFM* (i.e., MicRec (fea))	0.1967	0.2752	0.3671	0.5065	0.2911	0.3609	0.4413	0.5605
MicRec (fea+sess)	0.2033	0.2751	0.3764	0.5134	0.3006	0.3689	0.4494	0.5693
MicRec (final)	0.2047	0.2831	0.3825	0.5209	0.3018	0.3719	0.4543	0.5758

5.4.2 *Experimental Results.* Table 2 shows the results, from which we can find that:

(1) MicRec achieves consistent improvements on all metrics compared with all baselines and ablation versions. The improvements over all baselines are significant with $p < 0.01$ via t-test. The deviations of MicRec models on all metrics are less than 0.002. It indicates that our multi-granularity item-based CL could well capture multi-granularity item correlations from feature, semantic, and session levels. These additional diversified SSL signals brought by item-based CL help to learn better item representations for all items, and thus enable better performances in matching.

(2) The improvements of MicRec mainly derive from the three item-based CL tasks. The sparsity issues in matching can be largely addressed via the multi-granularity self-supervised learning. Precisely, the feature-level CL provides additional training between items and their element-level augmentations. The semantic-level CL builds connections between semantically similar items, which helps long-tail items to get a necessary training. The session-level CL strengthens the sequential behavioral information to capture implicit *diaper-beer* correlations. These additional SSL losses are essential supplements especially for the majority long-tail items. The consistent improvements in MicRec’s evolutions (i.e., ICAN→ MicRec(fea)→MicRec(fea+sess)→MicRec(final)) confirm the effectiveness of our three CL tasks in matching. Moreover, the multi-granularity SSL signals bring in much more diversity compared with simply using user-click-item behaviors, which is also beneficial for prediction. Sec. 5.6 gives detailed quantitative analyses on the advantages of three item-based CL tasks in both recommendation accuracy and diversity metrics.

(3) Judging from the results on two datasets, we observe that MicRec has consistent improvements in modeling both video and news representations. Moreover, MicRec has more significant improvements on larger N, which confirms its adaptability in matching that often retrieves hundreds of items. We also verify that MicRec can be deployed on different matching models (e.g., YoutubeDNN and AutoInt in Sec. 5.7). The improvements on different datasets and matching models confirm the universality of MicRec functioned as an effective plug-and-play module.

5.5 Online Evaluation on Matching (RQ2)

5.5.1 *Evaluation Protocols.* We deploy MicRec on a real-world recommendation system as in Sec. 4 to show the power of MicRec in online. Specifically, MicRec is deployed as one of the online ensemble matching models with other modules unchanged. The online baseline is ICAN with the same online ensemble matching models. We deploy MicRec for the video scene. For the overall system, we concentrate on the following four online metrics: (1) average click count per capita (ACC), (2) average dwell time per capita (ADT), (3) average click count of cold-start users (ACC-c), and (4) average dwell time of cold-start users (ADT-c). For metrics on videos, we further measure: (5) average like rate per capita (ALR), and (6) average follow rate per capita (AFR) besides ACC and ADT. Formally, we define the metrics as follows:

$$ACC = \frac{\# \text{ of click counts}}{\# \text{ of users}}, \quad ADT = \frac{\text{all duration}}{\# \text{ of users}}, \quad ALR = \frac{\# \text{ of like counts}}{\# \text{ of users}}, \quad AFR = \frac{\# \text{ of follow counts}}{\# \text{ of users}}. \quad (9)$$

In real-world recommendation systems, click-related and duration-related metrics are still the most essential accuracy metrics. Hence, ACC and ADT are considered as the main online metrics to reflect users’ satisfaction. ACC-c and ADT-c focus on cold-start users. Besides, this online recommendation system also encourages users’ diverse active interactions, such as like and follow behaviors. Therefore, we also bring in additional ALR and AFR to measure user activeness and satisfaction from other aspects. We conduct the online A/B test for 7 days, affecting nearly 4 million users.

5.5.2 *Experimental Results.* Table 3 displays the improvement percentages of MicRec, from which we can find that:

(1) MicRec achieves significant improvements on all online metrics (significance level $p < 0.05$), which confirms the effectiveness of MicRec in online systems. ACC focuses on the central click-related metrics. ADT focuses on the user

Table 3. Online A/B tests on a real-world system. All improvements are significant (t-test with $p < 0.05$).

Overall	ACC	ADT	ACC-c	ADT-c	Video	ACC	ADT	ALR	AFR
MicRec	+3.287%	+1.389%	+11.517%	+6.472%	MicRec	+5.643%	+2.824%	+4.138%	+5.165%

duration, which can reduce the impact of clickbaits and reflect users’ real satisfaction. The consistent improvements imply that MicRec could retrieve more high-quality items for users in industrial recommendation pipeline.

(2) In the overall system, we discover that cold-start users get more improvements from MicRec. It indicates that our multiple CL-based losses help to provide essential supervised information as a supplement to sparse user-item interactions, which indirectly enhances the predictions of cold-start users. We also notice that there is an astonishing 1.536% improvement on the next day’s stay rate of cold-start users, which implies that the additional item-based CL tasks in MicRec could even improve the user stickiness to the system.

(3) In the video scene, besides the consistent improvements of ACC and ADT, we also find that MicRec outperforms the base model on ALR and AFR. The video scene encourages user active interactions such as *like* and *follow*, and the improvements on like- and follow- related metrics reconfirm users’ satisfaction on our recommended items.

5.6 Ablation Study on Recommendation Accuracy and Diversity (RQ3)

To verify the effectiveness of different item-based CL tasks in MicRec, we conduct an ablation study on Video-636M. Our multi-granularity item-based CL tasks are designed to alleviate the sparsity and popularity bias issues. Therefore, we conduct four ablation versions without certain CL tasks, and report both accuracy and diversity metrics.

5.6.1 Ablation Study on Recommendation Accuracy. Table 4 shows the HIT@N results of different ablation versions, we find that: (1) MicRec performs worse when any item-based CL loss is removed, which reconfirms the power of all multi-granularity CL tasks. Note that MicRec’s improvements are significant ($p < 0.05$ over MicRec’s ablation versions and $p < 0.01$ over other baselines). It implies that MicRec can alleviate the sparsity issue via SSL with feature, semantic, and session based item augmentations. (2) The feature-level item CL conducts element-level dropouts to build fine-grained feature-level augmentations for items. It is an effective and general way to introduce additional SSL-based training for capturing discriminative features among distinct instances [2]. (3) The semantic-level item CL focuses on the coarse-grained semantic similarities between item titles in SSL. We highlight this semantic information since it is directly exposed to users, which is one of the main factors that have a great influence on users. High-quality but low-exposure items could also benefit from this CL. (4) The session-level item CL highlights the global behavioral correlations between items according to the “unconscious crowd-sourcing” by user selections. The session information is an essential supplement to the user-item click behaviors in discovering sequential behavioral item connections.

Table 4. Impacts of three item-based CL tasks on recommendation accuracy and diversity.

Ablation version	HIT@50	HIT@500	coverage
MicRec	0.2047	0.5209	0.1606
- Feature-level item CL	0.2008	0.5092	0.1721
- Semantic-level item CL	0.2033	0.5134	0.1617
- Session-level item CL	0.2012	0.5108	0.0932
- all item-based CL	0.1872	0.4873	0.1242

5.6.2 *Ablation Study on Recommendation Diversity.* We further evaluate the diversity of different MicRec versions via a classical aggregate diversity metric named (item) coverage [12]. The *item coverage* measures the percentage of items in a dataset that the recommendation model is able to provide predictions for in the test set. It is quite suitable to measure diversity via item coverage in matching, since matching is the upper reaches of ranking, which should retrieve as many distinct items as it can that users may click. We find that: (1) MicRec outperforms its base model ICAN on coverage by a large margin, which confirms that MicRec can alleviate popularity bias and improve diversity via the proposed item-based CL. The diversity advantage of MicRec in matching is also a factor for the improvement of the online evaluation. (2) The session-level item CL is the main source of diversity, since the diverse and less predictable sequential behaviors accumulated from the global sessions can bring in more high-quality occasionality for exploration. Its huge diversity improvement also implies that the items detected by session-level item correlations cannot be easily covered by the base model and the other two CL tasks. (3) In contrast, feature-level and semantic-level CL tasks have slight side effects on diversity, for they will lower the weights of session-based item correlations that have huge gains. Finally, we select MicRec (fea+sess+sem) equipped with all three item-based CL tasks as the final MicRec version, since it has the best accuracy performance and relatively good diversity performance compared to the base model.

5.7 Universality of MicRec (RQ4)

To demonstrate MicRec’s universality, we further deploy our item-based CL tasks on other matching models. Fig. 3 shows the HIT@N results of different proposed CL combinations on YoutubeDNN [5] and AutoInt [16]. We can observe that: (1) In general, all feature-level, semantic-level, and session-level item CL tasks are effective even deployed on other models (while MicRec still has the best performances). It verifies the effectiveness and universality of MicRec with different matching models. (2) The feature-level and session-level CL tasks contribute the main part of the significant improvements. We also find that sometimes adding the semantic-level item CL only has marginal improvements or comparable results on HIT@50. It may be because that some additional information given by the semantic correlations has already been covered by semantic-related fields in feature-level CL. However, its effectiveness has been verified on larger N like 200 and 500. Hence, it is still helpful in real-world matching systems.

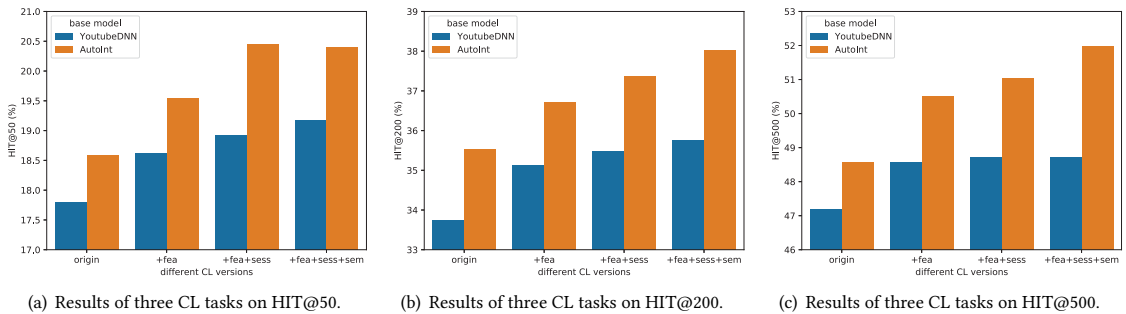


Fig. 3. Improvements of our multi-granularity item-based CL tasks deployed with YoutubeDNN and AutoInt on Video-636M.

6 CONCLUSIONS AND FUTURE WORK

In this work, we propose a novel MicRec framework, which designs three effective and universal feature-level, semantic-level, and session-level item-based CL to improve the matching performances. In real-world systems, MicRec achieves

significant online and offline improvements with different matching models and datasets, and has been deployed in online. In the future, we will design more effective item-based CL tasks, and jointly consider user-based and item-based CL tasks. We will also explore the universality of MicRec in ranking with more sophisticated models.

REFERENCES

- [1] Yukuo Cen, Jianwei Zhang, Xu Zou, Chang Zhou, Hongxia Yang, and Jie Tang. 2020. Controllable multi-interest framework for recommendation. In *Proceedings of KDD*.
- [2] Ting Chen, Simon Kornblith, Mohammad Norouzi, and Geoffrey Hinton. 2020. A simple framework for contrastive learning of visual representations. In *Proceedings of ICML*.
- [3] Ting Chen, Simon Kornblith, Kevin Swersky, Mohammad Norouzi, and Geoffrey Hinton. 2020. Big self-supervised models are strong semi-supervised learners. *Proceedings of NeurIPS*.
- [4] Weiyu Cheng, Yanyan Shen, and Linpeng Huang. 2020. Adaptive Factorization Network: Learning Adaptive-Order Feature Interactions. In *Proceedings of AAAI*.
- [5] Paul Covington, Jay Adams, and Emre Sargin. 2016. Deep neural networks for youtube recommendations. In *Proceedings of RecSys*.
- [6] Jacob Devlin, Ming-Wei Chang, Kenton Lee, and Kristina Toutanova. 2019. Bert: Pre-training of deep bidirectional transformers for language understanding. In *Proceedings of NAACL*.
- [7] Tianyu Gao, Xingcheng Yao, and Danqi Chen. 2021. SimCSE: Simple Contrastive Learning of Sentence Embeddings. In *Proceedings of ACL*.
- [8] Weihao Gao, Xiangjun Fan, Chong Wang, Jiankai Sun, Kai Jia, Wenzhi Xiao, Ruofan Ding, Xingyan Bin, Hui Yang, and Xiaobing Liu. 2021. Learning An End-to-End Structure for Retrieval in Large-Scale Recommendations. In *Proceedings of CIKM*.
- [9] Huifeng Guo, Ruiming Tang, Yunming Ye, Zhenguo Li, and Xiuqiang He. 2017. DeepFM: a factorization-machine based neural network for CTR prediction. In *Proceedings of IJCAI*.
- [10] Xiaobo Hao, Yudan Liu, Ruobing Xie, Kaikai Ge, Linyao Tang, Xu Zhang, and Leyu Lin. 2021. Adversarial Feature Translation for Multi-domain Recommendation. In *Proceedings of KDD*.
- [11] Kaiming He, Haoqi Fan, Yuxin Wu, Saining Xie, and Ross Girshick. 2020. Momentum contrast for unsupervised visual representation learning. In *Proceedings of CVPR*.
- [12] Jonathan L Herlocker, Joseph A Konstan, Loren G Terveen, and John T Riedl. 2004. Evaluating collaborative filtering recommender systems. *TOIS* (2004).
- [13] Jeff Johnson, Matthijs Douze, and Hervé Jégou. 2019. Billion-scale similarity search with gpus. *IEEE Transactions on Big Data* (2019).
- [14] Chao Li, Zhiyuan Liu, Mengmeng Wu, Yuchi Xu, Huan Zhao, Pipei Huang, Guoliang Kang, Qiwei Chen, Wei Li, and Dik Lun Lee. 2019. Multi-interest network with dynamic routing for recommendation at Tmall. In *Proceedings of CIKM*.
- [15] Steffen Rendle. 2010. Factorization machines. In *Proceedings of ICDM*.
- [16] Weiping Song, Chence Shi, Zhiping Xiao, Zhijian Duan, Yewen Xu, Ming Zhang, and Jian Tang. 2019. AutoInt: Automatic feature interaction learning via self-attentive neural networks. In *Proceedings of CIKM*.
- [17] Fei Sun, Jun Liu, Jian Wu, Changhua Pei, Xiao Lin, Wenwu Ou, and Peng Jiang. 2019. BERT4Rec: Sequential Recommendation with Bidirectional Encoder Representations from Transformer. In *Proceedings of CIKM*.
- [18] Jizhe Wang, Pipei Huang, Huan Zhao, Zhibo Zhang, Binqiang Zhao, and Dik Lun Lee. 2018. Billion-scale commodity embedding for e-commerce recommendation in alibaba. In *Proceedings of KDD*.
- [19] Jiancan Wu, Xiang Wang, Fuli Feng, Xiangnan He, Liang Chen, Jianxun Lian, and Xing Xie. 2021. Self-supervised Graph Learning for Recommendation. In *Proceedings of SIGIR*.
- [20] Yiqing Wu, Ruobing Xie, Yongchun Zhu, Xiang Ao, Xin Chen, Xu Zhang, Fuzhen Zhuang, Leyu Lin, and Qing He. 2022. Multi-view Multi-behavior Contrastive Learning in Recommendation. In *Proceedings of DASFAA*.
- [21] Yiqing Wu, Ruobing Xie, Yongchun Zhu, Fuzhen Zhuang, Xiang Ao, Xu Zhang, Leyu Lin, and Qing He. 2022. Selective Fairness in Recommendation via Prompts. In *Proceedings of SIGIR*.
- [22] Yiqing Wu, Ruobing Xie, Yongchun Zhu, Fuzhen Zhuang, Xu Zhang, Leyu Lin, and Qing He. 2022. Personalized Prompts for Sequential Recommendation. *arXiv preprint arXiv:2205.09666* (2022).
- [23] Xin Xia, Hongzhi Yin, Junliang Yu, Qinyong Wang, Lizhen Cui, and Xiangliang Zhang. 2021. Self-Supervised Hypergraph Convolutional Networks for Session-based Recommendation. In *Proceedings of AAAI*.
- [24] Chaojun Xiao, Ruobing Xie, Yuan Yao, Zhiyuan Liu, Maosong Sun, Xu Zhang, and Leyu Lin. 2021. UPRec: User-Aware Pre-training for Recommender Systems. *arXiv preprint arXiv:2102.10989* (2021).
- [25] Ruobing Xie, Cheng Ling, Yalong Wang, Rui Wang, Feng Xia, and Leyu Lin. 2020. Deep feedback network for recommendation. In *Proceedings of IJCAI*.
- [26] Ruobing Xie, Qi Liu, Shukai Liu, Ziwei Zhang, Peng Cui, Bo Zhang, and Leyu Lin. 2021. Improving Accuracy and Diversity in Matching of Recommendation with Diversified Preference Network. *TBD* (2021).

- [27] Ruobing Xie, Qi Liu, Liangdong Wang, Shukai Liu, Bo Zhang, and Leyu Lin. 2022. Contrastive Cross-domain Recommendation in Matching. In *Proceedings of KDD*.
- [28] Ruobing Xie, Zhijie Qiu, Jun Rao, Yi Liu, Bo Zhang, and Leyu Lin. 2020. Internal and Contextual Attention Network for Cold-start Multi-channel Matching in Recommendation. In *Proceedings of IJCAI*.
- [29] Ruobing Xie, Shaoliang Zhang, Rui Wang, Feng Xia, and Leyu Lin. 2021. Hierarchical reinforcement learning for integrated recommendation. In *Proceedings of AAAI*.
- [30] Xu Xie, Fei Sun, Zhaoyang Liu, Shiwen Wu, Jinyang Gao, Bolin Ding, and Bin Cui. 2020. Contrastive Learning for Sequential Recommendation. *arXiv preprint arXiv:2010.14395* (2020).
- [31] Zhe Xie, Chengxuan Liu, Yichi Zhang, Hongtao Lu, Dong Wang, and Yue Ding. 2021. Adversarial and Contrastive Variational Autoencoder for Sequential Recommendation. In *Proceedings of WWW*.
- [32] Jun Xu, Xiangnan He, and Hang Li. 2018. Deep learning for matching in search and recommendation. In *Proceedings of SIGIR*.
- [33] Tiansheng Yao, Xinyang Yi, Derek Zhiyuan Cheng, Felix Yu, Ting Chen, Aditya Menon, Lichan Hong, Ed H Chi, Steve Tjoa, Jieqi Kang, et al. 2021. Self-supervised Learning for Large-scale Item Recommendations. In *Proceedings of CIKM*.
- [34] Xinyang Yi, Ji Yang, Lichan Hong, Derek Zhiyuan Cheng, Lukasz Heldt, Aditee Kumthekar, Zhe Zhao, Li Wei, and Ed Chi. 2019. Sampling-bias-corrected neural modeling for large corpus item recommendations. In *Proceedings of RecSys*.
- [35] Junliang Yu, Hongzhi Yin, Min Gao, Xin Xia, Xiangliang Zhang, and Nguyen Quoc Viet Hung. 2021. Socially-Aware Self-Supervised Tri-Training for Recommendation. In *Proceedings of KDD*.
- [36] Junliang Yu, Hongzhi Yin, Jundong Li, Qinyong Wang, Nguyen Quoc Viet Hung, and Xiangliang Zhang. 2021. Self-Supervised Multi-Channel Hypergraph Convolutional Network for Social Recommendation. In *Proceedings of WWW*.
- [37] Jure Zbontar, Li Jing, Ishan Misra, Yann LeCun, and Stéphane Deny. 2021. Barlow twins: Self-supervised learning via redundancy reduction. In *Proceedings of ICML*.
- [38] Zheni Zeng, Chaojun Xiao, Yuan Yao, Ruobing Xie, Zhiyuan Liu, Fen Lin, Leyu Lin, and Maosong Sun. 2021. Knowledge transfer via pre-training for recommendation: A review and prospect. *Frontiers in big Data* (2021).
- [39] Chang Zhou, Jianxin Ma, Jianwei Zhang, Jingren Zhou, and Hongxia Yang. 2021. Contrastive Learning for Debaised Candidate Generation in Large-Scale Recommender Systems. In *Proceedings of KDD*.
- [40] Kun Zhou, Hui Wang, Wayne Xin Zhao, Yutao Zhu, Sirui Wang, Fuzheng Zhang, Zhongyuan Wang, and Ji-Rong Wen. 2020. S3-rec: Self-supervised learning for sequential recommendation with mutual information maximization. In *Proceedings of CIKM*.
- [41] Han Zhu, Xiang Li, Pengye Zhang, Guozheng Li, Jie He, Han Li, and Kun Gai. 2018. Learning Tree-based Deep Model for Recommender Systems. In *Proceedings of KDD*.
- [42] Jingwei Zhuo, Ziru Xu, Wei Dai, Han Zhu, Han Li, Jian Xu, and Kun Gai. 2020. Learning Optimal Tree Models under Beam Search. In *Proceedings of ICML*.