

NARRATE: A Normal Assisted Free-View Portrait Stylizer

YOUJIA WANG, ShanghaiTech University, China
 TENG XU, ShanghaiTech University, China
 YIWEN WU, ShanghaiTech University, China
 MINZHANG LI, ShanghaiTech University, China
 WENZHENG CHEN, University of Toronto, Canada
 LAN XU, ShanghaiTech University, China
 JINGYI YU, ShanghaiTech University, China



Fig. 1. We propose NARRATE, a novel portrait stylization pipeline that supports editing portrait lighting and perspective in a photorealistic manner. Taking a single high resolution portrait as input, it conducts pose change, light change, facial animation, and style transfer, either separately or in combination, at a photographic quality.

Taking a compelling portrait photo relies on deliberately designed lighting styles and shooting angles, requiring advanced skills beyond the ability of casual users. Building a portrait stylization tool that automates lighting and perspective editing is beneficial to photographers and artists, enabling numerous applications from photography/cinematography to AR/VR. This task remains challenging as *persuasive lighting adjustment*, *geometrically correct perspective changes*, and *high photorealism maintenance* need to be achieved at the same time. Naively bridging existing relighting and view synthesis methods produces inaccurate and unstable results.

In this work, we propose NARRATE, a novel pipeline that enables simultaneously editing portrait lighting and perspective in a photorealistic manner. As a hybrid neural-physical face model, NARRATE leverages complementary benefits of geometry-aware generative approaches [Or-Eli et al. 2021] and normal-assisted physical face models. In a nutshell, NARRATE first inverts the input portrait to a coarse geometry and employs neural rendering to generate images resembling the input, as well as producing convincing pose changes. However, inversion step introduces mismatch, bringing low-quality images which fail to keep facial details. As such, we further estimate portrait normal to enhance the coarse geometry, creating a high-fidelity physical

face model to render more detailed images. In particular, we fuse the neural and physical renderings to compensate for the imperfect inversion, resulting in both realistic and view-consistent novel perspective images.

In relighting stage, previous works [Pandey et al. 2021; Sun et al. 2019] focus on single view portrait relighting but ignoring consistency between different perspectives as well, leading unstable and inconsistent lighting effects for view changes. We extend [Pandey et al. 2021] to fix this problem by unifying its multi-view input normal maps with the physical face model. NARRATE conducts relighting with consistent normal maps, imposing cross-view constraints and exhibiting stable and coherent illumination effects.

We experimentally demonstrate that NARRATE achieves more photorealistic, reliable results over prior works. We further bridge NARRATE with animation and style transfer tools, supporting pose change, light change, facial animation, and style transfer, either separately or in combination, all at a photographic quality. We showcase vivid free-view facial animations as well as 3D-aware relightable stylization, which help facilitate various AR/VR applications like virtual cinematography, 3D video conferencing, and post-production.

Authors' addresses: Youjia Wang, ShanghaiTech University, China, wangyj2@shanghaitech.edu.cn; Teng Xu, ShanghaiTech University, China, xuteng@shanghaitech.edu.cn; Yiwen Wu, ShanghaiTech University, China, wuyw1@shanghaitech.edu.cn; Minzhang Li, ShanghaiTech University, China, limzh@shanghaitech.edu.cn; Wenzheng Chen, University of Toronto, Canada, wenzheng@cs.toronto.edu; Lan Xu, ShanghaiTech University, China, xulan1@shanghaitech.edu.cn; Jingyi Yu, ShanghaiTech University, China, yujingyi@shanghaitech.edu.cn.

CCS Concepts: • **Computing methodologies** → **Computational photography**; **Image-based rendering**.

Additional Key Words and Phrases: novel view synthesis, relighting, facial reenactment, style transfer, hybrid representation

1 INTRODUCTION

Even in today’s digital era, portrait photography remains inarguably the most popular genre. For any successful portrait, be it an actor still, a beauty shot, or a character study, *lighting styles*, coupled with *shooting angles*, play the key role to emphasize the subject’s feature as well as to express artistic or dramatic intent. On lighting, popular loop lighting defines facial features with soft shadows to illustrate harmony whereas a half lit and half in shadow face by split lighting reflects the subject’s inner struggle. Rembrandt lighting combines a key light and a fill light (e.g., a reflector) to cast a distinctive triangle of light on one cheek, baking a moody atmosphere. On shooting angle, front view (full face) shots highlight complete facial details to convey an assertive attitude whereas side view (profile) shots emphasize on the physical form-factor such as facial contours to exude character. Three-quarter views, popularized by self-portraits, reveal both with a personal touch.

Despite richness in styles, a portrait photograph, once taken, is fixed in its final presentation. Editing its lighting and perspective to produce an equally compelling alternative, if possible at all, requires tremendous manual processing even for the professionals. Overall, restylizing the photograph not only requires using a disarray of advanced retouching tools but can be extremely time-consuming. As such, an automated portrait stylization pipeline is highly valuable for photographers and visual artists as well as for daily users. Yet the challenges are multi-fold, including **geometrically correct perspective changes**, **persuasive lighting adjustment**, and **high photorealism maintenance**.

Face pose changes have long followed the warping pipeline that largely relies on accurate 3D facial geometry estimations. Exemplary techniques such as 3D morphable models (3DMM) [Blaiz and Vetter 1999] can recover large scale geometry but tend to produce overly smooth surfaces that lack details. Further, 3DMM cannot model geometry beyond face such as hair, clothing, glasses, and even ears and consequently the morphing results exhibit strong visual artifacts in respective regions. Recent implicit solutions, popularized by generative models [Goodfellow et al. 2014], can generate unseen portraits with convincing pose variations [Karras et al. 2019; Shen et al. 2020]. However, as a generator, they do not readily support restylizing a given portrait. Techniques such as inversion [Zhu et al. 2016] for fitting a latent code to the known image can lead to excessive blurs or distortions [Tov et al. 2021].

Adjusting lighting, on the other hand, requires reliable estimations of a portrait’s original illumination, facial reflectance, and facial normal. Existing portrait relighting techniques have largely focused on fixed viewpoint retouching [Pandey et al. 2021; Sun et al. 2019]. When applied to new facial poses, e.g., rigged using 3DMM, they produce strong visual artifacts with even slight illumination and shape inaccuracy and continuous pose changes generate strong flickering.

In this paper, we present NARRATE (Normal Assisted Portrait Stylizer), a novel portrait stylization pipeline that takes a single high resolution portrait as input and conducts pose change, light change, facial animation, and style transfer, either separately or in combination, at a photographic quality. At the core of NARRATE is a hybrid neural-physical face model that leverages complementary benefits

of geometry-aware generative approaches [Or-El et al. 2021] and normal-assisted physical face models. In a nutshell, NARRATE first conducts GAN inversion [Roich et al. 2021] for finding a generated portrait that closely resembles the input. In 3D-aware generation, the inverted portrait latent initiates a coarse geometry in order to produce convincing pose changes, as well as employs neural rendering to synthesize complete portrait effects including hair, ear, and clothing. However, GAN inversion brings mismatch between the input and fitted images, resulting in low-quality, less detailed synthesis. Thus, we further adopt high fidelity normal estimation techniques to infer portrait albedo and normal information [Pandey et al. 2021] to enhance the coarse geometry to a high quality physical face model, synthesizing images full of realistic facial details with graphics rendering engines. In particular, we fuse the two renderings to composite more realistic and consistent novel perspective images.

For relighting, we extend the fixed viewpoint framework [Pandey et al. 2021] to support consistent relighting over continuous viewpoint changes. Instead of processing individual poses, We show how to conduct neural relighting on all views at once by imposing consistent normal and albedo maps from the same physical face model. Our technique significantly suppresses flickering than per-frame based baseline where a user can specify exquisite lighting effects (e.g. Rembrandt) at any new poses to produce photographic portraits or videos.

NARRATE also supports dynamic animations and non-photorealistic stylization. Combined with either implicit or explicit animators [Siarohin et al. 2019], NARRATE produces relightable free-viewpoint videos of virtual human talents such as opera singing, potentially useful for virtual cinematography and post-production. We also bridge NARRATE with artistic style transfer tools [Praun et al. 2001; Wang et al. 2018], creating 3D-aware styled images like oil painting and hatching drawing, bringing famous portrait paintings to life.

We summarize our contributions as follows:

- We propose NARRATE, a novel portrait stylization pipeline that supports editing perspective and lighting in a photorealistic manner.
- Our hybrid neural-physical face model takes advantage of geometry-aware generative methods and normal-assisted physical models, fusing neural and graphics renderings to create plausible and stable free-view relighting effects.
- NARRATE can further combine with animation and style transfer tools to synthesize delicate styled facial animation, demonstrating its potential in future AR/VR applications.

2 RELATED WORK

Our work focuses on post-capture photographic portrait adjustment and retargeting. While previous approaches have adopted different strategies to handle pose, lighting, style, and animations, we propose a unified solution via hybrid neural physical face modeling.

Perspective Adjustment. Post-capture perspective adjustment to portrait has drawn broad interest in computer graphics and vision, and latest virtual reality. Images are essentially 2D projections of 3D geometry and therefore previous efforts have focused on inferring and then rigging 3D faces from the portraits. Since the problem is

inherently ill-posed, earlier approaches attempt to fit 3D template models (3DMM) [Blaiz and Vetter 1999] from landmarks via optimization schemes [Blaiz et al. 2004; Cao et al. 2015, 2014]. More recent methods [Kazemi and Sullivan 2014; Richardson et al. 2016, 2017; Tewari et al. 2018, 2017; Yamaguchi et al. 2018; Zhu et al. 2017a] adopt a data-driven strategy and produce more faithful reconstructions on both shape and appearance. By far, existing parametric template models [Blaiz and Vetter 1999; Feng et al. 2020; Li et al. 2017] cannot yet preserve fine-grained facial details. They also only model the facial regions while ignoring other body parts such as hair styles or even ears. Pose adjustments on high quality portrait often lead to uncanny results where faces look plastic due to loss of details.

The emerging implicit solutions, popularized by generative models [Goodfellow et al. 2014; Karras et al. 2021, 2019, 2020], have shown huge potential for free-view high-quality portrait synthesis. Although, as a generation task, they were not specifically designed for perspective retargeting, it is possible to tweak these solutions via neural inversion to support free-view rendering [Karras et al. 2019; Shen et al. 2020; Shen and Zhou 2021; Tewari et al. 2020]. Yet, despite significant advances, neural inversion still loses high frequency and earlier generative methods produce aliased and inconsistent view changes. Followup geometry-aware generative models [Chan et al. 2020, 2021; Gu et al. 2021; Or-El et al. 2021; Zhou et al. 2021] combine 2D generation with explicit 3D geometry constraints and have greatly improved view consistency. However, their estimated geometry is still too smooth and lacks the precision for conducting other stylization tasks such as relighting. Most recently, [Tan et al. 2022] imposes additional lighting constraints to simultaneously achieve relighting and perspective changes. Yet, the final quality still falls short of the photographic level due to volumetric neural rendering which also causes cross-view flickering.

Portrait Relighting. A separate research line on portrait stylization is one-shot relighting. Pioneered by the LightStage [Debevec et al. 2000], approaches over the past decade have focused on capturing and modeling the 4D reflectance field. Using a spherical lighting rig, various version of the LightStage manage to capture one-light-at-a-time or OLAT reflectance field [Guo et al. 2019; Meka et al. 2019; Pandey et al. 2021; Zhang et al. 2021] for a human face and even their full body [Meka et al. 2020]. Latest advances on deep learning have subsequently enabled efficient modeling of the OLAT data to address various aspects of the relighting problem [Guo et al. 2019; Meka et al. 2019, 2020; Nestmeyer et al. 2020; Pandey et al. 2021; Shu et al. 2017; Sun et al. 2019; Wang et al. 2020; Zhou et al. 2019], ranging from modeling lighting using spherical harmonics representations [Liu et al. 2021; Sengupta et al. 2018; Zhou et al. 2019] to more sophisticated environment lighting [Sun et al. 2019]. To overcome the limitation of low frequency lighting, [Nestmeyer et al. 2020] explicitly models shadows and specularities by directional light source whereas [Wang et al. 2020] employs richer synthetic data to account for non-Lambertian effects. The seminal work of TotalRelighting [Pandey et al. 2021] significantly improves prior learning based techniques by employing specialized network designs coupled with robust matting. Their technique can produce photographic quality results under a broad range of virtual lighting.

Yet, TotalRelighting is still restricted to fixed viewpoint. Brute-force application to pose adjusted portrait can lead to incorrect normal estimation and subsequently visual artifacts.

Animation. An exciting new area of portrait stylization is to animate the face via a driving video. The solution has largely followed facial motion transfers or reenactment and has been divided into subject-dependent and subject-agnostic models, both can be conducted either in 3D or 2D. 3D approaches [Fried et al. 2019; Geng et al. 2018; Nagano et al. 2018; Olszewski et al. 2017] are more robust to pose changes and potentially amenable to relighting. However, since reliable reconstructions can only be conducted on near diffuse regions with simple geometry, they often miss teeth, ear, hair etc, causing the reenacted performance unconvincing. A variety of 2D generative models [Siarohin et al. 2019; Wang et al. 2019; Zakharov et al. 2020, 2019] can now produce highly compelling facial animations without using any 3D shape prior. The lack of 3D, however, limits them from perspective changes, let alone relighting which we aim to resolve. The latest Neural Talk Head [Wang et al. 2021b] demonstrates that even slight support of 3D in the general framework can lead to big improvement. By using canonical 3D keypoints, they are able to produce free-view video synthesis from a single face image. Their quality may be sufficient for teleconferencing but falls short of production-level portrait photography.

Artistic Stylization. Artistic stylization has a long history in rendering, ranging from early statistics model [Shih et al. 2014; Tang and Wang 2003] to the deep learning model [Gatys et al. 2015; Johnson et al. 2016; Liao et al. 2017; Selim et al. 2016]. Latest solutions essentially model the problem as image-to-image translation [Futschik et al. 2019; Isola et al. 2017; Zhu et al. 2017b]. As they unanimously assume fixed viewpoint input [Chen et al. 2018; D Chen 2017; Jamriška et al. 2019], combining these solutions with free-view rendering require high consistent across viewpoints. Recent techniques [Fišer et al. 2017; Han et al. 2021] attempt to impose 3D constraints either based on a depth map or an explicit 3D model, yet both lacked precision to produce faithful perspective changes while maintaining fine details. We instead propose a hybrid neural physical model that can be adopted to simultaneously tackle perspective change, relighting, animation, or artistic stylization.

3 OVERVIEW

In this section, we describe NARRATE pipeline and applications. As shown in Fig. 2, given a portrait image, NARRATE allows separate modifications to its perspective and lighting, enabling photorealistic and consistent editing effects at a photographic quality across different views. NARRATE can further integrate with animation and style transfer tools to create free-view animated/styled faces, benefiting AR/VR applications such as tele-presence as well as virtual cinematography. We first describe photorealistic free view synthesis and view-consistent relighting in Sec. 4. Then, we present free-view, relightable facial animation and style transfer applications in Sec. 5.

4 FREE-VIEW RELIGHT

Take a portrait I as input, we set out to synthesize a novel view I^v under a new camera perspective v while maintaining photorealism.

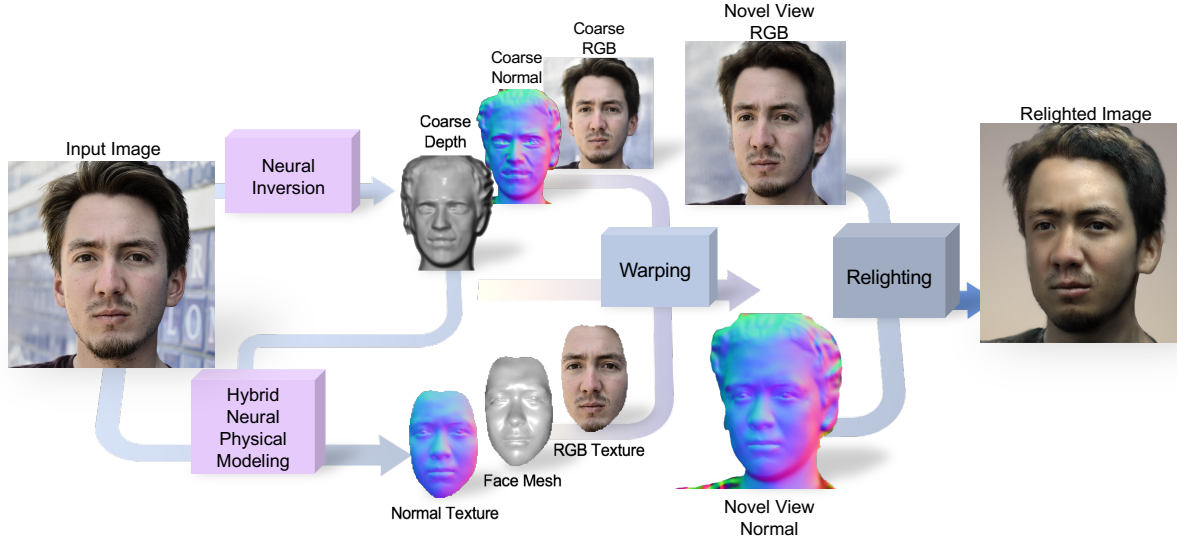


Fig. 2. Taking a portrait as input (left), NARRATE first performs neural inversion (Sec. 4.1) to produce a coarse geometry and less-detailed neural rendered images (middle left, top). It further creates a high-fidelity physical face model (Sec. 4.2) to render more detailed images (middle left, bottom). NARRATE warps the two renderings (Sec. 4.3), generating realistic and consistent novel view images as well as accurate normal maps (middle right), which are readily used to create plausible relighting effects (right).

NARRATE adopts a hybrid neural-physical face model by leveraging a geometry-aware generative model and a normal-assisted physical face model. As shown in Fig. 2 (left top), we first employ the powerful geometry aware generative models [Or-El et al. 2021] and apply GAN inversion [Roich et al. 2021] to reverse the input to the latent code. The generator then maps it to a coarse geometry m_l and conducts neural rendering to synthesize a high resolution novel view image I_n^v . We describe detailed procedures in Sec. 4.1

We observe though that both inversion and neural rendering introduce artifacts in novel view synthesis, creating over-smoothed and aliasing results. As such, we further propose to enhance the result with normal-assisted physical meshes. Specifically, we employ a normal estimation network (Sec 4.3) to obtain a detailed normal map N from the input I . With the assistance of N , we improve the generated coarse geometry m_l through Poisson normal integration [Horn and Brooks 1986], producing a high quality physical model m_h . We then texture it with the original image and render a new image I_m^v using the traditional pipeline [Woo et al. 1999]. Finally, we fuse I_n^v and I_m^v and with Poisson blending [Pérez et al. 2003] and generate a photorealistic image with much reduced artifacts while maintaining details. We discuss the physical model generation and fusion processes in Sec. 4.2 and Sec. 4.3, respectively.

4.1 Neural Inversion

Geometry-aware generative models can now produce images under explicit geometry constraints, achieving better view consistency in novel view synthesis. We build our pipeline on top of the StyleSDF [Or-El et al. 2021] framework, currently viewed as the state-of-the-art. StyleSDF first maps a latent code z to a coarse Signed Distance Field (SDF), where a low resolution image is generated via volume rendering [Wang et al. 2021a] with a specific camera view v . Different from 2D generation architectures [Karras et al.

2021, 2019, 2020], its rendering process helps regularize generation with explicit geometrical constraints. This allows us to adjust v to render different viewpoints towards the same shape, resulting in consistent multi-view images. Neural rendering (generally 2D CNN layers) is further employed to upsample the low resolution image to a high resolution one. We denote the complete generation as $I_n^v = \mathcal{G}(z, v; \theta)$ where \mathcal{G} is the generator and θ is its parameters. The SDF can also be used to extract a coarse mesh m_l as well as a low quality normal map N_l that will be used in later steps.

Conceptually, StyleSDF can be treated as a neural face model. While StyleSDF is not designed for any subject, we perform GAN inversion to invert the input image I back to the latent z . Once z is ready, we can utilize the generator to synthesize novel view images I_n^v under any camera view v . We choose to use the state of the art method PTI [Roich et al. 2021] technique. While PTI is designed for StyleGAN 2D inversion, we extend it for StyleSDF 3D inversion.

Specifically, PTI contains two stages. We first fix the weights θ of the generator \mathcal{G} and then optimize the latent code z as well as the camera view v such that the generated image would best match the input. Notice that brute-force optimization over z generally produces blurred results [Tov et al. 2021]. Alternatively, we can fix z and v but optimize the generator weights θ to enforce the generated image closer to the input. In either case, we refine the initial results using normal maps in Sec. 4.2. In our implementation, we adopt the same loss and regulation as PTI where more details can be found in [Roich et al. 2021].

4.2 Hybrid Neural Physical Modeling

Novel views synthesized from StyleSDF and PTI, although of a much higher quality than previous GAN-based results, still exhibit artifacts beyond acceptable as a photograph. The causes are two-fold: first, the image generated with PTI inversion still contains mismatch from

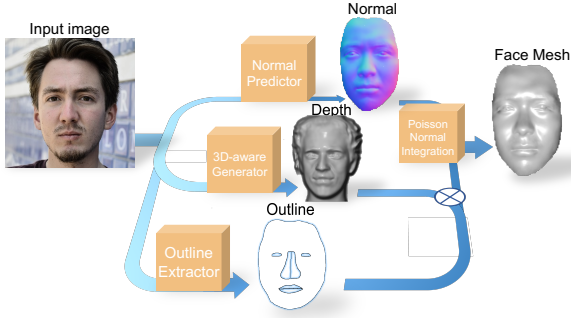


Fig. 3. NARRATE creates its physical face model from high quality normal maps and depth priors. The former is inferred from a normal predictor while the latter comes from inverted coarse geometry. We perform Poisson normal integration for the outline region, generating a high-fidelity face mesh.

the input portrait, especially for the regions with high frequency details. Second, precise view consistency only is only enforced on low resolution generated images whereas the upsampling process in neural renderings introduces additional aliasing and inconsistency, causing vibration under view changes when presented in a high resolution [Chan et al. 2020, 2021].

The visual artifacts are magnified on portraits due to incredible visual acuity of human for distinguishing human faces. To mitigate the problem, we employ an auxiliary normal-assisted physical face model. Recall that StyleSDF generates not only 2D images but also the 3D geometry of the face, although it is coarse by nature. We thus aim to create a high quality face mesh, textured with the original image, to enhance the facial details as well as reduce view inconsistency. We observe the coarse mesh m_l extracted from StyleSDF is too noisy to be directly used as a proxy. We therefore propose to enhance the geometric quality by exploiting extra normal information.

To do so, we set out to infer a high quality normal map N_h from I via a normal predictor (Sec. 4.3), with which we then construct a high quality face mesh m_h from m_l with the assistance of N_h by Poisson integration. Note that N_h alone is insufficient for creating a high quality mesh m_h : discontinuous regions (e.g., nose, mouth) exhibit ambiguity that can lead to the reconstruction of a flattened 3D face. We hence solve a constrained linear equations, where m_l provide depth priors in discontinuities whereas N_h sets out to preserve fine geometric details. In our implementation, we focus on the front face as it contains more details. Next, we re-project m_h to the image with camera view v and use the original image as the texture. We take m_h as our normal-assisted physical model that supports being rendered at arbitrary view \tilde{v} with full details obtained from the front view. Fig. 3 shows how m_h is reconstructed.

4.3 Warping and Relighting

With renderings from both neural and physical models, we are able to create high quality, view-consistent images under arbitrary views. For a new camera view \tilde{v} , we synthesize a RGB image, as well as a normal map which is further used in subsequent relighting module and applications. The final RGB image $I^{\tilde{v}}$ is fused from the StyleSDF generation $I_n^{\tilde{v}}$ and the mesh-rendered image $I_m^{\tilde{v}}$. $I_n^{\tilde{v}}$ contains a complete portrait with all essential regions such as hairs, clothing, ears (and ear rings), and the even background that are




Fig. 4. Neural Inversion only generates images missing facial details. NARRATE compensates it by hybrid neural-physical model, achieving more detailed and realistic results. In addition, it provides better surface normal maps, which helps in the subsequent relighting and other applications.

critical for preserving photorealistic. At the same time, recall $I_m^{\tilde{v}}$ only presents the main face region but with fine details.

We therefore create $I^{\tilde{v}}$ by fusing the two by Poisson blending [Pérez et al. 2003]. In our experiments, we observe the Poisson scheme marginally impacts photorealism but manages to maintain high consistency under view changes. We further compute a companion normal map generated by applying the same fusion technique to two normal maps, the first from StyleSDF SDF whereas the other from rendering under camera pose changes with the normal map and mesh from m_h . Fig. 4 compares our method with PTI where our technique significantly improves the visual fidelity in both detail preservation and noise reduction over the PTI result. Fig. 5 shows sample results using our technique under view changes.

Next we present a technique for relighting the free view portrait images with user specified illumination patterns. Existing single image relighting techniques [Pandey et al. 2021; Sun et al. 2019] produce promising results but unanimously assume fixed viewpoint. Directly applying such methods to free-view images produces inconsistent and even flicking results. We reduce such artifacts by employing the normal maps as constraints to enforce high-fidelity, consistent relighting effects across the views.

We follow a similar relighting process as [Pandey et al. 2021] with three key modules: a normal prediction network \mathcal{F}_N , an albedo prediction network \mathcal{F}_A and a relighting network \mathcal{F}_R . Since [Pandey et al. 2021] has not yet open sourced their solution, we therefore implemented our own version using a newly captured OLAT dataset. Specifically, we have constructed a photometric capture stage composed with 114 LED light sources synchronized with a companion 4K video camera. Using illumination multiplexing with optical flow compensation, we managed to capture dynamic OLAT video



Fig. 5. Once the hybrid neural-physical model is ready, we can easily render novel view images from both neural part and physical part (middle). We then use Poisson image blending to fuse them and get the final image (right).

sequences at 25 fps. In our training dataset, we use 600K OLAT images covering 36 performances (18 male and 18 females) under 2810 HDR environment maps. In our experiments, we observe they are sufficient to handle a diverse class of portraits in facial shapes, complexions, skin textures (e.g., wrinkles).

We follow the [Ronneberger et al. 2015] footprint and use U-Net as the backbones for \mathcal{F}_N , \mathcal{F}_A , and \mathcal{F}_R and follow the same training strategy as [Pandey et al. 2021]. Since the OLAT data can be used to extract the ground truth albedo and normal maps via photometric stereo, we use the OLAT results for training the complete network. This allows us to first predict a high quality normal map N from the input portrait I , where $N = \mathcal{F}_N(I)$ that has been used to support free view generation, as described in Sec. 4.2. We can then apply the albedo network to extract the reflectance map $I_A = \mathcal{F}_A(I, N)$. Finally, we generate the relighted image I_R using the relighting network $I_R = \mathcal{F}_R(I_A, N, L_e)$, where L_e refers to a user specified environment map.

A key different between NARRATE and TotalRelighting is that NARRATE supports relighting at a new viewpoint \tilde{I} . Conceptually one can first conduct free-view rendering and then apply [Pandey et al. 2021; Sun et al. 2019] on \tilde{I} . This would require estimating a per-viewpoint normal $N^{\tilde{I}} = \mathcal{F}_N(\tilde{I})$ and a per-viewpoint albedo map $I_A^{\tilde{I}} = \mathcal{F}_A(\tilde{I}, N^{\tilde{I}})$. Such an implementation is not only expensive but also difficult to maintain consistency across views in normal and albedo estimation. In addition, robustly estimating normal maps from side views remains challenging, especially due to discontinuity caused by occlusions, e.g., the nose will partially occlude the cheek.

Alternatively, similar to NARRATE, one can warp the normal field from the front view to new perspectives to void redundant computations. However, such a warping requires using 3D geometry (depth maps) where integrating the normal field relies on accurate boundary estimation. In addition, when \tilde{v} is close to side views, warping the normal map needs to accurately resolve occlusions. In NARRATE, the front view normal map is computed using the fusion method (Sec. 4.3) whereas the boundary is provided by the SDF geometry. This allows us to conduct warping-based relighting without performing per-view normal re-estimation, i.e., $I_R^{\tilde{I}} = \mathcal{F}_R(I_A^{\tilde{I}}, N_h^{\tilde{I}}, L_e)$ where $I_A^{\tilde{I}} = \mathcal{F}_A(\tilde{I}, N_h^{\tilde{I}})$.

5 PORTRAIT STYLIZATION

In addition to viewpoint changes and relighting, our hybrid neural physical facial model supports a variety of stylization.

5.1 Facial Animation

NARRATE can be integrated with facial animation tools for creating realistic animated avatars. Here, given a target video D , our goal is to drive the source image I to behave the same actions and expressions as each frame in D while keeping its own content identity.

In our system, we modify the popular image animation method FOMM [Siarohin et al. 2019]. The original FOMM assumes that the source image and the first frame in the target video D are aligned, i.e., they have to have an identical pose. This is a strong constraint that greatly limits its applicable to the types of input portrait. As NARRATE supports view changes while maintaining realism, we can easy first produce a portrait to match the initial pose of the video and then conduct animation transfer.

To reiterate, given a source image I and the t -th frame D_t in the driving video, FOMM detects the keypoints and estimates a backward dense motion field $T_{I \leftarrow D_t}$ in the form of per-pixel correspondence from D_t to I , along with an occlusion field $O_{I \leftarrow D_t}$. A generator G is further employed to synthesize the animated image I^{D_t} , where $I^{D_t} = G(I, T_{I \leftarrow D_t}, O_{I \leftarrow D_t})$. Although highly effective, the final quality using [Siarohin et al. 2019] depends on accurate motion field estimations and thereby requires I and the first frame D_1 be well aligned.

We exploit the free view generation capability of NARRATE for supporting FOMM to drive a source image with any pose. Specifically, given the input image I and target video D , we first create a reference image I' which has the same pose as D_1 . This allows FOMM to obtain an accurate motion field $T_{I' \leftarrow D_t}$ between the reference image I' and the corresponding frame D_t . We then estimate the motion field $T_{I \leftarrow I'}$ from I' to the source image I . Recall that I' and I are the same face rendered with different poses using the known neural-physical model. Therefore we can directly compute $T_{I \leftarrow I'}$ from the known shape and pose changes. The complete process for motion field estimation is as follows: $T_{I \leftarrow D_t} = T_{I' \leftarrow D_t} + T_{I \leftarrow I'}$. The animated image I^{D_t} is generated by G in the same way where the occlusion field is automatically computed with the motion field.

Combining NARRATE and FOMM produces exciting new applications at an unprecedented quality: NARRATE is fully automated and only requires the user provide an input portrait and the target environment for relighting; therefore we can connect our technique with any pre-trained FOMM models¹ to emulate a variety of facial animations, from Broadway performances to Peking Operas. All results shown in the paper are automatically generated without any fine-tuning.

Compared with state-of-the-art free view facial animation engine NTH [Wang et al. 2021b], our approach much better preserves photorealism with fine texture and geometry details. It is also faster in inference speed and more memory efficient. More importantly, we support high quality relighting that can help not only matching facial animations and poses but also lighting effects, producing dramatic mood that faithfully resembles the original clip. Fig. 7 and our supplementary video show a number of examples.

¹<https://github.com/AliaksandrSiarohin/first-order-model>

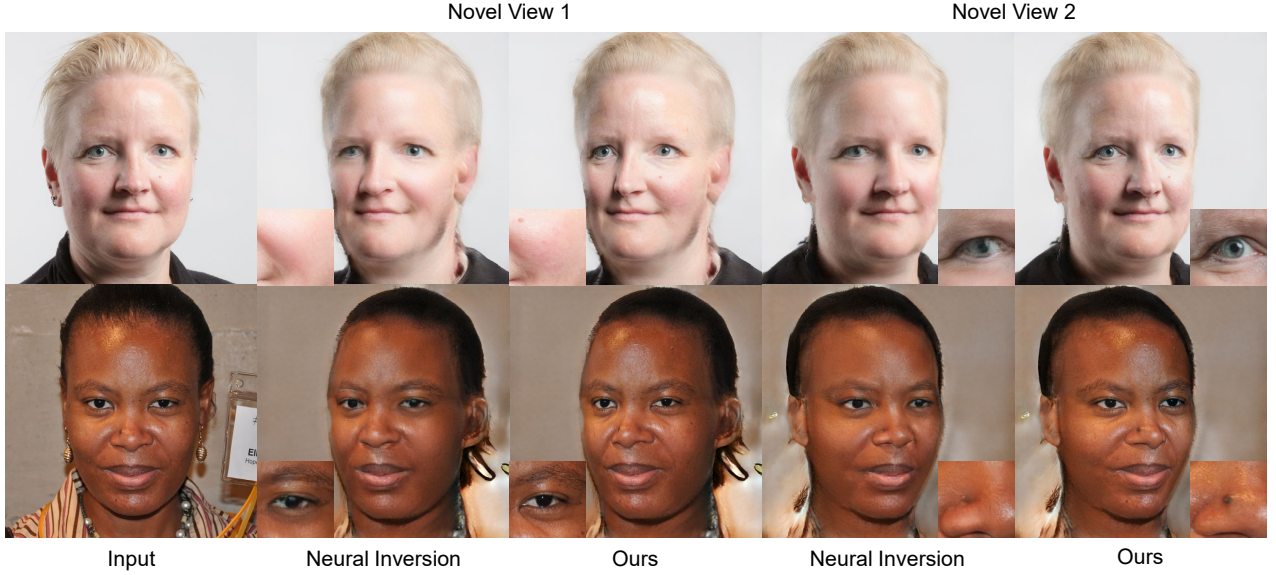


Fig. 6. **Photorealistic Free View Synthesis Result.** Our method produces high quality portrait images of new perspectives. This method generates images with greater clarity than using the StyleSDF’s Generator directly after PTI and maintains the maximum number of features of the portrait, including freckles, eyes, lips, etc.

5.2 Style Transfer

Occasionally, the pose adjusted, relighted, and even animated portrait demand a different, artistic styles. We show it is very easy to employ NARRATE in style transfer, e.g., for mapping a portrait photograph to oil paintings.

State-of-the-art approaches essentially formulate style transfer as an image to image translation problem. They, however, assume aligned viewpoint and ignore lighting discrepancies. NARRATE, in contrast, enables pose-aware, lighting-consistent style transfers.

We follow the same warping first, transfer second procedure as in facial animation but in this case combine with a high quality image transfer engine. Given oil painting style transfer as an example, we set out train a pix2pixHD [Wang et al. 2018] network M to map a photograph I with aligned pose to oil painting style $I^S = M(I)$ with training data provided by [Karras et al. 2020]. To make sure the poses are well aligned, we again use our pose change module to render respective viewpoint that matches the one from the painting.

What is more exciting is that the transfer network, once trained, can now support style transfers with pose changes: we simply map the portrait under the new pose to its stylized version using the same network. As NARRATE maintains high view consistent, the resulting stylized sequence, although non-photorealistic, also maintains consistency. Fig. 10 and the video shows examples of various painting styles that produce free-view portrait with corresponding styles, virtually animating an oil painting figure.

We can also edit the lighting effects of I^S . Notice that M does not readily support lighting adjustment. We therefore utilize the shading maps to implicitly relight I^S . Specifically, given a new lighting condition L_e , our goal is construct a relighted, stylized version I_l^S . We first apply our relighting module to produce a relighted image I_l from I . Next, we compute the shading map $S = \frac{I_l}{I}$. Since I^S directly

comes from I , applying L_e to I^S can be approximated by multiplying I^S with S so that the final stylized result $I_l^S = SI^S$. Fig. 10 also shows that our relighted oil painting portrait simultaneously preserve styles, perspectives, and lighting.

Since NARRATE also provides a high quality normal map, it can be used to produce additional stylization effects that have previously relied on differential geometry operators, not easy to replicate by learning based approaches. One of such example is hatching [Praun et al. 2001]. Real artists hatch long the two principal directions along the surface that can be computed from a high quality normal map. The tone map of the hatching texture depends on shading, which can also be adjusted by our approach. Fig. 10 shows the sample result of a portrait stylized under hatching.

6 EXPERIMENTAL RESULTS

We evaluate our NARRATE framework on a number of portrait stylization tasks, including perspective changes, relighting, animation, style change, etc, as well as their combinations. We also discuss implementation details and compare them with the state-of-the-art techniques. It is worth noting that most existing approaches tackle only one specific effect whereas NARRATE can tackle multiple effects at the same time. Specifically, we show NARRATE is better at preserving fine details, maintaining view consistency, producing more photorealistic relighting, on both images and videos.

6.1 Novel View Synthesis

We first compare NARRATE with previous approaches on perspective changes for portraits. In prior art, the same effect corresponds to novel view synthesis whereas we provide explicit pose controls. We show NARRATE, using a hybrid neural physical approach, preserves photorealism as well as coherence.




Fig. 7. **Consistent Free View Relighting Result.** NARRATE supports consistent relighting for arbitrary views. For the input images (Col.1), we illuminate them with two environment maps. We exhibit relighted images at two views under each light (Col.2&3, Col.4&5). We demonstrate plausible and consistent relighting results among different views.

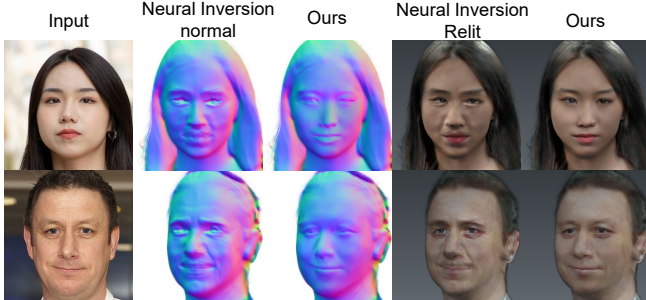


Fig. 8. We extract normal maps from input images with different methods and apply them in relighting. We compare the quality of our fused normal and StyleSDF normal. Clearly, our normal is more accurate and produces plausible relighting results, while StyleSDF extracts distorted normal and shows weird relighting effects.

We use the seminal work of StyleSDF with its pre-trained model² as baseline. Recall that the original StyleSDF serves as a generator, i.e., it synthesizes images from latent codes instead of directly changing style of a given portrait. We therefore need to neural inversion. We use the latest PTI [Roich et al. 2021] inversion to find the closest generated image that resembles the input portrait. To elaborate, we follow the two-stage optimization strategy: we first fix the network weights and conduct 1,000 iterations to optimize the latent code and camera view; we then fix the latent and view point and perform extra 1,500 iterations to fine-tune the network weights. We adopt the MSE and Perception loss between the input and the inverted images with the total loss as $\mathcal{L} = \lambda_{MSE} \mathcal{L}_{MSE} + \lambda_{Per} \mathcal{L}_{Per}$. We use the same setting as [Roich et al. 2021] with $\lambda_{MSE} = 0.1$ and $\lambda_{Per} = 1$. Using the PTI inverted image as input to StyleSDF produces our

baseline results, a free-view portrait rendering along with a coarse mesh.

Using NARRATE’s physical modeling module, we infer the portrait normal as discussed in Sec. 4.2 and then fuse it with the coarse mesh into a high-fidelity physical face model using Poisson integration. We texture the result with the original image and use Pytorch3D [Ravi et al. 2020] to physically render the model. Finally, we fuse the physically-rendered component (the facial part) and the neural-inverted rest (hair, ear, clothing, background, etc) into the final result. On a desktop with an Intel Core i9-10980XE CPU (3.00 GHz) and a NVIDIA TITAN RTX GPU (24GB memory), neural inversion converges in 20 minutes whereas the rest of the process takes only a few seconds.

Fig. 6 compares perspective changes of three sample portrait, one for each row. The baseline StyleSDF+PTI technique produces reasonable results at individual new poses but the quality still falls short of photographic quality. NARRATE, with the support of geometry-aware generation, much better preserves fine details and produces portrait-level images. For example, closeup view of the eye and mouth regions demonstrate that the baseline tends to create overly-smooth appearance with many important details washed out, which, in contrast are well preserved by our technique.

A more severe artifact of the baseline is view consistency. In the supplementary video, we synthesize free view portrait videos both techniques. StyleSDF even with SDF constraints cannot fully account for detail consistency. This is largely due to the radiance field based multi-view SDF estimation is not yet capability of producing fine details, resulting in temporal (cross-view) aliasing and vibrations. In addition, such artifacts are magnified in portraits as human eyes are particularly acute to tell differences under view changes. In comparison, we impose the learned normal map, with is both high

²<https://github.com/royorel/StyleSDF>




Fig. 9. **Free View Facial Animation.** Combined with FOMM model, NARRATE can be used to create free-view animated virtual human. Given two source images, we drive them with La La Land(Row 2) and Peking Opera(Row 3) clips. NARRATE further supports synthesizing motions in novel views, creating consistent and natural free-view animation effects.

quality and free-view consistent and NARRATE produces stable and aliasing-free results.

6.2 Free View Relighting

Next apply NARRATE in free view relighting. Our approach predict plausible normal and albedo maps, achieving consistent illumination effects for arbitrary poses.

We use the dynamic OLAT dataset to conduct end-to-end training of the three individual modules of relighting network: the albedo prediction network \mathcal{F}_A , the normal prediction network \mathcal{F}_N , and the relighting network \mathcal{F}_R . We use the Adam optimizer [Zhang 2018] and set the learning rate to 10^{-3} , and use SSIM with MSE loss functions. The training converges in 48 hours.

Fig. 7 shows free-view relighting results on several portraits with different facial shapes and skin complexions. By applying a single normal map across different perspectives at the same time maintaining consistent 3D geometry, NARRATE achieves consistent relighting, captures facial contours, and preserves texture details. Benefiting from the high-quality dynamic OLAT dataset, we virtually cast professional illuminations such as Rembrandt lighting on to the subject. A unique trait of our result is that it produces photographic quality similar to [Pandey et al. 2021] whereas previous single image relighting techniques tend to lose many fine details and are limited to relatively simple lighting conditions. We can further use NARRATE for image retargetting: given an input portrait and a target one, we can simultaneously match the pose and lighting. Specifically, we can first estimate the pose and illumination of the target image and then use NARRATE to transform the input portrait to the target pose with corresponding lightings. Fig. 7 shows a

Algorithm	<5°	<15°	<25°	<30°
StyleSDF	66.637%	72.069%	78.635%	81.638%
Ours	67.449%	75.288%	81.281%	83.5095%

Table 1. Normal Error on OLAT Dataset. We compare our normal and StyleSDF normal on captured OLAT data. Our normal is more accurate than StyleSDF.

Method	SSIM↑	PSNR↑	RMSE↓
StyleSDF	0.895	23.809	0.072
Ours	0.936	26.426	0.054

Table 2. Quantitative comparison on portrait relighting. We then apply the two normal prediction in relighting. No surprisingly, our better normal also brings better relighting results.

few examples where we manage to produce photographic quality retargeting results.

One of the major benefits of NARRATE is that it produces coherent pose changes with consistent relighting effects. As we employ a high quality normal map as constraints for relighting across view-points and a hybrid neural-physical face model to ensure correctness in pose-based warping, we produce very smooth and natural transitions under continuous pose changes, e.g., for emulating a face turning from the front to the side, as shown in Fig. 8 and the supplementary video.

To demonstrate the importance of high quality normal maps, we further show the results using the normal map from StyleSDF for relighting. Although the overall geometry (e.g. per-view depth maps) from StyleSDF tends to be smooth, computing the normal maps from the estimated geometry leads to large errors, especially near eyes, cheeks, chin, etc. This is mainly because StyleSDF does



Fig. 10. **Style Transfer.** NARRATE supports to integrate with image stylizers, producing free-view images or videos with the target style. We show oil painting in top 2 rows and hatching in the last row. We change pose in Col 2,3,4 and light in Col.5. After editing, the results still preserve the coherence of input portrait appearance.

not explicit use normal maps as constraints in either training or inference. Table. 1 shows the quantitative comparisons between NARRATE and StyleSDF normals for relighting. For the ground truth, we use the OLAT data to generate 150 images under different environment illuminations. NARRATE achieves better performance in PSNR and MSE compared to using StyleSDF normal for relighting.

6.3 Facial Animation and Style Transfer

The capability of free-view relighting using NARRATE can be further integrated with existing tools to support additional stylization. Specifically, we demonstrate virtual facial animation and style transfers.

Facial Animation. Combined with FOMM model, NARRATE can be used to create free-view animated virtual human, with broad applications in virtual and augmented reality. Given a source image I and a drive video D , NARRATE can animate I to perform the same facial expression as D . In all experiments, we use the pre-trained FOMM model to drive the portrait without any fine-tuning.

Fig. 9 shows several sample animated faces under different viewpoints. Both the La La Land and Peking Opera clips demonstrate that we can convert a static portrait to live actions, whether singing or

chanting, at the photorealism. At any time instance, we can render new viewpoints of the animated performance, potentially providing an immersive viewing experience to the audience. Our current implementation cannot yet achieve near real-time performance. Yet tailored accelerations may be possible to support real-time rendering and thereby upgrading the 2D avatar animator to 3D.

Another unique capability of NARRATE that it lifts the restriction of the input to FOMM: the original FOMM expects the input portrait to have a pose that matches the first frame of the video D_1 . Otherwise the final generated video exhibits strong distortions due to pose discrepancies. NARRATE eliminates this requirement: we can simply render the portrait at the pose of D_1 and use it as input to FOMM. Fig. 11 and the supplementary video compares the animated faces with and without using NARRATE for pose correction. With pose correction, facial distortions are significantly reduced and the final results appear much more natural.

Alternative one-shot facial animation solution such the Neural Talking Head (NHT) [Wang et al. 2021b], although effective, tend to lose facial details. This is mainly due to they do not employ full 3D facial geometry in the synthesis process. For example, NTH adopts a keypoint representation to decompose identity-specific

and motion-related information and it can achieve robust pose synthesis under rotation as well as complex facial animation. However, keypoints alone are insufficient to maintain detailed geometry or appearance and their results cannot meet the quality of high resolution videos, e.g., for feature film productions. In contrast, by inferring a high quality neural physical face model, NARRATE can faithfully preserve details critical to preserve facial traits. NARRATE further provides effective relighting capabilities absent in prior art, to produce unprecedented lighting effects at a photographic quality. Fig. 9 and our supplementary video show a number of examples.




Fig. 11. We compared our method with FOMM [Siarohin et al. 2019]. NARRATE supports large pose variations between the source and driving frames, producing animations with high-frequency details and vivid expression. On the contrary, FOMM fails to hand such a case, producing distorted and blurry results.

Style Transfer. NARRATE maintains coherence of appearance under view and lighting changes as well as with animations. When combined with an image stylizer, it produces free-view point images or videos with the target style. There are a number of high resolution image stylization tools based on either on classical physically-based rendering or emerging generative models. The former uses tailored shaders for processing known geometry primitives, e.g., hatching requires smooth surfaces to robustly estimate the hatching directions. The latter such as PixeltoPixelHD [Wang et al. 2018] takes images as inputs without known geometry and can produce a wide variety of styles. As a hybrid neural physical model, NARRATE supports both types of stylization.

Fig. 10 and the supplementary video show the typical examples of synthesizing the oil painting painting and hatching. For oil painting, we use NARRATE to produce a single image under the original or new lighting or a video sequence with continuous pose changes with fixed lighting or even track light with the movement. We then feed the results into our stylizer, the pix2pixHD network, to stylize individual frames. Combined with facial animation, style transfers on top of NARRATE’s free-view rendering can bring famous oil painting figures to live and viewable in 3D, providing surreal experiences to users.

Since most styles serve as de facto low-pass filters, they preserve perspective and temporal coherence of NARRATE generated results. A notable exception of hatching that produces additional high frequency details rather than smoothing. Applying image to image style transfer to emulate hatching effect cannot reach the quality as in classic rendering based methods, e.g., hatching should align with the principal directions on the mesh. Since NARRATE produces a high quality normal map, it is straightforward to directly compute




Fig. 12. We show two failure cases. The first one contains odd camera angle that is beyond the training distribution. As a result, our neural model fails to run invert it to a reasonable view and geometry. The glasses regions in the second example presents us from exacting correct normal for our physical model, also resulting in a distortion when changing views.

the hatching directions to produce visually compelling results. More importantly, since the normal map is coherent across view direction changes, conducting geometry-based hatching on free-view portraits using NARRATE preserves view consistency, avoiding disturbing shower-door effect common in generation based results.

Finally NARRATE can unify pose change, relighting, facial animation, and style transfer into a fully automated pipeline, achieving these effects either separately or in combination, all at a photographic quality. Fig. 10 shows an example with all four effects: a single portrait, we produce an oil painting style free-view video of the subject performing opera. In an Andy Wahol style matrix layout, we vary pose in one dimension and lighting the other. Each synthesized image maintains fine details in facial traits and hence identity and at the same time transitions across the matrix appear coherent and harmonious. Additional results can be found in the supplementary video.

6.4 Limitations

We have verified NARRATE on a variety of applications, providing a new scheme for high quality portrait editing. However, as the first pipeline to accomplish all the goals, NARRATE still has the following limitations, as shown in Fig. 12. Firstly, our method relies on the inherent capabilities of the geometry-aware generative models, which would fail in the cases beyond the training distributions. E.g., when the camera angle is too lateral, StyleSDF produces poor fitting, leading the failure of NARRATE as well. In addition, our physical model is built on top of the coarse geometry obtained from StyleSDF. However, the correctness of geometry is also limited in corner cases, especially when the person is wearing adornments (e.g. glasses, hat). This also influences accuracy of the physical model, bringing incorrect normal estimation and introducing artifacts when conducting photo editing. This problem existed in both neural part and physical part would be a valuable research topic in our future work.



Fig. 13. **Comprehensive editing.** We demonstrate the comprehensive editing ability of NARRATE. It can unify pose change, relighting, facial animation, and style transfer into a fully automated pipeline, achieving these effects either separately or in combination, all at a photographic quality. In row 2&3, we show free-view relighting. In row 4&5, we combine all the editing effects together.

7 CONCLUSION

In this paper, we present NARRATE, a novel portrait stylization pipeline that enables high-quality perspective editing and relighting. NARRATE leverages a hybrid neural-physical face model to generate photorealistic images under novel perspectives, as well as consistent input normal maps in relighting to create coherent new illumination effects. It can further couple with various facial applications, boosting them in free-view and relightable manner.

We experimentally demonstrate that NARRATE produces more plausible and stable view editing and relighting results, outperforming existing state-of-the-art methods by a large margin. To the best of our knowledge, NARRATE is the first approach that supports perspective and lighting adjustment at photographic quality. We believe it opens a new door for portrait stylization and has great potential to facilitate various AR/VR applications like virtual cinematography, 3D video conferencing, and post-production.

REFERENCES

- Volker Blanz, Kristina Scherbaum, Thomas Vetter, and Hans-Peter Seidel. 2004. Exchanging faces in images. In *Computer Graphics Forum*, Vol. 23. Wiley Online Library, 669–676.
- Volker Blanz and Thomas Vetter. 1999. A morphable model for the synthesis of 3D faces. In *Proceedings of the 26th annual conference on Computer graphics and interactive techniques*. 187–194.
- Chen Cao, Derek Bradley, Kun Zhou, and Thabo Beeler. 2015. Real-time high-fidelity facial performance capture. *ACM Transactions on Graphics (ToG)* 34, 4 (2015), 1–9.
- Chen Cao, Qiming Hou, and Kun Zhou. 2014. Displaced dynamic expression regression for real-time facial tracking and animation. *ACM Transactions on graphics (TOG)* 33, 4 (2014), 1–10.
- Eric Chan, Marco Monteiro, Petr Kellnhofer, Jiajun Wu, and Gordon Wetzstein. 2020. pi-GAN: Periodic Implicit Generative Adversarial Networks for 3D-Aware Image Synthesis. In *arXiv*.
- Eric R. Chan, Connor Z. Lin, Matthew A. Chan, Koki Nagano, Boxiao Pan, Shalini De Mello, Orazio Gallo, Leonidas Guibas, Jonathan Tremblay, Sameh Khamis, Tero Karras, and Gordon Wetzstein. 2021. Efficient Geometry-aware 3D Generative Adversarial Networks. In *arXiv*.
- Dongdong Chen, Lu Yuan, Jing Liao, Nenghai Yu, and Gang Hua. 2018. Stereoscopic Neural Style Transfer. *CVPR 2018* (2018).
- L. Yuan N Yu G Hua D Chen, J Liao. 2017. Coherent Online Video Style Transfer. *ICCV 2017* (2017).
- Paul Debevec, Tim Hawkins, Chris Tchou, Haarm-Pieter Duiker, Westley Sarokin, and Mark Sagar. 2000. Acquiring the reflectance field of a human face. In *Proceedings of the 27th annual conference on Computer graphics and interactive techniques*. 145–156.
- Yao Feng, Haiwen Feng, Michael J Black, and Timo Bolkart. 2020. Learning an Animatable Detailed 3D Face Model from In-The-Wild Images. *arXiv preprint arXiv:2012.04012* (2020).
- Jakub Fišer, Ondřej Jamriška, David Simons, Eli Shechtman, Jingwan Lu, Paul Asente, Michal Lukáč, and Daniel Šýkora. 2017. Example-based synthesis of stylized facial animations. *ACM Transactions on Graphics (TOG)* 36, 4 (2017), 1–11.
- Ohad Fried, Ayush Tewari, Michael Zollhöfer, Adam Finkelstein, Eli Shechtman, Dan B Goldman, Kyle Genova, Zeyu Jin, Christian Theobalt, and Maneesh Agrawala. 2019. Text-based editing of talking-head video. *ACM Transactions on Graphics (TOG)* 38, 4 (2019), 1–14.
- David Futschik, Menglei Chai, Chen Cao, Chongyang Ma, Aleksei Stoliar, Sergey Korolev, Sergey Tulyakov, Michal Kučera, and Daniel Šýkora. 2019. Real-time patch-based stylization of portraits using generative adversarial network. In *Proceedings of the 8th ACM/Eurographics Expressive Symposium on Computational Aesthetics and Sketch Based Interfaces and Modeling and Non-Photorealistic Animation and Rendering*. 33–42.
- Leon A Gatys, Alexander S Ecker, and Matthias Bethge. 2015. A neural algorithm of artistic style. *arXiv preprint arXiv:1508.06576* (2015).
- Jiahao Geng, Tianjia Shao, Youyi Zheng, Yanlin Weng, and Kun Zhou. 2018. Warp-guided gans for single-photo facial animation. *ACM Transactions on Graphics (TOG)* 37, 6 (2018), 1–12.
- Ian Goodfellow, Jean Pouget-Abadie, Mehdi Mirza, Bing Xu, David Warde-Farley, Sherjil Ozair, Aaron Courville, and Yoshua Bengio. 2014. Generative Adversarial Nets. In *Advances in Neural Information Processing Systems*, Z. Ghahramani, M. Welling, C. Cortes, N. Lawrence, and K.Q. Weinberger (Eds.), Vol. 27. Curran Associates, Inc. <https://proceedings.neurips.cc/paper/2014/file/5ca3e9b122f61f8f06494c97b1afccf3-Paper.pdf>
- Jiatuo Gu, Lingjie Liu, Peng Wang, and Christian Theobalt. 2021. StyleNERF: A Style-based 3D-Aware Generator for High-resolution Image Synthesis. *arXiv:2110.08985* [cs.CV]
- Kaiven Guo, Peter Lincoln, Philip Davidson, Jay Busch, Xueming Yu, Matt Whalen, Geoff Harvey, Sergio Orts-Escolano, Rohit Pandey, Jason Dourgarian, et al. 2019. The relightables: Volumetric performance capture of humans with realistic relighting. *ACM Transactions on Graphics (TOG)* 38, 6 (2019), 1–19.
- Fangzhou Han, Shuquan Ye, Mingming He, Menglei Chai, and Jing Liao. 2021. Exemplar-based 3d portrait stylization. *IEEE Transactions on Visualization and Computer Graphics* (2021).
- Berthold KP Horn and Michael J Brooks. 1986. The variational approach to shape from shading. *Computer Vision, Graphics, and Image Processing* 33, 2 (1986), 174–208.
- Phillip Isola, Jun-Yan Zhu, Tinghui Zhou, and Alexei A Efros. 2017. Image-to-Image Translation with Conditional Adversarial Networks. *CVPR* (2017).
- Ondřej Jamriška, Šárka Sochorová, Ondřej Texler, Michal Lukáč, Jakub Fišer, Jingwan Lu, Eli Shechtman, and Daniel Šýkora. 2019. Stylizing Video by Example. *ACM Transactions on Graphics* 38, 4, Article 107 (2019).
- Justin Johnson, Alexandre Alahi, and Li Fei-Fei. 2016. Perceptual losses for real-time style transfer and super-resolution. In *European conference on computer vision*. Springer, 694–711.
- Tero Karras, Miika Aittala, Samuli Laine, Erik Härkönen, Janne Hellsten, Jaakko Lehtinen, and Timo Aila. 2021. Alias-Free Generative Adversarial Networks. In *Proc. NeurIPS*.
- Tero Karras, Samuli Laine, and Timo Aila. 2019. A style-based generator architecture for generative adversarial networks. In *Proceedings of the IEEE/CVF Conference on Computer Vision and Pattern Recognition*. 4401–4410.
- Tero Karras, Samuli Laine, Miika Aittala, Janne Hellsten, Jaakko Lehtinen, and Timo Aila. 2020. Analyzing and Improving the Image Quality of StyleGAN. In *Proc. CVPR*.
- Vahid Kazemi and Josephine Sullivan. 2014. One millisecond face alignment with an ensemble of regression trees. In *Proceedings of the IEEE conference on computer vision and pattern recognition*. 1867–1874.
- Tianye Li, Timo Bolkart, Michael J Black, Hao Li, and Javier Romero. 2017. Learning a model of facial shape and expression from 4D scans. *ACM Trans. Graph.* 36, 6 (2017), 194–1.
- Jing Liao, Yuan Yao, Lu Yuan, Gang Hua, and Sing Bing Kang. 2017. Visual attribute transfer through deep image analogy. *arXiv preprint arXiv:1705.01088* (2017).
- Yang Liu, Alexandros Neophytou, Sunando Sengupta, and Eric Sommerlade. 2021. Relighting Images in the Wild with a Self-Supervised Siamese Auto-Encoder. In *Proceedings of the IEEE/CVF Winter Conference on Applications of Computer Vision*. 32–40.
- Abhimitra Meka, Christian Haene, Rohit Pandey, Michael Zollhöfer, Sean Fanello, Graham Fyffe, Adarsh Kowdle, Xueming Yu, Jay Busch, Jason Dourgarian, et al. 2019. Deep reflectance fields: high-quality facial reflectance field inference from color gradient illumination. *ACM Transactions on Graphics (TOG)* 38, 4 (2019), 1–12.
- Abhimitra Meka, Rohit Pandey, Christian Häne, Sergio Orts-Escolano, Peter Barnum, Philip David-Son, Daniel Erickson, Yinda Zhang, Jonathan Taylor, Sofien Bouaziz, et al. 2020. Deep relightable textures: volumetric performance capture with neural rendering. *ACM Transactions on Graphics (TOG)* 39, 6 (2020), 1–21.
- Koki Nagano, Jaewoo Seo, Jun Xing, Lingyu Wei, Zimo Li, Shunsuke Saito, Aviral Agarwal, Jens Fursund, and Hao Li. 2018. paGAN: real-time avatars using dynamic textures. *ACM Transactions on Graphics (TOG)* 37, 6 (2018), 1–12.
- Thomas Nestmeyer, Jean-François Lalonde, Iain Matthews, and Andreas Lehrmann. 2020. Learning physics-guided face relighting under directional light. In *Proceedings of the IEEE/CVF Conference on Computer Vision and Pattern Recognition*. 5124–5133.
- Kyle Olszewski, Zimo Li, Chao Yang, Yi Zhou, Ronald Yu, Zeng Huang, Sitao Xiang, Shunsuke Saito, Pushmeet Kohli, and Hao Li. 2017. Realistic dynamic facial textures from a single image using gans. In *Proceedings of the IEEE International Conference on Computer Vision*. 5429–5438.
- Roy Or-El, Xuan Luo, Mengyi Shan, Eli Shechtman, Jeong Joon Park, and Ira Kemelmacher-Shlizerman. 2021. StyleSDF: High-Resolution 3D-Consistent Image and Geometry Generation. *arXiv preprint arXiv:2112.11427* (2021).
- Rohit Kumar Pandey, Sergio Orts Escolano, Chloe LeGendre, Christian Haene, Sofien Bouaziz, Christoph Rhemann, Paul Debevec, and Sean Fanello. 2021. Total Relighting: Learning to Relight Portraits for Background Replacement. (2021).
- Patrick Pérez, Michel Gangnet, and Andrew Blake. 2003. Poisson image editing. In *ACM SIGGRAPH 2003 Papers*. 313–318.
- Emil Praun, Hugues Hoppe, Matthew Webb, and Adam Finkelstein. 2001. Real-time hatching. In *Proceedings of the 28th annual conference on Computer graphics and interactive techniques*. 581.
- Nikhila Ravi, Jeremy Reizenstein, David Novotny, Taylor Gordon, Wan-Yen Lo, Justin Johnson, and Georgia Gkioxari. 2020. Accelerating 3D Deep Learning with Py-Torch3D. *arXiv:2007.08501* (2020).
- Elad Richardson, Matan Sela, and Ron Kimmel. 2016. 3D face reconstruction by learning from synthetic data. In *2016 fourth international conference on 3D vision (3DV)*. IEEE, 460–469.

- Elad Richardson, Matan Sela, Roy Or-El, and Ron Kimmel. 2017. Learning detailed face reconstruction from a single image. In *Proceedings of the IEEE conference on computer vision and pattern recognition*. 1259–1268.
- Daniel Roich, Ron Mokady, Amit H Bermano, and Daniel Cohen-Or. 2021. Pivotal Tuning for Latent-based Editing of Real Images. *arXiv preprint arXiv:2106.05744* (2021).
- Olaf Ronneberger, Philipp Fischer, and Thomas Brox. 2015. U-net: Convolutional networks for biomedical image segmentation. In *International Conference on Medical image computing and computer-assisted intervention*. Springer, 234–241.
- Ahmed Selim, Mohamed Elgharib, and Linda Doyle. 2016. Painting style transfer for head portraits using convolutional neural networks. *ACM Transactions on Graphics (TOG)* 35, 4 (2016), 1–18.
- Soumyadip Sengupta, Angjoo Kanazawa, Carlos D Castillo, and David W Jacobs. 2018. SFSNet: Learning Shape, Reflectance and Illuminance of Faces in the Wild. In *Proceedings of the IEEE conference on computer vision and pattern recognition*. 6296–6305.
- Yujun Shen, Jinjin Gu, Xiaoou Tang, and Bolei Zhou. 2020. Interpreting the Latent Space of GANs for Semantic Face Editing. In *CVPR*.
- Yujun Shen and Bolei Zhou. 2021. Closed-Form Factorization of Latent Semantics in GANs. In *CVPR*.
- YiChang Shih, Sylvain Paris, Connelly Barnes, William T Freeman, and Frédo Durand. 2014. Style transfer for headshot portraits. (2014).
- Zhixin Shu, Sunil Hadap, Eli Shechtman, Kalyan Sunkavalli, Sylvain Paris, and Dimitris Samaras. 2017. Portrait lighting transfer using a mass transport approach. *ACM Transactions on Graphics (TOG)* 36, 4 (2017), 1.
- Aliaksandr Siarohin, Stéphane Lathuilière, Sergey Tulyakov, Elisa Ricci, and Nicu Sebe. 2019. First Order Motion Model for Image Animation. In *Advances in Neural Information Processing Systems*, H. Wallach, H. Larochelle, A. Beygelzimer, F. d'Alché-Buc, E. Fox, and R. Garnett (Eds.), Vol. 32. Curran Associates, Inc. <https://proceedings.neurips.cc/paper/2019/file/31c0b36aef265d9221af80872ceb62f9-Paper.pdf>
- Tiancheng Sun, Jonathan T Barron, Yun-Ta Tsai, Zexiang Xu, Xueming Yu, Graham Fyfe, Christoph Rhemann, Jay Busch, Paul E Debevec, and Ravi Ramamoorthi. 2019. Single image portrait relighting. *ACM Trans. Graph.* 38, 4 (2019), 79–1.
- Feitong Tan, Sean Fanello, Abhimitra Meka, Sergio Orts-Escolano, Danhang Tang, Rohit Pandey, Jonathan Taylor, Ping Tan, and Yinda Zhang. 2022. VoLux-GAN: A Generative Model for 3D Face Synthesis with HDRI Relighting. *arXiv preprint arXiv:2201.04873* (2022).
- Xiaoou Tang and Xiaogang Wang. 2003. Face sketch synthesis and recognition. In *Proceedings Ninth IEEE International Conference on Computer Vision*. IEEE, 687–694.
- Ayush Tewari, Mohamed Elgharib, Gaurav Bharaj, Florian Bernard, Hans-Peter Seidel, Patrick Pérez, Michael Zollhofer, and Christian Theobalt. 2020. Stylerig: Rigging stylegan for 3d control over portrait images. In *Proceedings of the IEEE/CVF Conference on Computer Vision and Pattern Recognition*. 6142–6151.
- Ayush Tewari, Michael Zollhöfer, Pablo Garrido, Florian Bernard, Hyeonwoo Kim, Patrick Pérez, and Christian Theobalt. 2018. Self-supervised multi-level face model learning for monocular reconstruction at over 250 Hz. In *Proceedings of the IEEE Conference on Computer Vision and Pattern Recognition*. 2549–2559.
- Ayush Tewari, Michael Zollhofer, Hyeonwoo Kim, Pablo Garrido, Florian Bernard, Patrick Perez, and Christian Theobalt. 2017. Mofa: Model-based deep convolutional face autoencoder for unsupervised monocular reconstruction. In *Proceedings of the IEEE International Conference on Computer Vision Workshops*. 1274–1283.
- Omer Tov, Yuval Alaluf, Yotam Nitzan, Or Patashnik, and Daniel Cohen-Or. 2021. Designing an Encoder for StyleGAN Image Manipulation. *arXiv preprint arXiv:2102.02766* (2021).
- Peng Wang, Lingjie Liu, Yuan Liu, Christian Theobalt, Taku Komura, and Wenping Wang. 2021a. Neus: Learning neural implicit surfaces by volume rendering for multi-view reconstruction. *arXiv preprint arXiv:2106.10689* (2021).
- Ting-Chun Wang, Ming-Yu Liu, Andrew Tao, Guilin Liu, Jan Kautz, and Bryan Catanzaro. 2019. Few-shot video-to-video synthesis. *arXiv preprint arXiv:1910.12713* (2019).
- Ting-Chun Wang, Ming-Yu Liu, Jun-Yan Zhu, Andrew Tao, Jan Kautz, and Bryan Catanzaro. 2018. High-Resolution Image Synthesis and Semantic Manipulation with Conditional GANs. In *Proceedings of the IEEE Conference on Computer Vision and Pattern Recognition*.
- Ting-Chun Wang, Arun Mallya, and Ming-Yu Liu. 2021b. One-shot free-view neural talking-head synthesis for video conferencing. In *Proceedings of the IEEE/CVF Conference on Computer Vision and Pattern Recognition*. 10039–10049.
- Zhibo Wang, Xin Yu, Ming Lu, Quan Wang, Chen Qian, and Feng Xu. 2020. Single image portrait relighting via explicit multiple reflectance channel modeling. *ACM Transactions on Graphics (TOG)* 39, 6 (2020), 1–13.
- Mason Woo, Jackie Neider, Tom Davis, and Dave Shreiner. 1999. *OpenGL programming guide: the official guide to learning OpenGL, version 1.2*. Addison-Wesley Longman Publishing Co., Inc.
- Shugo Yamaguchi, Shunsuke Saito, Koki Nagano, Yajie Zhao, Weikai Chen, Kyle Olszewski, Shigeo Morishima, and Hao Li. 2018. High-fidelity facial reflectance and geometry inference from an unconstrained image. *ACM Transactions on Graphics (TOG)* 37, 4 (2018), 1–14.
- Egor Zakharov, Aleksei Ivakhnenko, Aliaksandra Shysheya, and Victor Lempitsky. 2020. Fast bi-layer neural synthesis of one-shot realistic head avatars. In *European Conference on Computer Vision*. Springer, 524–540.
- Egor Zakharov, Aliaksandra Shysheya, Egor Burkov, and Victor Lempitsky. 2019. Few-shot adversarial learning of realistic neural talking head models. In *Proceedings of the IEEE/CVF international conference on computer vision*. 9459–9468.
- Xiuming Zhang, Sean Fanello, Yun-Ta Tsai, Tiancheng Sun, Tianfan Xue, Rohit Pandey, Sergio Orts-Escolano, Philip Davidson, Christoph Rhemann, Paul Debevec, et al. 2021. Neural light transport for relighting and view synthesis. *ACM Transactions on Graphics (TOG)* 40, 1 (2021), 1–17.
- Zijun Zhang. 2018. Improved adam optimizer for deep neural networks. In *2018 IEEE/ACM 26th International Symposium on Quality of Service (IWQoS)*. IEEE, 1–2.
- Hao Zhou, Sunil Hadap, Kalyan Sunkavalli, and David W Jacobs. 2019. Deep single-image portrait relighting. In *Proceedings of the IEEE/CVF International Conference on Computer Vision*. 7194–7202.
- Peng Zhou, Lingxi Xie, Bingbing Ni, and Qi Tian. 2021. CIPS-3D: A 3D-Aware Generator of GANs Based on Conditionally-Independent Pixel Synthesis. (2021). [arXiv:2110.09788](https://arxiv.org/abs/2110.09788)
- Jun-Yan Zhu, Philipp Krähenbühl, Eli Shechtman, and Alexei A Efros. 2016. Generative visual manipulation on the natural image manifold. In *European conference on computer vision*. Springer, 597–613.
- Jun-Yan Zhu, Taesung Park, Phillip Isola, and Alexei A Efros. 2017b. Unpaired Image-to-Image Translation using Cycle-Consistent Adversarial Networks. In *Computer Vision (ICCV), 2017 IEEE International Conference on*.
- Xiangyu Zhu, Xiaoming Liu, Zhen Lei, and Stan Z Li. 2017a. Face alignment in full pose range: A 3d total solution. *IEEE transactions on pattern analysis and machine intelligence* 41, 1 (2017), 78–92.