

Eliciting and Learning with Soft Labels from Every Annotator

Katherine M. Collins^{*1}, Umang Bhatt^{*1,2}, Adrian Weller^{1,2}

¹ University of Cambridge

² The Alan Turing Institute

{kmc61, usb20, aw665}@cam.ac.uk

Abstract

The labels used to train machine learning (ML) models are of paramount importance. Typically for ML classification tasks, datasets contain hard labels, yet learning using soft labels has been shown to yield benefits for model generalization, robustness, and calibration. Earlier work found success in forming soft labels from multiple annotators’ hard labels; however, this approach may not converge to the best labels and necessitates many annotators, which can be expensive and inefficient. We focus on efficiently eliciting soft labels from individual annotators. We collect and release a dataset of soft labels for CIFAR-10 via a crowdsourcing study ($N = 242$). We demonstrate that learning with our labels achieves comparable model performance to prior approaches while requiring far fewer annotators. Our elicitation methodology therefore shows promise towards enabling practitioners to enjoy the benefits of improved model performance and reliability with fewer annotators, and serves as a guide for future dataset curators on the benefits of leveraging richer information, such as categorical uncertainty, from individual annotators.

1 Introduction

Supervised machine learning (ML) relies on labeled training data. Most ML datasets for classification are constructed by asking one annotator to provide a single label for an image. However, an annotator might usefully ascribe probabilities to various labels. Requesting just one hard label may be a *lossy* operation, as potentially important information about an annotator’s uncertainty is not captured.

Peterson et al. (2019) and Battleday, Peterson, and Griffiths (2020) ask multiple annotators each to provide one hard label for every image in the CIFAR-10 test set, yielding a label set they call CIFAR-10H. Soft labels are then obtained by simply aggregating the hard labels over annotators. This set of soft labels is costly to procure as many annotators are required. In addition, while this method indeed captures some notion of probability judgments through multiple annotator labels for a single image, we argue these labels could be misleading since they do not amalgamate individual annotators’ soft labels (as only the mode judgments from each annotator are aggregated).

Instead, we elicit and aggregate *per-annotator* probabilistic judgments over the label space in an image classification

setting, specifically CIFAR-10 (Hinton et al. 2012). Fig. 1 illustrates how our method compares to that of Peterson et al. (2019). We highlight the following contributions:

- We introduce an efficient approach to elicit soft labels from individual annotators and will release the code for our elicitation interface.
- We release our dataset of 6,050 soft labels over 1,000 image datapoints from CIFAR-10. We call this new dataset of *soft* labels CIFAR-10S.
- We show that models trained with CIFAR-10S obtain similar performance (in terms of accuracy, robustness, and calibration) to models trained on CIFAR-10H with approximately 8.5x fewer annotators and 60% of the total annotation time.

2 Related Work

Training on soft instead of hard labels can improve robustness and generalization (Pereyra et al. 2017; Müller, Kornblith, and Hinton 2019). Soft labels have been constructed using smoothing mechanisms (Szegedy et al. 2016), auxiliary teacher networks as in knowledge distillation (Hinton et al. 2015; Gou et al. 2021), and aggregate human annotations (Sharmanska et al. 2016; Peterson et al. 2019; Recht et al. 2019; Uma et al. 2020; Gordon et al. 2021, 2022; Uma, Almanea, and Poesio 2022; Koller, Kauermann, and Zhu 2022). While the first two methods have led to significant advances in model performance, hand-crafted or learned soft labels often rely on hard labels, which tend to be impoverished representations of human precepts over datapoints. We therefore focus on the third approach, learning with soft labels derived from human annotations.

Nguyen, Valizadegan, and Hauskrecht (2014) form soft labels from experts’ subjective scales in a binary classification in a clinical data setting. For image data, Peterson et al. (2019) construct soft labels, but do so by aggregating annotators’ hard labels for CIFAR-10 and significantly improve classifier robustness. Uma et al. (2020) and Uma, Almanea, and Poesio (2022) extend aggregation-based soft labels to domains beyond image classification and study the incorporation of other forms of “softness,” such as temperature scaling, to enhance performance. Existing works primarily focus on aggregating *hard* labels from individual annotators. In contrast, we believe we are the first to train using rich soft

^{*}Both authors contributed equally.

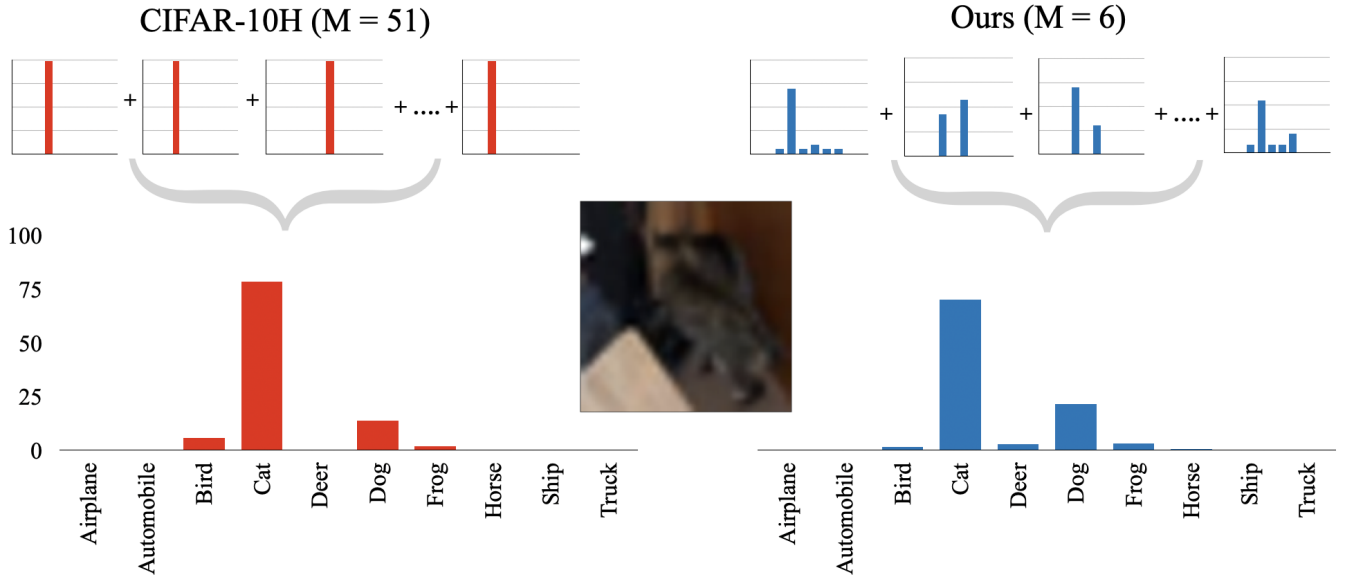


Figure 1: Unlike CIFAR-10H, we enable each annotator to express their uncertainty over image identity, enabling us to converge to richer labels faster: $M = 51$ annotators for (Peterson et al. 2019) vs. $M = 6$ annotators for ours.

labels elicited *directly* from annotators by requesting probabilistic judgments per annotator for multi-class problems.

There is a plethora of existing work on eliciting uncertainty judgements about outcomes (O’Hagan et al. 2006; Nguyen, Valizadegan, and Hauskrecht 2014; Firman et al. 2018; Bhatt et al. 2021; Steyvers et al. 2022; Vodrahalli, Gerstenberg, and Zou 2022); however, none explicitly considers using uncertainty estimates to craft a soft label over multiple categories for training. The crowdsourcing literature has looked into the efficiency of collecting additional information from annotators (Chung et al. 2019; Méndez et al. 2022). We explicitly ask annotators to provide probabilistic judgments about labels for images, and focus our comparison not just on obtaining a soft label with fewer annotators than (Peterson et al. 2019) but also directly using our labels to confer improved machine performance.

3 Problem Setting

We focus on the K -way classification setting. We assume we have a dataset of N images $\{x_1, x_2, \dots, x_N\}$ and an associated set of N labels $\{y_1, y_2, \dots, y_N\}$, where y_i is a vector in $[0, 1]^K$ representing a distribution over K labels. When the label is the traditional one-hot vector $y_i \in \{0, 1\}^K \subseteq [0, 1]^K$, we call this a hard label. Each image’s ordinal label may have been decided on by a single annotator (Passonneau and Carpenter 2014), or a majority vote of multiple annotators (Sheng et al. 2017). In our framework, the label distribution $P(y_n|x_n)$ has all mass placed on a single class:

$$P_{\text{hard}}(y_n = k|x_n) = \mathbb{1}[y_n = k]$$

where $\mathbb{1}[y_n = k]$ is an indicator variable of whether class k has been assigned or not by a single annotator. However, this approach does not allow for the representation of annotator

disagreements. As a result, others consider eliciting a single ordinal label from each of M annotators, $y_n^m \in \{0, 1\}^K$ (Peterson et al. 2019; Uma et al. 2020). This results in a distribution over labels:

$$P_{\text{multi}}(y_n = k|x_n) = \frac{1}{M} \sum_{m=1}^M \mathbb{1}[y_n^m = k]$$

The result is a soft label where $y_n \in [0, 1]^K$. Note, converting a distribution $P(y_n|x_n)$ to a label during training is straightforward, if we permit soft labels at training time (Uma et al. 2020). These labels can also be smoothed via softmax. Yet, in existing frameworks, each annotator does not have the power to express their distribution over labels. We therefore consider the case where we elicit $P(y_n|x_n)$ directly from a *single* annotator. Here, each annotator specifies p_k^m , their own personal probability distribution P_m over the labels. This allows us to aggregate all M annotators’ probability distributions to form an aggregate label distribution as follows:

$$P_{\text{ours}}(y_n = k|x_n) = \frac{1}{M} \sum_{m=1}^M p_k^m$$

where $p_k^m \in [0, 1]$ that the label $y_n = k$, assigned by annotator m . We enforce the result is a valid probability distribution with $\sum_{k=1}^K p_k^i = 1$. This framing recovers a single hard label if $M = 1$ and the annotator places all their mass on one label. We recover the soft label from (Peterson et al. 2019) if all M annotators place all mass on one label.

Lastly, we consider the case where we do not have complete access to all K (or $K - 1$, by virtue of the sum-to-one constraint of valid probability distributions) p_k^m per annota-

tor. In practice, an annotator may only specify their confidence over the top two most likely labels, or perhaps indicate some subset of the K labels which are likely to have zero probability given the image. Therefore, the annotator only provides K' probability estimates where $K' < K - 1$. In this case, we need some method which distributes the left-over probability mass over the remaining $K - K' - 1$ labels. We refer to “completing” these under-specified distributions as the problem of *re-distribution*.

To handle *re-distribution*, we define a function r which takes as input any elicited probabilities from the annotator, and outputs a length K vector \hat{p}_m , representing the “completed” set of K probabilities over the label space (where $\sum_{k=1}^K \hat{p}_k^m = 1$). We then let:

$$P_m(y_n = k | x_n) = r(\{p_j^m\}_{j=1}^{K'})_k = \hat{p}_m^k$$

We consider various designs for r in Sec. 4.2. The resulting distributions can then be aggregated to yield a single distribution per image. We highlight in Fig. 1 the differences between eliciting label distributions which place all mass on a single class (CIFAR-10H) versus the soft labels we elicit and aggregate here.

4 Eliciting Soft Labels from Annotators

We now discuss how we collect our dataset, CIFAR-10S. To elicit soft labels from each annotator, we request:

1. The most probable label, with an associated probability
2. Optionally the second most probable label, with an associated probability
3. Any labels which the image is *definitely not*

The most probable and second most probable labels are selected via a radio button, whereas the selection of “definitely not” possible labels is marked through a checkbox to allow annotators to select multiple labels. Probabilities are entered in a text box and asked to be between 0 and 100. We do not require that probabilities sum to 100 across the task, as we normalize after by using one of the elicitation practices of O’Hagan et al. (2006). We explore spreading any remaining mass over the labels not marked as impossible.

We additionally request annotators consider how *other* annotators, specifically “100 crowdsourced workers,” may respond. Encouraging annotators to consider a *third-person* perspective has been shown to encourage more representative responses (Chung et al. 2019; Oakley and O’Hagan 2010). Our interface is depicted in Appendix Fig. 8.

4.1 Setup

We recruit $N = 242$ participants on Prolific (Palan and Schitter 2018). We identified 886 images with the highest entropy (entropy ≥ 0.25) from CIFAR-10H (Battleday, Peterson, and Griffiths 2020; Peterson et al. 2019) to best validate the efficacy of our approach on the “hardest,” and arguably most interesting cases. Battleday, Peterson, and Griffiths (2020) found that only around 30% of the images

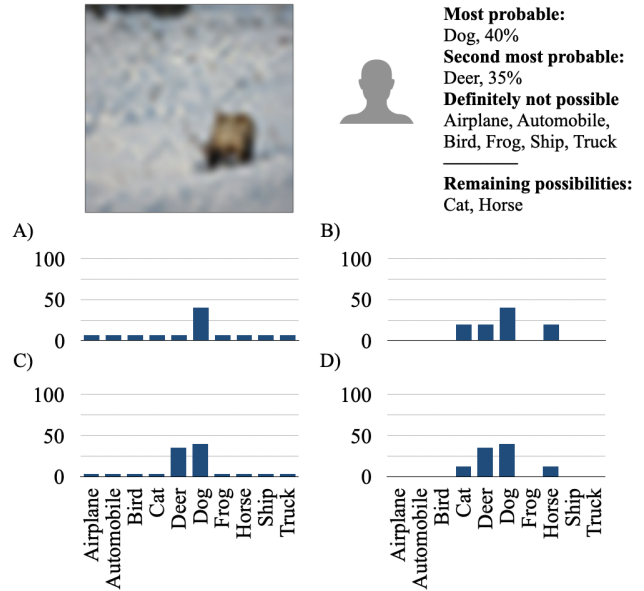


Figure 2: Depiction of constructed label varieties from the information elicited from a single annotator: A) Top 1, Uniform, B) Top 1, Clamp, C) Top 2, Uniform, D) Top 2, Clamp. Note, possible labels are inferred by exclusions.

had high inter-annotator disagreements. However, we included three images with low entropy (entropy ≤ 0.1) under CIFAR-10H within each batch¹ to ensure a sufficient diversity of ambiguity was shown to each participant.

We follow (Battleday, Peterson, and Griffiths 2020) in *up-sampling* each image to a resolution of 160x160 using Lanczos-upsampling. While this reduces the amount of ambiguity in the traditionally low-resolution CIFAR-10 images, we aim to benchmark our method against (Peterson et al. 2019) as closely as possible and hence follow their transformation. As we observe that an overwhelming proportion of CIFAR-10H images have mass on only two labels (approximately 77.2%), we ask participants to specify only the top two most probable labels and any that are definitely not possible.

Each participant sees a batch of 27 images, where two such images are repeated as checks for attention and consistency. The order of labels and images was shuffled across participants. To align with local regulations, annotators are paid at a base rate of \$8/hr with a possible bonus up to a rate of \$9/hr. We encourage annotators to provide responses they think others would provide, inducing third-person thinking (Oakley and O’Hagan 2010; Chung et al. 2019).

We exclude any participant who did any of the following more than twice: (i) specified a probability outside of the range requested, 0 to 100; (ii) expressed that their own most probable or second most probable labels were also definitely not possible; or (iii) failed to specify any probability for their

¹With the exception of two of the batches of the 40 batches that contain all higher entropy images due to randomization.

most probable label. For participants who made such errors only once, we only rule out those who provided low-quality responses by excluding those who had an accuracy against the CIFAR-10 hard labels less than 75%, the threshold used in (Battleday, Peterson, and Griffiths 2020). Our 75% accuracy exclusion threshold is only applied for annotators who made one of the above errors. We never exclude by accuracy alone in an effort to maintain diversity of percepts collected, as accuracy assumes CIFAR-10 labels are ground truth.

4.2 Constructing Soft Labels

Our elicitation yields multiple pieces of information (first and second most probable labels with specified probabilities, and labels which are deemed to have zero probability) which we can use – or ignore – when forming a soft label. We explore several varieties of soft label constructions.

How to Redistribute Extra Mass? A central question in our elicitation scheme is how to distribute any mass which is left unspecified; for instance, if an annotator marks “truck” as the most probable class with probability 70% and “automobile” as the second most probable class at 20% likely, there is 10% of mass remaining that conceivably could be spread onto other classes. We consider two forms of redistribution in this work: 1) **uniform** redistribution whereby the remaining mass is spread equally over the remaining classes, or 2) **clamp** which uses the “definitely not” elicitation to spread the remaining mass equally over only those classes which the annotator did not specify as zero probability.

If an annotator specifies 100% of the mass over the top one or two labels but only selects a subset of the remaining labels as definitely not possible, then we posit that the annotator views the unselected classes not having zero probability. Thus, we maintain a small portion of mass γ to be spread over the remaining classes. γ is selected via a held-out set, as discussed in Section 5.1. We do not apply this procedure in the *uniform* redistribution setting, as there we assume no access to the “definitely not” information.

Label Varieties We have 2×2 possible soft label construction methods: {most probable only, most probable and second most probable} \times {redistribute uniformly, redistribute via clamp}. We use the notation T1 to specify if only the most probable class and its associated probability is used, and T2 if we include information about both the most probable and second most probable categories. We also refer to the redistribution approaches as “clamp” or “unif” following the definitions above. The label that uses *all* elicited information is T2 Clamp, which is the label set we refer to as CIFAR-10S. All soft labels, regardless of variety, are normalized to sum to one. Examples of constructed labels from a single annotators’ response are shown in Fig. 2.

4.3 Comparing CIFAR-10H and CIFAR-10S Label Properties

We compare how the structure of our elicited labels in CIFAR-10S compares to those in CIFAR-10H (Peterson et al. 2019; Battleday, Peterson, and Griffiths 2020). The elicitation of CIFAR-10H is lossy because annotators may

be less than 100% sure about the hard label they are asked to provide. If every annotator is 51% sure an image is class k and 49% sure it is class ℓ , they will provide class k in the elicitation of Peterson et al. (2019). For our setting, annotators can express their label probabilities directly.

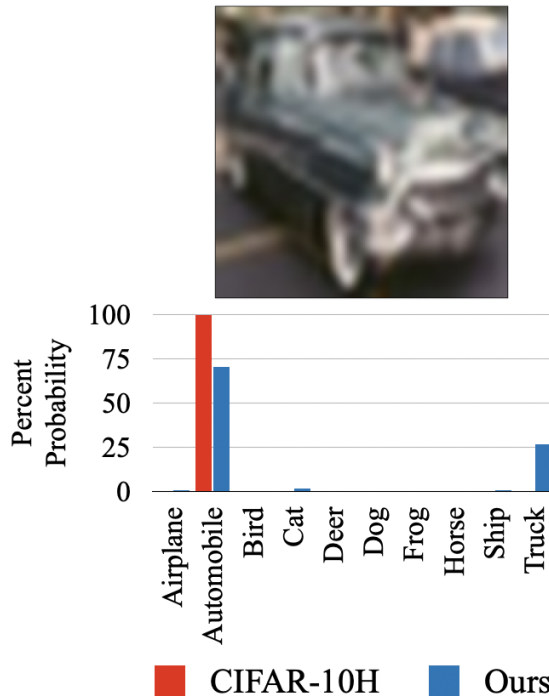


Figure 3: Our soft variant of a CIFAR-10H hard label captures inter-class similarities (i.e., trucks and automobiles).

While CIFAR-10H labels may nearly have all mass on a single class, our elicitation yields labels which have mass spread across more classes. This not only captures some of the inherent ambiguity in the image, but has the potential to provide information into inter-class similarity structure. For example, our annotators place mass jointly over “automobiles” *and* the similar “truck” category, whereas a CIFAR-10H label may have all mass on the “automobile” category; see Fig. 3. We highlight additional examples of label differences in Appendix Fig. 6 and Appendix Fig. 7. While we do not study inter-class similarity structure in this work, this direction is ripe for further inquiry.

While our elicitation scheme yields fundamentally different labels for some images, we find our method produces remarkably similar labels to those of CIFAR-10H. Specifically, when considering T2 Clamp, the entropy of our labels has a Pearson’s r correlation coefficient of 0.596, and an average Wasserstein distance of 0.028 to CIFAR-10H. This is exciting, as we are able to recover much of the richness of CIFAR-10H labels *and more* from approximately 8.5x fewer annotators (an average of $M = 51$ per image vs. approximately 6 in our dataset). We depict this in Fig. 4.

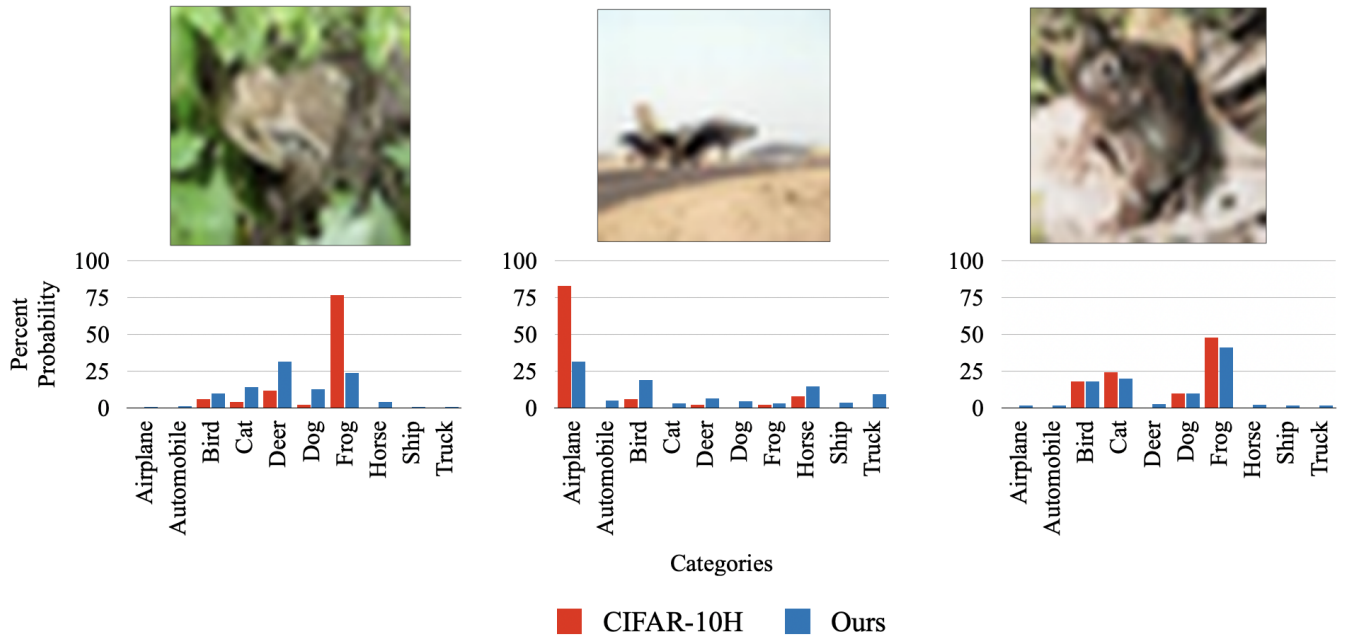


Figure 4: Comparison of our elicited labels against CIFAR-10H. From left to right: the images depict two examples with high Wasserstein distance between labels; then one example where we recover similarly rich, high entropy labels from 8.5x fewer annotators. The CIFAR-10 labels for these images are frog, airplane, and frog, respectively.

Label Type	Time	Acc	CE	FGSM Loss	PGD Loss	Calibration Error	Entropy Corr
Hard Labels	-	0.64±0.01	2.25±0.04	16.72±0.23	27.62±0.33	0.3±0.01	0.14±0.02
CIFAR-10H	306s	0.66±0.01	1.38±0.02	9.45±0.12	17.17±0.19	0.2±0.01	0.21±0.01
Ours (T2, Clamp)	180s	0.65±0.01	1.41±0.02	9.52±0.14	19.57±0.21	0.2±0.01	0.21±0.01

Table 1: Training on 1) original CIFAR-10 hard labels, 2) aggregated per-annotator hard labels from CIFAR-10H (avg $M = 51$ annotators per image), versus 3) the $M = 6$ aggregated per-annotator soft labels we collect in CIFAR-10S. Our soft labels here utilize all elicited information from annotators (i.e., T2 Clamp).

Takeaways Our elicitation approach enables annotators to express their distribution over image labels, approximating and expanding on the richness of CIFAR-10H from far fewer annotators. Even in cases where annotators may agree on the most likely image label, our approach – which enables annotators to express their instantaneous probability judgments over *possible* other categories – yields labels which potentially better represent the distribution over labels.

5 Evaluating the Efficacy and Efficiency of Learning with Per-Annotator Soft Labels

We investigate how learning over our elicited soft labels compares against learning over labels drawn from CIFAR-10H. CIFAR-10H labels have previously been shown to confer generalization benefits over several other soft labeling approaches, such as class-level confusion-based smoothing and knowledge distillation (Peterson et al. 2019). We focus on performance when constructing labels from *sub-samples* of annotators. This enables us to investi-

gate the *annotator efficiency* of our soft label elicitation. Additionally, we study the impact of constructing labels from subsets of elicited data. We also consider performance differences in light of the *total time* elicitation takes.

5.1 Setup

Data We follow Uma et al. (2020) by training over a 70/30 split of CIFAR-10H. As there are 10,000 images in CIFAR-10H, we use 3,000 images as our evaluation set. Validation is performed over a 10% CIFAR-10 training set. As we do not have labelings for all the images in CIFAR-10H, we train on hard labels for any image for which we have not elicited labelings: this ensures a fair comparison between our soft labels and those of CIFAR-10H. **Since our models are trained on labels from our data but tested on labels from (Peterson et al. 2019), we expect to perform worse than had we tested on our own labels.** Our comparison against CIFAR-10H relates to the labelings of the selected 1,000 images.

Model and Training Our model and training procedures follow Uma et al. (2020), as they explore learning with CIFAR-10H labels and explicate a clear, standardized learning procedure. We similarly employ a ResNet-34A (He et al. 2016) with a weight decay of $1e-4$ and follow their learning rate scheduling: we start with a learning rate of 0.1 and drop by a factor of $1e-4$ after epoch 50 and again at 55. We train for a total of 65 epochs and employ a cross-entropy training objective. We run each experiment over 10 seeds. A redistribution factor of $\gamma = 0.1$ is used to spread extra mass, which was selected using a validation set of CIFAR-10 from $\gamma \in \{0.0, 0.01, 0.05, 0.1, 0.2, 0.3, 0.4\}$.

Evaluation Measures We care principally about model robustness and generalization. However, as noted in (Thomas and Uminsky 2022), no single metric captures the qualities we seek to obtain. Hence, we consider a battery of tests, including and beyond conventional accuracy against the most probable label. Specifically, we measure cross-entropy against the heldout CIFAR-10H soft labels; robustness to adversarial attacks, namely Fast Gradient Sign Method, FGSM (Goodfellow, Shlens, and Szegedy 2014) and Projected Gradient Descent, PGD (Kurakin, Goodfellow, and Bengio 2016); calibration error, RMSE, following (Hendrycks et al. 2022); and the correlation between the model’s predicted entropy and that of the CIFAR-10H labels, as measured in (Uma et al. 2020). Both robustness attacks are employed using an $\ell_\infty = 4$ bound with the PGD attack being run for 10 iterations. These settings match those used in Peterson et al. (2019).

Annotation Time We include estimated total annotation time for each labeling scheme. Our elicitation takes a median of 32 seconds for annotators to provide the most probable label with an associated probability, optionally the second most probable label with a probability, and any label which are definitely not perceived as the image category. This entails five different inputs from an annotator. As we do not have access to the time taken for each input, we assume that each takes roughly the same amount of time. We assign an approximate 6 seconds to the elicitation time per input. We do not know the elicitation taken per response of CIFAR-10H. We assume that each annotation also takes 6 seconds (in-line with simulating one of our annotators only selecting the most probable class). We therefore let total annotation time equal $M \times t_{\text{per}}$, where M is the number of annotators being aggregated per image and t_{per} is the estimated time taken per annotator to obtain that label type.

5.2 Learning with Soft Labels

We first compare our aggregate per-annotator soft labels using all information elicited from annotators (i.e., T2, Clamp) against the *complete* aggregate labels from CIFAR-10H, i.e., labels formed from all of their approximately 51 labelers. We benchmark performance against training on conventional CIFAR-10 hard labels.

As shown in Table 1, we find that even from approximately 8.5x fewer annotators than CIFAR-10H. Our labels took around 60% of the total annotation time taken to acquire CIFAR-10H labels. Our per-annotator soft labels en-

dow the learned classifier nearly comparable performance with respect to CIFAR-10H labels.

We show how our elicitation is more *annotator-efficient*. We construct labels using the *same* total number of annotators across both labeling approaches. For each image, we sample two of the annotators in CIFAR-10H to aggregate, and compare the utility of learning over the aggregate labels against a similarly sub-sampled aggregation over two of our per-annotators’ soft labels per image. When forming labels over few annotators, our method yields significant performance boosts, as seen in Table 2. We yield a significantly more robust classifier, which generates accurate predictions on the held-out CIFAR-10H set.

We can go further and demonstrate in Table 3 that constructing training labels from *just one* of our annotators achieves even larger robustness and downstream calibration benefits compared to learning from a single CIFAR-10H labeler. This is expected, as a single CIFAR-10H labeler is simply a one-hot, hard label. Moreover, we see that *each* of our labelings yields better performance than when only a hard label is elicited from an annotator. While leveraging all the information we elicited (T2, Clamp) tends to support the best performance, only eliciting the most probable label along with labels which have perceived zero probability (T1, Clamp) enables the learning of highly robust classifiers.

We depict a full comparison of performance when varying the number of annotators we are aggregating over in Fig. 5. Across most metrics (with the exception of PGD robustness), our method is significantly more annotator efficient. We recognize, however, that total annotation time (accounting for the time spent per annotator) is also a practical concern. We visualize the same performance relationship with total estimated annotation time ($M * t_{\text{per}}$) in Appendix Fig. 9, and across all label varieties in Appendix Fig. 10. On this cost basis, the performance metrics of our method and that of (Peterson et al. 2019) are similar.

Takeaways Eliciting and aggregating individuals’ soft labels from a few annotators results in a classifier that achieves good performance and robustness compared to the results of (Peterson et al. 2019) with more annotators. This highlights that collecting categorical soft labels can be beneficial. While our method offers consistent advantages in the few-annotator regime, the benefits of eliciting per-annotator soft labels versus many annotators’ hard labels is not clear when accounting for total annotation time (our method is no worse and we expect it to perform better if tested on our own soft labels).

5.3 Simulating Annotations without Elicited Uncertainty

We have so far shown that our soft label approach yields comparable performance and even *outperforms* models trained with CIFAR-10H labels along most metrics in the few annotator regime. This holds across several varieties of soft labels that can be formed from our labels. However, it is unclear the extent to which eliciting annotator probability estimates is beneficial.

We address this question by training a model on labels

Label Type	Time	Acc	CE	FGSM Loss	PGD Loss	Calibration Error	Entropy Corr
CIFAR-10H	12s	0.65±0.01	1.72±0.03	12.46±0.17	22.06±0.24	0.25±0.01	0.18±0.02
Ours (T2, Clamp)	60s	0.65±0.01	1.47±0.02	10.07±0.14	21.03±0.23	0.21±0.01	0.2±0.01

Table 2: Training on labels formed by aggregating over M=2 annotators per image, where again, our soft labels here utilize all elicited information from annotators (i.e., T2 Clamp).

Label Type	Time	Accuracy	CE	FGSM Loss	PGD Loss	Calibration Error	Entropy Corr
CIFAR-10H	6s	0.65±0.01	1.72±0.03	12.46±0.17	22.06±0.24	0.25±0.01	0.18±0.02
Ours (T1, Unif)	12s	0.64±0.01	1.55±0.03	10.6±0.15	23.02±0.25	0.21±0.01	0.22±0.01
Ours (T1, Clamp)	18s	0.64±0.01	1.49±0.02	10.24±0.14	20.3±0.22	0.22±0.01	0.22±0.01
Ours (T2, Unif)	24s	0.65±0.0	1.53±0.03	10.49±0.15	21.68±0.24	0.22±0.0	0.2±0.01
Ours (T2, Clamp)	30s	0.65±0.01	1.47±0.02	10.07±0.14	21.03±0.23	0.21±0.01	0.2±0.01

Table 3: Training on labels formed by aggregating over a single randomly sampled annotator (M=1) per image.

which simulate the setting where an annotator could only select the two most probable labels (“Select Top 2 Only”). In this scenario, we assume that we do not have access to annotators’ relative likelihood weightings amongst those two classes; therefore, we spread mass uniformly over the top two selected. We compare this against our labels which *do* allow annotators to specify relative probabilities. We see in Table 4 that relative uncertainty information *does* allow the construction of more effective labels for a learner.

Takeaways Eliciting probability information, rather than simply selecting the most probable classes, provides useful learning signal to improve generalization and robustness. Future work can perform a detailed cost/benefit analysis of elicitation between performance gains and annotator time.

6 Discussion

Fewer Annotators Needed if Eliciting Soft Labels We demonstrate that constructing training labels from per-annotator soft labels allows practitioners to use significantly fewer labels and still enjoy the benefits of improved model generalization, bolstered robustness, and better calibration found when aggregating many annotators’ hard labels (Peterson et al. 2019). While online crowdsourcing platforms like Prolific (Palan and Schitter 2018) and Amazon Mechanical Turk (MTurk) enable researchers to rapidly scale experiments to many annotators, it may be challenging to recruit large numbers of annotators in domains that require expertise like medicine or criminal justice. Our elicitation approach serves to lower the barrier for efficient in-house data annotation: *when it is hard to recruit many annotators, our approach to eliciting soft labels from just a few annotators may be particularly effective*. Such annotator efficiency could also be used to support rapid personalization. As an example, “teachable object recognition” is being used to enable people with visual challenges to adapt classifiers to their particular needs (Massiceti et al. 2021). In this application area, we may only have a single vision-impaired user per input, warranting the need for rich, single-annotator schemes such as the one we propose.

The Sensibility of Eliciting Annotator Probabilities The notion of eliciting soft labels from annotators has conceptual niceties. In particular, our labeling scheme *empowers* annotators to express probability judgements they have in their label assignment. In a hard label setting, annotators are required to select a single label (Peterson et al. 2019); however, an annotator has no means to express if they have any ambiguity in their label, which could occur if the image is particularly noisy or there are many similar label options. While humans have been found to have biases in their probabilistic assessments of the likelihood of phenomena (Lichtenstein, Fischhoff, and Phillips 1977; Tversky and Kahneman 1996; O’Hagan et al. 2006; Sharot 2011), we do not think this is a sufficient reason to avoid eliciting probability judgments from annotators. As noted by O’Hagan et al. (2006) and O’Hagan (2019), human uncertainty can be elicited reliably as long as elicitation is rigorous. If an annotator is unsure of their decision, forcing an annotator to compress out all of this uncertainty by specifying one hard label only exacerbates, rather than solves, the challenge of capturing annotator ambiguity.

Indeed, reasoning under uncertainty is a linchpin of human cognition (Lake et al. 2017) and has been shown to be a central component of “good” decision-making (Laidlaw and Russell 2021; Bhatt et al. 2021). Fields which have traditionally de-emphasized uncertainty, such as in the medical profession, are now encouraging trainees to recognize and thoroughly consider when there is uncertainty in a diagnosis or treatment plan in an effort to improve medical safety (Hall 2002; Platts-Mills, Nagurney, and Melnick 2020; Cox et al. 2021). Hence, annotation schemes which enable the expression of probability judgements, particularly in datasets wherein the underlying “ground truth” or the “true” label is unknown, are sensible and desirable for improving machine safety, trustworthiness, and efficacy. Our elicitation approach takes a practical step towards this goal and offers pragmatic benefits for learning and generalization.

Considerations of Ground Truth and Performance Battleday, Peterson, and Griffiths (2020) require their annotators to be accurate with respect to CIFAR-10 labels.

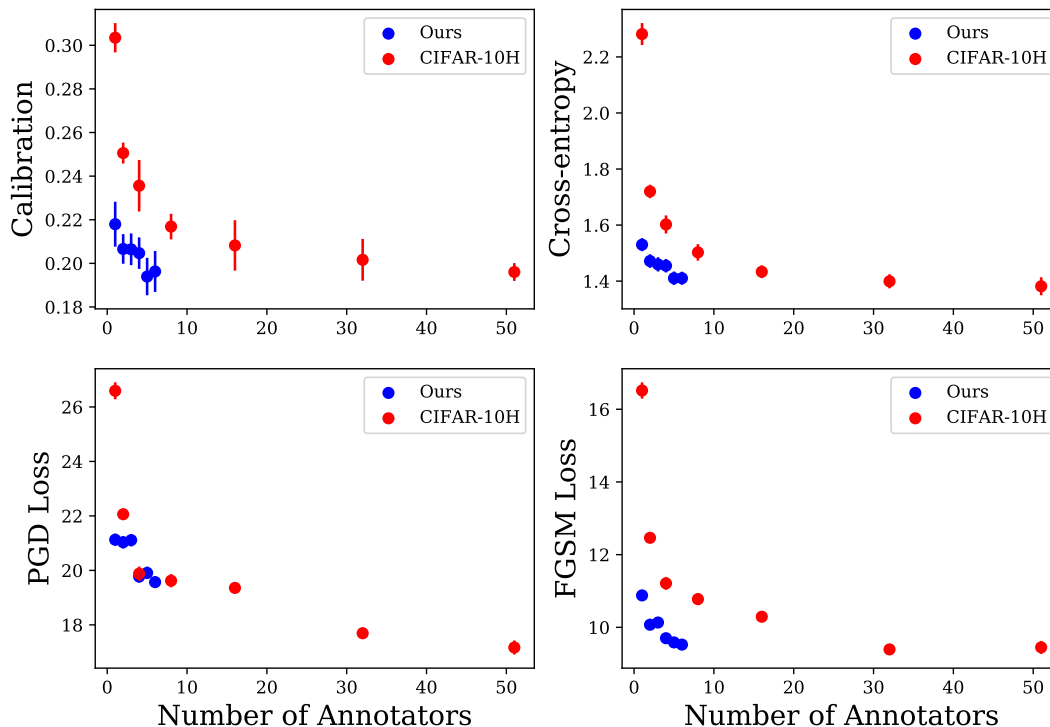


Figure 5: Comparison of learner performance based on number of annotators used to create the training labels. Red dots depict performance when aggregating M CIFAR-10H annotators for $M \in \{1, 2, 4, 8, 16, 32, \text{all}\}$. Blue dots indicate CIFAR-10S T2 Clamp soft labels, constructed from varying $M \in \{1, 2, 3, 4, 5, 6\}$. Dots represent performance averaged over 10 seeds.

Label Type	Time	Accuracy	CE	FGSM Loss	PGD Loss	Calibration	Entropy Corr
Select Top 2 Only	48s	0.64±0.01	1.46±0.02	10.19±0.15	20.6±0.23	0.2±0.01	0.21±0.01
Top 2 With Prob (Unif)	144s	0.65±0.01	1.43±0.02	9.84±0.14	20.21±0.22	0.2±0.01	0.22±0.01
Top 2 With Prob (Clamp)	180s	0.65±0.01	1.41±0.02	9.52±0.14	19.57±0.21	0.2±0.01	0.21±0.01

Table 4: Training with ablated annotator uncertainty over aggregated labels ($M=6$). Here, ‘‘Select Top 2 Only’’ places equal mass on the labels selected as most probable and second most probable by each annotator.

The average annotator accuracy of CIFAR-10H is 95%. We do not discard annotators by accuracy alone, hence our annotator accuracy is slightly lower: annotators chose the CIFAR-10 label as the top label approximately 84% of the time and include this label in their top two choices 92% of the time. We hope our dataset may be helpful for researchers studying learning from semi-noisy annotators.

While many ML tasks assume a ‘true’ label to calculate metrics like accuracy, there are settings where it is not possible or sensible to aim for a single true label, agreed upon by all annotators. To be conservative, and for consistency with (Peterson et al. 2019), **we report results for our methods considering the labels of CIFAR-10H as ‘truth’**. It is promising that we perform well in this setting. We expect our methods to perform better if a held out set of our own CIFAR-10S labels is instead assumed to be ‘true’, as might be considered appropriate. Our soft labels permit multiple categories to be simultaneously considered without explicit

consensus. In future work, we hope to further leverage probabilistic judgements to reconsider notions of ‘truth’.

Limitations While our labeling methods yield conceptual benefits, and potential advantages in annotator efficiency and improved performance, we recognize that currently our approach is significantly slower to collect per annotator than hard labeling. Moreover, we are cognizant that our findings are within a particular domain, image classification, over a particular dataset, the test set of CIFAR-10 (i.e., we collect annotations over 10% of CIFAR-10H). More work is needed to verify if our results generalize to other settings, and extend beyond the crowdsourcing space to real-world domain experts. All participants considered here are based in the United States and speak English as their first language. As discussed in (Prabhakaran, Davani, and Diaz 2021; Díaz et al. 2022), recruiting a diverse group of annotators from different backgrounds and releasing disaggregated annotator responses is important to ensure a broad spectrum of human

experiences and world views are captured in datasets.

Using and Extending our Interface To design more time-efficient elicitation and scale our soft label elicitation interface to other domains, we make our elicitation interface publicly available.² To apply our set-up to a new problem, all one needs are: 1) a folder of the images one wishes to present to the annotator, 2) a set of labels that the annotator is allowed to select, and 3) an allocation of images to batches (e.g., a `.json` file). We hope the ease with which our interface can be adapted to new domains will lower the barrier of entry for others to run their own crowdsourcing collation.

Additional Extensions Future work can consider how the elicitation of soft labels via annotator probabilities may change over a broader set of datasets and domains, and may alter if eliciting across a wider spectrum of annotator backgrounds, where some may be assumed to have access to “privileged information” based on their experiences which are worthy to model (Sharmanska et al. 2016). And in light of the time costs of our elicitation, we see promise in developing active methods to identify which images may benefit most from being queried via our rich elicitation scheme. We encourage researchers and designers to create more time-efficient schemes to elicit rich annotator probability or uncertainty measures towards constructing good soft labels.

We have only considered simple averaging to aggregate annotations; future work could draw on the expansive literature concerning aggregation (Levin and Nalebuff 1995; Ho, Frongillo, and Chen 2016; Wei et al. 2022) to develop better schemes which may take into account differential annotator characteristics such as trustworthiness. We encourage researchers to evaluate the efficacy of our constructed soft labels in other learning paradigms, such as weakly supervised learning (Arazo et al. 2019; Wei et al. 2022), online learning (Chen et al. 2022), or curriculum learning (Liu et al. 2017), and as human-grounded priors in Bayesian neural network settings (Fortuin 2022).

7 Conclusion

In this work, we have shown the benefits of eliciting and aggregating per-annotator soft labels over aggregating hard labels on the CIFAR-10 dataset (Peterson et al. 2019). The benefits we observe include: improved model generalization, calibration, and robustness from fewer total annotators; and richness in the learning signal which enables improved calibration. We release the code for our elicitation interface and our collected soft label dataset as CIFAR-10S. We hope that our work encourages others to explore the benefits of eliciting soft labels from annotators.

Acknowledgments

UB acknowledges support from DeepMind and the Leverhulme Trust via the Leverhulme Centre for the Future of Intelligence (CFI), and from the Mozilla Foundation. AW acknowledges support from a Turing AI Fellowship under grant EP/V025279/1, The Alan Turing Institute, and the Leverhulme Trust via CFI.

²The repository will be made publicly available shortly.

References

- Arazo, E.; Ortego, D.; Albert, P.; O’Connor, N.; and McGuinness, K. 2019. Unsupervised label noise modeling and loss correction. In *International conference on machine learning*, 312–321. PMLR.
- Battleday, R. M.; Peterson, J. C.; and Griffiths, T. L. 2020. Capturing human categorization of natural images by combining deep networks and cognitive models. *Nature communications*, 11(1): 1–14.
- Bhatt, U.; Antorán, J.; Zhang, Y.; Liao, Q. V.; Sattigeri, P.; Fogliato, R.; Melançon, G.; Krishnan, R.; Stanley, J.; Tickoo, O.; et al. 2021. Uncertainty as a form of transparency: Measuring, communicating, and using uncertainty. In *Proceedings of the 2021 AAAI/ACM Conference on AI, Ethics, and Society*, 401–413.
- Chen, V.; Bhatt, U.; Heidari, H.; Weller, A.; and Talwalkar, A. 2022. Perspectives on Incorporating Expert Feedback into Model Updates. *arXiv preprint arXiv:2205.06905*.
- Chung, J. J. Y.; Song, J. Y.; Kuttly, S.; Hong, S. R.; Kim, J.; and Lasecki, W. S. 2019. Efficient Elicitation Approaches to Estimate Collective Crowd Answers. *Proc. ACM Hum.-Comput. Interact.*, 3(CSCW).
- Cox, C. L.; Miller, B. M.; Kuhn, I.; and Fritz, Z. 2021. Diagnostic uncertainty in primary care: what is known about its communication, and what are the associated ethical issues? *Family practice*, 38(5): 654–668.
- Díaz, M.; Kivlichan, I.; Rosen, R.; Baker, D.; Amironeisei, R.; Prabhakaran, V.; and Denton, E. 2022. CrowdWorkSheets: Accounting for Individual and Collective Identities Underlying Crowdsourced Dataset Annotation. In *2022 ACM Conference on Fairness, Accountability, and Transparency*, 2342–2351.
- Firman, M.; Campbell, N. D. F.; Agapito, L.; and Brostow, G. J. 2018. DiverseNet: When One Right Answer Is Not Enough. In *Proceedings of the IEEE Conference on Computer Vision and Pattern Recognition (CVPR)*.
- Fortuin, V. 2022. Priors in bayesian deep learning: A review. *International Statistical Review*.
- Goodfellow, I. J.; Shlens, J.; and Szegedy, C. 2014. Explaining and harnessing adversarial examples. *arXiv preprint arXiv:1412.6572*.
- Gordon, M. L.; Lam, M. S.; Park, J. S.; Patel, K.; Hancock, J.; Hashimoto, T.; and Bernstein, M. S. 2022. Jury learning: Integrating dissenting voices into machine learning models. In *CHI Conference on Human Factors in Computing Systems*, 1–19.
- Gordon, M. L.; Zhou, K.; Patel, K.; Hashimoto, T.; and Bernstein, M. S. 2021. The disagreement deconvolution: Bringing machine learning performance metrics in line with reality. In *Proceedings of the 2021 CHI Conference on Human Factors in Computing Systems*, 1–14.
- Gou, J.; Yu, B.; Maybank, S. J.; and Tao, D. 2021. Knowledge distillation: A survey. *International Journal of Computer Vision*, 129(6): 1789–1819.
- Hall, K. H. 2002. Reviewing intuitive decision-making and uncertainty: the implications for medical education. *Medical education*, 36(3): 216–224.

- He, K.; Zhang, X.; Ren, S.; and Sun, J. 2016. Deep residual learning for image recognition. In *Proceedings of the IEEE conference on computer vision and pattern recognition*, 770–778.
- Hendrycks, D.; Zou, A.; Mazeika, M.; Tang, L.; Li, B.; Song, D.; and Steinhardt, J. 2022. Pixmix: Dreamlike pictures comprehensively improve safety measures. In *Proceedings of the IEEE/CVF Conference on Computer Vision and Pattern Recognition*, 16783–16792.
- Hinton, G.; Vinyals, O.; Dean, J.; et al. 2015. Distilling the knowledge in a neural network. *arXiv preprint arXiv:1503.02531*, 2(7).
- Hinton, G. E.; Srivastava, N.; Krizhevsky, A.; Sutskever, I.; and Salakhutdinov, R. R. 2012. Improving neural networks by preventing co-adaptation of feature detectors. *arXiv preprint arXiv:1207.0580*.
- Ho, C.-J.; Frongillo, R.; and Chen, Y. 2016. Eliciting categorical data for optimal aggregation. *Advances In Neural Information Processing Systems*, 29.
- Koller, C.; Kauermann, G.; and Zhu, X. X. 2022. Going Beyond One-Hot Encoding in Classification: Can Human Uncertainty Improve Model Performance? *arXiv preprint arXiv:2205.15265*.
- Kurakin, A.; Goodfellow, I.; and Bengio, S. 2016. Adversarial machine learning at scale. *arXiv preprint arXiv:1611.01236*.
- Laidlaw, C.; and Russell, S. 2021. Uncertain Decisions Facilitate Better Preference Learning. *Advances in Neural Information Processing Systems*, 34: 15070–15083.
- Lake, B. M.; Ullman, T. D.; Tenenbaum, J. B.; and Gershman, S. J. 2017. Building machines that learn and think like people. *Behavioral and brain sciences*, 40.
- Levin, J.; and Nalebuff, B. 1995. An Introduction to Vote-Counting Schemes. *Journal of Economic Perspectives*, 9(1): 3–26.
- Lichtenstein, S.; Fischhoff, B.; and Phillips, L. D. 1977. Calibration of probabilities: The state of the art. *Decision making and change in human affairs*, 275–324.
- Liu, W.; Dai, B.; Humayun, A.; Tay, C.; Yu, C.; Smith, L. B.; Rehg, J. M.; and Song, L. 2017. Iterative machine teaching. In *International Conference on Machine Learning*, 2149–2158. PMLR.
- Massiceti, D.; Zintgraf, L.; Bronskill, J.; Theodorou, L.; Harris, M. T.; Cutrell, E.; Morrison, C.; Hofmann, K.; and Stumpf, S. 2021. Orbit: A real-world few-shot dataset for teachable object recognition. In *Proceedings of the IEEE/CVF International Conference on Computer Vision*, 10818–10828.
- Méndez, A. E.; Cartwright, M.; Bello, J. P.; and Nov, O. 2022. Eliciting Confidence for Improving Crowdsourced Audio Annotations. *Proc. ACM Hum.-Comput. Interact.*, 6(CSCW1).
- Müller, R.; Kornblith, S.; and Hinton, G. E. 2019. When does label smoothing help? *Advances in neural information processing systems*, 32.
- Nguyen, Q.; Valizadegan, H.; and Hauskrecht, M. 2014. Learning classification models with soft-label information. *Journal of the American Medical Informatics Association*, 21(3): 501–508.
- Oakley, J. E.; and O’Hagan, A. 2010. SHELF: the Sheffield elicitation framework (version 2.0). *School of Mathematics and Statistics, University of Sheffield, UK* (<http://tonyohagan.co.uk/shelf>).
- O’Hagan, A.; Buck, C. E.; Daneshkhah, A.; Eiser, J. R.; Garthwaite, P. H.; Jenkinson, D. J.; Oakley, J. E.; and Rakow, T. 2006. *Uncertain Judgements: Eliciting Expert Probabilities*. Chichester: John Wiley.
- O’Hagan, A. 2019. Expert Knowledge Elicitation: Subjective but Scientific. *The American Statistician*, 73(sup1): 69–81.
- Palan, S.; and Schitter, C. 2018. Prolific. ac—A subject pool for online experiments. *Journal of Behavioral and Experimental Finance*, 17: 22–27.
- Passonneau, R. J.; and Carpenter, B. 2014. The benefits of a model of annotation. *Transactions of the Association for Computational Linguistics*, 2: 311–326.
- Pereyra, G.; Tucker, G.; Chorowski, J.; Kaiser, Ł.; and Hinton, G. 2017. Regularizing neural networks by penalizing confident output distributions. *arXiv preprint arXiv:1701.06548*.
- Peterson, J. C.; Battleday, R. M.; Griffiths, T. L.; and Ruskovskiy, O. 2019. Human uncertainty makes classification more robust. In *Proceedings of the IEEE/CVF International Conference on Computer Vision*, 9617–9626.
- Platts-Mills, T. F.; Nagurney, J. M.; and Melnick, E. R. 2020. Tolerance of uncertainty and the practice of emergency medicine. *Annals of emergency medicine*, 75(6): 715–720.
- Prabhakaran, V.; Davani, A. M.; and Diaz, M. 2021. On Releasing Annotator-Level Labels and Information in Datasets. In *Proceedings of The Joint 15th Linguistic Annotation Workshop (LAW) and 3rd Designing Meaning Representations (DMR) Workshop*, 133–138.
- Recht, B.; Roelofs, R.; Schmidt, L.; and Shankar, V. 2019. Do imagenet classifiers generalize to imagenet? In *International Conference on Machine Learning*, 5389–5400. PMLR.
- Sharmanska, V.; Hernandez-Lobato, D.; Miguel Hernandez-Lobato, J.; and Quadrianto, N. 2016. Ambiguity Helps: Classification With Disagreements in Crowdsourced Annotations. In *Proceedings of the IEEE Conference on Computer Vision and Pattern Recognition (CVPR)*.
- Sharot, T. 2011. The optimism bias. *Current biology*, 21(23): R941–R945.
- Sheng, V. S.; Zhang, J.; Gu, B.; and Wu, X. 2017. Majority voting and pairing with multiple noisy labeling. *IEEE Transactions on Knowledge and Data Engineering*, 31(7): 1355–1368.
- Steyvers, M.; Tejada, H.; Kerrigan, G.; and Smyth, P. 2022. Bayesian modeling of human–AI complementarity. *Proceedings of the National Academy of Sciences*, 119(11): e2111547119.

Szegedy, C.; Vanhoucke, V.; Ioffe, S.; Shlens, J.; and Wojna, Z. 2016. Rethinking the inception architecture for computer vision. In *Proceedings of the IEEE conference on computer vision and pattern recognition*, 2818–2826.

Thomas, R. L.; and Uminsky, D. 2022. Reliance on metrics is a fundamental challenge for AI. *Patterns*, 3(5): 100476.

Tversky, A.; and Kahneman, D. 1996. On the reality of cognitive illusions. *Psychological Review*, 103(3): 582–591.

Uma, A.; Almana, D.; and Poesio, M. 2022. Scaling and Disagreements: Bias, Noise, and Ambiguity. *Frontiers in Artificial Intelligence*, 5.

Uma, A.; Fornaciari, T.; Hovy, D.; Paun, S.; Plank, B.; and Poesio, M. 2020. A Case for Soft Loss Functions. *Proceedings of the AAAI Conference on Human Computation and Crowdsourcing*, 8(1): 173–177.

Vodrahalli, K.; Gerstenberg, T.; and Zou, J. 2022. Uncalibrated Models Can Improve Human-AI Collaboration. *arXiv preprint arXiv:2202.05983*.

Wei, J.; Zhu, Z.; Luo, T.; Amid, E.; Kumar, A.; and Liu, Y. 2022. To Aggregate or Not? Learning with Separate Noisy Labels. *arXiv preprint arXiv:2206.07181*.

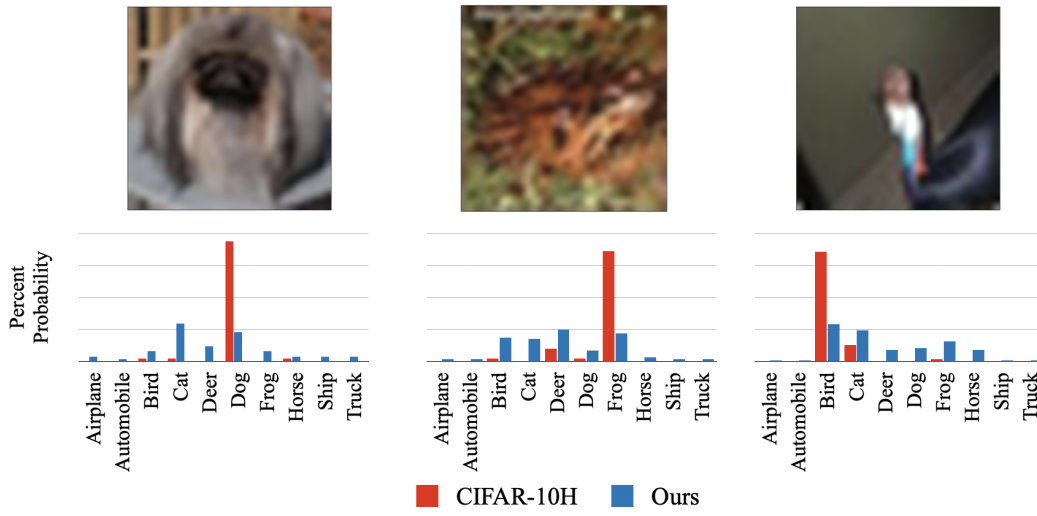


Figure 6: Top three highest Wasserstein distance examples between our CIFAR-10S labels (blue) and CIFAR-10H (red). The hard labels in CIFAR-10 are: dog, frog, and bird.

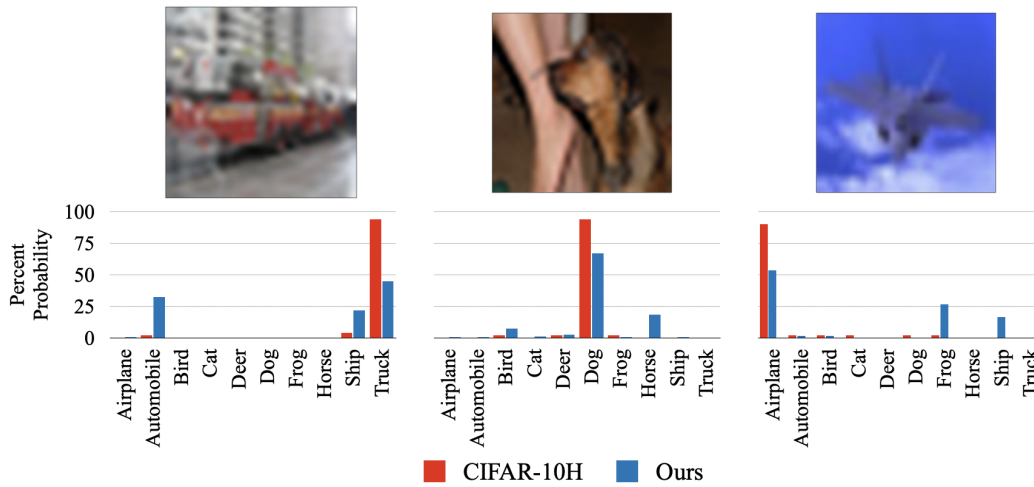


Figure 7: Additional examples demonstrating the “softening” of CIFAR-10H labels with our elicitation. The hard labels in CIFAR-10 are: truck, dog, and airplane.

Imagine 100 crowdsourced workers are asked to **identify what category the image below belongs to.**



What category do you think they would select as **most probably** being the true category of the image?

- Deer Bird Cat Automobile Truck Frog Dog Horse Airplane Ship

What **percent probability (between 0 and 100)** do you think they would assign to the category you selected being the true category of the image? %

What **alternate** category, if any, do you think they would select as being the **second most probable** of being the true category of the image?

- Deer Bird Cat Automobile Truck Frog Dog Horse Airplane Ship No Alternative

If you selected an alternate category for the image, what **percent probability (between 0 and 100)** do you think they would assign to the category you selected being the true category represented in the image? %

Are there one or more categories you think the crowdsourced annotators would say are **definitely not** the true category of the image?

Please click **ALL** categories you think the annotators would say have *zero probability* of being the true category.

- Deer Bird Cat Automobile Truck Frog Dog Horse Airplane Ship

Figure 8: Depiction of our soft label elicitation interface.

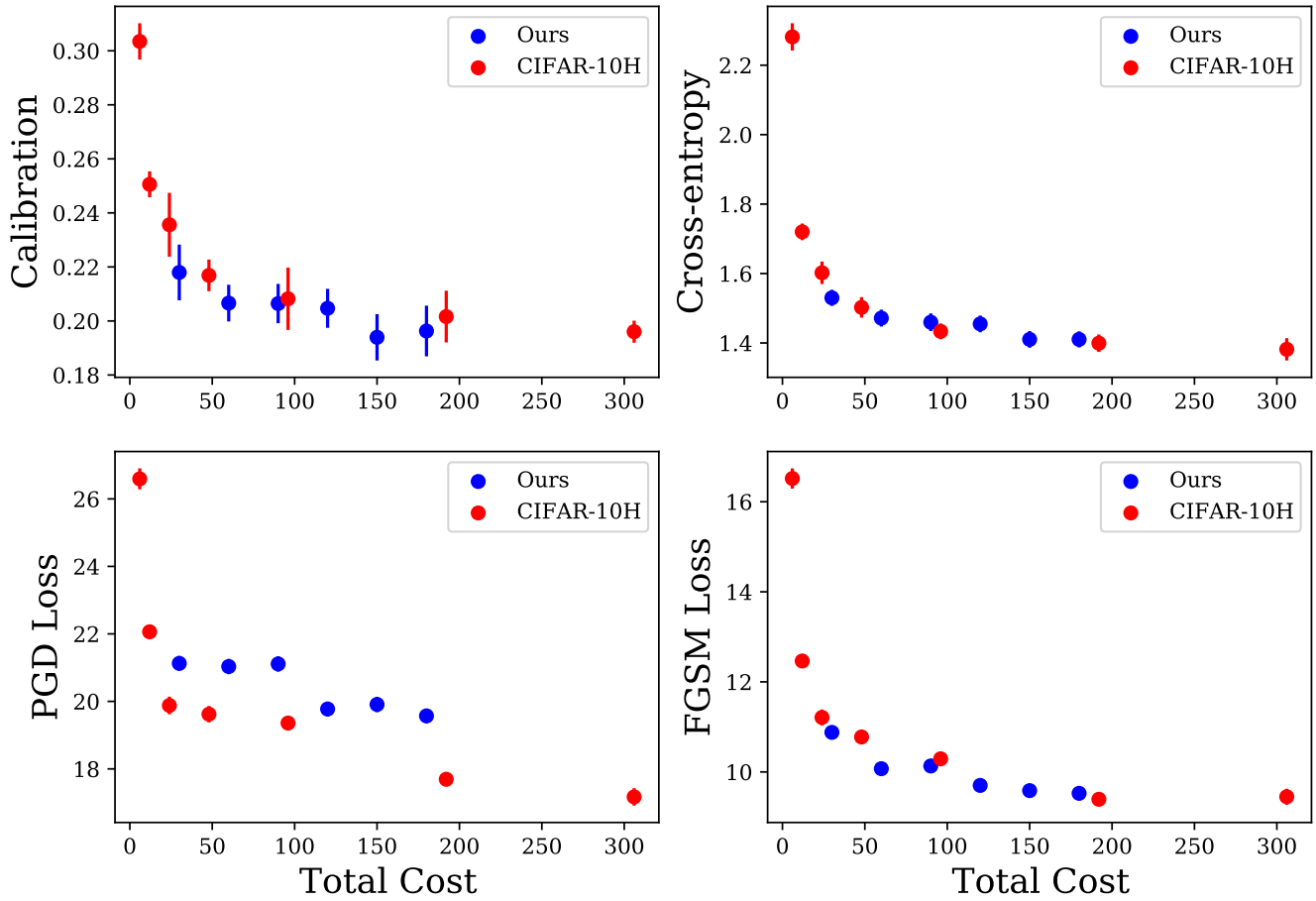


Figure 9: Comparison of learner performance as a factor of estimated total cost of elicitation ($M * t_{\text{per}}$). Red dots depict performance when aggregating M CIFAR-10H annotators for $M \in \{1, 2, 4, 8, 16, 32, 51\}$. Blue dots indicate CIFAR-10S T2 Clamp soft labels, constructed from varying $M \in \{1, 2, 3, 4, 5, 6\}$. Dots represent performance averaged over 10 seeds.

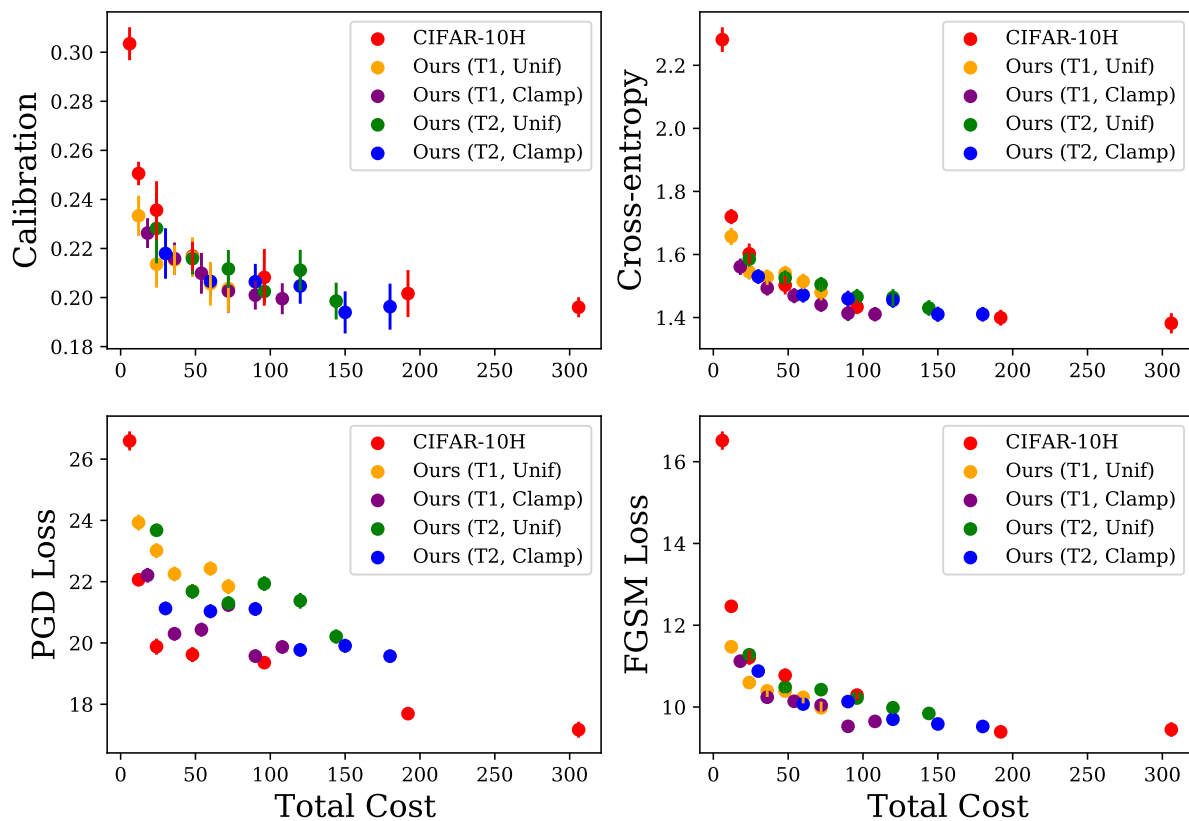


Figure 10: Comparison of learner performance as a factor of estimated total cost of elicitation ($M * t_{\text{per}}$ when considering multiple different CIFAR-10S varieties across varied M . Red dots depict performance when aggregating M CIFAR-10H annotators for $M \in \{1, 2, 4, 8, 16, 32, 51\}$. The other colored dots represent the performance of our various label varieties in CIFAR-10S formed from varying $M \in \{1, 2, 3, 4, 5, 6\}$. Dots represent performance averaged over 10 seeds.