

Rapid training of quantum recurrent neural networks

Michał Siemaszko^{1*}, Adam Buraczewski¹, Bertrand Le Saux²
and Magdalena Stobińska¹

^{1*}Faculty of Mathematics, Informatics and Mechanics, University
of Warsaw, Poland.

² Φ -lab, European Space Agency, Frascati, Italy.

*Corresponding author(s). E-mail(s): mm.siemaszko2@uw.edu.pl;

Abstract

Time series prediction is essential for human activities in diverse areas. A common approach to this task is to harness Recurrent Neural Networks (RNNs). However, while their predictions are quite accurate, their learning process is complex and, thus, time and energy consuming. Here, we propose to extend the concept of RNNs by including continuous-variable quantum resources in it, and to use a quantum-enhanced RNN to overcome these obstacles. The design of the Continuous-Variable Quantum RNN (CV-QRNN) is rooted in the continuous-variable quantum computing paradigm. By performing extensive numerical simulations, we demonstrate that the quantum network is capable of learning-time dependence of several types of temporal data, and that it converges to the optimal weights in fewer epochs than a classical network. Furthermore, for a small number of trainable parameters, it can achieve lower losses than its classical counterpart. CV-QRNN can be implemented using commercially available quantum-photonics hardware.

Keywords: quantum machine learning, quantum computing, time series, continuous variables, quantum advantage, quantum photonics

1 Introduction

Fast and accurate time series analysis and prediction lie at the heart of digital signal processing, and machine learning algorithms help implement them [1, 2]. They feature a wide palette of use cases ranging from audio and video signal processing and compression [3], temporal signal classification [4], speech processing and recognition [5–7], economic [8] and earth system observation [9, 10], to applications in seismology [11] and biomedicine [12]. A method that is particularly well suited for the analysis of temporal correlations in data sequences is Recurrent Neural Networks (RNNs) [13]. This is because they accumulate information about subsequent input data, which amounts to a cumulative memory effect seen in their computations. However, RNNs often suffer from a vanishing or exploding gradient, which hampers the training process and makes it energy and time consuming [14, 15]. Although efforts have been made to overcome this issue by harnessing, e.g. the Long Short-Term Memory (LSTM) [16], the Gated Recurrent Units (GRU) [17] or Unitary Recurrent Neural Networks (uRNN) [18, 19], the problem remains open. This motivates us to continue developing these platforms by including quantum resources.

Quantum Machine Learning (QML) [20, 21] holds promise of augmenting the machine learning process by employing quantum resources and speeding up computations. To this end, both qubit (discrete-variable, DV) and continuous-variable (CV) data encodings are extensively studied [22, 23]. CV systems can be implemented with quantum-photonics platforms and trapped ions. Acceleration of computations can be achieved either by lowering the computational complexity of an algorithm by its quantum implementation [24–26] or by reducing the time of learning process, i.e. the number of epochs required for a NN to complete it. The latter approach is at the focus of this work. It is usually pursued by means of parameterized quantum circuits [27–30] where the values of quantum gates’ parameters come as a result of circuit training. This recursive process is similar in spirit to the Feed Forward Neural Network algorithm [31]. This method has recently been proven to be useful for satellite image classification [32], joint probability distribution modelling [33], and time series analysis [34–37].

Until now, quantum-enhanced implementations of RNNs that have been used for time series analysis, were designed for multiple-qubit data input. One such quantum modification of RNNs is the Recurrent Quantum Neural Network (RQNN) [34]. In this network each cell is built from a parametrized neuron and amplitude amplification serves as a nonlinear function applied after each cell call. On the contrary, the Quantum Recurrent Neural Network (QRNN) [35] consists of cells made of parametrized quantum circuits, which are capable of performing unitary transformations on all input qubits. An alternative approach to temporal data prediction is based on Quantum Long Short-Term Memory (QLSTM) [36]. It employs a classical architecture, in which LSTM cells are replaced with parametrized quantum circuits optimized during the training process. The idea of constructing the Quantum Gated

Recurrent Unit (QGRU) was proposed and analyzed in [38]. In the last two cases, the implementation was based on internal measurements of the quantum state to realize necessary additional operations and rule sets, which rendered these approaches semi-classical. A different variant of the quantum recurrent neural network was proposed in [39], where a variational wave-functions were used to learn the approximate ground state of a quantum Hamiltonian. Finally, the Hopfield Network, which is a form of an RNN, has awaited several implementations on a quantum computer [40–42]

Here, we propose a RNN-based quantum algorithm for rapid and rigorous analysis and prediction of temporal data in the CV regime (CV-QRNN). CV-QRNN capitalizes on the parameterized quantum circuit proposed in [43]. Its operation cycle consists of three phases: entering data, processing them, and performing a measurement. The measurement result, together with the next data point, constitutes the input for the next cycle. To the best of our knowledge, we are the first to construct and study a QRNN in the CV regime for time series processing. We train CV-QRNN for sequence data prediction, forecasting, and image classification and compare the results with the state-of-the-art LSTM implementation. By means of extensive numerical simulations, we demonstrate significant reduction of the number of epochs required for CV-QRNN training to achieve similar results compared to a fully classical implementation with a comparable number of tunable parameters.

This paper is organized as follows. Section 2 describes CV-QRNN's theoretical model and its architecture. In Section 3 we demonstrate results of our numerical simulations, with the methods described in Section 4. The conclusions and discussion are provided in Section 5.

2 Theoretical model

2.1 Continuous-variable quantum information processing

There are two main quantum information frameworks explored. In one of them, information is encoded in discrete variables that are represented by qubits, and in the other one in continuous variables, embodied by qumodes. Both schemes facilitate universal quantum computation, i.e. they can implement an arbitrary unitary evolution with arbitrarily small error [44, 45]. While qubits are a counterpart of classical digital computation with bits, CVs resemble analog computing. Here we focus on the CV quantum framework.

Quantum CV systems hold promise of performing computations more effectively than their DV counterparts [45]. In particular, thanks to the ability of CV systems to deterministically prepare large resource states and to measure results with high efficiency using homodyne detection, they scale up easily [46], leading e.g. to instantaneous quantum computing (IQP) [47]. These hypothesis is also reinforced by the fact that classical analog computation has been shown to be effective in solving differential equations, some optimization problems, and simulations of nonlinear physical systems [48], where it is able to

achieve accurate results in a very short time [49]. Analog accelerators have been proposed as an efficient implementation of deep neural networks [50].

Universal CV quantum computation requires a set of single-qumode gates and one controlled two-qumode gate that will generate all possible Gaussian operations, as well as one single-qumode nonlinear transformation of polynomial degree 3 or higher [44, 45]. In the case of quantum photonic circuits, qumodes are realized by photonic modes that carry information encoded in the quadratures of the electromagnetic field. These quadratures possess a continuous spectrum and constitute the CVs with which we compute. All Gaussian gates can be built from simple linear devices such as beam splitters, phase shifters, and squeezers [51]. Nonlinearity is usually achieved by cross-Kerr interaction [52], but it can also be induced by the measurement process, either photon-number-resolving [53] or homodyne [54].

The implementation of CV-QRNN will involve the displacement gate

$$D(\alpha) := \exp\{\alpha\hat{a}^\dagger - \alpha^*\hat{a}\}, \quad (1)$$

where α is a complex displacement parameter, \hat{a} (\hat{a}^\dagger) is a qumode annihilation (creation) operator, respectively. We will also use the squeezing gate

$$S(r) := \exp\left\{\frac{r}{2}(\hat{a}^2 + \hat{a}^{\dagger 2})\right\}, \quad (2)$$

where r is a complex squeezing parameter, as well as the phase gate

$$R(\varphi) := \exp\{-i\varphi\hat{a}^\dagger\hat{a}\}, \quad (3)$$

with phase $\varphi \in (0, 2\pi)$. We will also harness the beam splitter gate, which is the simplest two-input and two-output interferometer,

$$B(\theta) := \exp\{\theta(\hat{a}^\dagger\hat{b} - \hat{a}\hat{b}^\dagger)\}, \quad (4)$$

where $\theta \in (0, \frac{\pi}{2})$, \hat{a} and \hat{b} (\hat{a}^\dagger and \hat{b}^\dagger) are annihilation (creation) operators of two interfering qumodes, respectively. Any arbitrary multiport interferometer, denoted here by $I(\boldsymbol{\theta}, \boldsymbol{\varphi})$, can be implemented with a network of phase and beam splitter gates [55]. In our work, we will use the Clemets decomposition [56] to achieve this goal. All described gates are implementable with the commercially available quantum-photonic hardware. To realize nonlinear operations, CV-QRNN will harness the tensor product structure of a quantum system [57], which is capable of providing nonlinearity by means of measurement, in the spirit of Refs. [35, 43]. This will free us from the necessity of utilizing strong Kerr-type interactions that are difficult to implement.

2.2 Recurrent Neural Networks

Our quantum-enhanced RNN architecture (CV-QRNN) is inspired by the vanilla RNN depicted in Fig. 1 [13]. This is a standard network layout which is

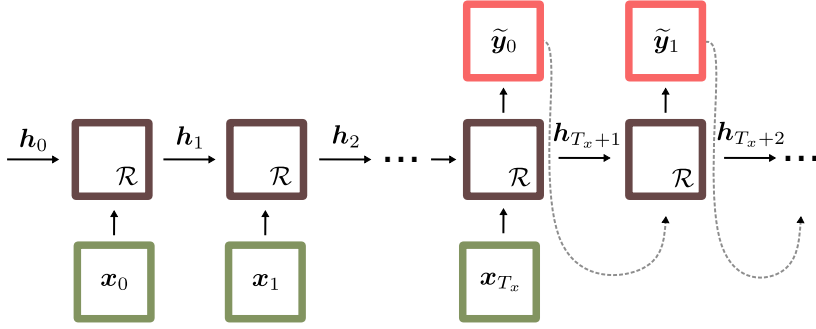


Fig. 1: Schema of a Recurrent Neural Network. At every time step t , an input vector \mathbf{x}_t is injected to the network cell (brown square) that is parametrized by a hidden state \mathbf{h}_t . After all the input data have been processed, output sequences $\tilde{\mathbf{y}}_\tau$ are produced and they serve as the next input to the RNN (dashed arrows). Parameters of the network (not shown on the figure) are described in the text. Additional sets of rules \mathcal{R} included in the network cells upgrade RNN to LSTM or GRU architectures.

trained by iterating over the elements of an input data sequence. Then, during the prediction phase, the output values are looped back to the input to obtain subsequent results.

In the RNN, T_x n -bit input sequences $\{\mathbf{x}_i\}_{i=0}^{T_x}$ ($\mathbf{x}_i \in \mathbb{R}^n$, indicated as green squares in Fig. 1) are sequentially processed by a cell (brown square) to produce T_y m -bit output sequences $\{\tilde{\mathbf{y}}_i\}_{i=0}^{T_y}$ ($\tilde{\mathbf{y}}_i \in \mathbb{R}^m$, pink squares). At each time step t , the RNN cell is characterized by a *hidden state* vector $\mathbf{h}_t \in \mathbb{R}^d$, which serves as a memory that keeps the internal state of the network. It is updated as soon as a new data point is injected into the network in step $t + 1$

$$\mathbf{h}_{t+1} = \begin{cases} g_h(W_x \mathbf{x}_t + W_h \mathbf{h}_t + \mathbf{b}_h), & 0 \leq t \leq T_x \\ g_h(W_x \tilde{\mathbf{y}}_{t-T_x-1} + W_h \mathbf{h}_t + \mathbf{b}_h), & t > T_x \end{cases} \quad (5)$$

where W_x, W_h are weight matrices of dimensions $d \times n$ and $d \times d$, respectively, $\mathbf{b}_h \in \mathbb{R}^d$ is a bias vector, g_h is an element-wise nonlinear activation function. \mathbf{h}_0 is an initial hidden state which is a parameter of the network.

The output sequences are computed only after all input data points were processed by the RNN

$$\tilde{\mathbf{y}}_\tau = g_o(W_y \mathbf{h}_{T_x+\tau} + \mathbf{b}_y), \quad (6)$$

where W_y is a weight matrix of dimension $m \times d$, $\mathbf{b}_y \in \mathbb{R}^m$ is a bias vector and g_o is an element-wise nonlinear activation function, which can be different from g_h .

Next, we validate the accuracy of the results produced by the network. To this end, we compute a cost function C that allows us to compare $\{\tilde{\mathbf{y}}_t\}_{t=0}^{T_y}$ with the desired result $\{\mathbf{y}_t\}_{t=0}^{T_y}$. In the case of the sequence prediction and forecasting task, the mean square error was adopted

$$C_{MSE}(\{\tilde{\mathbf{y}}_t\}_{t=0}^{T_y}, \{\mathbf{y}_t\}_{t=0}^{T_y}) = \frac{1}{m} \sum_{t=0}^{T_y} \|\tilde{\mathbf{y}}_t - \mathbf{y}_t\|^2, \quad (7)$$

while for the classification task – the binary cross entropy, in which only a single output $\tilde{\mathbf{y}}_0 \equiv \tilde{\mathbf{y}}$ is compared to the expected label $\mathbf{y}_0 \equiv \mathbf{y}$

$$C_{BCE}(\tilde{\mathbf{y}}, \mathbf{y}) = \frac{1}{m} \sum_{i=1}^m -(y_i \log(\tilde{y}_i) + (1 - y_i) \log(1 - \tilde{y}_i)). \quad (8)$$

Minimization of the cost function by means of backpropagation helps us to optimize parameters of the network. The state-of-the-art LSTM and GRU architectures introduce a modification to RNNs by complementing the hidden layer with additional sets of rules \mathcal{R} that determine how long the information about previous data points should be kept [16]. It is implemented by functions acting on copies of input and hidden layer data, which amplify or vanish selected values from previous iterations. We use LSTM as a classical reference system to which we compare the performance of CV-QRNN. We find this comparison fair because LSTM is one of the most widely used schemes in industrial applications [58] that is similar in its architecture and mode of operation to CV-QRNN. In this paper, we use its implementation, which follows the original proposal found in Ref. [16].

2.3 CV-QRNN architecture

The detailed CV-QRNN layout, shown in Fig. 2, is based on a vanilla RNN. This is because GRU and LSTM architectures cannot be directly implemented on a quantum computer as a result of the no-cloning theorem (the no-cloning theorem forbids to copy quantum information). In addition, quantum memories, which are required to implement internal rules in the latter networks, are unfeasible.

The wires represent the n -dimensional tensor product of the qumodes, and the rectangles represent the quantum gates. Each qumode is initially prepared in the vacuum state $|0\rangle$, which is collectively denoted as $|0\rangle^{\otimes n}$. To highlight the fact that every gate acts on n qumodes simultaneously, but each qumode sees different gate parameters, we use the following notation: $D(\mathbf{v}) \equiv \bigotimes_i D(v_i)$ and $S(\mathbf{v}) \equiv \bigotimes_i S(v_i)$, where $\mathbf{v} = (v_1, \dots, v_n)^T$, \bigotimes is the tensor product, D and S are a single-qumode displacement and squeezing gates, respectively.

A single quantum layer L , shown in Fig. 2a, acts in the following way: first, it encodes classical data \mathbf{x} into the quantum network by means of a displacement gate $D(\mathbf{x})$ that acts on n_2 qumodes prepared in the vacuum state $|0\rangle^{\otimes n_2}$

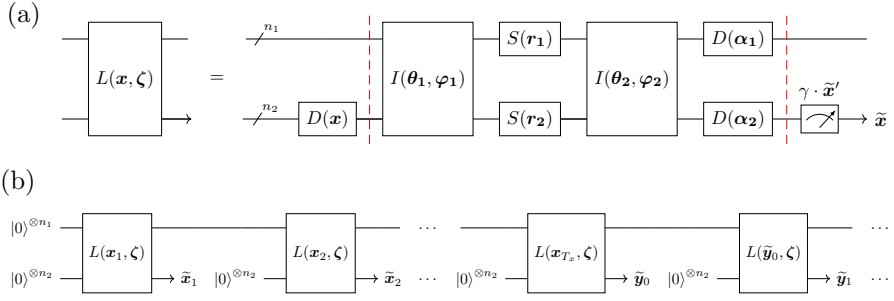


Fig. 2: CV-QRNN architecture. (a) Single layer L acts on $n = n_1 + n_2$ qumodes (horizontal lines), and consists of displacement gates D , squeezing gates S , and multiport interferometers I . A vector $\mathbf{x} \in \mathbb{R}^{n_2}$ encodes the input data, while $\zeta = \{\theta_1, \varphi_1, \mathbf{r}_1, \mathbf{r}_2, \theta_2, \varphi_2, \alpha_1, \alpha_2, \gamma\}$ denotes all trainable parameters of the network. Red dashed lines split the layer into three parts, responsible for (from left to right): encoding, interaction, and measurement. (b) Data sequence is processed recurrently by iterating layer L over all inputs $\mathbf{x}_1, \dots, \mathbf{x}_{T_x}$. All the qumodes are initialized with the vacuum state $|0\rangle^{\otimes n_1,2}$. After each iteration, the output $\tilde{\mathbf{x}}'_t$ is measured, multiplied by parameter γ , and all bottom wires are reset to the vacuum state. The first prediction of the network $\tilde{\mathbf{y}}_0$ is taken only after all data points have been processed. The subsequent prediction $\tilde{\mathbf{y}}_\tau$ is the output of the layer $L(\tilde{\mathbf{y}}_{\tau-1}, \zeta)$

(bottom wire). Next, all $n = n_1 + n_2$ qumodes (top and bottom wires) are processed in a multiport interferometer $I(\theta_1, \varphi_1)$ followed by squeezing gates $S(\mathbf{r}_{1,2})$, another interferometer $I(\theta_2, \varphi_2)$, and displacement gates $D(\alpha_{1,2})$. As a result of this, the layer L outputs a highly entangled state that involves all n qumodes. Eventually, n_2 qumodes are subjected to a homodyne measurement and reset to the vacuum state, while n_1 qumodes are passed to the next iteration.

The qumodes that are measured are dubbed the *input modes*, while these left untouched – the *register modes*. The output of the former, $\tilde{\mathbf{x}}$, equals to the mean value of the measurement results $\tilde{\mathbf{x}}'$ multiplied by the trainable parameter γ . For convenience of notation, we denote all the gates' parameters in the network as $\zeta = \{\theta_1, \varphi_1, \mathbf{r}_1, \mathbf{r}_2, \theta_2, \varphi_2, \alpha_1, \alpha_2, \gamma\}$. Thus, the layer L is characterized by $2(n^2 + \max(1, n-1)) + n + 1$ parameters in total, which are randomly initialized before the first run.

Sequential processing of data points $\{\mathbf{x}_i\}_{i=0}^{T_x}$ is shown in Fig. 2b. As soon as the quantum layer $L(\mathbf{x}_t, \zeta)$ is executed in the time step t , the bottom n_2 qumodes are reset to the vacuum state $|0\rangle^{\otimes n_2}$ and fed to the next layer $L(\mathbf{x}_{t+1}, \zeta)$ along with n_1 qumodes that were never measured. This process is iterated T times. The data point that follows \mathbf{x}_{T_x} is $\tilde{\mathbf{x}}_{T_x} \equiv \tilde{\mathbf{y}}_0$ and the process

continues, i.e. the layer $L(\tilde{\mathbf{y}}_\tau, \zeta)$ outputs $\tilde{\mathbf{y}}_{\tau+1}$, for the next T_y steps. Only the output $\mathbf{y}_0, \dots, \mathbf{y}_{T_y}$ is then analyzed.

3 Numerical simulations

To assess the quantum-enhanced performance of the CV-QRNN architecture depicted in Fig. 2, we compared its performance with a classical LSTM (Fig. 1). Our figure of merit was the reduction in the number of epochs required to obtain a clear plateau in subsequent values of the cost function C , which achieve the same order of magnitude as for the reference classical network. The comparison involved running the quantum algorithm under a software simulator of a CV quantum computer, which was used to calculate the measurement outputs of the layer L and optimize the trainable parameters ζ . Reference data were obtained by processing the same input with a state-of-the-art LSTM implementation. For our experiments, we chose two tasks to be realized by both networks: time series prediction and forecasting, as well as data classification. The former demonstrated the ability of CV-QRNN architecture to compute subsequent data values from initial samples of periodic or quasi-periodic functions. The latter was a textbook classification problem of recognizing MNIST handwritten digits based on the initial learning of the network. It allowed us to show that even a small number of parameters was suitable for correct discrimination between data sets.

Task 1 – sequence prediction and forecasting. We define prediction as computing only a single value of the function $f(x)$ based on the previous T data points in a sequence; and forecasting as computing several consecutive values to achieve a longer output. For this task, we chose quasi-periodic Bessel function of degree 0, $f(x) \equiv J_0(x)$. It has wide applications in physics and engineering, as it describes various natural processes [59]. Since the oscillation amplitude vanishes for large x , forecasting of this function is non-trivial. The Bessel function was used to generate 200 equidistant points $(x_i, J_0(x_i))$, where $x_0 = 0$ and $x_{200} \approx 4\Omega$ and Ω designates the function period. Next, taking $\bar{x}_i = J_0(x_i)$, we computed the sequence $\{\bar{x}_i\}_{i=0}^{200}$. It was split equally between the training and test data sets, so that each set contained 2 periods of the function. The network was trained to predict \bar{x}_{i+T} based on the input that consisted of $T-1$ previous data points. For each input $\{\bar{x}_i, \dots, \bar{x}_{i+T-1}\}$, where $i = 0, \dots, 200 - T$, the network returned the output y , which was trained to be as close to x_{i+T} as possible. We used $T = 4$ (the rationale for this choice is presented below). The standard baseline model for this task was to repeat the last input point as the output value, $\bar{x}_{i+T} = \bar{x}_{i+T-1}$. The results achieved for other functions, such as sine, triangle wave, and damped cosine, are shown in the Appendix B.

The results of the first task are depicted in Fig. 3, which shows the cost function C (Eq. 7) as a function of the number of training epochs, plotted separately for the training and test data sets. The outputs are compared for CV-QRNN and LSTM networks, for which we used the same hyperparameters,

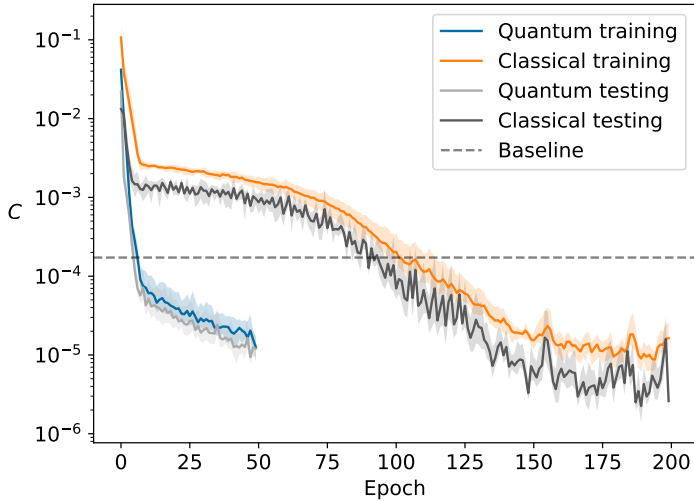


Fig. 3: Cost function C (Eq. (7)) computed for CV-QRNN (blue line – training data, light gray – testing) and LSTM (orange line – training, dark gray – testing), as a function of the number of epochs in the task of predicting the values of the Bessel function $J_0(x)$ (Task 1). Shaded regions represent the standard deviation and solid lines are the average for 5 runs of the simulation. The CV-QRNN achieves values of C below 10^{-4} already after 10 epochs and reaches 10^{-5} below 50 epochs. Such values are accessible for the corresponding LSTM after 150 epochs. The dashed line indicates the cost function for the simplest baseline strategy in which the last input value is repeated as the predicted value.

such as batch size and learning rate, as well as a similar number of trainable parameters. The cost function C for the quantum network reaches the same value after 50 epochs as for the classical network after 150 epochs. We noticed that in the former case the cost function drops rapidly in the first few epochs, and for the same number of epochs it achieves lower values compared to the classical network.

Prediction and forecasting capabilities of both networks are visualized in Fig. 4, where output values are compared directly with the previously generated test sequence. This plot depicts how the Bessel function is gradually approximated after some number of computation epochs. It shows that while CV-QRNN copes well with the task and the prediction is especially well realized, LSTM is much worse in prediction and fails in forecasting even after 50 epochs of training.

We also investigated the dependence of CV-QRNN prediction on the input sequence length T , Fig. 5. For this we have trained the network with 3 qumodes for $T = 2, 4, 6, 8, 10, 12, 16, 20$ for 50 epochs and computed the cost function C . We observe that the worst prediction is achieved for $T = 2$, which is expected

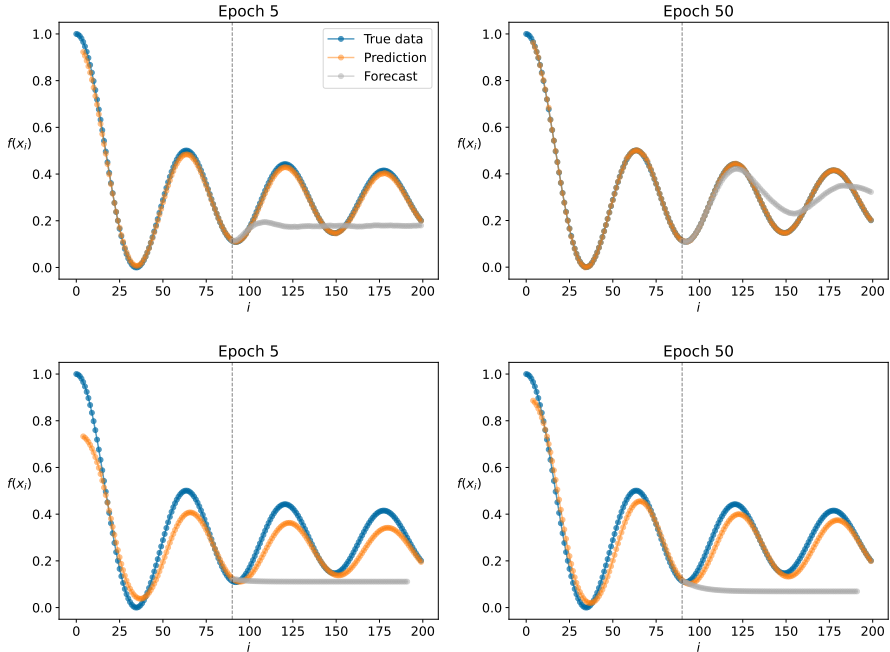


Fig. 4: Progress of training on the data generated with Bessel function $J_0(x)$, for CV-QRNN (top row) and LSTM networks (bottom row). Blue points represent the reference data, orange points are predictions based on $T = 4$ previous points, and the gray ones – the forecasted values. Vertical dashed line marks the point where the data was split for training (left) and testing (right) sequences.

since the recurrent feature of the network is barely used in this case. As the T increases, the cost function is decreasing. This means that the more information we feed to the network, the better prediction we can obtain. For $T = 20$ we observe large fluctuations in the value of the cost function, with the best value found being less than for $T = 16$ and the worst – about the same as for $T = 2$. We believe that it is caused by the cut-off dimension, which is described in Section 4. In our experiments, we used $T = 4$ which was a compromise between the computation time and final cost function value.

Task 2 – MNIST image classification. The second task, which was tested on the CV-QRNN architecture, was the classification of handwritten digits from the MNIST data set [60]. Due to the fact that simulating qumodes and their interactions is resource-heavy, we have narrowed down the test to the binary classification problem of digits ‘3’ and ‘6’. Additionally, we down-sampled the original images from 28×28 pixels to 7×7 . We used 1000 images, which were divided between training (80%) and test (20%) sets. The image pixels were sequentially injected into the network from left to right and from top to bottom, giving the sequence $\{x_i\}_{i=0}^{48}$. The labels were $y \in \{0, 1\}$, where

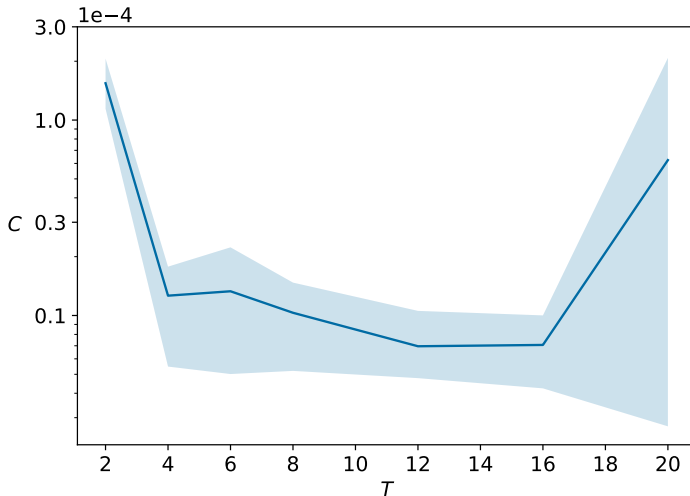


Fig. 5: Cost function C (Eq. (7)) after 50 epochs of training CV-QRNN for different lengths of input sequence T ; Mean values for 5 separate runs are represented by a line, while the shadow depicts the range of achieved values. Training sequences were generated with Bessel function, as described in the text. The choice of $T = 4$ in our numerical simulations results from the observation that for larger lengths the gain is not so large while the computing resources and time grows exponentially.

0 corresponded to digit ‘3’ and 1 to digit ‘6’. For the simulations we used the quantum network with 3 qumodes, with one qumode being an input qumode and the rest two acting as register modes. A comparable classical LSTM network was implemented with the standard machine learning library. For both quantum and classical networks we have used the binary cross entropy loss for the calculation of the cost function C (Eq. (8)). Additionally, the results were assessed with an accuracy function, which is defined as the percentage of properly classified images.

Fig. 6 shows the accuracy during the training process for the MNIST data set. Notably, after ~ 10 epochs of training, CV-QRNN allows one to obtain accuracy above 80%. On the other hand, the classical LSTM architecture with a similar number of parameters arrives at 75% and this value does not increase with a longer training. LSTM was trained for 100 epochs, but the accuracy did not change after the first 25 epochs. Thus, for consistency, we show only the first 25 epochs for both networks. This result demonstrates a clear advantage of the quantum network in obtaining similar results after a significantly smaller number of epochs.

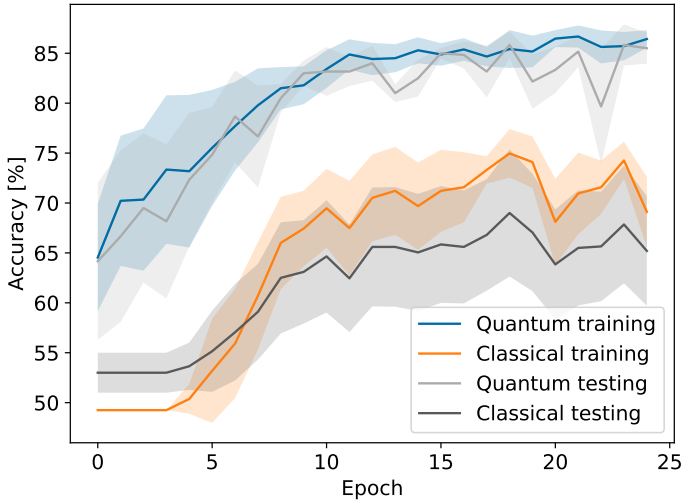


Fig. 6: Accuracy (the percentage of properly classified outputs) computed for CV-QRNN (blue line – training data, light gray – testing) and LSTM (orange line – training, dark gray – testing), as a function of the number of epochs in the task of the classification of the MNIST data set (Task 2). Shaded regions represent the standard deviation while solid lines are the average for 5 runs of the simulation. The quantum network achieves values the accuracy above 80% already after ~ 10 epochs and reaches over 85% in 25 epochs. In the same number of epochs the classical network achieves accuracy of 75%, which does not increase during further training.

4 Methods

The quantum network was implemented using the *Strawberry Fields* package [61] that allows the user to easily simulate CV circuits¹. It also provides a backend written in *TensorFlow* [62], which makes it possible to use its already implemented functions to optimize the network parameters. For this purpose, we use the ADAM algorithm, which is commonly applied to find the optimal parameters of the network [63]. ADAM merges two techniques: adaptive learning rates and momentum-based optimization. The initial learning rate was 0.01 for the time series prediction (Task 1) and 0.005 for the classification of MNIST handwritten digits (Task 2). The data was processed in batches of 7, which allowed us to speed up the calculation without losing much precision. The hyperparameters were chosen empirically.

Since the quantum CV computations are done in an infinite-dimensional Hilbert space, the dimensionality of the system needs to be truncated to be able to be modeled on a classical computer. The highest accessible Fock state is called a *cutoff dimension*. In our simulations we have used the cutoff

¹Code is available in the repository: <https://github.com/StobinskaQCAT/CVQRNN>

dimension of 6. Furthermore, we added the regularization term of the form $L_T = \eta(1 - \text{Tr}\rho)^2$ to the cost function, where $\text{Tr}\rho$ is the trace of the state after the last layer has been processed, and η is a weight empirically chosen to be 10 [43].

The implementation of classical LSTM has been realized using the *TensorFlow* package [62]. We use the layer `tf.keras.layers.LSTM`, which takes as a parameter the dimensionality of the hidden state. We set this parameter to match the number of trainable parameters in CV-QRNN, to make both implementations comparable. The remaining arguments of the LSTM implementation were left at default values.

The calculations were performed with two hardware platforms. The time series prediction task (Task 1) was realized on a laptop with CPU Intel Core i5-10210U (8 cores) running at 4.2GHz, and 16 GB of RAM. The calculations took between 1 to 24 hours for CV-QRNN training over 50 epochs, depending on the data input length. The training for the MNIST data classification (Task 2) was realized with a cluster with CPU Intel Xeon E5-2640 v4 processors, 120 GB of RAM and Titan V GPUs equipped with 128 GB of memory. It took approximately two days for 25 epochs and 1000 images of 49 pixels each.

5 Discussion

We performed extensive numerical simulations of CV-QRNN with a CV quantum simulator software and compared its performance to the state-of-the-art implementation of classical LSTM. Our simulations showed that CV-QRNN possesses features that make it highly advantageous in time series processing compared to the classical network. The quantum network arrived at its optimal parameter values (cost function below 10^{-5}) within 50 epochs, while a comparable classical network achieved the same goal after 150 epochs, and therefore the speed gain achieved 300%. Similar results were obtained for other sets, presented in Appendix B.

Faster RNN training is a hot topic currently investigated by AI researchers [64], who notice that it becomes a more important goal than achieving high accuracy. High requirements for computing power and energy consumption in large machine learning models constitute serious roadblocks for their deployment. They directly translate into large operational costs, but also into an environmental footprint, and therefore, they must be resolved. Therefore, the computation speedup merged with lower environmental influence are unbeatable advantages of quantum platforms which directly address the limitations faced by classical solutions.

Our work opens possible prospects for future research in the development of quantum RNNs. It also underlines the importance of the CV quantum computation model. The quantum platform we chose makes our solution highly compelling, because the CV architecture we propose can be implemented with existing off-the-shelf quantum photonic hardware, which operates at room temperature. To develop such a platform, one needs lasers, which produce coherent

sources of light, and basic elements (squeezers, phase shifters, beam splitters), which are already routinely implemented in photonic chips and are characterized by very low losses. Homodyne detection achieves very high efficiency and is implemented with photodiodes and electronics. To obtain suitable nonlinearity, required for the activation function, we used the tensor product structure of the quantum circuit together with the measurement, which freed us from using additional nonlinear elements. One of the unbeatable advantages of this platform is true quantum operation, without the need of performing measurements of the reference qubits or qumodes inside each algorithm iteration to implement internal rules of the hidden layer. However, measurement of selected qumodes and use of this output for a subsequent iteration is perfectly doable. A similar approach was already demonstrated in the Coherent Ising Machine and is planned for its quantum successor [65–67]. There, a very long optical fiber loop acted as a delay line to synchronize electronic and photonic paths of the circuit.

A natural next step for our project would be to repeat the computations with real quantum hardware instead of a simulator. This is the problem faced by many scientific papers in the domain of quantum machine learning, as they usually do not rely on one of a few available hardware configurations. For example, previously studied quantum RNN architectures such as QLSTM or QGRU relied on unphysical operations such as copying of a quantum state, which could not be achieved with real quantum hardware.

There are also several open questions that would be worth answering in future work. One of them is the framework in which a comparison between classical and quantum networks would be possible in a fair way. In our work, we used the criterion of the same number of parameters, however, there are approaches that focus on provable advantages of a quantum network [68, 69]. Moreover, our simulations, due to the availability of limited computational resources and exponential scaling of requirements, were performed only for a small number of qumodes. Therefore, in future research, we would like to verify if a similar quantum advantage is still present for a larger network. Lastly, it would be particularly interesting to study CV-QRNN performance with real-world data such as hurricane intensity [70], where a clear data pattern is not obvious.

6 Acknowledgments

M.S. and M.St. were supported by the National Science Centre “Sonata Bis” project No. 2019/34/E/ST2/00273. A.B. and M.St. were supported by the European Union’s Horizon 2020 research and innovation programme under the Marie Skłodowska-Curie project “AppQInfo” No. 956071. In addition, M.St. was supported by the QuantERA II Programme that has received funding from the European Union’s Horizon 2020 research and innovation programme under Grant Agreement No 101017733, project “PhoMemtor”

No. 2021/03/Y/ST2/00177. We thank T. McDermott for early discussions on literature findings.

7 Declarations

7.1 Competing interests

The authors declare no competing interests.

7.2 Authors' contributions

M.Si. has wrote the computer program for simulation, conducted numerical calculations and prepared all figures. B.LS. and M.St. helped with the literature review, created the idea of CV-RNN and theoretically support it. A.B., M.Si., M.St. and B.LS. wrote the manuscript.

7.3 Availability of data and materials

The code used for the simulations and to create the plots is available on <https://github.com/StobinskaQCAT/CVQRNN>.

References

- [1] Gamboa, J.C.B.: Deep Learning for Time-Series Analysis. arXiv (2017). <https://doi.org/10.48550/arXiv.1701.01887>
- [2] Lim, B., Zohren, S.: Time Series Forecasting With Deep Learning: A Survey. *Philosophical Transactions of the Royal Society A: Mathematical, Physical and Engineering Sciences* **379**(2194), 20200209 (2021). <https://doi.org/10.1098/rsta.2020.0209>
- [3] Ma, S., Zhang, X., Jia, C., Zhao, Z., Wang, S., Wang, S.: Image and Video Compression with Neural Networks: A Review. *IEEE Transactions on Circuits and Systems for Video Technology* **30**(6), 1683–1698 (2020). <https://doi.org/10.1109/TCSVT.2019.2910119>
- [4] Hüsken, M., Stagge, P.: Recurrent neural networks for time series classification. *Neurocomputing* **50**, 223–235 (2003). [https://doi.org/10.1016/S0925-2312\(01\)00706-8](https://doi.org/10.1016/S0925-2312(01)00706-8)
- [5] Amodei, D., Ananthanarayanan, S., Anubhai, R., Bai, J., Battenberg, E., Case, C., Casper, J., Catanzaro, B., Cheng, Q., Chen, G., Chen, J., Chen, J., Chen, Z., Chrzanowski, M., Coates, A., Diamos, G., Ding, K., Du, N., Elsen, E., Engel, J., Fang, W., Fan, L., Fougner, C., Gao, L., Gong, C., Hannun, A., Han, T., Johannes, L., Jiang, B., Ju, C., Jun, B., LeGresley, P., Lin, L., Liu, J., Liu, Y., Li, W., Li, X., Ma, D., Narang, S., Ng, A., Ozair, S., Peng, Y., Prenger, R., Qian, S., Quan, Z., Raiman, J., Rao, V.,

- Satheesh, S., Seetapun, D., Sengupta, S., Srinet, K., Sriram, A., Tang, H., Tang, L., Wang, C., Wang, J., Wang, K., Wang, Y., Wang, Z., Wang, Z., Wu, S., Wei, L., Xiao, B., Xie, W., Xie, Y., Yogatama, D., Yuan, B., Zhan, J., Zhu, Z.: Deep Speech 2 : End-to-End Speech Recognition in English and Mandarin. In: Proceedings of The 33rd International Conference on Machine Learning, pp. 173–182. PMLR, New York, NY, USA (2016)
- [6] Dahl, G.E., Dong Yu, Li Deng, Acero, A.: Context-Dependent Pre-Trained Deep Neural Networks for Large-Vocabulary Speech Recognition. *IEEE Transactions on Audio, Speech, and Language Processing* **20**(1), 30–42 (2012). <https://doi.org/10.1109/TASL.2011.2134090>
- [7] Sak, H., Senior, A., Beaufays, F.: Long Short-Term Memory Based Recurrent Neural Network Architectures for Large Vocabulary Speech Recognition. arXiv (2014). <https://doi.org/10.48550/arXiv.1402.1128>
- [8] Saad, E.W., Prokhorov, D.V., Wunsch, D.C.: Comparative study of stock trend prediction using time delay, recurrent and probabilistic neural networks. *IEEE Transactions on Neural Networks* **9**(6), 1456–1470 (Nov./1998). <https://doi.org/10.1109/72.728395>
- [9] Bonavita, M., Arcucci, R., Carrassi, A., Dueben, P., Geer, A.J., Saux, B.L., Longépé, N., Mathieu, P.-P., Raynaud, L.: Machine Learning for Earth System Observation and Prediction. *Bulletin of the American Meteorological Society* **102**(4), 710–716 (2021). Chap. Bulletin of the American Meteorological Society. <https://doi.org/10.1175/BAMS-D-20-0307.1>
- [10] Holmstrom, M., Liu, D., Vo, C.: Machine learning applied to weather forecasting. *Meteorol. Appl* **10**, 1–5 (2016)
- [11] Kong, Q., Trugman, D.T., Ross, Z.E., Bianco, M.J., Meade, B.J., Gerstoft, P.: Machine Learning in Seismology: Turning Data into Insights. *Seismological Research Letters* **90**(1), 3–14 (2018). <https://doi.org/10.1785/0220180259>
- [12] Goecks, J., Jalili, V., Heiser, L.M., Gray, J.W.: How Machine Learning Will Transform Biomedicine. *Cell* **181**(1), 92–101 (2020). <https://doi.org/10.1016/j.cell.2020.03.022>
- [13] Sherstinsky, A.: Fundamentals of Recurrent Neural Network (RNN) and Long Short-Term Memory (LSTM) network. *Physica D: Nonlinear Phenomena* **404**, 132306 (2020). <https://doi.org/10.1016/j.physd.2019.132306>
- [14] Bengio, Y., Simard, P., Frasconi, P.: Learning long-term dependencies with gradient descent is difficult. *IEEE Transactions on Neural Networks* **5**(2), 157–166 (1994). <https://doi.org/10.1109/72.279181>

- [15] Pascanu, R., Mikolov, T., Bengio, Y.: On the Difficulty of Training Recurrent Neural Networks. arXiv (2013). <https://doi.org/10.48550/arXiv.1211.5063>
- [16] Hochreiter, S., Schmidhuber, J.: Long Short-term Memory. *Neural computation* **9**, 1735–80 (1997). <https://doi.org/10.1162/neco.1997.9.8.1735>
- [17] Cho, K., van Merriënboer, B., Bahdanau, D., Bengio, Y.: On the Properties of Neural Machine Translation: Encoder–Decoder Approaches. In: *Proceedings of SSST-8, Eighth Workshop on Syntax, Semantics and Structure in Statistical Translation*, pp. 103–111. Association for Computational Linguistics, Doha, Qatar (2014). <https://doi.org/10.3115/v1/W14-4012>
- [18] Arjovsky, M., Shah, A., Bengio, Y.: Unitary Evolution Recurrent Neural Networks. In: *Proceedings of The 33rd International Conference on Machine Learning*, pp. 1120–1128. PMLR, New York, NY, USA (2016)
- [19] Wisdom, S., Powers, T., Hershey, J., Le Roux, J., Atlas, L.: Full-Capacity Unitary Recurrent Neural Networks. In: *Advances in Neural Information Processing Systems*, vol. 29. Curran Associates, Inc., Barcelona, Spain (2016)
- [20] Schuld, M., Sinayskiy, I., Petruccione, F.: An introduction to quantum machine learning. *Contemporary Physics* **56**(2), 172–185 (2014). <https://doi.org/10.1080/00107514.2014.964942>
- [21] Biamonte, J., Wittek, P., Pancotti, N., Rebentrost, P., Wiebe, N., Lloyd, S.: Quantum machine learning. *Nature* **549**(7671), 195–202 (2017). <https://doi.org/10.1038/nature23474>
- [22] Garg, S., Ramakrishnan, G.: *Advances in Quantum Deep Learning: An Overview*. arXiv (2020)
- [23] García, D.P., Cruz-Benito, J., García-Peñalvo, F.J.: Systematic Literature Review: Quantum Machine Learning and Its Applications. arXiv (2022)
- [24] Rebentrost, P., Mohseni, M., Lloyd, S.: Quantum Support Vector Machine for Big Data Classification. *Physical Review Letters* **113**(13), 130503 (2014). <https://doi.org/10.1103/PhysRevLett.113.130503>
- [25] Schuld, M., Sinayskiy, I., Petruccione, F.: Prediction by linear regression on a quantum computer. *Physical Review A* **94**(2), 022342 (2016). <https://doi.org/10.1103/PhysRevA.94.022342>
- [26] Liu, Y., Arunachalam, S., Temme, K.: A rigorous and robust quantum

- speed-up in supervised machine learning. *Nature Physics* **17**(9), 1013–1017 (2021). <https://doi.org/10.1038/s41567-021-01287-z>
- [27] Schuld, M., Sweke, R., Meyer, J.J.: The effect of data encoding on the expressive power of variational quantum machine learning models. *Physical Review A* **103**(3), 032430 (2021). <https://doi.org/10.1103/PhysRevA.103.032430>
- [28] Farhi, E., Neven, H.: Classification with Quantum Neural Networks on Near Term Processors. arXiv (2018). <https://doi.org/10.48550/arXiv.1802.06002>
- [29] Schuld, M., Bocharov, A., Svore, K., Wiebe, N.: Circuit-centric quantum classifiers. *Physical Review A* **101**(3), 032308 (2020). <https://doi.org/10.1103/PhysRevA.101.032308>
- [30] Benedetti, M., Lloyd, E., Sack, S., Fiorentini, M.: Parameterized quantum circuits as machine learning models. *Quantum Science and Technology* **4**(4), 043001 (2019). <https://doi.org/10.1088/2058-9565/ab4eb5>
- [31] Svozil, D., Kvasnicka, V., Pospichal, J.: Introduction to multi-layer feed-forward neural networks. *Chemometrics and Intelligent Laboratory Systems* **39**(1), 43–62 (1997). [https://doi.org/10.1016/S0169-7439\(97\)00061-0](https://doi.org/10.1016/S0169-7439(97)00061-0)
- [32] Sebastianelli, A., Zaidenberg, D.A., Spiller, D., Saux, B.L., Ullo, S.L.: On Circuit-Based Hybrid Quantum Neural Networks for Remote Sensing Imagery Classification. *IEEE Journal of Selected Topics in Applied Earth Observations and Remote Sensing* **15**, 565–580 (2022). <https://doi.org/10.1109/JSTARS.2021.3134785>
- [33] Zhu, E.Y., Johri, S., Bacon, D., Esencan, M., Kim, J., Muir, M., Murgai, N., Nguyen, J., Picienti, N., Schouela, A., Sosnova, K., Wright, K.: Generative quantum learning of joint probability distribution functions. *Physical Review Research* **4**(4), 043092 (2022). <https://doi.org/10.1103/PhysRevResearch.4.043092>
- [34] Bausch, J.: Recurrent Quantum Neural Networks. In: *Advances in Neural Information Processing Systems*, vol. 33, pp. 1368–1379. Curran Associates, Inc., online (2020)
- [35] Takaki, Y., Mitarai, K., Negoro, M., Fujii, K., Kitagawa, M.: Learning temporal data with a variational quantum recurrent neural network. *Physical Review A* **103**(5), 052414 (2021). <https://doi.org/10.1103/PhysRevA.103.052414>

- [36] Chen, S.Y.-C., Yoo, S., Fang, Y.-L.L.: Quantum Long Short-Term Memory. In: ICASSP 2022 - 2022 IEEE International Conference on Acoustics, Speech and Signal Processing (ICASSP), pp. 8622–8626 (2022). <https://doi.org/10.1109/ICASSP43922.2022.9747369>
- [37] Emmanoulopoulos, D., Dimoska, S.: Quantum Machine Learning in Finance: Time Series Forecasting. arXiv (2022). <https://doi.org/10.48550/arXiv.2202.00599>
- [38] Chen, Y., Li, F., Wang, J., Tang, B., Zhou, X.: Quantum recurrent encoder–decoder neural network for performance trend prediction of rotating machinery. *Knowledge-Based Systems* **197**, 105863 (2020). <https://doi.org/10.1016/j.knosys.2020.105863>
- [39] Hibat-Allah, M., Ganahl, M., Hayward, L.E., Melko, R.G., Carrasquilla, J.: Recurrent Neural Network Wave Functions. *Physical Review Research* **2**(2), 023358 (2020). <https://doi.org/10.1103/PhysRevResearch.2.023358>
- [40] Rebentrost, P., Bromley, T.R., Weedbrook, C., Lloyd, S.: Quantum Hopfield neural network. *Physical Review A* **98**(4), 042308 (2018). <https://doi.org/10.1103/PhysRevA.98.042308>
- [41] Rotondo, P., Marcuzzi, M., Garrahan, J.P., Lesanovsky, I., Muller, M.: Open quantum generalisation of Hopfield neural networks. *Journal of Physics A: Mathematical and Theoretical* **51**(11), 115301 (2018). <https://doi.org/10.1088/1751-8121/aaabcb>
- [42] Tang, H., Feng, Z., Wang, Y.-H., Lai, P.-C., Wang, C.-Y., Ye, Z.-Y., Wang, C.-K., Shi, Z.-Y., Wang, T.-Y., Chen, Y., Gao, J., Jin, X.-M.: Experimental Quantum Stochastic Walks Simulating Associative Memory of Hopfield Neural Networks. *Physical Review Applied* **11**(2), 024020 (2019). <https://doi.org/10.1103/PhysRevApplied.11.024020>
- [43] Killoran, N., Bromley, T.R., Arrazola, J.M., Schuld, M., Quesada, N., Lloyd, S.: Continuous-variable quantum neural networks. *Physical Review Research* **1**(3), 033063 (2019). <https://doi.org/10.1103/PhysRevResearch.1.033063>
- [44] Weedbrook, C., Pirandola, S., Garcia-Patron, R., Cerf, N.J., Ralph, T.C., Shapiro, J.H., Lloyd, S.: Gaussian Quantum Information. *Reviews of Modern Physics* **84**(2), 621–669 (2012). <https://doi.org/10.1103/RevModPhys.84.621>
- [45] Lloyd, S., Braunstein, S.L.: Quantum Computation over Continuous Variables. *Physical Review Letters* **82**(8), 1784–1787 (1999). <https://doi.org/10.1103/PhysRevLett.82.1784>

- [46] Gu, M., Weedbrook, C., Menicucci, N.C., Ralph, T.C., van Loock, P.: Quantum computing with continuous-variable clusters. *Physical Review A* **79**(6), 062318 (2009). <https://doi.org/10.1103/PhysRevA.79.062318>
- [47] Douce, T., Markham, D., Kashefi, E., Diamanti, E., Coudreau, T., Milman, P., van Loock, P., Ferrini, G.: Continuous-Variable Instantaneous Quantum Computing is hard to sample. *Physical Review Letters* **118**(7), 070503 (2017). <https://doi.org/10.1103/PhysRevLett.118.070503>
- [48] Vergis, A., Steiglitz, K., Dickinson, B.: The complexity of analog computation. *Mathematics and Computers in Simulation* **28**(2), 91–113 (1986). [https://doi.org/10.1016/0378-4754\(86\)90105-9](https://doi.org/10.1016/0378-4754(86)90105-9)
- [49] Chua, L., Lin, G.-N.: Nonlinear programming without computation. *IEEE Transactions on Circuits and Systems* **31**(2), 182–188 (1984). <https://doi.org/10.1109/TCS.1984.1085482>
- [50] Xiao, T.P., Bennett, C.H., Feinberg, B., Agarwal, S., Marinella, M.J.: Analog architectures for neural network acceleration based on non-volatile memory. *Applied Physics Reviews* **7**(3), 031301 (2020). <https://doi.org/10.1063/1.5143815>
- [51] Knill, E., Laflamme, R., Milburn, G.J.: A scheme for efficient quantum computation with linear optics. *Nature* **409**(6816), 46–52 (2001). <https://doi.org/10.1038/35051009>
- [52] Stobińska, M., Milburn, G.J., Wódkiewicz, K.: Wigner Function Evolution of Quantum States in Presence of Self-Kerr Interaction. *Physical Review A* **78**(1), 013810 (2008). <https://doi.org/10.1103/PhysRevA.78.013810>
- [53] Scheel, S., Nemoto, K., Munro, W.J., Knight, P.L.: Measurement-induced nonlinearity in linear optics. *Physical Review A* **68**(3), 032310 (2003). <https://doi.org/10.1103/PhysRevA.68.032310>
- [54] Filip, R., Marek, P., Andersen, U.L.: Measurement-induced continuous-variable quantum interactions. *Physical Review A* **71**(4), 042308 (2005). <https://doi.org/10.1103/PhysRevA.71.042308>
- [55] Reck, M., Zeilinger, A., Bernstein, H.J., Bertani, P.: Experimental realization of any discrete unitary operator. *Physical Review Letters* **73**(1), 58–61 (1994). <https://doi.org/10.1103/PhysRevLett.73.58>
- [56] Clements, W.R., Humphreys, P.C., Metcalf, B.J., Kolthammer, W.S., Walmsley, I.A.: Optimal design for universal multiport interferometers. *Optica* **3**(12), 1460–1465 (2016). <https://doi.org/10.1364/OPTICA.3.001460>

- [57] Zanardi, P., Lidar, D., Lloyd, S.: Quantum tensor product structures are observable-induced. *Physical Review Letters* **92**(6), 060402 (2004). <https://doi.org/10.1103/PhysRevLett.92.060402>
- [58] Van Houdt, G., Mosquera, C., Nápoles, G.: A review on the long short-term memory model. *Artificial Intelligence Review* **53**(8), 5929–5955 (2020). <https://doi.org/10.1007/s10462-020-09838-1>
- [59] Korenev, B.G.: *Bessel Functions and Their Applications*. CRC Press, Boca Raton, FL, USA (2002)
- [60] Li Deng: The MNIST Database of Handwritten Digit Images for Machine Learning Research [Best of the Web]. *IEEE Signal Processing Magazine* **29**(6), 141–142 (2012). <https://doi.org/10.1109/MSP.2012.2211477>
- [61] Killoran, N., Izaac, J., Quesada, N., Bergholm, V., Amy, M., Weedbrook, C.: Strawberry Fields: A Software Platform for Photonic Quantum Computing. *Quantum* **3**, 129 (2019). <https://doi.org/10.22331/q-2019-03-11-129>
- [62] Abadi, M., Agarwal, A., Barham, P., Brevdo, E., Chen, Z., Citro, C., Corrado, G.S., Davis, A., Dean, J., Devin, M., Ghemawat, S., Goodfellow, I., Harp, A., Irving, G., Isard, M., Jia, Y., Jozefowicz, R., Kaiser, L., Kudlur, M., Levenberg, J., Mane, D., Monga, R., Moore, S., Murray, D., Olah, C., Schuster, M., Shlens, J., Steiner, B., Sutskever, I., Talwar, K., Tucker, P., Vanhoucke, V., Vasudevan, V., Viegas, F., Vinyals, O., Warden, P., Wattenberg, M., Wicke, M., Yu, Y., Zheng, X.: *TensorFlow: Large-Scale Machine Learning on Heterogeneous Distributed Systems* (2015)
- [63] Zhang, Z.: Improved Adam Optimizer for Deep Neural Networks. In: 2018 IEEE/ACM 26th International Symposium on Quality Of Service (IWQoS), pp. 1–2 (2018). <https://doi.org/10.1109/IWQoS.2018.8624183>
- [64] García-Martín, E., Rodrigues, C.F., Riley, G., Grahm, H.: Estimation of energy consumption in machine learning. *Journal of Parallel and Distributed Computing* **134**, 75–88 (2019). <https://doi.org/10.1016/j.jpdc.2019.07.007>
- [65] Inagaki, T., Haribara, Y., Igarashi, K., Sonobe, T., Tamate, S., Honjo, T., Marandi, A., McMahan, P.L., Umeki, T., Enbutsu, K., Tadanaga, O., Takenouchi, H., Aihara, K., Kawarabayashi, K.-i., Inoue, K., Utsunomiya, S., Takesue, H.: A coherent Ising machine for 2000-node optimization problems. *Science* **354**(6312), 603–606 (2016). <https://doi.org/10.1126/science.aah4243>
- [66] Yamamura, A., Aihara, K., Yamamoto, Y.: Quantum model for coherent

- Ising machines: Discrete-time measurement feedback formulation. *Physical Review A* **96**(5), 053834 (2017). <https://doi.org/10.1103/PhysRevA.96.053834>
- [67] Honjo, T., Sonobe, T., Inaba, K., Inagaki, T., Ikuta, T., Yamada, Y., Kazama, T., Enbutsu, K., Umeki, T., Kasahara, R., Kawarabayashi, K.-i., Takesue, H.: 100,000-spin coherent Ising machine. *Science Advances* **7**(40), 0952 (2021). <https://doi.org/10.1126/sciadv.abh0952>
- [68] Gyurik, C., Dunjko, V.: On Establishing Learning Separations between Classical and Quantum Machine Learning with Classical Data. arXiv (2022)
- [69] Huang, H.-Y., Broughton, M., Cotler, J., Chen, S., Li, J., Mohseni, M., Neven, H., Babbush, R., Kueng, R., Preskill, J., McClean, J.R.: Quantum advantage in learning from experiments. *Science* **376**(6598), 1182–1186 (2022). <https://doi.org/10.1126/science.abn7293>
- [70] Giffard-Roisin, S., Gagne, D., Boucaud, A., Kégl, B., yang, M., Charpiat, G., Monteleoni, C.: The 2018 Climate Informatics Hackathon: Hurricane Intensity Forecast. In: 8th International Workshop on Climate Informatics. Proceedings of the 8th International Workshop on Climate Informatics: CI 2018, p. 4, Boulder, CO, United States (2018)

A Noise influence

We analyzed the influence of noise on the predictions returned by CV-QRNN in Task 1. Two types of noise were investigated. The first was caused by losses in the channels and was estimated in the following way: let \hat{a} be a bosonic mode and $\beta \in [0, 1]$ be the loss parameter; then the lossy channel is described by

$$\hat{a}' = \text{Tr}_{\hat{b}} \left(\sqrt{1-\beta} \hat{a} + \sqrt{\beta} \hat{b} \right), \quad (9)$$

where $1-\beta$ is *energy transitivity*. For $\beta = 0$ we obtain the original mode \hat{a} , and for $\beta = 1$ we lose all the information. The dependence of final cost function on parameter β is shown in Fig. 7a.

The other type of noise is located in the data itself. To model it, we added uniformly distributed random values to the time series, $\text{Uniform}(-\varepsilon, \varepsilon)$, where ε is a parameter. The dependence of final cost function on the parameter ε is presented in Fig. 7b.

Importantly, we did not observe significant change in the prediction for a network with a channel loss up to 0.2. The cost function for $\beta = 0.4$ is twice as big as for no noise at all. The network still performs well, even the forecasting of multiple data points (cf. Fig. 7a). In the case of the noisy data we observed no influence up to $\varepsilon = 0.01$. With $\varepsilon = 0.03$ we obtained the value of the loss function, which is almost an order of magnitude larger than with no loss at all. Fig. 7b also shows that for $\varepsilon > 0.03$ the network loses its ability to forecast.

B Additional data sets

Here, we present results for other data sets: sine wave (Fig. 8a and Fig. 9), sum of two sine waves with period 2π and π (Fig. 8b and Fig. 10), triangle wave (Fig. 8c and Fig. 11) and exponentially damped cosine wave (Fig. 8d and Fig. 12). We depict the cost function during the training of the network in Fig. 8. The prediction and forecasting ability is presented in Figs. 9 to 12 for data sets described previously. For these data sets we found similar results as for the Bessel function, which was described in the main text.

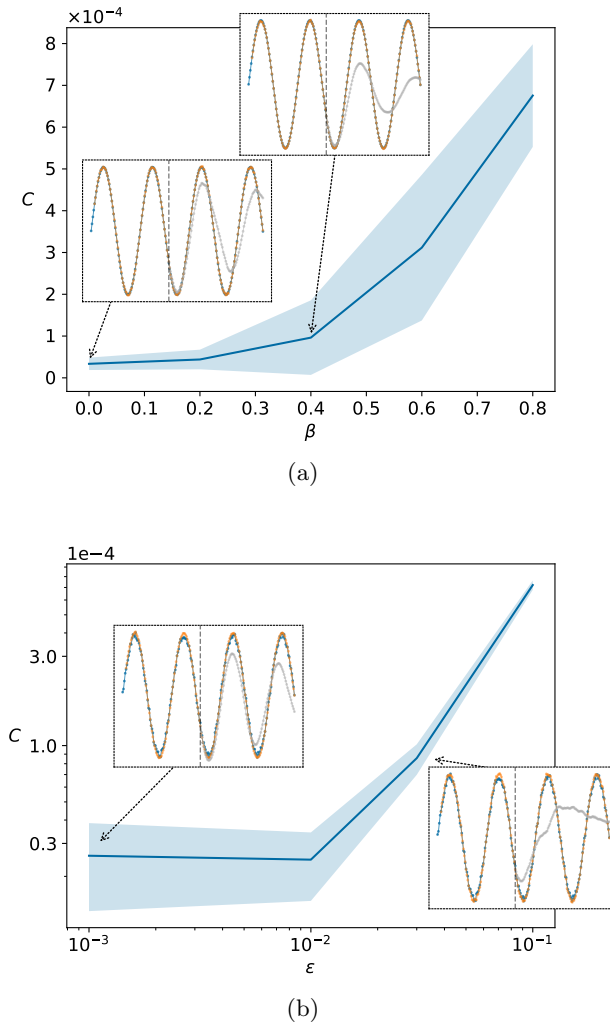


Fig. 7: The influence of the noise on the cost function C (Eq. (7)): (a) for noise in the channel parametrized by β and (b) for noise in the data, parametrized by ϵ . Both parameters are described in Appendix A. Shaded region shows the standard deviation, while solid lines depicts a mean of 5 runs of the simulation. In the small boxes, the prediction of the network for the parameter shown by dashed arrow are presented. For clarity we have omitted legends, but the colors are the same as in Fig. 4

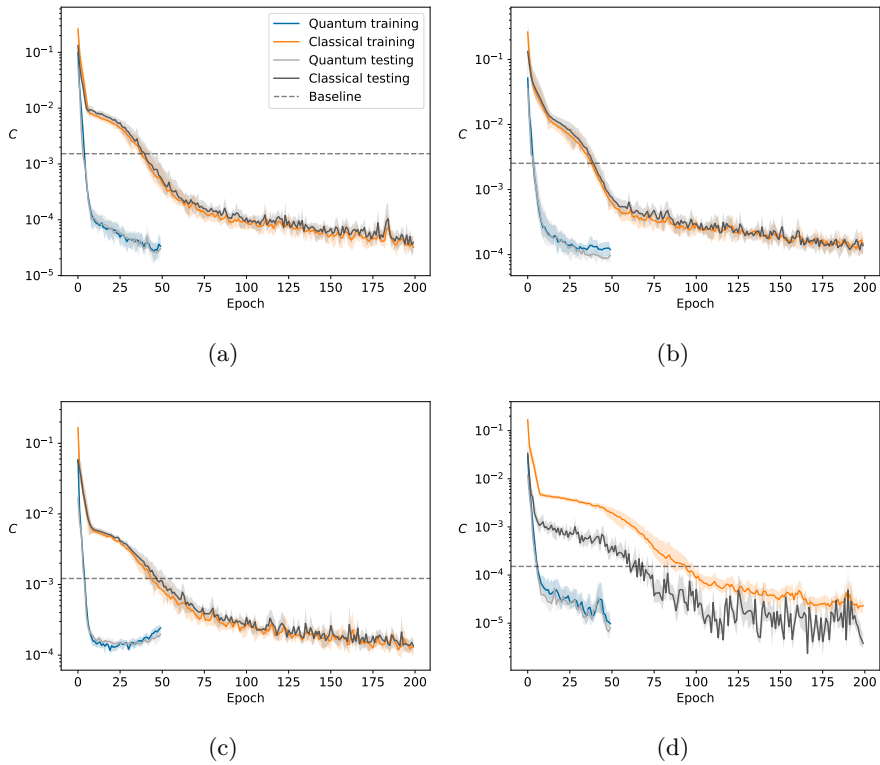


Fig. 8: Cost functions C (Eq. (7)) during the training of the network for different data sets: (a) sine wave, (b) composition of 2 sine waves with different periods, (c) triangle wave, (d) exponentially damped cosine wave.

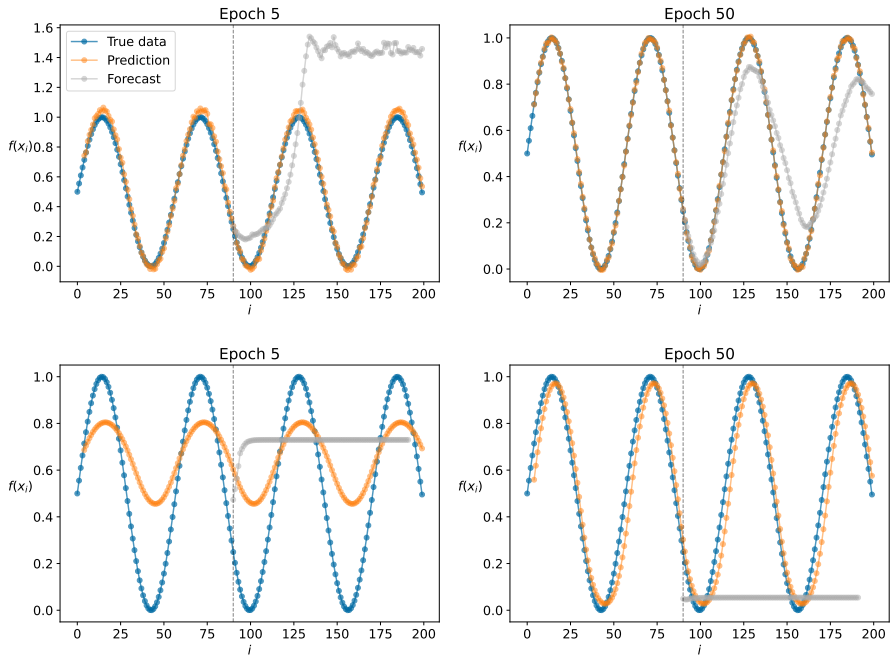


Fig. 9: Progress of training on the data generated with sine function $\sin(x)$, for CV-QRNN (top row) and LSTM networks (bottom row). Blue points represent the reference data, orange points are predictions based on $T = 4$ previous points, and the gray ones – the forecasted values. Vertical dashed line marks the point where the data was split for training (left) and testing (right) sequences.

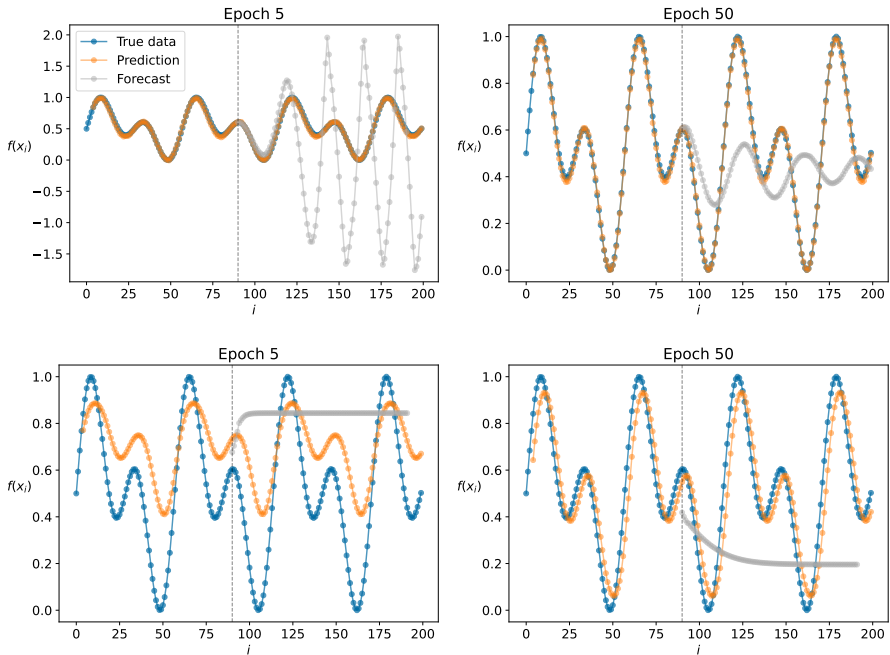


Fig. 10: Progress of training on the data generated with function $\frac{1}{2} \sin(x) + \frac{1}{2} \sin(2x)$, for CV-QRNN (top row) and LSTM networks (bottom row). Blue points represent the reference data, orange points are predictions based on $T = 4$ previous points, and the gray ones – the forecasted values. Vertical dashed line marks the point where the data was split for training (left) and testing (right) sequences.

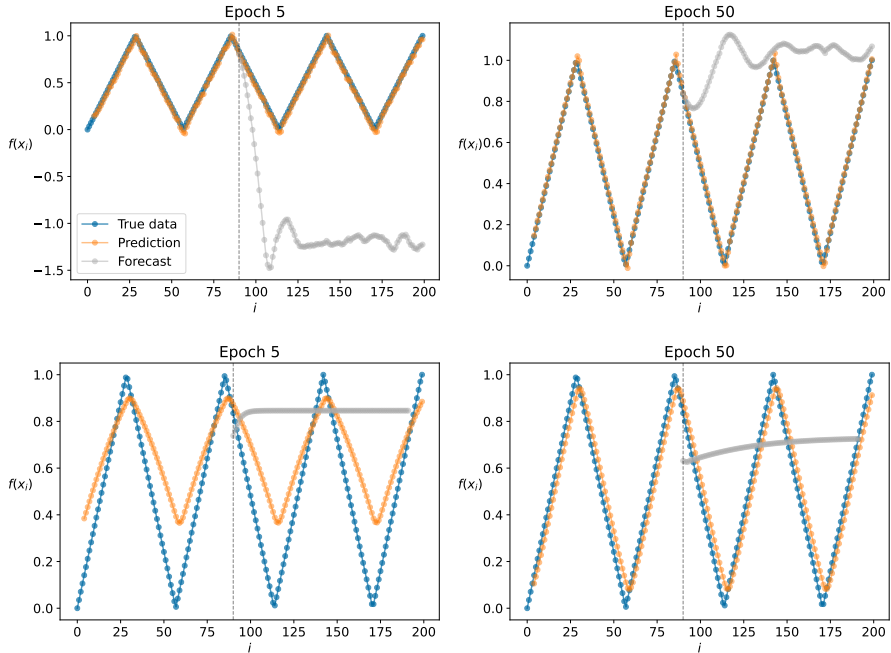


Fig. 11: Progress of training on the data generated with triangle wave function, for CV-QRNN (top row) and LSTM networks (bottom row). Blue points represent the reference data, orange points are predictions based on $T = 4$ previous points, and the gray ones – the forecasted values. Vertical dashed line marks the point where the data was split for training (left) and testing (right) sequences.

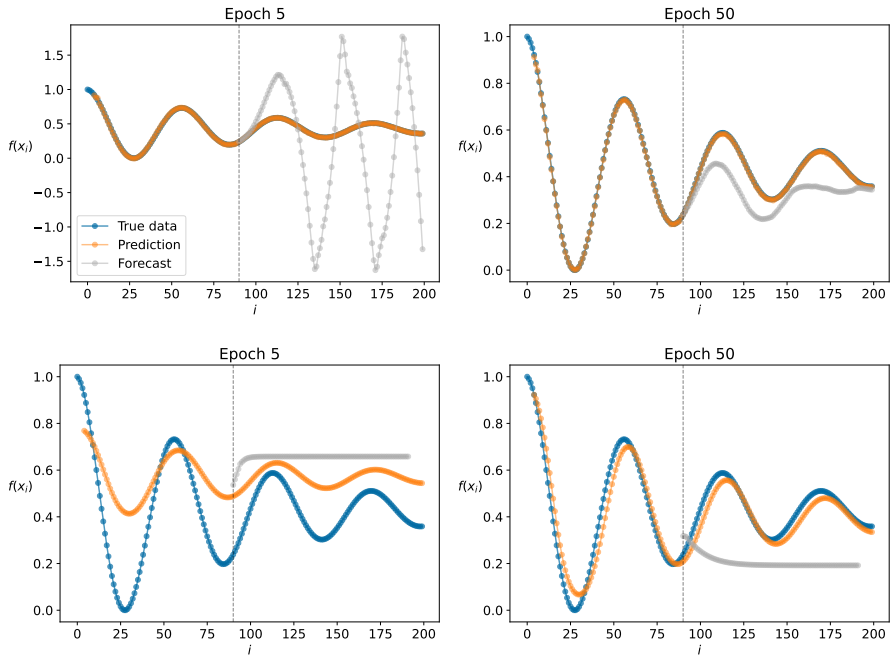


Fig. 12: Progress of training on the data generated with function $\exp(-\frac{x}{10}) \cdot \cos(x)$ (so called damped oscillation), for CV-QRNN (top row) and LSTM networks (bottom row). Blue points represent the reference data, orange points are predictions based on $T = 4$ previous points, and the gray ones – the forecasted values. Vertical dashed line marks the point where the data was split for training (left) and testing (right) sequences.