

Constraining white dwarf tides from gravitational waves with LISA

SYLVIA BISCOVEANU,^{1,2} KYLE KREMER,^{3,4} AND ERIC THRANE^{5,6}

¹*Department of Physics and Kavli Institute for Astrophysics and Space Research, Massachusetts Institute of Technology, 77 Massachusetts Ave, Cambridge, MA 02139, USA*

²*LIGO Laboratory, Massachusetts Institute of Technology, 185 Albany St, Cambridge, MA 02139, USA*

³*TAPIR, California Institute of Technology, Pasadena, CA 91125, USA*

⁴*The Observatories of the Carnegie Institution for Science, Pasadena, CA 91101, USA*

⁵*School of Physics and Astronomy, Monash University, Clayton VIC 3800, Australia*

⁶*OzGrav: The ARC Centre of Excellence for Gravitational Wave Discovery, Clayton VIC 3800, Australia*

(Dated: July 1, 2022)

ABSTRACT

Double white dwarf (DWD) systems are unique among gravitational-wave sources because their evolution is governed not just by general relativity, but also by mass transfer and tides. While the black hole and neutron star binaries observed with ground-based gravitational-wave detectors are driven to inspiral due to the emission of gravitational radiation—manifesting as a “chirp”-like gravitational-wave signal—the astrophysical processes at work in DWDs can cause the inspiral to stall and even reverse into an outspiral. The dynamics of the DWD outspiral thus encode information about tides, which tell us about the behaviour of electron-degenerate matter. We carry out a population study to determine the effect of the strength of tides on the distributions of the DWD binary parameters that the Laser Interferometer Space Antenna (LISA) will be able to constrain. We find that the strength of tidal coupling leaves a unique signature in the distribution of gravitational-wave frequencies and frequency derivatives for detectably mass transferring DWD systems. By measuring the population properties of DWDs, LISA will be able to probe the behavior of electron-degenerate matter.

1. INTRODUCTION

Double white dwarf (DWD) binaries detected with planned space-based gravitational wave detectors like the Laser Interferometer Space Antenna (LISA, [Amaro-Seoane et al. 2017](#)) offer a novel means with which to probe stellar physics and binary evolution processes (see [Amaro-Seoane et al. 2022](#) for a recent review). Such systems are the most common compact object binaries in the Milky Way ([Marsh et al. 1995](#)) and are expected to dominate LISA’s confusion noise limit below 3 mHz ([Nelemans et al. 2001c,a,b](#); [Ruiter et al. 2010](#); [Yu & Jeffery 2010](#); [Liu & Zhang 2016](#)), with a predicted $\sim 10^7$ sources in the LISA band, $\sim 10^5$ of which are estimated to be resolvable ([Ruiter et al. 2010](#); [Nissanke et al. 2012](#); [Lamberts et al. 2019](#)). Careful characterization of these systems is thus important not only to elucidate their population properties and evolution, but also to understand the sensitivity with which LISA will be able to detect other gravitational-wave sources, such as massive black hole binaries (e.g., [Klein et al. 2016](#); [Dayal et al. 2019](#); [Bonetti et al. 2019](#); [Barausse et al. 2020](#); [Littenberg et al. 2020](#); [Chen et al. 2020](#); [Valiante et al. 2020](#)).

As the white dwarfs in these systems are driven together via gravitational radiation, they may eventually get close enough to begin mass transfer. At this stage, the less massive of the two white dwarfs begins to overflow its Roche lobe and mass is pulled through the inner Lagrange point from the donor to the more massive accretor ([Pringle & Webbink 1975](#); [Webbink 1984](#); [Iben & Tutukov 1984](#); [Tutukov & Yungelson 2002](#)). If this mass transfer is dynamically unstable, a merger ensues which may ultimately lead to a Type Ia supernova for both systems with a total mass above the Chandrasekhar limit (e.g., [Webbink 1984](#); [Woosley & Weaver 1986](#); [Maoz et al. 2014](#)) and sub-Chandrasekhar systems (e.g., [Fink et al. 2007, 2010](#); [Guillochon et al. 2010](#); [Kromer et al. 2010](#); [Shen et al. 2018](#)). For systems with total mass near to or above the Chandrasekhar mass, the merger can also lead accretion-induced collapse of the remnant to a neutron star (e.g., [Miyaji et al. 1980](#); [Nomoto & Iben 1985](#); [Schwab et al. 2015](#); [Schwab et al. 2016](#)).

On the other hand, stable mass transfer—which in principle may proceed through either classic disk accretion (e.g., [Soberman et al. 1997](#); [Frank et al. 2002](#)) or

direct impact accretion (e.g., Marsh et al. 2004)—can lead to the formation of an AM CVn system, a cataclysmic variable binary star characterized by accretion of hydrogen-poor material from a compact companion onto a white dwarf (Nather et al. 1981; Nelemans et al. 2001c; Tutukov & Yungelson 2002; Solheim 2010). The fate of interacting white dwarf systems remains highly uncertain due to poorly understood binary evolution processes, and it is possible that every mass transferring DWD system may eventually merge (Shen 2015).

The stability of the mass transfer process depends sensitively on the properties of the system such as the white dwarf compositions, masses, orbital separation, accretor spin, and the strength of tidal coupling between the individual white dwarfs and the binary orbit (Marsh et al. 2004; Gokhale et al. 2007; Sepinsky & Kalogera 2014; Kremer et al. 2015). Multi-messenger observations of stable systems, in the X-ray and optical bands and in gravitational waves, offer a unique opportunity to probe accretion physics. Such observations can also yield precise measurements of the binary orbital parameters, including their component masses (Nelemans et al. 2004; Carrasco et al. 2014; Breivik et al. 2018; Korol et al. 2019; Burdge et al. 2020; Johnson et al. 2021), due to their uniquely-determined evolutionary tracks (Deloye et al. 2007; Kalomeni et al. 2016). Identifying galactic DWDs undergoing stable mass transfer with gravitational waves will facilitate their detection electromagnetically, since their intrinsic faintness has limited the number of currently-detected systems in the galaxy to ~ 65 , despite the fact that several thousand such sources are expected to exist in the Milky Way (van Roestel et al. 2022; Ramsay et al. 2018).

The processes of mass transfer and tidal coupling change the evolution of the orbital frequency of stable systems, potentially leading to an increase in the orbital separation and a corresponding decrease in the frequency (e.g., Kremer et al. 2017), in contrast to the standard chirp-like increase in frequency due to gravitational-wave emission alone. Previous studies have estimated that up to several thousand such systems with a negative frequency derivative will be detectable with LISA, although the exact number depends on the specific binary evolution parameters used to model the population of DWDs in the Milky Way (Nelemans et al. 2004; Ruiters et al. 2010; Nissanke et al. 2012; Kremer et al. 2017; Lamberts et al. 2019; Liu et al. 2021) and the assumptions made when modeling the evolution of the system during mass transfer (Marsh et al. 2004; Gokhale et al. 2007; Sepinsky & Kalogera 2014; Kremer et al. 2015).

In this work, we use the DWD evolution prescription of Marsh et al. (2004) in combination with the COSMIC population synthesis suite (Breivik et al. 2020) to determine the effect of the strength of tidal coupling on the properties of mass transferring DWD systems that will be detectable with LISA. The effect of this parameter has not been previously explored in works modeling both the evolution of mass transferring DWDs and a realistic Galactic population of these sources (e.g., Kremer et al. 2017; Breivik et al. 2020; Seto 2022). We restrict our analysis specifically to systems with helium (He) white dwarf donors, which are expected to be the best candidates for producing stable mass-transferring systems. We show that the strength of tidal coupling leaves a unique imprint on the distribution of gravitational-wave frequencies and frequency derivatives, $(f_{\text{GW}}, \dot{f}_{\text{GW}})$, that cannot be imitated by changing the binary evolution parameters. By measuring the shape of the $(f_{\text{GW}}, \dot{f}_{\text{GW}})$ distribution, space-based observatories like LISA will probe the physics of white dwarf tides, providing insights into the behavior of electron-degenerate matter.

The remainder of this Letter is organized as follows. In Section 2, we describe our methods for constructing a realistic population of mass transferring DWDs in the Milky Way and their detection with LISA. The full details of the DWD evolution calculation are given in Appendix A, and our evolution code is publicly available on [git](#). In Section 3, we present the results of our simulation for different choices of binary evolution parameters and tidal coupling strength. We conclude with a discussion of the results and a comparison with other works in Section 4.

2. DWD POPULATION SYNTHESIS AND EVOLUTION

We use the COSMIC population synthesis suite (Breivik et al. 2020) to simulate a fiducial population of double white dwarf binaries. We use the default configuration settings except for the initial conditions, the convergence criteria, and the common envelope parameter λ , which we vary to account for the uncertainty in the common envelope physics. We draw sources from the Kroupa (2001) initial mass function, from a thermal eccentricity distribution (Heggie 1975), and from a log-uniform separation distribution. Mass ratios are assumed to be distributed uniformly (Mazeh et al. 1992; Goldberg & Mazeh 1994), with the minimum mass ratio chosen such that the pre-main-sequence lifetime of the secondary star is not longer than the full lifetime of the primary if it were to evolve as a single star. We assume a binary fraction of 0.5.

The common envelope phase expected to precede the formation of the double white dwarf binary is a key theoretical uncertainty governing the properties of these systems at formation. The common envelope phenomenon occurs due to mass transfer from a giant star on a dynamical timescale, causing the Roche lobes of both the donor and its companion to overflow (Hurley et al. 2002). COSMIC adopts the standard “ $\alpha\lambda$ ” common envelope formalism, where the parameter α determines the efficiency with which orbital energy is injected into the envelope, and λ determines the binding energy of the envelope (Hurley et al. 2002). Our main results are presented for the choice of $\lambda = 1$, but we also present results obtained with $\lambda = 10$, to quantify the uncertainty due to common envelope physics (Dewi & Tauris 2000). We fix $\alpha = 1$ in all simulations.

In order to ensure that the final converged population encompasses all the possible population synthesis outcomes for a fixed binary type, COSMIC compares histograms of the binary parameters between successive iterations of the simulation until a match criterion is met. We use a match threshold of 10^{-4} for histograms of the donor and accretor masses, eccentricity, and orbital period between subsequent iterations, as described in Breivik et al. (2020); Kremer et al. (2017). We evolve the initial simulated stellar population using COSMIC for 10 Gyr and compute the convergence of the subpopulation comprising only those systems that have at least one He white dwarf component at the end of the evolution based on the final state. We limit the orbital periods of the converged population to the range $[2.3 \times 10^{-5}, 0.23]$ days, so that they lie within the LISA sensitivity band: $f_{\text{GW}} = (0.1 - 1000 \text{ mHz})$. From the converged population, we extract the donor and accretor masses at the first onset of Roche lobe overflow in the DWD systems with a He white dwarf donor, as systems with more massive donors are not expected to undergo stable mass transfer (e.g., Marsh et al. 2004).

In order to more carefully resolve the timescales relevant for these white dwarf binaries as they begin mass transfer, we compute the subsequent binary evolution following the prescription of Marsh et al. (2004). This amounts to solving a coupled system of first order differential equations encapsulating the effects of gravitational radiation (GR), mass transfer (MT), and tidal coupling for the component masses of the accretor and donor, M_A and M_D , respectively, the accretor spin, Ω_A , and the binary separation, a . Unlike the compact object binaries detectable with ground-based gravitational-wave detectors, the evolution of the binary orbit is not driven entirely by gravitational radiation. The total change in the orbital angular momentum can be ex-

pressed as the sum of the three aforementioned contributions:

$$\dot{J}_{\text{orb}} = \dot{J}_{\text{GR}} + \dot{J}_{\text{MT}} + \dot{J}_{\text{tides}}. \quad (1)$$

In this work, we are specifically interested in determining the effect of tidal coupling between the white dwarf spin and the binary orbit on the stability of DWD mass transfer via its imprint on the distribution of the binary properties detectable with gravitational waves. We emphasize that unlike the tidal effects measured in the binary neutron star merger GW170817 (Abbott et al. 2019), for example, the tides we consider here do not influence the orbital evolution of the binary by changing the phasing of the gravitational-wave signal (although see the discussion in Section 4). Instead, the tides generate a dissipative torque term in Eq. 1 which drives the binary apart.

We follow Marsh et al. (2004) in parameterizing this effect via a synchronization timescale, which determines how long it takes for the spin of the white dwarf to become synchronized with the orbit due to tides. The tidal strength, and hence the synchronization time, change as a function of the orbital separation and white dwarf masses (Campbell 1984; Marsh et al. 2004), so we focus on exploring the effect of different values of the initial synchronization time at the onset of mass transfer, τ_0 . A smaller value of τ_0 means stronger tidal effects.

While considerable work has been done in modeling the effect of tides in DWDs (Fuller & Lai 2011; Lai 2012; Fuller & Lai 2013, 2014; Willems et al. 2010; Burkart et al. 2013, 2014), there remains significant uncertainty in the value of the initial synchronization timescale. We choose to explore the range between two extreme values—10 yrs, corresponding to very efficient tidal coupling, and 10^{15} yr, corresponding to very weak coupling. We further assume that the donor remains synchronized to the orbit throughout the evolution, but the accretor can be spun up due to accretion and resynchronized due to tides¹.

We evolve the systems for up to 10 Gyr from the onset of mass transfer but stop the evolution if $a < R_A + R_D$, where R is the white dwarf radius; if the mass transfer rate, \dot{M}_D , exceeds $0.01 M_{\odot}/\text{yr}$; if the accretor mass exceeds the Chandrasekhar mass, M_{Ch} ; or if the donor mass drops below $0.01 M_{\odot}$. The first two scenarios will lead to a merger of the two white dwarfs, and the third scenario results in a Type Ia supernova (e.g., Webbink 1984) or accretion induced collapse (e.g., Nomoto & Iben 1985). In the final scenario, as the donor approaches

¹ See Section 4 for a discussion of the effect of this choice and other caveats for our tidal model.

sufficiently low mass, Coulomb and thermal contributions to the donor’s equation of state become important (Deloye & Bildsten 2003) and our assumed white dwarf mass-radius relation is no longer appropriate. In practice, systems with such ultra-low-mass donors will likely not be detectable as LISA sources due to their relatively low chirp masses.

Our implementation differs from Marsh et al. (2004) only in the treatment of super-Eddington accretion. While we do allow the accretor to spin asynchronously relative to the orbit, we use the approximation of Han & Webbink (1999) to calculate the Eddington accretion rate, which assumes corotation of the accretor:

$$\dot{M}_{\text{Edd}} = \frac{8\pi c m_p G M_A}{\sigma_T (\phi_{L_1} - \phi_A)}, \quad (2)$$

where m_p is the proton mass, σ_T is the Thomson cross section, and $\phi_{L_1} - \phi_A$ is the difference in the Roche potential at the inner Lagrangian point and the surface of the accretor. Marsh et al. (2004) conclude that this approximation is sufficient immediately after the onset of mass transfer when the accretor is rotating slowly, which is the stage that has the biggest effect on the subsequent evolution of the accretion rate. We follow Kremer et al. (2017) and modify the evolution equations such that the accretion rate is capped at the Eddington limit,

$$\dot{M}_A = \begin{cases} \dot{M}_{\text{Edd}}, & \text{if } \dot{M}_D \geq \dot{M}_{\text{Edd}} \\ \dot{M}_D, & \text{otherwise} \end{cases}, \quad (3)$$

instead of allowing for super-Eddington accretion and assuming that will lead to a merger. In this case, the mass transfer becomes non-conservative. We solve the coupled system of differential equations governing the orbital evolution using an 8th order Runge-Kutta integration scheme as implemented in SCIPY (Virtanen et al. 2020). Further details on the evolution calculation are given in Appendix A, and our evolution code is publicly available on [git](#).

Figure 1 shows the derivative of the orbital frequency as a function of time for a system with $M_{D,0} = 0.25 M_\odot$, $M_{A,0} = 0.6 M_\odot$ that remains stable for the entire 10 Gyr evolution time. The contribution of each of the three terms in Eq. 1 is shown individually. A smoothing function has been applied to suppress expected oscillations as described in Appendix B. While the GR contribution exhibits the characteristic “chirping” behavior where $\dot{f}_{\text{GR}} > 0$ would cause the orbital separation to decrease, the astrophysical contribution from mass transfer and tides leads to

$$\dot{f}_{\text{orb}} = \dot{f}_{\text{GR}} + \dot{f}_{\text{MT}} + \dot{f}_{\text{tides}} < 0, \quad (4)$$

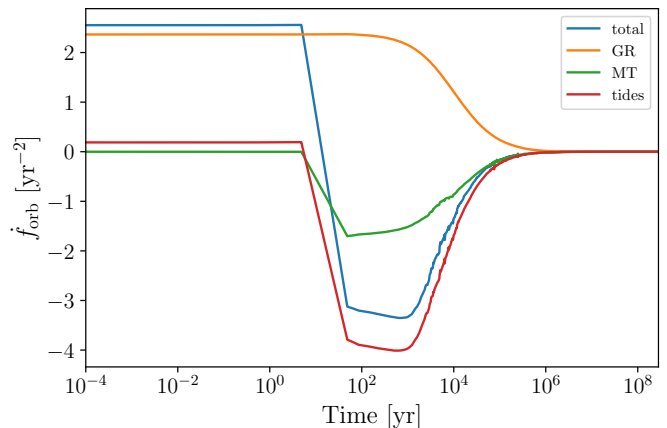


Figure 1. Orbital frequency derivative for a system with $M_{D,0} = 0.25 M_\odot$, $M_{A,0} = 0.6 M_\odot$ that remains stable over 10 Gyr of evolution from the onset of mass transfer. While the contribution from gravitational radiation (GR, orange) is always positive, the terms stemming from mass transfer (MT, green) and tides (red) quickly become negative, such that the total frequency derivative (blue) also becomes negative, causing the orbital separation to increase as the system begins to outspiral. Observing such a system with LISA at a point in its evolution with $\dot{f}_{\text{orb}} < 0$ would provide insight into the effect of tides and the behavior of electron-degenerate matter.

so the orbital separation actually increases and the frequency decreases as the binary “outspiral.” This highlights a key difference between DWDs as gravitational-wave sources and the neutron star and black hole binaries observed with ground-based gravitational-wave detectors. The frequency evolution of these interacting binaries is not dominated by gravitational radiation, but rather by the astrophysical effects of mass transfer and tides. The observation of a population of systems with $\dot{f}_{\text{orb}} < 0$ with LISA can thus constrain the synchronization timescale, τ_0 , which is related to the physics of electron-degenerate matter.

In order to map the converged COSMIC population onto a realistic Milky Way population of DWDs, we resample the fiducial population until we reach a thin disk stellar mass of $4.32 \times 10^{10} M_\odot$ (McMillan 2011), simulating a uniform star formation rate by assigning a random birth time up to 10 Gyr for each zero-age main sequence (ZAMS) binary. We focus only on those systems that would be presently undergoing stable mass transfer for which $t_{\text{now}} > \Delta t_{\text{birth}} + \Delta t_{\text{DWD}} + \Delta t_{\text{MT start}}$, where $t_{\text{now}} = 10$ Gyr, Δt_{birth} is the ZAMS birth time of the binary, Δt_{DWD} is the delay time between birth and DWD formation, and $\Delta t_{\text{MT start}}$ is the time between DWD formation and the first onset of mass transfer. We use COSMIC to track the evolution of each binary until

$\Delta t_{\text{birth}} + \Delta t_{\text{DWD}} + \Delta t_{\text{MT start}}$, at which point we continue to follow its evolution through the mass transfer phase using the Marsh et al. (2004) prescription.

To reduce the computational cost of evolving each individual mass-transferring binary in the COSMIC population—as many have very similar masses—we grid the resulting M_A, M_D mass distribution into bins of width $0.005 M_\odot$. Each of the binary bins is then evolved through the mass transfer phase following the prescription of Marsh et al. (2004). We then use nearest-neighbor interpolation to assign each COSMIC binary to its corresponding mass bin. We remove binaries that merge due to unstable mass transfer, undergo a Type Ia supernova, or drop below the minimum white dwarf mass prior to t_{now} from the final population.

For the systems remaining in the final population, we calculate the signal-to-noise ratio (SNR) with which they would be detected by LISA using the LEGWORK package (Wagg et al. 2021). We assume a 4-year LISA mission lifetime (Amaro-Seoane et al. 2017) and corresponding sensitivity curve including confusion noise from galactic binaries in Robson et al. (2019). We assign the position of each mass-transferring DWD throughout the thin disk by using COSMIC to sample from exponential profiles in both the radial and vertical directions with scale heights of 2.9 kpc and 0.3 kpc, respectively (McMillan 2011).

We use the orbital frequency, f_{orb} , when discussing the evolution of the white dwarf binary orbit, and the gravitational-wave emission frequency, f_{GW} , when discussing gravitational-wave observations and detectability with LISA; the two are simply related via $f_{\text{GW}} = 2f_{\text{orb}}$. We retain only those systems with detectably negative \dot{f}_{GW} , meaning they have $\text{SNR} > 7$ and $\dot{f}_{\text{GW}} \leq 1 \text{ bin/yr}$ (Takahashi & Seto 2002; Seto 2002), where the frequency bin width is given by the mission duration, $1 \text{ bin} = T_{\text{obs}}^{-1}$, so that $\dot{f}_{\text{GW}} \leq -0.025 \text{ yr}^2$.

3. STABILITY AND DETECTABILITY WITH LISA

In Fig. 2, we present a scatter plot of donor mass M_D and accretor mass M_A , color-coded to indicate which systems undergo stable mass transfer, for the mass grid described in the previous section including systems from both the $\lambda = 1$ and $\lambda = 10$ populations. The left panel shows the results for strong tides ($\tau_0 = 10 \text{ yr}$), the middle panel shows the results for an intermediate synchronization timescale of $\tau_0 = 10 \text{ yr}$, and the right panel shows the results for weak tides ($\tau_0 = 10^{15} \text{ yr}$). Systems with a total mass exceeding the Chandrasekhar mass that undergo a merger or Type Ia supernova immediately following the onset of mass transfer are omitted from the plot. Our results are consistent with those pre-

sented in Marsh et al. (2004). The shorter tidal synchronization time leads to a larger stable region of the parameter space, particularly for systems with more equal mass ratios. There are also significantly fewer systems where the accretor reaches the breakup spin, as strong tides are more efficient in resynchronizing the accretor spin with the orbit.

The distributions of the gravitational-wave frequency and its derivative that would be observed by LISA for the final population obtained by convolving the stability grid shown in Fig. 2 with the simulated population of DWD systems in the Milky Way thin disk as described in the previous section are shown in Fig. 3. Each column corresponds to a different value of the initial synchronization time, while each row corresponds to a different value of the λ common envelope parameter. We only include systems with a detectably negative \dot{f}_{GW} , reporting the number of such systems for each combination of (τ_0, λ) on the plot.

As expected, the number of detectably interacting systems decreases with the tidal strength and falls off more steeply for the $\lambda = 1$ population, as the mass distribution obtained with this choice of λ covers a region of the parameter space with more unstable systems compared to $\lambda = 10$. The number of systems with detectably negative \dot{f}_{GW} for the case of strong tides, $\tau_0 = 10 \text{ yr}$, is of the same order of magnitude as the results presented in Kremer et al. (2017)².

While the choice of the common envelope parameter and synchronization timescale both affect the number of LISA DWD systems with detectably negative \dot{f}_{GW} , the shape of the $(f_{\text{GW}}, \dot{f}_{\text{GW}})$ distribution depends primarily on τ_0 , and does not change significantly with λ . The distribution of gravitational-wave frequencies shifts towards lower values with increasing tidal coupling strength. This effect is driven by the donor mass distribution of the systems undergoing stable mass transfer that are detectable with LISA due to the well-defined relationship between the donor mass and gravitational-wave frequency for these systems (Breivik et al. 2018), shown in Fig. 4. This relationship is a consequence of the relationship between orbital period and average density for semi-detached binaries undergoing Roche lobe overflow, $P \propto 1/\sqrt{\rho}$, since the density is purely a function of mass for white dwarfs with a known mass-radius relation. The width of the $(M_D, \log f_{\text{GW}})$ distribution is

² The small variations in our results can potentially be explained due to differences in the binary evolution prescription implemented in COSMIC controlling the underlying DWD population at the onset of mass transfer and the treatment of the mass transfer physics, which is discussed in more detail in Section 4.

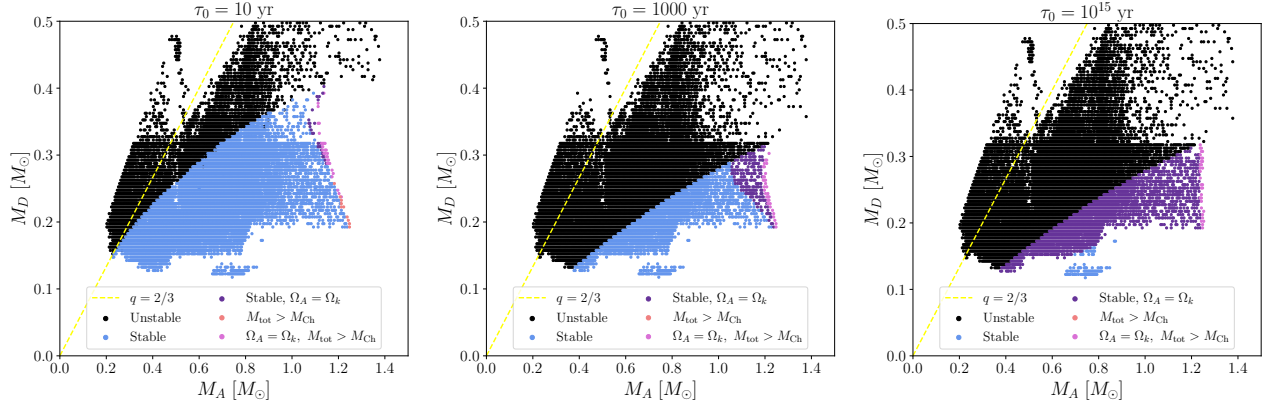


Figure 2. Scatter plot in the donor and accretor masses showing the stability of the systems corresponding to each of the mass bins in the combined base COSMIC populations for both $\lambda = 1$ and $\lambda = 10$ for $\tau_0 = 10$ yr (left), $\tau_0 = 1000$ yr (middle), and $\tau_0 = 10^{15}$ yr (right). Systems where the accretor reaches the breakup spin as described in Eqs. A14-A15 are denoted in the legend with $\Omega_A = \Omega_k$. Those where the total mass, $M_{\text{tot}} = M_D + M_A$ exceeds the Chandrasekhar mass are indicated as $M_{\text{tot}} > M_{\text{Ch}}$. The canonical $q = 2/3$ stability line is shown in yellow. Strong tides lead to stability over a larger region of the mass parameter space, and hence a larger number of mass-transferring systems detectable with LISA.

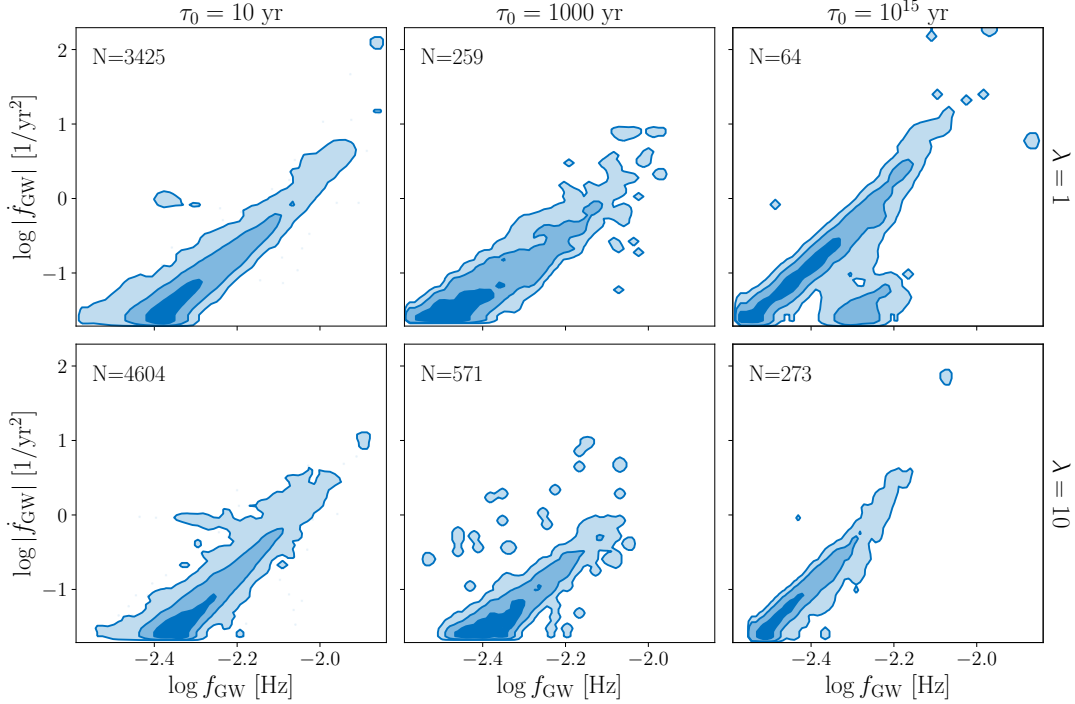


Figure 3. Distribution of the log of the gravitational-wave frequency vs the log of the absolute value of the frequency derivative for systems with detectably negative \dot{f}_{GW} for different values of synchronization timescale, τ_0 (columns), and common envelope parameter, λ (rows). The shaded areas show the 1, 2, and 3σ credible regions, and the number of stable systems individually detectable with LISA is printed on each panel. The distribution of frequencies shifts to lower values as the synchronization time increases but does not change significantly with λ . Comparison of the $(f_{\text{GW}}, \dot{f}_{\text{GW}})$ distribution of systems observed with LISA to these predictions can be used to constrain τ_0 and λ .

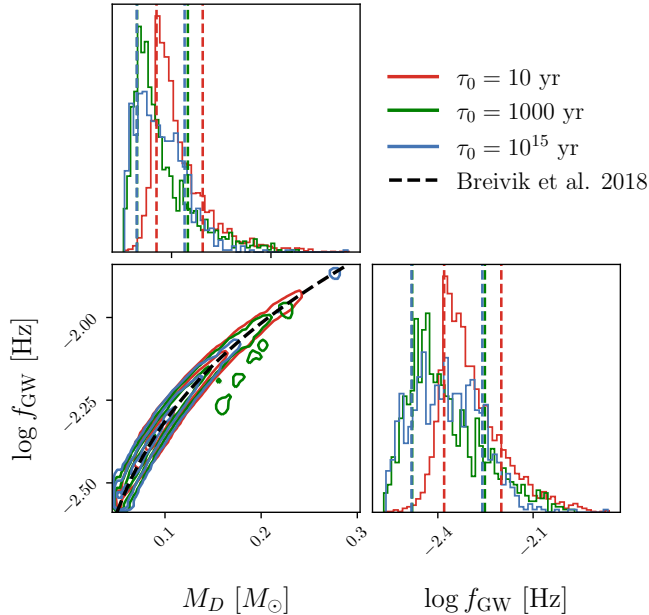


Figure 4. Distribution of the donor mass vs the log of the gravitational-wave frequency for detectable systems with $\dot{f}_{\text{GW}} \leq 1$ bin/yr for different values of synchronization timescale, τ_0 , and $\lambda = 1$. The corner plot demonstrates the deterministic relationship between the donor mass and gravitational-wave frequency, which Breivik et al. (2018) fit with a fourth-order polynomial, shown in the dotted black line. Decreasing the tidal synchronization time leads to more stable systems with higher donor masses and hence more systems with higher frequencies.

due to a weak dependence of the period on the mass ratio of the system. Because stronger tides support the stability of systems with more massive donors, this deterministic relationship shifts the peak of the frequency distribution to higher frequencies.

With LISA, a plot similar to Fig. 3 can be constructed for the observed systems with detectably negative \dot{f}_{GW} . By comparing the shape of the $(f_{\text{GW}}, \dot{f}_{\text{GW}})$ distribution and the number of detected systems to the predictions presented here, the values of λ and τ_0 can be constrained. Such a comparison could be performed using the framework of Bayesian hierarchical population modeling, where the hyper-parameters governing the $(f_{\text{GW}}, \dot{f}_{\text{GW}})$ distribution are inferred from the observations. We leave a demonstration of the constraining power of the individually-detectable interacting LISA DWD population to future work, but highlight that inference of τ_0 would shed light on the efficiency of tidal coupling and the nature of electron-degenerate matter.

4. DISCUSSION

Unlike the neutron star and black hole binaries observed by ground-based gravitational-wave detectors so far, the orbital evolution of double white dwarf systems observable with space-based detectors like LISA is not governed purely by gravitational radiation. For interacting DWDs, mass transfer and tides also contribute to the change in the orbital angular momentum. Because the radius of the less massive white dwarf donor grows as it loses mass, the binary separation increases, causing the system to “outspiral” with a negative orbital and gravitational-wave frequency derivative. The strength of the tidal coupling between the accretor spin and the binary orbit determines which regions of the donor and accretor mass parameter space support stable mass transfer. Thus, the dynamics of the outspiral encode information about the tides, and by measuring the population properties of DWDs with LISA, we can probe the physics of electron-degenerate matter.

In this work, we have demonstrated that the distribution of gravitational-wave frequencies and frequency derivatives, $(f_{\text{GW}}, \dot{f}_{\text{GW}})$, for DWD systems detectable with LISA can be used to constrain the strength of tidal coupling between the accretor spin and the orbit³. The shape of this distribution is determined by the initial synchronization timescale τ_0 , while the total number of interacting DWD systems can be used to inform common envelope physics via the parameter λ .

Future work should seek to incorporate a more complete model of the tidal physics governing the stability of mass transfer in interacting DWDs in order to obtain the most accurate estimates of the tidal hyper-parameters from the population observable with LISA. While our model is adequate for showing qualitatively how LISA will be able to measure (τ_0, λ) , a few simplifying assumptions could be relaxed to achieve a more physically realistic model.

First, we assume that the donor spin remains synchronized to the orbit throughout the entire process of stable mass transfer, ignoring the tidal torque term that arises due to the asynchronicity of the donor. Gokhale et al. (2007) take this term into account but find only a minor increase in the region of the mass parameter space that supports stable mass transfer. We also ignore the

³ We have implicitly assumed that mass transfer is the only process that could drive a DWD system to outspiral. It is possible that other mechanisms such as environmental effects (Barausse et al. 2015; Cardoso & Maselli 2020)—which have yet to be studied in the context of DWDs—could lead to a similar reversal of frequency derivative of the binary. Such effects may in principle interfere with the ability to constrain DWD tidal physics, although they are highly unlikely in the population of Milky Way binaries accessible to LISA.

effect of the asynchronicity of both the donor and accretor on the geometry of the Roche lobe, which was found in [Kremer et al. \(2015\)](#); [Sepinsky et al. \(2007\)](#) to marginally increase the number of stable systems for the case of strong tides only.

Finally, we rely on the approximation of [Verbunt & Rappaport \(1988\)](#), which stipulates that the angular momentum transferred from the orbit to the accretor is exactly equal to the angular momentum of a ballistic particle at its average radius along its trajectory from the donor to the accretor during mass transfer. By implementing the more detailed calculations of [Sepinsky et al. \(2007\)](#) tracking the ballistic trajectory of each transferred mass particle, [Sepinsky & Kalogera \(2014\)](#); [Kremer et al. \(2015\)](#) find a further increase in the region of the mass parameter space supporting stable mass transfer. The effects of each of these assumptions is summarized in Figs. 5-6 of [Kremer et al. \(2017\)](#). While relaxing these various assumptions would lead to an increase in the number of stable systems in our final population, this does not affect the main qualitative conclusion of our analysis—that the tidal synchronization timescale leaves a unique imprint on the detectable distribution of $(f_{\text{GW}}, \dot{f}_{\text{GW}})$ for LISA.

Parameterizing all tidal effects at work during DWD evolution via a single synchronization timescale obfuscates the contributions of the complicated individual tidal processes. Tidal effects can broadly be broken down into two categories—equilibrium tides, where a static bulge is induced in the star, and dynamical tides, which consist of stellar oscillations. Dynamical tides can either be linear, operating as discrete standing waves (“g-modes”) ([Fuller & Lai 2011](#)), or non-linear, manifesting as traveling waves that propagate towards the surface of the white dwarf where they are likely dissipated ([Lai 2012](#)). For the DWD binaries in our final population with orbital periods in the range of $3 \lesssim P_{\text{orb}}/\text{min} \lesssim 13$, we expect the quasi-static ([Willems et al. 2010](#)), linear ([Fuller & Lai 2011](#); [Burkart et al. 2013, 2014](#)) and weakly non-linear ([Yu et al. 2020](#)) approximations to break down such that the tidal effects are dominated by strongly nonlinear processes.

Previous work has shown that non-linear, dynamical tides can play a significant role in the synchronization of the white dwarf spin with the binary orbit and can affect the phasing of the gravitational-wave signal accessible with LISA ([Lai 2012](#); [Fuller & Lai 2013, 2014](#); [Yu et al. 2020](#)). [McNeill et al. \(2020\)](#) also find that the equilibrium tides, while generally sub-dominant compared to dynamical tides, can induce eccentricity in the system and modify the gravitational waveform. Dynamical tides are also found to lead to significant tidal heating,

which could result in “tidal novae” ([Fuller & Lai 2012](#)) that may affect the binary orbit, or otherwise increase the tidal coupling strength via the dependence of the model we adopt here based on [Campbell \(1984\)](#) on the white dwarf luminosity.

Because of the significant uncertainties in these tidal models that directly attempt to calculate the tidal timescale, the approach we employ in this work should be taken as a first step towards modeling the effects of tides on the observable population properties of interacting DWDs by leaving the synchronization timescale as a free parameter. Development of an improved physical parameterization of the dissipative tidal torque in Eq. 1 could lead to direct constraints on these specific non-linear, dynamical tidal effects rather than the generalized synchronization timescale via hierarchical inference of the LISA interacting DWD population in the future.

Some models of DWD evolution alternatively predict that the initial phase of mass transfer of the non-degenerate outer layer of hydrogen in low-mass donor white dwarfs may lead to classical nova-like outbursts ([D’Antona et al. 2006](#); [Kaplan et al. 2012](#); [Shen et al. 2013](#)). Dynamical friction in the expanding nova shells shrinks the orbit, leading to an increase in the accretion rate. This behavior continues through the subsequent accretion of the degenerate He layers, causing the accretion to become unstable and leading to the eventual merger of the system ([Shen 2015](#)). These models predict that every interacting double white dwarf eventually merges, implying that none of the systems we consider in this work would be stably accreting and observable with LISA. Thus, the detection and characterization of such systems with LISA will help to discriminate between the stable accretion and rapid merger models.

Complementary electromagnetic measurements of the properties of individual AM CVns will also allow us to constrain the processes affecting the orbital evolution of these systems. The three shortest-period known interacting DWD systems (which will all be observable with LISA) all have measurements of their period derivative, obtained via detailed photometric observations and timing of their light-curves. The system ES Ceti is observed to be outspiralng, with $\dot{P} = 3.2 \times 10^{-12}$, consistent with the prediction for a DWD system undergoing disk accretion ([de Miguel et al. 2018](#)), showing that at least some interacting DWDs do indeed avoid merger.

The other two systems, HM Cancri (HM Cnc, also known as RX J0806.3+1527) and V407 Vul (RX J1914.4+2456), however, have positive \dot{f}_{orb} and negative \dot{P} measurements, indicating that they are inspiral-

ing (Israel et al. 2004; Strohmayer 2005, 2004). If these systems are indeed interacting DWDs undergoing direct impact accretion (Marsh & Steeghs 2002; Roelofs et al. 2010), this interpretation is tension with the $\dot{f}_{\text{orb}} > 0$ measurement. This can possibly be explained if they are in the very early stages of mass transfer, when the effect of mass transfer on the angular momentum change is still “turning on” and the evolution is still dominated by gravitational radiation. While the evolution model employed here and in previous works (Verbunt & Rappaport 1988; Marsh et al. 2004; Willems & Kalogera 2005; Gokhale et al. 2007; Kremer et al. 2017) predicts a short turn-on time of ~ 100 yr that would make it very unlikely to observe two such systems during this window, more detailed stellar structure calculations coupled to binary evolution predict that this turn-on time can be several orders of magnitude longer (D’Antona et al. 2006; Deloye et al. 2007; Kaplan et al. 2012), making the AM CVn scenario much more likely for HM Cancri and V407 Vul. Measurements of the acceleration of the orbital frequency of HM Cancri, \ddot{f}_{orb} , indicate that the decrease in the orbital separation is slowing and that the system will turn around and begin outspiraling in ~ 1200 yr (Strohmayer 2021). These systems are already challenging our understanding of DWD evolution.

The recent success of the Zwicky Transient Factory in the discovery of eclipsing DWDs has added significantly

to the number of known short-period binaries detectable with LISA and to the number of known AM CVn systems (Burdge et al. 2020; van Roestel et al. 2021; Keller et al. 2022; van Roestel et al. 2022). Continued monitoring will reveal whether any of these currently known systems are outspiraling, but a similar method can be used in the future to search archival data taken by the Large Synoptic Survey Telescope (LSST, LSST Science Collaboration et al. 2009) for sources that LISA will be the first to detect (Korol et al. 2017, 2019). This would allow for the measurement of the frequency derivative for eclipsing sources with \dot{f}_{GW} outside the limit imposed by the LISA mission duration, expanding the population of DWDs that can be probed in order to learn about the properties of electron-degenerate matter.

The authors thank Kevin Burdge, Katie Breivik, Salvatore Vitale, and Ashley Ruitter for useful discussions. They are also grateful for computational resources provided by the Engaging cluster supported by the Massachusetts Institute of Technology. S. B. is supported by the National Science Foundation Graduate Research Fellowship under grant No. DGE-1122374. K.K. is supported by an NSF Astronomy and Astrophysics Postdoctoral Fellowship under award AST-2001751. E.T. acknowledges support from the Australian Research Council (ARC) Centre of Excellence CE170100004.

APPENDIX

A. EVOLUTION CALCULATION

The angular momentum of a double white dwarf binary changes in time due to three effects: gravitational radiation, tides governing the coupling between the accretor’s spin and the orbit, and mass transfer. The total change in angular momentum can thus be expressed as a sum of these three contributions:

$$\dot{J}_{\text{tot}} = \left(-\frac{32G^3 M_A M_D (M_A + M_D)}{5c^5 a^4} + \sqrt{(1+q)r_h} \frac{\dot{M}_D}{M_D} \right) J_{\text{orb}} + \frac{k M_A R_A^2 \omega}{\tau_s}. \quad (\text{A1})$$

The first term represents the change in angular momentum due to the emission of gravitational radiation, where a is the orbital separation. The second term represents the contribution from mass transfer following the formulation of Verbunt & Rappaport (1988), where the mass ratio q is defined such that $q \equiv M_D/M_A < 1$, and r_h gives the radius at which the transferred material orbits the accretor for the case of direct-impact accretion in units of the orbital separation, a :

$$r_h \approx 0.0883 + 0.04858 \log_{10}(1/q) + 0.11489 \log_{10}^2(1/q) - 0.020475 \log_{10}^3(1/q). \quad (\text{A2})$$

The third term represents a torque due to the coupling between the accretor’s spin and the orbital rotation due to the effect of tides, parameterized in terms of a synchronization timescale, τ_s . We follow Marsh et al. (2004); Kremer et al. (2015) in retaining the scaling for the synchronization time first derived in Campbell (1984):

$$\tau_s = \tau_N \left(\frac{M_A}{M_D} \right)^2 \left(\frac{a}{R_A} \right)^6, \quad (\text{A3})$$

where τ_N is a normalization constant set by the value of the synchronization time at the onset of mass transfer, τ_0 ,

$$\tau_N = \tau_0 \left(\frac{M_{A,0}}{M_{D,0}} \right)^{-2} \left(\frac{a_0}{R_{A,0}} \right)^{-6}. \quad (\text{A4})$$

We take the initial mass values from our gridded COSMIC population and choose the initial value of the separation such that the donor radius is equal to its Roche lobe radius, meeting the condition for mass transfer to begin. We calculate the radius of each white dwarf using Eggleton's zero-temperature mass radius relation (Verbunt & Rappaport 1988):

$$R = 0.0114 R_\odot \left[(M/M_{\text{Ch}})^{-2/3} - (M/M_{\text{Ch}})^{2/3} \right]^{1/2} \left[1 + 3.5(M/M_p)^{-2/3} + (M_p/M) \right]^{-2/3}, \quad (\text{A5})$$

where the Chandrasekhar mass is given by $M_{\text{Ch}} = 1.44 M_\odot$ and $M_p = 5.7 \times 10^{-4} M_\odot$. The Roche lobe radius is given by the approximation of Eggleton (1983), since we assume the DWDs have no eccentricity throughout the portion of their evolution that we model:

$$R_L = r_L a, \quad r_L = \frac{0.49 q^{2/3}}{0.6 q^{2/3} + \ln(1 + q^{1/3})}, \quad (\text{A6})$$

which allows us to set $a_0 = R_{D,0}/r_{L,0}$.

Because the goal of our analysis is to determine the effect of the strength of tides on the population of mass-transferring DWD systems detectable with LISA, we investigate several different choices for τ_0 , presenting our main results with $\tau_0 = 10, 1000$, and 10^{15} years, ranging from strong to weak tides following Gokhale et al. (2007). The contribution of the tidal term to the rate of change of the angular momentum also scales proportionally to the difference between the accretor's spin frequency and the orbital frequency, $\omega = \Omega_A - \Omega_{\text{orb}}$. We assume the donor remains synchronized, and that the initial differential spin is given by

$$\omega_0 = -\tau_0 \dot{\Omega}_{\text{orb},0} = \frac{3\tau_0 \dot{a}}{2} \sqrt{\frac{G(M_{A,0} + M_{D,0})}{a^5}}, \quad (\text{A7})$$

to simulate the effect of tides prior to the onset of mass transfer following Marsh et al. (2004). Finally, the moment of inertia constant, k , is given by

$$k = 0.1939(1.44885 - M_A/M_\odot)^{0.1917}, \quad (\text{A8})$$

as derived in Marsh et al. (2004) for the Chandrasekhar equation of state for zero-temperature degenerate matter (Chandrasekhar 1967).

The orbital angular momentum is given by

$$J_{\text{orb}} = \left(\frac{Ga}{M_A + M_D} \right)^{1/2} M_A M_D, \quad (\text{A9})$$

which allows us to rearrange Eq. A1 in terms of the orbital separation,

$$\dot{a} = 2a \left(-\frac{32G^3 M_A M_D (M_A + M_D)}{5c^5 a^4} - \left[1 - q - \sqrt{(1+q)r_h} \right] \frac{\dot{M}_D}{M_D} + \frac{k M_A R_A^2 \omega}{\tau_s J_{\text{orb}}} \right). \quad (\text{A10})$$

Next, we turn to the evolution of the accretor's spin. The accretor will spin up due to mass transfer and spin down due to the tidal torque. Stronger tides work to keep the accretor synchronized with the orbit. Thus, the rate of change of the accretor spin is given by (Marsh et al. 2004)

$$\dot{\Omega}_A = \dot{\omega} + \dot{\Omega}_{\text{orb}} = \left(\lambda \Omega_A - \frac{G M_A r_h a}{k R_A^2} \right) \frac{\dot{M}_D}{M_A} - \frac{\omega}{\tau_s}, \quad (\text{A11})$$

$$\lambda = 1 + 2\zeta_A + \frac{d \ln k}{d \ln M}, \quad (\text{A12})$$

$$\zeta = \frac{d \ln R}{d \ln M}. \quad (\text{A13})$$

The accretor can be spun up to its breakup limit, $\Omega_k = \sqrt{GM_A/R_A^3}$, when tides are weak and inefficient at resynchronizing the system. In this case, we follow [Marsh et al. \(2004\)](#) in assuming that spin-orbit coupling strengthens once the breakup spin is reached, so that the rate of change of the accretor spin does not exceed the rate of change of the breakup spin, setting

$$\dot{\Omega}_A = \dot{\Omega}_k = -\frac{\Omega_k \dot{M}_D}{2M_A} (1 - 3\zeta_A), \text{ if } \dot{\Omega}_A > \dot{\Omega}_k. \quad (\text{A14})$$

This corresponds to a modification of the tidal term in Eq. [A11](#):

$$\frac{\omega}{\tau_s'} = \left(\lambda \Omega_A - \frac{GM_A r_h a}{k R_A^2} \right) \frac{\dot{M}_D}{M_A} - \dot{\Omega}_k, \quad (\text{A15})$$

which we also propagate to the factor of ω/τ_s in the last term of Eq. [A10](#).

Finally, we discuss the treatment of the accretion rate. We again follow [Marsh et al. \(2004\)](#) and assume an adiabatic accretion rate ([Webbink 1984](#)),

$$\dot{M}_D = \begin{cases} -f(M_A, M_D, a, R_D) \Delta^3, & \Delta > 0 \\ 0, & \Delta \leq 0 \end{cases} \quad (\text{A16})$$

where Δ is the Roche lobe overfill factor, $\Delta = R_D - R_L$. The form of $f(M_A, M_D, a, R_D)$ is given by ([Marsh et al. 2004](#); [Chandrasekhar 1967](#); [Webbink 1977, 1984](#))

$$f(M_A, M_D, a, R_D) = \frac{8\pi^3}{9P} \left(\frac{5Gm_e}{h^2} \right)^{3/2} (\mu_e' m_p)^{5/2} \left(\frac{3\mu M_A}{5r_L R_D} \right)^{3/2} [a_D(a_D - 1)]^{-1/2}, \quad (\text{A17})$$

where P is the orbital period, m_e is the electron mass, h is Planck's constant, $\mu_e' = 2$ is the mean molecular weight, and

$$\mu = \frac{M_D}{M_A + M_D}, \quad a_D = \frac{\mu}{x_{L1}^3} + \frac{1 - \mu}{(1 - x_{L1})^3}, \quad x_{L1} = 0.5 + 0.22 \log_{10} q. \quad (\text{A18})$$

x_{L1} is the distance of the inner Lagrangian point from the center of the donor in units of a , taken from [Sepinsky et al. \(2007\)](#).

As discussed in the main text, our analysis differs from that of [Marsh et al. \(2004\)](#) in the treatment of super-Eddington accretion. We neglect the effect of the asynchronicity of the accretor on the Eddington rate, using the approximation from [Han & Webbink \(1999\)](#) without modification:

$$\dot{M}_{\text{Edd}} = \frac{8\pi c m_p G M_A}{\sigma_T (\phi_{L1} - \phi_A)}, \quad (\text{A19})$$

$$\phi_{L1} = -\frac{GM_D}{x_{L1} a} - \frac{GM_A}{a(1 - x_{L1})} - \frac{G(M_A + M_D)}{2a^3} [a(x_{L1} - \mu/q)]^2 \quad (\text{A20})$$

$$\phi_A = -\frac{GM_D}{a} - \frac{GM_A}{R_A} - \frac{G(M_A + M_D)}{2a^3} \left[\frac{2}{3} R_A^2 + (a - \mu a/q)^2 \right] \quad (\text{A21})$$

where m_p is the proton mass, σ_T is the Thomson cross section, and $\phi_{L1} - \phi_A$ is the difference in the Roche potential at the inner Lagrangian point and the surface of the accretor.

For systems with more extreme mass ratios, which can occur either at birth or via continued mass transfer, the binary separation is large enough that the accreted material will form a disk rather than directly impacting the accretor. This occurs when the stream of accreted material intersects itself at $R_{\min} > R_A$ before reaching the surface of the accretor ([Nelemans et al. 2001a](#)):

$$R_{\min} = a(0.04948 - 0.03815 \log q + 0.04752 \log^2 q - 0.006973 \log^3 q). \quad (\text{A22})$$

In the case of disk accretion, we again follow [Marsh et al. \(2004\)](#) and replace r_h in Eqs. [A1](#), [A10](#), [A11](#) with the separation-normalized radius of the accretor, $r_A = R_A/a$. This is a good approximation for disk accretion, where the accreted material comes from the inner edge of the disk near the surface of the accretor.

B. OSCILLATIONS

For systems near the limit between stable and unstable mass transfer, oscillations can occur in the accretion rate and orbital parameters due to the effect of tides (Marsh et al. 2004; Gokhale et al. 2007; Kremer et al. 2015). When mass transfer starts, the accretion rate increases rapidly, leading to a corresponding rapid decrease in the mass transfer timescale. If the mass transfer timescale is shorter than the tidal synchronization timescale, the accretor can be efficiently spun up. The accretion rate continues to increase until tides begin to redistribute angular momentum back to the orbit, which decreases the mass transfer rate and spins down the accretor, and so on. These oscillations are only expected when tidal effects are taken into account, as the orbital period should increase monotonically in time if only mass transfer and GR are included in Eq. A1. See Gokhale et al. (2007) for a more detailed discussion.

For graphical simplicity, we use the SCIPY (Virtanen et al. 2020) implementation of a Savitzky-Golay filter (Savitzky & Golay 1964) with a window length of 51 samples and a third-order polynomial to smooth the mass transfer and tidal timeseries in Fig. 1 to suppress these oscillations. We only plot the smoothed version to highlight the average behavior of \dot{f}_{MT} and \dot{f}_{tides} and use the original timeseries when calculating \dot{f}_{GW} for our final population in Fig. 3. However, because the oscillations only occur for the first several thousand years after the onset of mass transfer, it is very unlikely that we would catch a binary during this phase of its evolution.

REFERENCES

- Abbott, B. P., Abbott, R., Abbott, T. D., et al. 2019, *Physical Review X*, 9, 011001, doi: [10.1103/PhysRevX.9.011001](https://doi.org/10.1103/PhysRevX.9.011001)
- Amaro-Seoane, P., et al. 2017. <https://arxiv.org/abs/1702.00786>
- Amaro-Seoane, P., Andrews, J., Arca Sedda, M., et al. 2022, arXiv e-prints, arXiv:2203.06016. <https://arxiv.org/abs/2203.06016>
- Barausse, E., Cardoso, V., & Pani, P. 2015, *J. Phys. Conf. Ser.*, 610, 012044, doi: [10.1088/1742-6596/610/1/012044](https://doi.org/10.1088/1742-6596/610/1/012044)
- Barausse, E., Dvorkin, I., Tremmel, M., Volonteri, M., & Bonetti, M. 2020, *Astrophys. J.*, 904, 16, doi: [10.3847/1538-4357/abba7f](https://doi.org/10.3847/1538-4357/abba7f)
- Bonetti, M., Sesana, A., Haardt, F., Barausse, E., & Colpi, M. 2019, *Mon. Not. Roy. Astron. Soc.*, 486, 4044, doi: [10.1093/mnras/stz903](https://doi.org/10.1093/mnras/stz903)
- Breivik, K., Kremer, K., Bueno, M., et al. 2018, *Astrophys. J. Lett.*, 854, L1, doi: [10.3847/2041-8213/aaa23](https://doi.org/10.3847/2041-8213/aaa23)
- Breivik, K., et al. 2020, *Astrophys. J.*, 898, 71, doi: [10.3847/1538-4357/ab9d85](https://doi.org/10.3847/1538-4357/ab9d85)
- Burdge, K. B., et al. 2020, *Astrophys. J.*, 905, 32, doi: [10.3847/1538-4357/abc261](https://doi.org/10.3847/1538-4357/abc261)
- Burkart, J., Quataert, E., & Arras, P. 2014, *Mon. Not. Roy. Astron. Soc.*, 443, 2957, doi: [10.1093/mnras/stu1366](https://doi.org/10.1093/mnras/stu1366)
- Burkart, J., Quataert, E., Arras, P., & Weinberg, N. N. 2013, *Mon. Not. Roy. Astron. Soc.*, 433, 332, doi: [10.1093/mnras/stt726](https://doi.org/10.1093/mnras/stt726)
- Campbell, C. G. 1984, *MNRAS*, 207, 433, doi: [10.1093/mnras/207.3.433](https://doi.org/10.1093/mnras/207.3.433)
- Cardoso, V., & Maselli, A. 2020, *Astron. Astrophys.*, 644, A147, doi: [10.1051/0004-6361/202037654](https://doi.org/10.1051/0004-6361/202037654)
- Carrasco, J. M., Catalán, S., Jordi, C., et al. 2014, *A&A*, 565, A11, doi: [10.1051/0004-6361/201220596](https://doi.org/10.1051/0004-6361/201220596)
- Chandrasekhar, S. 1967, *An introduction to the study of stellar structure*
- Chen, Y., Yu, Q., & Lu, Y. 2020, *Astrophys. J.*, 897, 86, doi: [10.3847/1538-4357/ab9594](https://doi.org/10.3847/1538-4357/ab9594)
- D’Antona, F., Ventura, P., Burderi, L., & Teodorescu, A. 2006, *Astrophys. J.*, 653, 1429, doi: [10.1086/507408](https://doi.org/10.1086/507408)
- Dayal, P., Rossi, E. M., Shiralilou, B., et al. 2019, *Mon. Not. Roy. Astron. Soc.*, 486, 2336, doi: [10.1093/mnras/stz897](https://doi.org/10.1093/mnras/stz897)
- de Miguel, E., Patterson, J., Kemp, J., et al. 2018, *ApJ*, 852, 19, doi: [10.3847/1538-4357/aa9ed6](https://doi.org/10.3847/1538-4357/aa9ed6)
- Deloye, C. J., & Bildsten, L. 2003, *ApJ*, 598, 1217, doi: [10.1086/379063](https://doi.org/10.1086/379063)
- Deloye, C. J., Taam, R. E., Winisdoerffer, C., & Chabrier, G. 2007, *Mon. Not. Roy. Astron. Soc.*, 381, 525, doi: [10.1111/j.1365-2966.2007.12262.x](https://doi.org/10.1111/j.1365-2966.2007.12262.x)
- Dewi, J. D. M., & Tauris, T. M. 2000, *Astron. Astrophys.*, 360, 1043. <https://arxiv.org/abs/astro-ph/0007034>
- Eggleton, P. P. 1983, *Astrophys. J.*, 268, 368, doi: [10.1086/160960](https://doi.org/10.1086/160960)
- Fink, M., Hillebrandt, W., & Roepke, F. K. 2007, *Astron. Astrophys.*, 476, 1133, doi: [10.1051/0004-6361:20078438](https://doi.org/10.1051/0004-6361:20078438)
- Fink, M., Roepke, F. K., Hillebrandt, W., et al. 2010, *Astron. Astrophys.*, 514, A53, doi: [10.1051/0004-6361/200913892](https://doi.org/10.1051/0004-6361/200913892)
- Frank, J., King, A., & Raine, D. 2002, *Accretion Power in Astrophysics*, 3rd edn. (Cambridge University Press), doi: [10.1017/CBO9781139164245](https://doi.org/10.1017/CBO9781139164245)
- Fuller, J., & Lai, D. 2011, *Mon. Not. Roy. Astron. Soc.*, 412, 1331, doi: [10.1111/j.1365-2966.2010.18017.x](https://doi.org/10.1111/j.1365-2966.2010.18017.x)

- . 2012, *Astrophys. J. Lett.*, 756, 17, doi: [10.1088/2041-8205/756/1/L17](https://doi.org/10.1088/2041-8205/756/1/L17)
- . 2013, *Mon. Not. Roy. Astron. Soc.*, 430, 274, doi: [10.1093/mnras/sts606](https://doi.org/10.1093/mnras/sts606)
- . 2014, *Mon. Not. Roy. Astron. Soc.*, 444, 3488, doi: [10.1093/mnras/stu1698](https://doi.org/10.1093/mnras/stu1698)
- Gokhale, V., Peng, X. M., & Frank, J. 2007, *Astrophys. J.*, 655, 1010, doi: [10.1086/510119](https://doi.org/10.1086/510119)
- Goldberg, D., & Mazeh, T. 1994, *A&A*, 282, 801
- Guillochon, J., Dan, M., Ramirez-Ruiz, E., & Rosswog, S. 2010, *Astrophys. J. Lett.*, 709, L64, doi: [10.1088/2041-8205/709/1/L64](https://doi.org/10.1088/2041-8205/709/1/L64)
- Han, Z., & Webbink, R. F. 1999, *A&A*, 349, L17
- Heggie, D. C. 1975, *Mon. Not. Roy. Astron. Soc.*, 173, 729
- Hurley, J. R., Tout, C. A., & Pols, O. R. 2002, *Mon. Not. Roy. Astron. Soc.*, 329, 897, doi: [10.1046/j.1365-8711.2002.05038.x](https://doi.org/10.1046/j.1365-8711.2002.05038.x)
- Iben, I., J., & Tutukov, A. V. 1984, *ApJS*, 54, 335, doi: [10.1086/190932](https://doi.org/10.1086/190932)
- Israel, G., et al. 2004, *Mem. Soc. Astron. Ital. Suppl.*, 5, 148. <https://arxiv.org/abs/astro-ph/0410453>
- Johnson, P. T., Coughlin, M. W., Hamilton, A., et al. 2021. <https://arxiv.org/abs/2112.00145>
- Kalomeni, B., Nelson, L., Rappaport, S., et al. 2016, *Astrophys. J.*, 833, 83, doi: [10.3847/1538-4357/833/1/83](https://doi.org/10.3847/1538-4357/833/1/83)
- Kaplan, D. L., Bildsten, L., & Steinfadt, J. D. R. 2012, *Astrophys. J.*, 758, 64, doi: [10.1088/0004-637X/758/1/64](https://doi.org/10.1088/0004-637X/758/1/64)
- Keller, P. M., Breedt, E., Hodgkin, S., et al. 2022, *MNRAS*, 509, 4171, doi: [10.1093/mnras/stab3293](https://doi.org/10.1093/mnras/stab3293)
- Klein, A., et al. 2016, *Phys. Rev. D*, 93, 024003, doi: [10.1103/PhysRevD.93.024003](https://doi.org/10.1103/PhysRevD.93.024003)
- Korol, V., Rossi, E. M., & Barausse, E. 2019, *Mon. Not. Roy. Astron. Soc.*, 483, 5518, doi: [10.1093/mnras/sty3440](https://doi.org/10.1093/mnras/sty3440)
- Korol, V., Rossi, E. M., Groot, P. J., et al. 2017, *Mon. Not. Roy. Astron. Soc.*, 470, 1894, doi: [10.1093/mnras/stx1285](https://doi.org/10.1093/mnras/stx1285)
- Kremer, K., Breivik, K., Larson, S. L., & Kalogera, V. 2017, *Astrophys. J.*, 846, 95, doi: [10.3847/1538-4357/aa8557](https://doi.org/10.3847/1538-4357/aa8557)
- Kremer, K., Sepinsky, J., & Kalogera, V. 2015, *ApJ*, 806, 76, doi: [10.1088/0004-637X/806/1/76](https://doi.org/10.1088/0004-637X/806/1/76)
- Kromer, M., Sim, S. A., Fink, M., et al. 2010, *Astrophys. J.*, 719, 1067, doi: [10.1088/0004-637X/719/2/1067](https://doi.org/10.1088/0004-637X/719/2/1067)
- Kroupa, P. 2001, *Mon. Not. Roy. Astron. Soc.*, 322, 231, doi: [10.1046/j.1365-8711.2001.04022.x](https://doi.org/10.1046/j.1365-8711.2001.04022.x)
- Lai, J. F. D. 2012, *Mon. Not. Roy. Astron. Soc.*, 421, 426, doi: [10.1111/j.1365-2966.2011.20320.x](https://doi.org/10.1111/j.1365-2966.2011.20320.x)
- Lamberts, A., Blunt, S., Littenberg, T. B., et al. 2019, *Mon. Not. Roy. Astron. Soc.*, 490, 5888, doi: [10.1093/mnras/stz2834](https://doi.org/10.1093/mnras/stz2834)
- Littenberg, T., Cornish, N., Lackeos, K., & Robson, T. 2020, *Phys. Rev. D*, 101, 123021, doi: [10.1103/PhysRevD.101.123021](https://doi.org/10.1103/PhysRevD.101.123021)
- Liu, J., & Zhang, Y. 2016, *Publ. Astron. Soc. Pac.*, 126, 211, doi: [10.1086/675721](https://doi.org/10.1086/675721)
- Liu, W.-M., Jiang, L., & Chen, W.-C. 2021, *Astrophys. J.*, 910, 22, doi: [10.3847/1538-4357/abdfc7](https://doi.org/10.3847/1538-4357/abdfc7)
- LSST Science Collaboration, Abell, P. A., Allison, J., et al. 2009, arXiv e-prints, arXiv:0912.0201. <https://arxiv.org/abs/0912.0201>
- Maoz, D., Mannucci, F., & Nelemans, G. 2014, *Ann. Rev. Astron. Astrophys.*, 52, 107, doi: [10.1146/annurev-astro-082812-141031](https://doi.org/10.1146/annurev-astro-082812-141031)
- Marsh, T. R., Dhillon, V. S., & Duck, S. R. 1995, *MNRAS*, 275, 828, doi: [10.1093/mnras/275.3.828](https://doi.org/10.1093/mnras/275.3.828)
- Marsh, T. R., Nelemans, G., & Steeghs, D. 2004, *Mon. Not. Roy. Astron. Soc.*, 350, 113, doi: [10.1111/j.1365-2966.2004.07564.x](https://doi.org/10.1111/j.1365-2966.2004.07564.x)
- Marsh, T. R., & Steeghs, D. 2002, *Mon. Not. Roy. Astron. Soc.*, 331, L7, doi: [10.1046/j.1365-8711.2002.05346.x](https://doi.org/10.1046/j.1365-8711.2002.05346.x)
- Mazeh, T., Goldberg, D., Duquennoy, A., & Mayor, M. 1992, *ApJ*, 401, 265, doi: [10.1086/172058](https://doi.org/10.1086/172058)
- McMillan, P. J. 2011, *Mon. Not. Roy. Astron. Soc.*, 414, 2446, doi: [10.1111/j.1365-2966.2011.18564.x](https://doi.org/10.1111/j.1365-2966.2011.18564.x)
- McNeill, L. O., Mardling, R. A., & Müller, B. 2020, *Mon. Not. Roy. Astron. Soc.*, 491, 3000, doi: [10.1093/mnras/stz3215](https://doi.org/10.1093/mnras/stz3215)
- Miyaji, S., Nomoto, K., Yokoi, K., & Sugimoto, D. 1980, *PASJ*, 32, 303
- Nather, R. E., Robinson, E. L., & Stover, R. J. 1981, *ApJ*, 244, 269, doi: [10.1086/158704](https://doi.org/10.1086/158704)
- Nelemans, G., Portegies Zwart, S. F., Verbunt, F., & Yungelson, L. R. 2001a, *Astron. Astrophys.*, 368, 939, doi: [10.1051/0004-6361:20010049](https://doi.org/10.1051/0004-6361:20010049)
- Nelemans, G., Yungelson, L. R., & Portegies Zwart, S. F. 2001b, *Astron. Astrophys.*, 375, 890, doi: [10.1051/0004-6361:20010683](https://doi.org/10.1051/0004-6361:20010683)
- . 2004, *Mon. Not. Roy. Astron. Soc.*, 349, 181, doi: [10.1111/j.1365-2966.2004.07479.x](https://doi.org/10.1111/j.1365-2966.2004.07479.x)
- Nelemans, G., Yungelson, L. R., Portegies Zwart, S. F., & Verbunt, F. 2001c, *Astron. Astrophys.*, 365, 491, doi: [10.1051/0004-6361:20000147](https://doi.org/10.1051/0004-6361:20000147)
- Nissanke, S., Vallisneri, M., Nelemans, G., & Prince, T. A. 2012, *Astrophys. J.*, 758, 131, doi: [10.1088/0004-637X/758/2/131](https://doi.org/10.1088/0004-637X/758/2/131)
- Nomoto, K., & Iben, I., J. 1985, *ApJ*, 297, 531, doi: [10.1086/163547](https://doi.org/10.1086/163547)
- Pringle, J. E., & Webbink, R. F. 1975, *MNRAS*, 172, 493, doi: [10.1093/mnras/172.3.493](https://doi.org/10.1093/mnras/172.3.493)

- Ramsay, G., Green, M. J., Marsh, T. R., et al. 2018, *A&A*, 620, A141, doi: [10.1051/0004-6361/201834261](https://doi.org/10.1051/0004-6361/201834261)
- Robson, T., Cornish, N. J., & Liu, C. 2019, *Class. Quant. Grav.*, 36, 105011, doi: [10.1088/1361-6382/ab1101](https://doi.org/10.1088/1361-6382/ab1101)
- Roelofs, G. H. A., Rau, A., Marsh, T. R., et al. 2010, *Astrophys. J. Lett.*, 711, L138, doi: [10.1088/2041-8205/711/2/L138](https://doi.org/10.1088/2041-8205/711/2/L138)
- Ruiter, A. J., Belczynski, K., Benacquista, M., Larson, S. L., & Williams, G. 2010, *Astrophys. J.*, 717, 1006, doi: [10.1088/0004-637X/717/2/1006](https://doi.org/10.1088/0004-637X/717/2/1006)
- Savitzky, A., & Golay, M. J. E. 1964, *Analytical Chemistry*, 36, 1627
- Schwab, J., Quataert, E., & Bildsten, L. 2015, *Mon. Not. Roy. Astron. Soc.*, 453, 1910, doi: [10.1093/mnras/stv1804](https://doi.org/10.1093/mnras/stv1804)
- Schwab, J., Quataert, E., & Kasen, D. 2016, *MNRAS*, 463, 3461, doi: [10.1093/mnras/stw2249](https://doi.org/10.1093/mnras/stw2249)
- Sepinsky, J. F., & Kalogera, V. 2014, *Astrophys. J.*, 785, 157, doi: [10.1088/0004-637X/785/2/157](https://doi.org/10.1088/0004-637X/785/2/157)
- Sepinsky, J. F., Willems, B., Kalogera, V., & Rasio, F. A. 2007, *Astrophys. J.*, 667, 1170, doi: [10.1086/520911](https://doi.org/10.1086/520911)
- Seto, N. 2002, *Mon. Not. Roy. Astron. Soc.*, 333, 469, doi: [10.1046/j.1365-8711.2002.05432.x](https://doi.org/10.1046/j.1365-8711.2002.05432.x)
- . 2022, *Phys. Rev. Lett.*, 128, 041101, doi: [10.1103/PhysRevLett.128.041101](https://doi.org/10.1103/PhysRevLett.128.041101)
- Shen, K. J. 2015, *ApJL*, 805, L6, doi: [10.1088/2041-8205/805/1/L6](https://doi.org/10.1088/2041-8205/805/1/L6)
- Shen, K. J., Guillochon, J., & Foley, R. J. 2013, *ApJL*, 770, L35, doi: [10.1088/2041-8205/770/2/L35](https://doi.org/10.1088/2041-8205/770/2/L35)
- Shen, K. J., Kasen, D., Miles, B. J., & Townsley, D. M. 2018, *Astrophys. J.*, 854, 52, doi: [10.3847/1538-4357/aaa8de](https://doi.org/10.3847/1538-4357/aaa8de)
- Soberman, G. E., Phinney, E. S., & Heuvel, E. P. J. v. d. 1997, *Astron. Astrophys.*, 327, 620, <https://arxiv.org/abs/astro-ph/9703016>
- Solheim, J. E. 2010, *PASP*, 122, 1133, doi: [10.1086/656680](https://doi.org/10.1086/656680)
- Strohmayer, T. E. 2004, *Astrophys. J.*, 610, 416, doi: [10.1086/421384](https://doi.org/10.1086/421384)
- . 2005, *Astrophys. J.*, 627, 920, doi: [10.1086/430439](https://doi.org/10.1086/430439)
- . 2021, *Astrophys. J. Lett.*, 912, L8, doi: [10.3847/2041-8213/abf3cc](https://doi.org/10.3847/2041-8213/abf3cc)
- Takahashi, R., & Seto, N. 2002, *Astrophys. J.*, 575, 1030, doi: [10.1086/341483](https://doi.org/10.1086/341483)
- Tutukov, A. V., & Yungelson, L. R. 2002, *Astronomy Reports*, 46, 667, doi: [10.1134/1.1502227](https://doi.org/10.1134/1.1502227)
- Valiante, R., Colpi, M., Schneider, R., et al. 2020, *Mon. Not. Roy. Astron. Soc.*, 500, 4095, doi: [10.1093/mnras/staa3395](https://doi.org/10.1093/mnras/staa3395)
- van Roestel, J., Creter, L., Kupfer, T., et al. 2021, *AJ*, 162, 113, doi: [10.3847/1538-3881/ac0622](https://doi.org/10.3847/1538-3881/ac0622)
- van Roestel, J., et al. 2022, *Mon. Not. Roy. Astron. Soc.*, 512, 5440, doi: [10.1093/mnras/stab2421](https://doi.org/10.1093/mnras/stab2421)
- van Roestel, J., Kupfer, T., Green, M. J., et al. 2022, *MNRAS*, 512, 5440, doi: [10.1093/mnras/stab2421](https://doi.org/10.1093/mnras/stab2421)
- Verbunt, F., & Rappaport, S. 1988, *ApJ*, 332, 193, doi: [10.1086/166645](https://doi.org/10.1086/166645)
- Virtanen, P., Gommers, R., Oliphant, T. E., et al. 2020, *Nature Methods*, 17, 261, doi: [10.1038/s41592-019-0686-2](https://doi.org/10.1038/s41592-019-0686-2)
- Wagg, T., Breivik, K., & de Mink, S. E. 2021, <https://arxiv.org/abs/2111.08717>
- Webbink, R. F. 1977, *ApJ*, 211, 486, doi: [10.1086/154956](https://doi.org/10.1086/154956)
- . 1984, *ApJ*, 277, 355, doi: [10.1086/161701](https://doi.org/10.1086/161701)
- Willems, B., Deloye, C. J., & Kalogera, V. 2010, *Astrophys. J.*, 713, 239, doi: [10.1088/0004-637X/713/1/239](https://doi.org/10.1088/0004-637X/713/1/239)
- Willems, B., & Kalogera, V. 2005, *arXiv e-prints*, astro, <https://arxiv.org/abs/astro-ph/0508218>
- Woosley, S. E., & Weaver, T. A. 1986, *ARA&A*, 24, 205, doi: [10.1146/annurev.aa.24.090186.001225](https://doi.org/10.1146/annurev.aa.24.090186.001225)
- Yu, H., Weinberg, N. N., & Fuller, J. 2020, *Mon. Not. Roy. Astron. Soc.*, 496, 5482, doi: [10.1093/mnras/staa1858](https://doi.org/10.1093/mnras/staa1858)
- Yu, S., & Jeffery, C. S. 2010, *Astron. Astrophys.*, 521, A85, doi: [10.1051/0004-6361/201014827](https://doi.org/10.1051/0004-6361/201014827)