

FuSeBMC v4: Improving code coverage with smart seeds via BMC, fuzzing and static analysis

KALED M. ALSHMRANY, The University of Manchester, UK and Institute of Public Administration, Saudi Arabia

MOHANNAD ALDUGHAIM, The University of Manchester, UK and King Saud University, Saudi Arabia

AHMED BHAYAT, The University of Manchester, UK

FEDOR SHMAROV, The University of Manchester, UK

FATIMAH ALJAAFARI, The University of Manchester, UK and King Faisal University, Saudi Arabia

LUCAS C. CORDEIRO, The University of Manchester, UK

Bounded model checking (BMC) and fuzzing techniques are among the most effective methods for detecting errors and security vulnerabilities in software. However, there are still shortcomings in detecting these errors due to the inability of extant methods to cover large areas in target code. We propose *FuSeBMC v4*, a test generator that synthesizes seeds with useful properties, that we refer to as *smart seeds*, to improve the performance of its hybrid fuzzer thereby achieving high C program coverage. *FuSeBMC* works by first analyzing and incrementally injecting goal labels into the given C program to guide BMC and Evolutionary Fuzzing engines. It ranks these goal labels according to a user-defined strategy. After that, the engines are employed for an initial period to produce the so-called smart seeds. Finally, the engines are run again, with these smart seeds as starting seeds, in an attempt to achieve maximum code coverage / find bugs. During both seed generation and normal running, coordination between the engines is aided by the *Tracer* subsystem. This subsystem carries out additional coverage analysis and updates a shared memory with information on goals covered so far. Furthermore, the *Tracer* evaluates test cases dynamically to convert cases into seeds for subsequent test fuzzing. Thus, the BMC engine can provide the seed that allows the fuzzing engine to bypass complex mathematical guards (e.g., input validation). As a result, we received three awards for participation in the fourth international competition in software testing (Test-Comp 2022), outperforming all state-of-the-art tools in every category, including the coverage category.

CCS Concepts: • **Computer systems organization** → **Embedded systems**; *Redundancy*; Robotics; • **Networks** → Network reliability.

Additional Key Words and Phrases: Code Coverage; Coverage Branches; Automated Test Generation; Bounded Model Checking; Fuzzing; Security.

ACM Reference Format:

Kaled M. Alshmrany, Mohannad Aldughaim, Ahmed Bhayat, Fedor Shmarov, Fatimah Aljaafari, and Lucas C. Cordeiro. 2018. *FuSeBMC v4: Improving code coverage with smart seeds via BMC, fuzzing and static analysis*. *Proc. ACM Meas. Anal. Comput. Syst.* 37, 4, Article 111 (August 2018), 24 pages. <https://doi.org/XXXXXXXX.XXXXXXX>

Authors' addresses: Kaled M. Alshmrany, kaled.alshmrany@postgrad.manchester.ac.uk, The University of Manchester, Manchester, UK; Institute of Public Administration, Jeddah, Saudi Arabia; Mohannad Aldughaim, The University of Manchester, Manchester, UK; King Saud University, Riyadh, Saudi Arabia; Ahmed Bhayat, The University of Manchester, Manchester, UK; Fedor Shmarov, The University of Manchester, Manchester, UK; Fatimah Aljaafari, The University of Manchester, Manchester, UK; King Faisal University, Al Hassa, Saudi Arabia; Lucas C. Cordeiro, The University of Manchester, Manchester, UK.

Permission to make digital or hard copies of all or part of this work for personal or classroom use is granted without fee provided that copies are not made or distributed for profit or commercial advantage and that copies bear this notice and the full citation on the first page. Copyrights for components of this work owned by others than ACM must be honored. Abstracting with credit is permitted. To copy otherwise, or republish, to post on servers or to redistribute to lists, requires prior specific permission and/or a fee. Request permissions from permissions@acm.org.

© 2018 Association for Computing Machinery.

2476-1249/2018/8-ART111 \$15.00

<https://doi.org/XXXXXXXX.XXXXXXX>

1 INTRODUCTION

Fuzzing is one of the essential techniques for discovering software bugs and is used by major corporations such as Microsoft [41], and Google [29]. Fuzzers work by constructing inputs known as *seeds* and then running the program under test (PUT) on these seeds. The goal is to discover a bug by causing the PUT to crash. A secondary but essential goal is to cover as many program branches as possible since a bug occurring on a branch cannot be discovered if the branch is not explored. Broadly, fuzzers can be categorized in three ways. Firstly, blackbox fuzzers do not analyze the target program when generating seeds. Secondly, whitebox fuzzers extensively analyze the target programs to guide the seed generation to explore particular branches. Lastly, greybox fuzzing uses limited program analysis and feedback from the program under test to guide the input generation. There are also hybrid fuzzers that combine techniques.

The main disadvantage of blackbox fuzzers is that due to the random manner in which they generate inputs, they are often unable to explore program paths with complex guards. Whitebox fuzzers, on the other hand, are very good at using program information to circumvent guards but are often slow and resource-intensive to run. Greybox fuzzing techniques such as the American Fuzzing Loop [2] appear to offer a sweet spot in terms of effort per input. However, they still have some fundamental weaknesses; the most important is that the straightforward way they generate seeds can lead to the fuzzer becoming stuck in one part of the code and not exploring other branches. Hybrid fuzzing attempts to circumvent this issue with more significant program-specific analysis. One common technique is *concolic fuzzing*, which involves using a theorem prover to solve path constraints and thereby helps the fuzzer to explore deeper into the program [8, 58, 72].

This paper presents *FuSeBMC*, a state-of-the-art hybrid fuzzer that incorporates various innovative features and techniques. This journal paper is based on several published conference papers [4–6]. In practice, we concentrated on the enhancements made to *FuSeBMC* between 2021 (when our TAP paper [4] was published) and 2022. We discussed these enhancements briefly in our FASE '22 paper [5], but were unable to provide all of the details due to the limited number of pages allowed. In this journal paper, we are able to expand on these enhancements, such as the use of the Tracer subsystem, shared memory, and the method of analyzing and ranking goals. In addition, we demonstrate the advancement achieved by carrying out a more thorough experimental evaluation. To summarise, we extend those papers by (i) discussing *FuSeBMC* in greater detail (Section 3) (ii) providing more examples, and (iii) providing a thorough and up-to-date experimental evaluation of the tool (Section 4).

One of the primary features of *FuSeBMC* is the linking of a greybox fuzzer with a *bounded model checker*. A bounded model checker works by treating a program as a state transition system and then checking whether there exists a path in this system of length less than some bound k that violates the property to be verified [18, 32]. In this work, we use ESBMC, an efficient bounded model checker for C++ and C with support for checking many safety properties fully automatically [32]. ESBMC works by translating the property to check and the bounded transition system into quantifier-free first-order logic. SMT-solvers are then run to find a model for $\neg P$ (the negated property) and C (the translated transition system). Finally, if a model is found, a counterexample is extracted representing the set of assignments required to violate the property.

Bounded model checkers such as ESBMC are now mature software, used industrially [38] and capable of finding bugs in production software. We leverage this power of model checkers as a method for seed generation. During greybox fuzzing, if a particular branch has not been explored, ESBMC can be used to provide a model (set of assignments to input variables) that will reach the branch. This model is then used as a seed for further greybox fuzzing. We evaluate seeds based on two criteria—the depth of the seed’s deepest goal and the number of goals covered specifically by the seed. Smart seeds are those that score high on these metrics. The technique is implemented in *FuSeBMC* [6], and it is available for download from GitHub¹.

¹<https://github.com/kaled-alshmrany/FuSeBMC>

An important *FuSeBMC* subsystem discussed in this paper is the *Tracer* which coordinates the bounded model checker and the various fuzzing engines. The *Tracer* monitors the test cases produced by the fuzzers. It selects those with the highest impact (as measured by a couple of metrics discussed in Section 3) to act as seeds for future rounds of fuzzing. Further, as discussed above, ESBMC produces test cases to cover particular branches. However, a test case it produces may also cover branches other than the one targeted. In order to ascertain precisely which branches a test case covers and thereby prevent ESBMC from running multiple times unnecessarily, the *Tracer* takes a test case produced by ESBMC and runs the PUT on it, recording all goals covered.

Bounded model checking can be slow and resource-intensive. To mitigate against this, *FuSeBMC* does not make use of an off-the-shelf fuzzer for its grey box fuzzing, but instead uses a modified version of the popular American Fuzzy Lop tool. One of the features of this modified fuzzer is its ability to carry out lightweight static analysis of a program to recognize input verification. It analyzes the code for conditions on the input variables and ensures that seeds are only selected if they pass these conditions. This reduces the dependence on the computationally expensive bounded model checker for finding quality seeds. Another interesting feature of the modified fuzzer is that it analyses the PUT and heuristically identifies potentially infinite loops. It then bounds these loops in an attempt to speed up fuzzing. These bounds are incremented during the multiple fuzzing rounds.

Together, these features turn *FuSeBMC* into a leading fuzzer. In the 2022 edition of the Test-Comp software testing competition, *FuSeBMC* achieved first place in both the main categories, *Cover-Error* and *Cover-Branches*. In the *Cover-Branches* category, it achieved first place in 9 out of the 16 subcategories that it participated in. In the *Cover-Error* category, it achieved first place, or joint first place, in 8 out of the 14 subcategories that it participated in.

Contributions. This journal paper explains the latest developments to the *FuSeBMC* fuzzer. The work presented here is a substantial extension of our previous published conference papers [4–6]. *FuSeBMC*'s main new features can be summarised as follows:

- The use of lightweight static analysis to recognize some forms of input validation on variables, thereby enabling fuzzing to produce more effective seeds and speed up the fuzzing process.
- The prioritization of deeper goals with regards to finding test cases as this can result in providing higher code coverage and generating fewer test cases.
- The setting of a loop unwinding depth during seed generation and fuzzing. As loop unwinding leads to exponential path explosion, we restrict the unwinding depth of each loop to a small number, depending on an approximate estimate of the number of program paths.

We also extend our previous papers by:

- Explaining the working of the *FuSeBMC* tool in greater depth and clarity than previously.
- Providing a detailed analysis of our participation in the international competition on software testing (Test-Comp 2022), where our tool *FuSeBMC* was able to achieve three significant awards. *FuSeBMC* earned first place in all the categories by the improvements described in this manuscript. We also provide a thorough comparison between version 4 of the tool and the previous iteration, version 3, thereby demonstrating the effectiveness of our extensions.

2 PRELIMINARIES

This section briefly introduces various fuzzing techniques, including general grey box fuzzing, white box fuzzing, and hybrid fuzzing. In addition, it explains the various code coverage metrics in a simplified manner. Lastly, it introduces the technique of bounded model checking and its application to automated test generation.

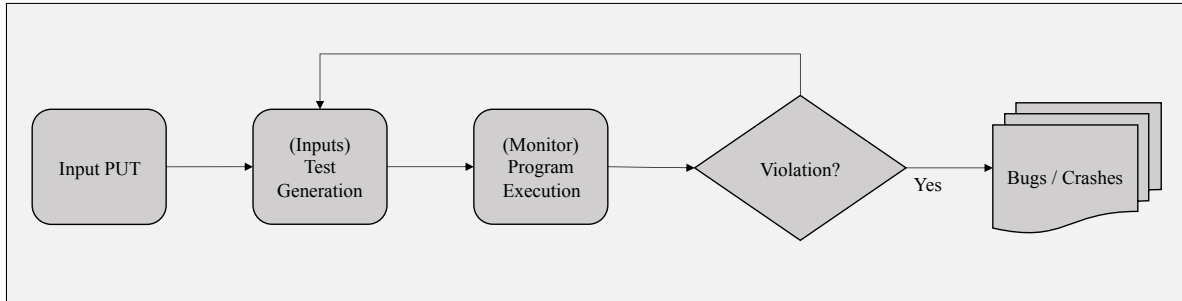


Fig. 1. Traditional fuzzing workflow. The fuzzing process consists of repetitive generation of inputs for the PUT, executing the PUT with these inputs and reporting any crashes as they occur.

2.1 Fuzzing

Fuzzing is one of the most effective software testing techniques for finding security vulnerabilities in software systems. It automatically generates inputs, i.e., test cases, passes them to a target program, and checks for abnormal behavior or code coverage. The generated input should be well-formed and accepted by the software system to be considered a valid test case. The inputs' structure can be, for example, very long or completely blank strings, min/max values of integers (or only zero and negative values), unique values, or characters likely to trigger bugs.

Figure 1 illustrates the traditional fuzzing approach [55]. It comprises two main phases: 1) input/test generation, and 2) program execution and monitoring. Generally, fuzzing starts with the target program and initial inputs, which can be any file format (e.g., images, text, videos, etc.), network communication data, and executable binaries. Generating malformed inputs is the main challenge for fuzzers. So, commonly, two kinds of generators are employed in state-of-the-art fuzzers, generation-based, which generates the inputs from scratch, or mutation-based, which modifies existing inputs. Inputs are fed to target programs after being generated in the previous step. Then, the execution state is monitored by the fuzzer during the execution of the PUT to detect crashes or abnormal behaviors. When the fuzzer detects a violation, it stores the related test cases for later usage and analysis. Then, the analyzer will attempt to determine the location and the root cause of the detected violation in the analysis step. Also, in this step, depending on the PUT source code availability, it can collect information about the data flow and program control flow and use it to enhance the input generation at the next input generation step.

As the primary goal of fuzzing is to find more crashes with applicable inputs, the most intuitive performance metric is the rate of crashes per time. However, crashes rarely occur, so many existing fuzzers are designed to maximize code coverage. They perform additional light-weight instrumentation to the PUT source code to enable coverage monitoring. By maximizing the code coverage, the fuzzer will test more paths in the program, which increases the likelihood of causing crashes [49]. Many undiscovered crashes occur in deep code paths, in parts of codes that are not executed frequently. Therefore, one of the critical roles of fuzzing is finding inputs that increase the code coverage. The above briefly outlines the principles of coverage guided *grey-box fuzzing*.

White-box fuzzing aims to aid the fuzzing process by extracting some additional information about the PUT structure. It combines fuzz testing with symbolic execution [42]. A white-box fuzzer symbolically executes the PUT with initial concrete inputs tracking every conditional statement, producing constraints over those inputs. The collected constraints capture how the program uses its inputs. The fuzzer then systematically negates each constraint and solves them using a constraint solver, creating new inputs which exercise different program paths

[39]. For example, for a symbolic variable, i with initial test case $i = 0$, followed by branch condition “if $i = 10$ then”, would generate $i \neq 10$ constraint as a result of the execution. A constraint solver can solve this formula and obtain a concrete value that would satisfy this new path by negating this constraint. This process can be repeated for the newly created inputs and can be used to maximize code coverage.

2.2 Code Coverage

One of the challenges in software testing is assigning a quality measure to test cases such that higher-quality test cases detect more bugs than low-quality test cases [47]. These quality measures are called *test adequacy criteria*, and *code coverage* is the commonly used test adequacy criterion. Generally, code coverage is a measure of identifying the parts of PUT that execute when running the program and the degree to which a test case covers the PUT. Choosing an appropriate coverage criterion is paramount to successful test generation [9, 45]. One of the research directions in this area involves moving from utilizing standard coverage criteria towards designing generic specification languages (e.g., Hyperlabel Test Objectives Language [57]) with higher expressive power for defining test objectives. However, one of the main challenges in applying such techniques is their unavailability in the majority of off-the-shelf automated test generation tools.

Some of the most popular coverage criteria supported by most test generators include *statement coverage*, *branch coverage*, and *function coverage*. Statement coverage determines how many program statements have been executed at least once. Branch coverage tracks how many conditional program branches (*if* statements, *switch* statements, loop statements) have been visited. Function coverage measures how many functions (out of the total number of functions in the PUT) have been invoked at least once during the program execution. In the context of this work, we define our own coverage criterion that is based on the combination of these three.

2.3 Bounded Model Checking

Model checking [31] is a general verification technique that aims to determine whether a mathematical abstraction (in the form of a finite state transition system) of the underlying system satisfies the given specification (a set of properties formalized using temporal logic). A model checking algorithm explores all reachable states of the system and checks whether the given properties hold in every state. If one of the properties fails, a counter-example – a sequence of system states leading to the failure – is produced.

Bounded model checking [18] solves a similar problem but for the bounded executions of the system to be verified. In other words, given a positive k , a bounded model checking algorithm tries finding a counter-example of maximum length k . In practice, if no such counter-examples can be found, the value of k can be increased until one of the given properties is violated or the verification problem becomes intractable.

In software verification [30, 32] bounded model checking is typically accompanied by a symbolic execution of the given program up to the user-defined positive bound k . The obtained bounded symbolic traces are then automatically translated into a first-order logic formula C . It is used together with a formula P representing a property that needs to be checked in the verified program to formulate a satisfiability problem $C \wedge \neg P$. A counterexample to P has been discovered if this formula is satisfiable. Otherwise, it can be concluded that P holds in the given program up to the given context-bound k . In general, such satisfiability problems are solved by SAT/SMT solvers [33, 35, 60]. Many verification tools employing bounded model checking [37, 50] are capable of verifying functional correctness (i.e., program assertions) and code reachability, as well as automatically checking some implicit properties such as the absence of buffer overflows, dangling pointers, deadlocks, and data races. The exact set of such properties varies depending on the chosen verification tool.

In the context of automated test generation for software, bounded model checking is used for obtaining a sequence of concrete input values (as well as a concrete thread schedule for multi-threaded programs) that allow

reaching a predefined location (program statement) within the program. The choice of such program locations is determined by the desired testing objectives.

2.4 Hybrid Fuzzing Techniques

In recent years, hybrid fuzzing techniques have been widely researched and discussed in the software security field [3, 5, 72]. Since fuzz testing alone fails to explore the complete program state space, it is often combined with a complementary verification technique such as bounded model checking or *concolic execution*. Concolic execution is a combination technique of symbolic execution and concrete execution. It uses a concrete set of inputs to execute a path within the program and applies symbolic execution to collect all branching conditions along the obtained concrete trace. Then it negates the last path condition that has not been negated yet and applies an automated satisfiability solver (e.g., SMT or SAT) to derive the next sequence of inputs satisfying the new path condition. This process continues until all reachable paths within the PUT have been explored.

The main motivation behind combining such complementary techniques is to leverage the strengths of concolic execution and bounded model checking in generating inputs satisfying complex branch conditions, which are challenging to derive for mutation-based fuzzing. At the same time, fuzzing can quickly explore deep paths with simple checks that can offset the large resources consumption of concolic execution and bounded model checking.

3 FUSEBMC V4 FRAMEWORK

FuSeBMC combines dynamic and static verification techniques for improving code coverage and bug discovery. It utilizes the Clang compiler [1] front-end to perform various code transformations, ESBMC (Efficient SMT-based Bounded Model Checking) [36, 37] as a BMC and symbolic execution engine, and a modified version of the American Fuzzy Lop (AFL) tool [2, 19] as well as a custom selective fuzzer [4] as fuzzing engines.

FuSeBMC takes a C program as input and produces a set of test cases, maximizing code coverage while also checking for various bugs. Users can choose to check for several types of bugs that are supported by ESBMC (such as array bounds violations, divisions by zero, pointers safety, arithmetic overflows, memory leaks, and other user-defined properties). Figure 2 illustrates the *FuSeBMC* architecture and its workflow, and Algorithm 1 presents the main stages of the *FuSeBMC* execution.

3.1 Overview

FuSeBMC begins by injecting goal labels into the given C program (based on the code coverage criteria that we introduce in Section 3.2.1) and ranking them according to one of the strategies described in Section 3.2.2 (i.e., depending on the goal's origin or depth in the PUT). From then on, *FuSeBMC*'s workflow can be divided into two main stages: *seed generation* (the preliminary stage) and *test generation* (the full coverage analysis stage). During *seed generation*, *FuSeBMC* applies the fuzzers and BMC to the instrumented code once for a short time to produce seeds that are used by the fuzzers at the *test generation* stage and test cases that may provide coverage of some "shallow" goals. The intuition behind this divide is to quickly generate some meaningful seeds for the fuzzer that could increase the chances of exploring the PUT past the entry point, which often contains restrictive input validators that are hard to negotiate for the fuzzers. During *test generation*, the above engines are applied with a longer timeout while accompanied by another analysis engine called *Tracer*. It helps the execution of the fuzzers and the bounded model checker by recording which goal labels in the PUT have been covered by the test cases produced by these engines. This is done to prevent the computationally expensive BMC engine from trying to reach an already covered goal. *FuSeBMC* continues with the *test generation* stage until all goals are covered or a timeout is reached.

In Figure 3 we introduce a short C program which we use as a running example to demonstrate the main code transformations throughout this section. The presented program accepts coefficients of a quadratic polynomial

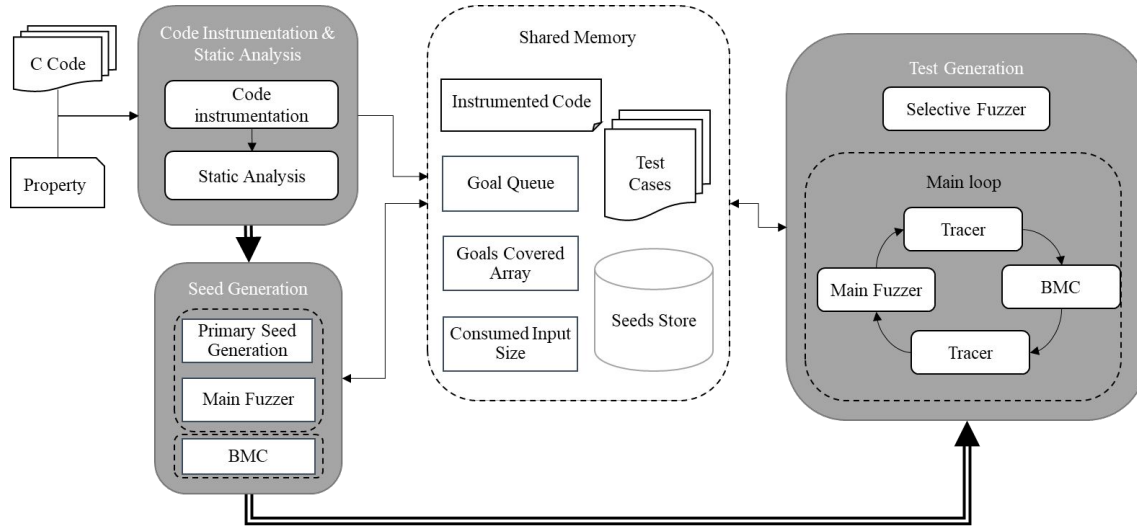


Fig. 2. The Framework of *FuSeBMC* v4. This figure illustrates the main components of *FuSeBMC*. Our tool starts by instrumenting and analyzing the source code, then performs coverage analysis in two stages: seed generation and test generation.

and an integer candidate solution in the range $[1,100]$ as input from the user. It terminates successfully if the provided candidate solves the equation. However, the program returns an error if the given equation does not have real solutions or the input candidate value is outside the $[1,100]$ range.

3.2 Code Instrumentation & Static Analysis

At this stage, *FuSeBMC* instruments the PUT and performs multiple static analyses. It takes the PUT (i.e., a C program) and a property file as inputs and produces three files: the instrumented program, *Goal Queue*, and *Consumed Input Size*.

3.2.1 Code Instrumentation. *FuSeBMC* uses Clang tooling infrastructure [1] at its front-end to parse the input C program and traverse the resulting Abstract Syntax Tree (AST), recursively injecting goal labels into the PUT. This process is guided by the *FuSeBMC* code coverage criteria. Namely, *FuSeBMC* inserts labels inside conditional statements, loops, and functions as follows.

- For conditional statements: the label is inserted at the beginning of the block whether the statement is an if, else, or an instrumented empty else.
- For loops: the label is placed at the beginning of the loop body and right after exiting the loop.
- For functions: labels are injected at the beginning and at the end of the function body.

Furthermore, *FuSeBMC* adds declarations for several standard C library functions, such as “*printf*”, “*strcpy*”, “*memset*” and other C language functions, to ensure that we cover the majority of the functions that we may encounter in large programs while also maintaining the proper operation of our approach. The resulting *instrumented code* is functionally equivalent to the original C program. Figure 3b demonstrates an example of the described code instrumentation for the program in Figure 3a.

Algorithm 1: *FuSeBMC* algorithm

```

1:  $P := get\_input\_PUT()$ 
   // Code Instrumentation & Analysis
2:  $P' := inject\_goal\_labels(P)$ 
3:  $G := get\_list\_of\_sorted\_goals(P')$ ;
   // Seed Generation
4:  $T := \emptyset; B := \emptyset;$  // initializing queues for test cases and bug reports
5:  $\{S, G_{cov}, T\} := generate\_seeds(P')$ ; // see Algorithm 2
6:  $G.remove\_goals(G_{cov});$ 
   // Test Generation
7: while  $G \neq \emptyset$  or timeout do // Start of main loop
8:    $g := G.pop();$ 
9:    $\{output, G_{cov}\} := run\_fuzzer(P', g, S, fuzz\_timeout);$ 
10:  if  $G_{cov} \neq \emptyset$  then
11:     $\{T, G, S\} := run\_tracer(P', output, T, G, G_{cov}, S);$  // see Algorithm 3
12:  end if
   // current goal has been covered, so skip to the next iteration
13:  if  $g \in G_{cov}$  then
14:    continue;
15:  end if
   // BMC's output can be a reachability witness or a bug trace
16:   $\{output, res\} := run\_bmc(P', g, bmc\_timeout);$ 
17:  if  $res = success$  then
18:     $\{T, G, S\} := run\_tracer(P', output, T, G, \emptyset, S);$  // see Algorithm 3
19:  else
20:    if  $output \neq \emptyset$  then
21:       $B := B \cup generate\_bug\_report(P', output);$ 
22:    else
23:       $\{T, G, S\} := run\_tracer(P', output, T, G, \emptyset, S);$  // see Algorithm 3
24:    end if
25:  end if
26: end while; // End of main loop
27: if  $G \neq \emptyset$  then
28:    $\{testcases, G_{cov}\} := run\_selective\_fuzzer(P')$ 
29:    $T := T \cup testcases$ 
30: end if
31: return  $\{T, B, G\};$ 

```

3.2.2 Static Analysis. Apart from the required code instrumentation, Clang produces compilation error and warning messages and utilizes its static analyzer to simplify the input program (e.g., calculating the sizes of expressions, evaluating static asserts, and performing constants propagation) [51].

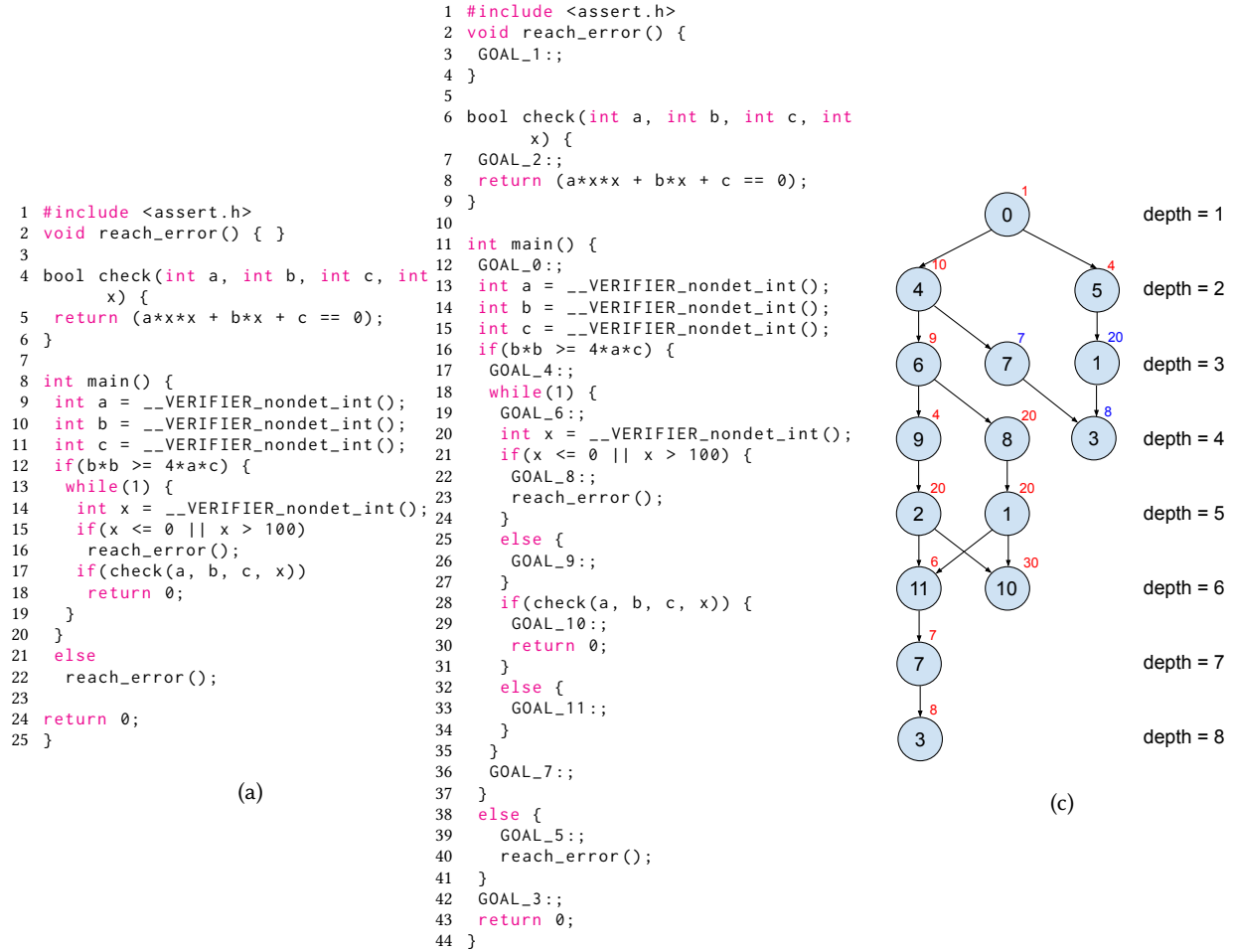


Fig. 3. An example of a) a C program, b) the corresponding instrumented code, and c) the resulting goals tree, their depth in the code, and resulting rank values.

Furthermore, the Clang static code analyzer produces the *Consumed Input Size*, which represents the minimum number of bytes required for fuzzing. This information plays an important role in enhancing the fuzzing process (see Section 3.4.1).

Another function of static analysis is to identify the ranges of the input variables. This is performed by collecting branch conditions that match a pattern $(x \circ val)$, where x is the name of the variable, val is a numeric value, and $\circ \in \{>, \geq, <, \leq, =, \neq\}$. This information is used by both fuzzers for generating inputs only from the identified ranges.

Finally, *FuSeBMC* analyzes the instrumented code and ranks the injected goal labels. Each goal label is attributed with its origin information (i.e., if statement, while loop, end of function) and its depth in the instrumented

program. Then *FuSeBMC* sorts all goals using one of the two strategies (line 3 of Algorithm 1): (1) based on their depth (i.e., depth-first search), or (2) based on their *rank* scores calculated as a product of a goal's depth and its *power* score - a value between 1 and 5 describing the goal's branching power. Each power score has been decided via experimental analysis. The *if* statement goals are assigned a score of 5 (goals 4, 8 and 9 in Figure 3b), the *function* goals - 4 (goals 1 and 2 in Figure 3b, note that main function goals are scored differently), the *loop* goals - 3 (goal 6 in Figure 3b) and the *else* goals - 2 (goal 5 in Figure 3b). All remaining types of goals (i.e., *end-of-main* (goal 3 in Figure 3b), *empty-else*, and *after-loop* goals (goal 7 in Figure 3b)) are assigned a value of 1.

In general, the goal sorting improves overall *FuSeBMC* performance. Using the depth strategy, *FuSeBMC* attempts to cover the deeper goals first. This is beneficial since all preceding goals on the path to a deep goal can be ignored during subsequent fuzzing as the same test case covers them. On the other hand, the ranking strategy allows prioritizing conditional branches as they may lead to multiple goals increasing potential code coverage.

Figure 3c features the resulting goals tree for the instrumented code from Figure 3b (with GOAL_0 representing the entry point of the program, i.e., the main function). Note that *FuSeBMC* builds it based on the original Clang AST without analyzing the code for trivially unreachable goals. For example, labels GOAL_7 and GOAL_3 can never be reached during the program's execution. However, this will not be reflected in the goals tree.

The goal's depth value is assigned at its highest depth. Therefore, labels GOAL_1, GOAL_7, and GOAL_3 are assigned depth values of 5, 7, and 8, respectively. When the first ranking strategy is applied, two goals at the same depth are ordered in the ascending order of their label names. Using the second ranking strategy, two goals with the same *rank* value are processed in the "power score first" manner. For example, GOAL_8 will be placed in front of GOAL_1 and GOAL_2 since it has a higher power score (5 vs 4). Hence, *FuSeBMC* will process the goal labels in the following orders {3,7,10,11,1,2,8,9,6,4,5}, {10,8,1,2,4,6,3,7,11,5,9} using the first and second sorting strategies, respectively. Finally, the list of goals is stored in the shared memory as the *Goal Queue*. This queue can be modified by the BMC and Tracer engines during the consecutive stages to remove the goal labels that have been covered.

3.2.3 Shared Memory. The set of data files that each component of *FuSeBMC* has access to (both for reading and writing) is called *Shared Memory*. Apart from *Instrumented Code*, *Consumed Input Size* and *Goal Queue* discussed above, it contains *Seeds Store* - a collection of seeds used by the fuzzer for test generation, *Test cases* - all test cases generated by *FuSeBMC*, and *Goal Covered Array* - list of all goal labels that have been covered by the produced test cases.

3.3 Seed Generation

Having ranked the goals, *FuSeBMC* carries out seed generation (line 5 of Algorithm 1 and Algorithm 2 where it is described in detail) as a preliminary step before full coverage analysis (i.e., *test generation*) begins. In this phase, *FuSeBMC* simplifies the target program by limiting loop bounds, and utilizes the information about the input ranges. Then *FuSeBMC* applies the fuzzer and the BMC engine (for 5 and 15 seconds, respectively) for a short time in succession.

Since the seed store is empty at this point, *FuSeBMC* performs *primary seed generation* (Line 1 Algorithm 2) to enable the fuzzing process. This procedure involves generating binary seeds (i.e., a stream of bytes) based on *Consumed Input Size* and the input constraints collected during static analysis. In detail, it generates three sequences of bytes, where: 1) all bytes have a value of 0, 2) all bytes have a value of 1, 3) all byte values drawn randomly from the identified input ranges. Then the fuzzer (see Section 3.4.1) is initialized with the primary seeds and is run for a short time to produce test cases that are then converted into new seeds and added to the *Seeds store* (see Figure 2 and lines 2 - 6 in Algorithm 2).

When the seed generation by fuzzing is finished, *FuSeBMC* executes the BMC engine (see Section 3.4.2) for each goal label in the *Goal Queue*. In order to minimize the execution time, it is run with "lighter" settings: all

Algorithm 2: *generate_seeds()* algorithm

```

Input:  $P'$  : instrumented file
Output:  $S$  : set of seeds,  $G_{cov}$  : goals covered,  $T$ : generated test cases
1:  $S := generate\_primary\_seeds(P')$ ; // 0's, 1's, and random
2:  $\{testcases, G_{cov}\} := run\_fuzzer(P', S, fuzz\_timeout)$ ; // timeout = 5 seconds
3: if  $G_{cov} \neq \emptyset$  then
4:    $T := T \cup testcases$ ;
5:    $S := S \cup generate\_seed(testcases)$ 
6: end if
7:  $\{output, res\} := run\_light\_bmc(P', bmc\_timeout)$ ; // BMC with partial loops & timeout = 15 seconds
8: if  $res = success$  then
9:    $S := S \cup output$ ;
10:   $T := T \cup generate\_testcases(P', \{output\})$ ;
11: else
12:   if  $output = \emptyset$  then
13:      $T := T \cup generate\_testcases(P', S)$ ;
14:   end if
15: end if
16: return  $\{S, G_{cov}, T\}$ ;

```

implicit checks (i.e., memory safety, arithmetic overflows) and assertion checks are disabled, and the bound for loop unwinding is reduced. If a goal label is reached successfully, the BMC engine produces a witness – a set of program inputs that lead to that goal label. The sequence of these input values is added as a seed to the *Seed Store*.

All new seeds produced by the fuzzer and the BMC engine are deemed *smart* due to their powerful effect on code coverage. Conceptually, bounded model checkers use SMT solvers to produce test cases that resolve complex branch conditions (i.e., guards). Such guards (for example, lines 5 and 12 in Figure 3a) pose a challenge to a fuzzer [72] as it relies on mutating the given seed randomly and is therefore unlikely to satisfy the branch condition. Seeds produced by BMC help solve this issue since they can be passed to a fuzzer, which can then advance deeper behind the complex guards into the target program (which is usually hard for a bounded model checker).

3.4 Test Generation

Following seed generation, *FuSeBMC* begins the main coverage analysis phase (lines 7 – 30 of Algorithm 1). *FuSeBMC* incorporates three engines to carry out this analysis: two fuzzers (main fuzzer and selective fuzzer) and a bounded model checker. Here, both the main fuzzer and the BMC engine are run with longer timeouts than during the seed generation stage. Briefly, the fuzzers utilize the *smart* seeds produced at the previous stage, and generate test cases by randomly mutating the program's input and running it to analyze code coverage. The bounded model checker determines the reachability of particular goal labels similarly to the *seed generation* stage. *FuSeBMC*'s *Tracer* component aids the above engines by running a light-weight analysis (see Section 3.4.3) of the produced test cases and updating the *Shared Memory*. In the following subsections, we discuss the *FuSeBMC* components involved in coverage analysis in greater detail.

3.4.1 Main Fuzzer. In *FuSeBMC* we implement a modified version of the American Fuzzy Lop (AFL) tool [2]. The modified AFL generates test cases based on the evolutionary algorithm implemented in AFL [19].

The standard algorithm implemented in the AFL tool works as follows. Firstly, an initial input stream of fixed size is generated using the provided seed (a random seed is used if not explicitly specified). Secondly, the target program is repeatedly executed with the randomly mutated input. If the target program does not reach any new states after multiple input mutation rounds, a new byte is added to or removed from the input stream, and the mutation process restarts. The above algorithm continues until an internal timeout is reached or the fuzzer finds inputs that fully cover the program. In general, the AFL's mutation algorithm heavily relies on the quality of the initial seeds for providing higher code coverage. Therefore, generating seeds with higher coverage potential is crucial.

FuSeBMC modifies the original AFL fuzzer as follows.

- (1) It performs additional instrumentation to the PUT to minimize its execution overhead by limiting the bounds of loops heuristically identified as potentially infinite. Note that these bounds can be iteratively changed between the AFL runs.
- (2) The mutation operators are modified by accepting only inputs from the ranges identified during the static code analysis.
- (3) It controls the size of the generated test cases via the *Consumed Input Size*. In detail, the minimum size of the test cases produced by the fuzzer is set to the current value of the consumed input size. This allows counter-acting the size selection bias of the AFL mutation algorithms, which tend to favor a reduction of the number of bytes in the generated test cases (instead of adding extra bytes) between the mutation rounds. At the same time, the modified fuzzer can control the maximum size of the produced test cases. For example, when the *Consumed Input Size* starts growing gradually during the fuzzing process (a behaviour often observed in programs accepting input in an infinite loop), the maximum test-case size is set in order to prevent performance degradation.
- (4) It outputs the list of goals covered by the produced test cases and records them in *Goals Covered Array*.

3.4.2 Bounded Model Checker. *FuSeBMC* uses *ESBMC* to check for the reachability of a given goal label within the instrumented program (lines 16 - 25 of Algorithm 1). If it concludes that the current goal is reachable it produces a counterexample that can be turned into a witness – a sequence of inputs that leads the program's execution to that goal label – which is then used to generate a test case. Every new test case thus discovered is also added to the *Seed Store* to be used by the fuzzers. Even if the BMC runs out of time or memory, its progress in reducing the input ranges is saved as a *incomplete seed* – a sequence of input values that lead the PUT execution part of the way towards the given goal label.

3.4.3 Tracer. The *Tracer* subsystem determines the goals covered by test cases produced by the bounded model checker and the fuzzer. Whenever a test case is produced, *Tracer* compiles the instrumented program together with the newly generated test cases and runs the resulting executable. Prior to the compilation, it performs additional instrumentation to the test case to output information about the PUT input size, the types of input variables, and the visited goals. This information is dynamically updated in the *Shared Memory* (i.e., *Goals Covered Array* and *Consumed Input Size*).

The *Tracer* also analyses the test cases produced by the other two engines to add the highest impact cases (i.e., the test cases leading to new goals or reaching the maximum analysis depth) to the *Seeds Store*.

Another responsibility of *Tracer* is to handle the partial output of the bounded model checker when it reaches the timeout outputting an incomplete counterexample. *Tracer* completes such counterexamples randomly and performs the coverage analysis and updates *Seeds Store* as described above.

3.4.4 Selective Fuzzer. The selective fuzzer's [4] main function is to attempt to reach the remaining uncovered goals after the iterative process of applying the fuzzer, and the BMC engine has finished. Similarly to the main fuzzer, it utilizes information about the identified ranges of the input variables to produce inputs for the PUT. At

Algorithm 3: *run_tracer()* algorithm

Input: P' : instrumented file, $output$: engines output ,
 T : generated test cases , G : list of goals , G_{cov} : covered goals list, S : set of seeds
Output : T : generated test cases , G : list of goals , S : set of seeds

- 1: **if** $output$ from BMC and incomplete **then**
- 2: $testcase := complete_testcase(output)$
- 3: **else**
- 4: $testcase := generate_testcases(output, G_{cov})$
- 5: **end if**
- 6: $T := T \cup testcase;$
- 7: $G_{cov} := run_testcase(P', testcase)$
- 8: $G.remove_goals(G_{cov});$
- 9: $S := S \cup testcase;$
- 10: **return** $\{T, G, S\}$

the same time, it implements a complementary test generation approach. It produces random values from the given input ranges – in contrast to the mutation-based approach used in the main fuzzer. The selective fuzzer terminates upon covering all the remaining goals or upon reaching the timeout.

4 EVALUATION

4.1 Description of Benchmarks and Setup

In order to assess the performance of *FuSeBMC v4*, we evaluated its participation in Test-Comp 2022 [14], and also compared it to the results obtained by the previous version of the tool, *FuSeBMC v3*, in Test-Comp 2021 [13].

Test-Comp is a software testing competition where the participating tools compete in automated test case generation. All test case generation tasks in Test-Comp are divided into two categories: *Cover-Branches* and *Cover-Error*. The former requires producing a set of test cases that maximize *code coverage* (in particular, *branch coverage*) for the given C program, and the latter deals with *error coverage*: generating a test case that leads to the predefined error location (i.e., explicitly marked error function) within the given C program. In *Cover-Branches*, code coverage is measured by the TestCov [17] tool, which assigns a score between 0 and 1 for each task. For example, if a competing tool achieves 80% code coverage on a particular task, it is assigned a score of 0.8 for that task and so forth. Overall scores for the subcategories are calculated by summing the individual scores for each task in the subcategory and rounding the result. In *Cover-Error*, each tool earns a score of 1 if it can provide a test case that reaches the error function and gets a 0 score otherwise. Each category is further divided into multiple subcategories (see Tables 1 and 3) based on the most prominent program features and/or the program's origin. The vast majority of the programs present in Test-Comp are taken from SV-COMP [12] – the largest and most diverse open-source repository of software verification tasks. It contains hand-crafted and real-world C programs with loops, arrays, bit-vectors, floating-point numbers, dynamic memory allocation, and recursive functions, event-condition-action software, concurrent programs, and BusyBox² software.

Both Test-Comp 2021 and Test-Comp 2022 evaluations were conducted on servers featuring an 8-core (4 physical cores) Intel Xeon E3-1230 v5 CPU @ 3.4 GHz, 33 GB of RAM and running x86-64 Ubuntu 20.04 with Linux kernel 5.4. Each test suite generation run was limited to 8 CPU cores, 15 GB of RAM, and 15 mins of CPU time, while each test suite validation run was limited to 2 CPU cores, 7 GB of RAM, and 5 mins of CPU time. In

²<https://busybox.net/>

2021, *FuSeBMC* distributed its allocated time to its various engines as follows. The fuzzer received 150s when running on benchmarks from the *Cover-Error* category and 70s on benchmarks from the *Cover-Branches* category. The bounded model checker received 700s and 780s on benchmarks from the two categories, respectively. Finally, the selective fuzzer received 50s for benchmarks from both categories. In 2022, these figures were tweaked. The seed generation received 20s for benchmarks from both categories. The fuzzer received 200s and 250s on benchmarks from *Cover-Error* and *Cover-Branches*, respectively, the bounded model checker 650s and 600s, and the allocation for the selective fuzzer was decreased from 50s to 30s from the previous year.

Despite the fact that the hardware setup remained unchanged across the two competition editions, the set of test generation tasks was significantly expanded. Namely, the task set in Test-Comp 2021 consisted of 3173 tasks: 607 in the *Cover-Error* category, and 2566 in the *Cover-Branches* category. By contrast, Test-Comp 2022 was expanded to contain 4236 test tasks: 776 in the *Cover-Error* category and 3460 in the *Cover-Branches* category (including a new subcategory *ProductLines* introduced into both categories). We have taken this into consideration when discussing the performance of two versions of *FuSeBMC* in Section 4.3.1. A detailed report of the results produced by the competing tools in both Test-Comp 2021³ and Test-Comp 2022⁴ is available online.

FuSeBMC source code is written in C++ and Python; it is available for download from GitHub⁵. The latest release of *FuSeBMC* is v4.1.14. *FuSeBMC* is publicly available under the terms of the MIT license. Instructions for building *FuSeBMC* from the source code are given in the file *README.md*.

4.2 Objectives

The main goal of our experimental evaluation is to assess the improvements of *FuSeBMC v4* and its suitability for achieving high code coverage and error coverage in open-source C programs. As a result, we identify three key evaluation objectives:

- O1 (Performance Improvement)** Demonstrate that *FuSeBMC v4* outperforms *FuSeBMC v3* in both code coverage and error coverage.
- O2 (Coverage Capacity)** Demonstrate that *FuSeBMC v4* achieves higher code coverage for C programs than other state-of-the-art software testing tools.
- O3 (Error Detection)** Demonstrate that *FuSeBMC v4* finds more errors in C programs than other state-of-the-art software testing tools.

4.3 Results

4.3.1 *FuSeBMC v4* vs *FuSeBMC v3*. Tables 1 and 3 contain the comparison of the *FuSeBMC v4* and *FuSeBMC v3* performances in *Cover-Branches* and *Cover-Error* categories of Test-Comp, respectively. *FuSeBMC v3* achieved first place in *Cover-Error*, fourth place in *Cover-Branches*, and placed second overall in Test-Comp 2021, while *FuSeBMC v4* reached first place in both categories and overall in Test-Comp 2022. However, taking into account that the test generation task set has been significantly expanded in Test-Comp 2022, we analyze their relative performances in each subcategory. Namely, in *Cover-Branches*, we compare average code branch coverage, and in *Cover-Error*, we compare the percentages of successfully detected errors demonstrated by both tools in every subcategory and in the entire category (as well the improvements of *FuSeBMC v4* in comparison to *FuSeBMC v3*), respectively.

³<https://test-comp.sosy-lab.org/2022/results/results-verified/>

⁴<https://test-comp.sosy-lab.org/2021/results/results-verified/>

⁵<https://github.com/kaled-alshmrany/FuSeBMC>

Table 1. Comparison of the average coverage (per subcategory and the category overall) achieved by *FuSeBMC v4* and *FuSeBMC v3* in the *Cover-Banches* category in TestComp-2022 and TestComp-2021, respectively.

| Subcategory | % average coverage | | Improvement |
|----------------------|--------------------|-------------------|-------------|
| | <i>FuSeBMC v4</i> | <i>FuSeBMC v3</i> | $\Delta\%$ |
| Arrays | 82% | 71% | 11% |
| BitVectors | 80% | 60% | 20% |
| ControlFlow | 64% | 22% | 42% |
| ECA | 37% | 17% | 20% |
| Floats | 54% | 46% | 8% |
| Heap | 73% | 62% | 11% |
| Loops | 81% | 71% | 10% |
| ProductLines | 29% | - | - |
| Recursive | 85% | 68% | 18% |
| Sequentialized | 87% | 76% | 11% |
| XCSP | 90% | 82% | 8% |
| Combinations | 61% | 7% | 53% |
| BusyBox | 34% | 1% | 32% |
| DeviceDrivers | 20% | 12% | 8% |
| SQLite-MemSafety | 4% | 0% | 4% |
| Termination | 92% | 87% | 5% |
| <i>Cover-Banches</i> | 61% | 45% | 16% |

Table 1 shows that *FuSeBMC v4* advanced in each individual subcategory, including the overall average improvement of 16% in the *Cover-Banches* category in comparison to *FuSeBMC v3*. The greatest increase (i.e., 53%) was demonstrated in the *Combinations* subcategory. *FuSeBMC v3* achieved eighth place in this subcategory in Test-Comp 2021, while *FuSeBMC v4* reached first place in *Combinations* in Test-Comp 2022. We attribute this success to the modifications in the seed generation phase of *FuSeBMC v4* (in particular, the introduction of *smart seeds*). Table 2 presents a subset of generation tasks from the *Combinations* subcategory where *FuSeBMC v4* demonstrated the most striking improvement. It can be seen that *FuSeBMC v3* provided very low code coverage of $\sim 6.52\%$ for these tasks on average, while *FuSeBMC v4* increased this number to $\sim 90.14\%$ (i.e., 83.62% average improvement).

As for the *Cover-Error* category, *FuSeBMC v4* progressed by 14% on average in comparison to *FuSeBMC v3* (see Table 3). *FuSeBMC v4* improved in the majority of subcategories while showing no change in three subcategories: both *FuSeBMC* versions achieved the highest possible result of 100% in *BitVectors*, *FuSeBMC v4* failed to advance the number of detected errors past 95% in *Recursive*, while *FuSeBMC v4* could not identify any errors in *DeviceDrivers* similarly to *FuSeBMC v3*. Also, *FuSeBMC v4* demonstrated a performance degradation of 2% in the *XCSP* subcategory.

Additionally, we compared the performance of *FuSeBMC v4* utilizing smart seeds with the version of *FuSeBMC v4* using only primary seeds (i.e. all zeros, all ones, and randomly chosen values) on the *ECA* (which stands for *event-condition-action* systems) subcategory in *Cover-Error* (where *FuSeBMC v4* demonstrated 28% improvement in comparison to *FuSeBMC v3* in the competition settings; see Table 3). It contains 18 test case generation tasks with C programs featuring input validation that involves relatively complex mathematical expressions. Such a program feature is notoriously difficult for the fuzzers whose initial seed is based on a random choice. Table 4

Table 2. Comparison of code coverage achieved by *FuSeBMC v4* and *FuSeBMC v3* in a subset of tasks from the *Combinations* subcategory.

| Task name | % coverage | | Improvement $\Delta\%$ |
|---|-------------------|-------------------|---------------------------|
| | <i>FuSeBMC v4</i> | <i>FuSeBMC v3</i> | |
| pals_lcr.3.1.ufo.BOUNDED-6.pals+Problem12_label101.yml | 94.90% | 13.30% | 81.60% |
| pals_lcr.3.1.ufo.UNBOUNDED.pals+Problem12_label102.yml | 84.40% | 5.19% | 79.21% |
| pals_lcr.4.1.ufo.BOUNDED-8.pals+Problem12_label104.yml | 94.10% | 4.44% | 89.66% |
| pals_lcr.4_overflow.ufo.UNBOUNDED.pals+Problem12_label105.yml | 94.00% | 11.50% | 82.50% |
| pals_lcr.5.1.ufo.UNBOUNDED.pals+Problem12_label105.yml | 86.20% | 0.78% | 85.42% |
| pals_lcr.5_overflow.ufo.UNBOUNDED.pals+Problem12_label109.yml | 94.00% | 4.82% | 89.18% |
| pals_lcr.6.1.ufo.BOUNDED-12.pals+Problem12_label109.yml | 92.90% | 5.18% | 87.72% |
| pals_lcr.7_overflow.ufo.UNBOUNDED.pals+Problem12_label109.yml | 92.60% | 5.31% | 87.29% |
| pals_lcr.8.ufo.UNBOUNDED.pals+Problem12_label108.yml | 78.20% | 8.17% | 70.03% |
| Average value | 90.14% | 6.52% | 83.62% |

Table 3. Comparison of the percentages of the successfully detected errors (per category and the category overall) by *FuSeBMC v4* and *FuSeBMC v3* in the *Error Coverage* category in TestComp-2022 and TestComp-2021, respectively.

| Subcategory | % errors detected | | Improvement $\Delta\%$ |
|--------------------|-------------------|-------------------|---------------------------|
| | <i>FuSeBMC v4</i> | <i>FuSeBMC v3</i> | |
| Arrays | 99% | 93% | 6% |
| BitVectors | 100% | 100% | 0% |
| ControlFlow | 100% | 25% | 75% |
| ECA | 72% | 44% | 28% |
| Floats | 100% | 97% | 3% |
| Heap | 95% | 80% | 14% |
| Loops | 93% | 83% | 10% |
| ProductLines | 100% | - | - |
| Recursive | 95% | 95% | 0% |
| Sequentialized | 95% | 94% | 1% |
| XCSP | 88% | 90% | -2% |
| BusyBox | 15% | 0% | 15% |
| DeviceDrivers | 0% | 0% | 0% |
| <i>Cover-Error</i> | 81% | 67% | 14% |

presents the results obtained by the versions of *FuSeBMC v4* with smart seeds and with primary seeds. It can be seen that smart seeds allow detecting 5 more bugs than the version of *FuSeBMC* using standard seeds.

Overall, the results presented in Tables 1 and 3 provide sufficient evidence that the evaluation objective **O1** has been achieved.

4.3.2 *FuSeBMC v4* vs state-of-the-art. *FuSeBMC v4* achieved the overall first place at Test-Comp 2022, obtaining a score of 3003 out of 4236 with the closest competitor, VeriFuzz [28], scoring 2971 and significantly outperforming several state-of-the-art tools such as LibKluzzer [53], KLEE [22], CPAChecker [16] and Symbiotic [24] (see Table 5).

Table 6 demonstrates the code coverage capabilities of *FuSeBMC v4* in comparison to other state-of-the-art software testing tools. It can be seen that *FuSeBMC* achieved first place with an overall score of 2104 out of

Table 4. Comparison of *FuSeBMC v4* performance with smart seeds and with standard seeds, where TRUE shows that the bug has been detected successfully, UNKNOWN means otherwise.

| Task name | <i>FuSeBMC v4</i> | |
|--------------------------------------|-------------------|---------------|
| | Smart Seeds | Primary Seeds |
| eca-rers2012/Problem05_label00.yml | TRUE | TRUE |
| eca-rers2012/Problem06_label00.yml | TRUE | TRUE |
| eca-rers2012/Problem11_label00.yml | TRUE | TRUE |
| eca-rers2012/Problem12_label00.yml | TRUE | TRUE |
| eca-rers2012/Problem15_label00.yml | TRUE | TRUE |
| eca-rers2012/Problem16_label00.yml | TRUE | UNKNOWN |
| eca-rers2012/Problem18_label00.yml1 | TRUE | TRUE |
| eca-rers2018/Problem10.yml | TRUE | TRUE |
| eca-rers2018/Problem11.yml | TRUE | TRUE |
| eca-rers2018/Problem12.yml | TRUE | UNKNOWN |
| eca-rers2018/Problem13.yml | TRUE | UNKNOWN |
| eca-rers2018/Problem14.yml | TRUE | UNKNOWN |
| eca-rers2018/Problem15.yml | TRUE | UNKNOWN |
| eca-rers2018/Problem16.yml | UNKNOWN | UNKNOWN |
| eca-rers2018/Problem17.yml | UNKNOWN | UNKNOWN |
| eca-rers2018/Problem18.yml | UNKNOWN | UNKNOWN |
| eca-programs/Problem101_label00.yml | UNKNOWN | UNKNOWN |
| eca-programs/Problem103_label132.yml | UNKNOWN | UNKNOWN |

Table 5. Test-Comp 2022 *Overall* Results. The table illustrates the scores obtained by all state-of-art tools overall, where we identify the best tool in bold.

| Total # tasks | Tool | | | | | | | | | | | |
|---------------|-------------|-------------------|------------------------|--------------------|-----------|-------------|--------------|-----------------|-------------|----------------|-----------------|------------------|
| | CMA-ES Fuzz | CoVeriTest v2.0.1 | <i>FuSeBMC v4.1.14</i> | HybridTiger v1.9.2 | KLEE v2.2 | Legion v1.0 | Legion/SymCC | LibKluzzer v1.0 | PRTest v2.2 | Symbiotic v9.0 | Tracer-X v1.2.0 | VeriFuzz v1.2.10 |
| 4236 | 382 | 2293 | 3003 | 1830 | 2125 | 787 | - | 2658 | 945 | 2367 | 1069 | 2971 |

3460. *FuSeBMC* participated in all 16 subcategories, in 9 of which (*i.e. Arrays, BitVectors, Floats, Heap, Loops, ProductLines, Recursive, Combinations* and *Termination*) it achieved first place and in 6 of which it reached second place. The results presented in Table 6 allow us concluding that the evaluation objective **O2** has been achieved.

Similarly, Table 7 demonstrates demonstrates the error detecting abilities of *FuSeBMC v4*. In particular, *FuSeBMC* achieved first place in 9 subcategories (*i.e. Arrays, BitVectors, ControlFlow, Floats, Heap, Loops, ProductLines, Recursive* and *BusyBox*) reaching the first overall place in this category with the result of 628 out of 776 (~ 81% success rate). Overall, the results show that *FuSeBMC* produces test cases that detect more security vulnerabilities in C programs than state-of-the-art tools, which successfully demonstrates that the evaluation objective **O3** has been achieved.

Table 6. *Cover-Branches* category results at *Test-COMP 2022*. The best score for each subcategory is highlighted in bold.

| Subcategory | Total # tasks | Tool | | | | | | | | | | | |
|-----------------------|---------------|-------------|-------------------|-----------------|--------------------|-----------|-------------|--------------|-----------------|-------------|----------------|-----------------|------------------|
| | | CMA-ES Fuzz | CoVeriTest v2.0.1 | FuSeBMC v4.1.14 | HybridTiger v1.9.2 | KLEE v2.2 | Legion v1.0 | Legion/SymCC | LibKluzzer v1.0 | PRTest v2.2 | Symbiotic v9.0 | Tracer-X v1.2.0 | VeriFuzz v1.2.10 |
| Arrays | 400 | 159 | 257 | 328 | 247 | 104 | 210 | 263 | 323 | 160 | 250 | 243 | 307 |
| BitVectors | 62 | 26 | 49 | 49 | 16 | 33 | 34 | 45 | 48 | 33 | 49 | 49 | 48 |
| ControlFlow | 67 | 5 | 36 | 43 | 14 | 25 | 17 | 41 | 40 | 6 | 43 | 39 | 44 |
| ECA | 29 | 0 | 6 | 11 | 2 | 7 | 3 | 3 | 10 | 2 | 10 | 8 | 12 |
| Floats | 226 | 53 | 113 | 122 | 92 | 19 | 72 | 62 | 103 | 46 | 55 | 56 | 119 |
| Heap | 143 | 23 | 100 | 104 | 84 | 93 | 81 | 78 | 104 | 49 | 98 | 101 | 101 |
| Loops | 727 | 211 | 574 | 591 | 467 | 380 | 357 | 542 | 575 | 359 | 538 | 544 | 587 |
| ProductLines | 263 | 19 | 77 | 77 | 56 | 74 | 70 | 74 | 77 | 48 | 69 | 77 | 77 |
| Recursive | 53 | 25 | 41 | 45 | 39 | 21 | 26 | 27 | 43 | 11 | 45 | 40 | 41 |
| Sequentialized | 103 | 0 | 79 | 90 | 58 | 35 | 1 | 43 | 75 | 11 | 51 | 57 | 91 |
| XCSP | 119 | 0 | 116 | 107 | 119 | 102 | 2 | 102 | 118 | 102 | 114 | 96 | 110 |
| Combinations | 671 | 63 | 238 | 401 | 167 | 196 | 179 | 224 | 292 | 79 | 338 | 295 | 351 |
| BusyBox | 75 | 0 | 12 | 25 | 6 | 21 | 0 | 0 | 24 | 15 | 19 | 18 | 29 |
| DeviceDrivers | 290 | 13 | 60 | 59 | 6 | 25 | 56 | 47 | 57 | 16 | 42 | 56 | 57 |
| SQLite-MemSafety | 1 | 0 | 0 | 0 | 0 | 0 | 0 | 0 | 0 | 0 | 0 | 0 | 0 |
| Termination | 231 | 143 | 212 | 213 | 195 | 118 | 168 | 145 | 204 | 60 | 179 | 192 | 202 |
| <i>Cover-Branches</i> | 3460 | 624 | 1860 | 2104 | 1406 | 1242 | 1033 | 1487 | 1990 | 896 | 1802 | 1746 | 2075 |

5 RELATED WORK

In this section, we overview related work. Most related techniques fall into one of the following categories: fuzzing, symbolic execution, or a combination of both.

5.1 Fuzzing

Barton Miller [10] proposed fuzzing at the University of Wisconsin in the 1990s, and it became the popular software vulnerabilities detection technique [73]. One of the most common fuzzing tools is American fuzzy lop (AFL) [2, 19]. AFL is a coverage-based fuzzer that was built to find software vulnerabilities. AFL relies on an evolutionary approach to learn mutations based on measuring code coverage. By employing genetic algorithms with guided fuzzing, AFL yields high code coverage. Another tool is LibFuzzer [69] which uses code coverage information generated by LLVM's (SanitizerCoverage) instrumentation to produce test cases. LibFuzzer is best suited for testing libraries that have small input with a run-time of milliseconds for each input to guarantee not crashing on invalid input in library code⁶. Vuzzer [66] is a fuzzer with an application-aware strategy. The main advantage of this strategy is that it does not need any knowledge of the application or input format in advance. In order to maximize coverage and explore deeper paths, the tool leverages control- and data-flow features based on static and dynamic analysis to infer fundamental properties of the application. This enables a

⁶<https://llvm.org/docs/LibFuzzer.html#q-so-what-exactly-this-fuzzer-is-good-for>

Table 7. *Cover-Error* category results at Test-Comp 2022. The best score for each subcategory is highlighted in bold.

| Subcategory | Total # tasks | Tool | | | | | | | | | | | |
|--------------------|---------------|-------------|-------------------|-----------------|--------------------|------------|-------------|--------------|-----------------|-------------|----------------|-----------------|------------------|
| | | CMA-ES Fuzz | CoVeriTest v2.0.1 | FuSeBMC v4.1.14 | HybridTiger v1.9.2 | KLEE v2.2 | Legion v1.0 | Legion/SymCC | LibKluzzer v1.0 | PRTest v2.2 | Symbiotic v9.0 | Tracer-X v1.2.0 | VeriFuzz v1.2.10 |
| Arrays | 100 | 0 | 73 | 99 | 69 | 89 | 67 | - | 97 | 37 | 74 | 0 | 99 |
| BitVectors | 10 | 0 | 8 | 10 | 6 | 9 | 0 | - | 10 | 5 | 8 | 0 | 10 |
| ControlFlow | 32 | 0 | 18 | 32 | 16 | 27 | 0 | - | 27 | 0 | 24 | 0 | 30 |
| ECA | 18 | 0 | 3 | 13 | 1 | 13 | 0 | - | 11 | 0 | 14 | 0 | 15 |
| Floats | 33 | 0 | 25 | 33 | 23 | 6 | 0 | - | 30 | 3 | 0 | 0 | 32 |
| Heap | 56 | 0 | 49 | 53 | 42 | 52 | 3 | - | 53 | 13 | 53 | 0 | 53 |
| Loops | 157 | 0 | 75 | 146 | 53 | 95 | 4 | - | 136 | 102 | 81 | 0 | 142 |
| ProductLines | 169 | 0 | 160 | 169 | 53 | 169 | 34 | - | 169 | 92 | 159 | 0 | 169 |
| Recursive | 20 | 0 | 7 | 19 | 5 | 16 | 0 | - | 17 | 1 | 17 | 0 | 16 |
| Sequentialized | 107 | 0 | 61 | 102 | 92 | 86 | 0 | - | 81 | 0 | 79 | 0 | 104 |
| XCSP | 59 | 0 | 50 | 52 | 52 | 37 | 0 | - | 5 | 0 | 41 | 0 | 55 |
| BusyBox | 13 | 0 | 0 | 2 | 0 | 1 | 0 | - | 0 | 0 | 0 | 0 | 2 |
| DeviceDrivers | 2 | 0 | 0 | 0 | 0 | 0 | 0 | - | 0 | 0 | 0 | 0 | 0 |
| <i>Cover-Error</i> | 776 | 0 | 0 | 628 | 355 | 500 | 57 | - | 528 | 145 | 463 | 0 | 623 |

much faster generation of interesting inputs compared to an application-agnostic approach. Wang et al. [74] proposed an approach that utilizes data-driven seed generation. It relies on extracting the knowledge of grammar to process and generate well-distributed seed inputs for fuzzing programs. Skyfire is designed for probabilistic context-sensitive grammar (PCSG) to identify syntax features and semantic rules. AFLFast [20] is an enhanced version of AFL applying various strategies to exercise a low-frequency path. The tool was shown to achieve a 7x speedup over AFL [20].

GTFuzz [56] is a tool that works to prioritize inputs based on extracting syntax tokens that guard the target place. The backward static analysis technique extracts these tokens. Also, GTFuzz benefits from this extraction to improve the mutation algorithm. Smart grey-box fuzzing (SGF) [65] is a fuzzer that employs high-level structural representation on the original seeds to generate seeds with high impact. Similarly, AFLSmart [65] is a structure-aware fuzzer that combines the PEACH fuzzing engine with the AFL fuzzer. Instrim [46] is a Control Flow Graph (CFG)-aware fuzzer. It analyses the CFG of the PUT in an attempt to instrument fewer code blocks, thereby speeding up the fuzzing. AutoFuzz [43] is a tool that utilizes fuzzing to verify network protocols. It begins with finding the protocol specifications and then finding vulnerabilities by using fuzzing. Also, there is Peach Fuzzer [76] is an approach that sends random input to a PUT in an attempt to find security vulnerabilities. It is frequently used to detect security vulnerabilities in both input validation and application logic. Various other fuzzers and fuzzing techniques have been developed, each with its own unique features. For example, directed greybox fuzzing [19] uses simulated annealing in an attempt to guide the fuzzer to explore a particular section of the program under test. SYMFUZZ [23] controls the selection of paths, while Alexandre Rebert's approach [67] uses guided seed selection.

One of the weaknesses of pure fuzzing approaches is their inability to find test cases that explore program code occurring beyond complex guards, as they essentially work by randomly mutating seeds and therefore struggle to find inputs that satisfy the guards.

5.2 Symbolic Execution and Bounded Model Checking

Symbolic execution and BMC have shown competence in producing high-coverage test cases and detecting errors in complex software. One of the more popular symbolic execution engines is KLEE [22]. KLEE is a tool that explores the search space path-by-path by utilizing LLVM compiler infrastructure and dynamic symbolic execution. KLEE has been utilized in many specialized tools for its reliability as a symbolic execution engine. For example, Symbiotic 8 [27] symbolic execution tool is built on top of KLEE whilst adding plugins, such as Predator [34] and DG [25], to fulfill different functions. The latest addition to the tool is Slowbeast [26] which incorporates the k-induction technique into symbolic execution. Furthermore, Tracer [48] is a verification tool that uses constraint logic programming (CLP) and interpolation methods. Another tool based on symbolic execution is DART [40]. It conducts software analysis and applies automatic random testing to find software bugs. BAP [21] is developed on top of Vine [71], which relies on symbolic execution. BAP has useful analysis and verification techniques. BAP relies on an intermediate language (IL) in its analysis. Also, SymbexNet [70] and SymNet [68] are for verification of network protocols implementation. Avgerinos, Thanassis, et al. [7] presented an approach that enhances symbolic execution with verification-based algorithms. It works to increase the effect of dynamic symbolic execution. The approach showed its ability to detect bugs and achieve higher code coverage than other dynamic symbolic execution approaches. CoVeriTest [15] is a Cooperative Verifier Test generation that utilizes a hybrid approach for test generation. It applies different conditional model checkers in iterations with many configurations for value analysis. CoVeriTest also changes the level of cooperation and assigns the time budget of each verifier. SAGE (Scalable Automated Guided Execution) proposed by Godefroid et al. [41] is a hybrid fuzzer developed at Microsoft Research. SAGE is used extensively at Microsoft, where it has successfully found many security-related bugs. It employs generational search to extend dynamic symbolic execution and increase code coverage by negating and solving the path predicates. Also, SAGE relies on the random test style used by DART to mutate good inputs using grammar. However, symbolic execution suffers from the path explosion problem related to loops and arrays, impacting its practicality.

5.3 Combination

The combination of symbolic execution and BMC with fuzzing has been used recently to combine the strengths of both techniques. For example, VeriFuzz [28] is a state-of-the-art tool that we have previously compared to *FuSeBMC*. The authors describe it as a program-aware fuzz tester that utilizes the combination of feedback-driven evolutionary fuzz testing with static analysis. It also employs grey-box fuzzing to exploit lightweight instrumentation for observing the behaviors that occur during test runs. VeriFuzz earned first place in Test-Comp 2020 [11]. Driller [72] is a hybrid vulnerability excavation tool developed by Stephens et al. It finds deeply embedded bugs by leveraging guided fuzzing and concolic execution in a complementary manner. It employs concolic execution to analyze the program and trace the inputs. Concolic execution also guides fuzzing on different paths by using a constraint-solving engine. Stephens et al. combine the two techniques' strengths and mitigate the weaknesses to avoid path explosion in concolic analysis. First, Driller divides the application, based on checks of particular values of a specific input, into *compartments*. Then by utilizing the proficiency of fuzzing, Driller explores possible values of general input in a compartment. Although Driller showed its efficiency in detecting more vulnerabilities, it may drive to path explosion problems because it requires a lot of computing power. MaxAFL [49] is best described as a gradient-based fuzzer that is built on top of AFL. First, the developer finds the Maximum Expectation of Instruction Count (MEIC) by employing lightweight static analysis. Then,

using MEIC, they generate an objective function and apply a gradient-based optimization algorithm to generate efficient inputs by minimizing the objective function. Hybrid Fuzz Testing [63] is a tool that generates provably random test cases efficiently such that it guarantees the execution of unique paths. Moreover, it finds unique execution paths by using symbolic execution to find frontier nodes that lead such paths. The tool also collects all possible frontier nodes depending on resource constraints to employ fuzzing with provably random input, preconditioned to lead to each frontier node.

He et al. [44] proposed an approach to learning a fuzzer from symbolic execution. First, it phrases the learning task in the framework of imitation learning. Then, it employs symbolic execution to generate quality inputs with high coverage while a fuzzer learns using neural networks to be used to fuzz new programs. Badger[61] provides a hybrid testing approach for complexity analysis. It generates new input using Symbolic PathFinder [64] and provides the Kelinci fuzzer with worst-case analysis. Badger aims to increase coverage and resource-related cost for each path by using fuzz testing. LibKluzzer [53] is a novel implementation of the combination of Symbolic execution and fuzzing. Its strength resides in the fusion of coverage-guided fuzzing and white-box fuzzing strengths. LibKluzzer is constructed of LibFuzzer, and an extension of KLEE called KLUZZER [52]. Munch [62] is an open-source framework hybrid tool. It employs fuzzing with seed inputs generated by symbolic execution and targets symbolic execution when fuzzing saturates. It aims to reduce the number of queries to the SMT solver to focus on the paths that may reach uncovered functions. The developers created Munch to improve function coverage. FairFuzz [54] is a grey-box fuzzer that utilizes guided-mutation. It uses coverage to achieve the guidance by employing a mutation mask for every pair of seeds and the rare branches to direct the fuzzing to reach each rare branch. SAFL [75] is an efficient fuzzer for C/C++ programs. It utilizes symbolic execution (in a lightweight approach) to generate initial seeds that can get an appropriate fuzzing direction.

Overall, the combination of Fuzzers and Symbolic execution to verify software has been successful. Our approach builds on this combination by utilizing smart seed generation, the Tracer subsystem, and other unique features as described above.

6 CONCLUSION

In this paper, we presented *FuSeBMC* v4, a test generator that relies on smart seed generation to improve the state-of-the-art in hybrid fuzzing and achieve high coverage for C programs. First, *FuSeBMC* analyses and injects goal labels into the given C program. Then, it ranks these goal labels according to the given strategy. After that, the engines are employed to produce smart seeds for a short time. Then, *FuSeBMC* starts test generation by running a bounded model checking engine along with fuzzers. This Tracer will generally manage the tool to record the goals covered and deal with the transfer of information between the engines by providing a shared memory to harness the power and take advantage of the power of each engine. So the BMC engine helps give the seed that makes the fuzzing engine not struggle with complex mathematical guards. Furthermore, Tracer evaluates test cases dynamically to convert high-impact cases into seeds for subsequent test fuzzing. This approach was evaluated by participating in the fourth international competition on software testing Test-Comp 2022. Our approach *FuSeBMC* showed its effectiveness by achieving first place in the *Cover-branches* category, first place in the *Cover-Error* category, and first place in the *Overall* category. This performance is due to various features of our tool, the most important of which are the following. First, the generation of smart seeds, which help harness the power of the fuzzers and allow them to fuzz deeper. Second, simplifying the target program by limiting the bounds of potentially infinite loops to avoid the path explosion problem and produce seeds faster. Third, utilizing the static analysis to manage the mutation process by limiting the range of values input variables can take, speeding up the fuzzing process. In the future, we are planning on developing a tool to deal with different

types of programs, such as multi-threaded programs. Furthermore, we work with the SCoRCH project⁷ to improve our performance in detecting memory safety bugs by incorporating SoftBoundCETS [59] into *FuSeBMC*.

REFERENCES

- [1] 2015. Clang Documentation. Retrieved 08-2019 from <http://clang.llvm.org/docs/index.html>
- [2] 2021. American Fuzzy Lop, <https://lcamtuf.coredump.cx/afl/>.
- [3] Fatimah K. Aljaafari, Rafael Menezes, Edoardo Manino, Fedor Shmarov, Mustafa A. Mustafa, and Lucas C. Cordeiro. 2022. Combining BMC and Fuzzing Techniques for Finding Software Vulnerabilities in Concurrent Programs. *IEEE Access* 10 (2022), 121365–121384.
- [4] Kaled M Alshmrany, Mohannad Aldughaim, Ahmed Bhayat, and Lucas C Cordeiro. 2021. FuSeBMC: An Energy-Efficient Test Generator for Finding Security Vulnerabilities in C Programs. In *International Conference on Tests and Proofs (TAP)*. Springer, 85–105.
- [5] Kaled M Alshmrany, Mohannad Aldughaim, Ahmed Bhayat, and Lucas C Cordeiro. 2022. FuSeBMC v4: Smart Seed Generation for Hybrid Fuzzing. In *Proceedings of the 25th International Conference on Fundamental Approaches to Software Engineering (FASE)*. Springer, 336–340.
- [6] Kaled M Alshmrany, Rafael S Menezes, Mikhail R Gadelha, and Lucas C Cordeiro. 2020. FuSeBMC: A White-Box Fuzzer for Finding Security Vulnerabilities in C Programs. In *Proceedings of 24th International Conference on Fundamental Approaches to Software Engineering (FASE)*. Springer, 363–367.
- [7] Thanassis Avgerinos, Alexandre Rebert, Sang Kil Cha, and David Brumley. 2014. Enhancing Symbolic Execution with Veritest. In *Proceedings of the 36th International Conference on Software Engineering (ICSE)*. ACM, 1083–1094.
- [8] Roberto Baldoni, Emilio Coppa, Daniele Cono D’elia, Camil Demetrescu, and Irene Finocchi. 2018. A Survey of Symbolic Execution Techniques. *ACM Comput. Surv.* 51, 3, Article 50 (May 2018), 39 pages.
- [9] Sébastien Bardin, Nikolai Kosmatov, and François Cheyner. 2014. Efficient Leveraging of Symbolic Execution to Advanced Coverage Criteria. In *Proceedings of Seventh International Conference on Software Testing, Verification and Validation (ICST)*. IEEE, 173–182.
- [10] Barton, James H., Edward W. Czeck, Zary Z. Segall, and Daniel P. Siewiorek. 1990. Fault Injection Experiments Using FIAT. *IEEE Trans. Comput.* 39, 4 (1990), 575–582.
- [11] Dirk Beyer. 2020. Second Competition on Software Testing: Test-Comp 2020. In *International Conference on Fundamental Approaches to Software Engineering (FASE)*, Heike Wehrheim and Jordi Cabot (Eds.). Springer, 505–519.
- [12] Dirk Beyer. 2021. Software Verification: 10th Comparative Evaluation (SV-COMP 2021). In *International Conference on Tools and Algorithms for the Construction and Analysis of Systems (TACSAS)*. Springer, 401–422.
- [13] Dirk Beyer. 2021. Status Report on Software Testing: Test-Comp 2021. In *Fundamental Approaches to Software Engineering (FASE)*. 505–519.
- [14] Dirk Beyer. 2022. Advances in Automatic Software Testing: Test-Comp 2022. In *Fundamental Approaches to Software Engineering (FASE)*. Springer, 341–357.
- [15] Dirk Beyer and Marie-Christine Jakobs. 2019. CoVeriTest: Cooperative Verifier-Based Testing. In *Fundamental Approaches to Software Engineering (FASE)*. Springer, 389–408.
- [16] Dirk Beyer and M Erkan Keremoglu. 2011. CPAchecker: A Tool for Configurable Software Verification. In *International Conference on Computer Aided Verification (CAV)*. Springer, 184–190.
- [17] Dirk Beyer and Thomas Lemberger. 2019. TestCov: Robust Test-Suite Execution and Coverage Measurement. In *Proceedings of the 34th IEEE/ACM International Conference on Automated Software Engineering (ASE)*. IEEE, 1074–1077.
- [18] Armin Biere. 2009. Bounded Model Checking. In *Handbook of Satisfiability*, Armin Biere, Marijn Heule, Hans van Maaren, and Toby Walsh (Eds.). Frontiers in Artificial Intelligence and Applications, Vol. 185. IOS Press, 457–481.
- [19] Marcel Böhme, Van-Thuan Pham, Manh-Dung Nguyen, and Abhik Roychoudhury. 2017. Directed Greybox Fuzzing. In *Proceedings of the 2017 ACM SIGSAC Conference on Computer and Communications Security (CCS)*. ACM, 2329–2344.
- [20] Marcel Böhme, Van-Thuan Pham, and Abhik Roychoudhury. 2017. Coverage-Based Greybox Fuzzing as Markov Chain. *IEEE Transactions on Software Engineering* 45, 5 (2017), 489–506.
- [21] David Brumley, Ivan Jager, Thanassis Avgerinos, and Edward J Schwartz. 2011. BAP: A Binary Analysis Platform. In *International Conference on Computer Aided Verification (CAV)*. Springer, 463–469.
- [22] Cadar, Cristian, Daniel Dunbar, and Dawson R. Engler. 2008. KLEE: Unassisted and Automatic Generation of High-Coverage Tests for Complex Systems Programs. In *Operating Systems Design and Implementation (OSDI)*, Vol. 8. USENIX Association, 209–224.
- [23] Sang Kil Cha, Maverick Woo, and David Brumley. 2015. Program-adaptive mutational fuzzing. In *IEEE Symposium on Security and Privacy*. IEEE, 725–741.
- [24] Chalupa, Marek, Novák, J, Strejček, and Jan. 2021. Symbiotic 8: Parallel and Targeted Test Generation. In *Fundamental Approaches to Software Engineering (FASE)*. Springer, 368–372.

⁷<https://scorch-project.github.io/about/>

- [25] Marek Chalupa. 2020. DG: Analysis and Slicing of LLVM Bitcode. In *Automated Technology for Verification and Analysis (ATVA)*. Springer, 557–563.
- [26] Marek Chalupa. 2021. Slowbeast. Retrieved 30-09-2021 from <https://gitlab.fi.muni.cz/xchalupa4/slowbeast/>
- [27] Marek Chalupa, Tomáš Jašek, Jakub Novák, Anna Rečtáčeková, Veronika Šoková, and Jan Strejček. 2021. Symbiotic 8: Beyond Symbolic Execution. In *Tools and Algorithms for the Construction and Analysis of Systems (TACAS)*. Springer, 453–457.
- [28] Animesh Basak Chowdhury, Raveendra Kumar Medicherla, and R Venkatesh. 2019. VeriFuzz: Program aware fuzzing. In *International Conference on Tools and Algorithms for the Construction and Analysis of Systems (TACAS)*. Springer, 244–249.
- [29] Tavis Ormandy Chris Evans, Matt Moore. 2011. Fuzzing at Scale. Retrieved 10-02-2023 from <https://security.googleblog.com/2011/08/fuzzing-at-scale.html>
- [30] Edmund Clarke, Daniel Kroening, and Flavio Lerda. 2004. A Tool for Checking ANSI-C Programs. In *Tools and Algorithms for the Construction and Analysis of Systems (TACAS)*. Springer, 168–176.
- [31] Edmund M Clarke, Orna Grumberg, and Doron A. Peled. 1999. *Model checking*. MIT Press, London, Cambridge.
- [32] Lucas C. Cordeiro, Bernd Fischer, and João Marques-Silva. 2012. SMT-Based Bounded Model Checking for Embedded ANSI-C Software. *IEEE Trans. Software Eng.* 38, 4 (2012), 957–974.
- [33] Leonardo de Moura and Nikolaj Bjørner. 2008. Z3: An Efficient SMT Solver. In *Tools and Algorithms for the Construction and Analysis of Systems (TACAS)*. Springer, 337–340.
- [34] Kamil Dudka, Petr Peringer, and Tomáš Vojnar. 2011. Predator: A Practical Tool for Checking Manipulation of Dynamic Data Structures using Separation Logic. In *Computer Aided Verification (CAV)*. Springer, 372–378.
- [35] Bruno Dutertre. 2014. Yices 2.2. In *Computer Aided Verification (CAV)*. Springer, 737–744.
- [36] Mikhail R Gadelha, Rafael Menezes, Felipe R Monteiro, Lucas C Cordeiro, and Denis Nicole. 2020. ESBMC: Scalable and Precise Test Generation based on the Floating-Point Theory:(Competition Contribution). In *Fundamental Approaches to Software Engineering (FASE)*. Springer, 525–529.
- [37] Mikhail R Gadelha, Felipe Monteiro, Lucas Cordeiro, and Denis Nicole. 2019. ESBMC v6. 0: Verifying C Programs Using k-Induction and Invariant Inference. In *Tools and Algorithms for the Construction and Analysis of Systems (TACAS)*. Springer, 209–213.
- [38] Mikhail R Gadelha, Felipe R Monteiro, Jeremy Morse, Lucas C Cordeiro, Bernd Fischer, and Denis A Nicole. 2018. ESBMC 5.0: an Industrial-Strength C Model Checker. In *Proceedings of the 33rd ACM/IEEE International Conference on Automated Software Engineering*. ACM, 888–891.
- [39] Patrice Godefroid, Adam Kiezun, and Michael Y Levin. 2008. Grammar-Based Whitebox Fuzzing. In *Proceedings of the 29th ACM SIGPLAN Conference on Programming Language Design and Implementation (PLDI)*. ACM, 206–215.
- [40] Patrice Godefroid, Nils Klarlund, and Koushik Sen. 2005. DART: Directed Automated Random Testing. In *Proceedings of the 2005 ACM SIGPLAN conference on Programming Language Design and Implementation (PLDI)*. ACM, 213–223.
- [41] Patrice Godefroid, Michael Y Levin, and David A Molnar. 2012. SAGE: Whitebox Fuzzing for Security Testing: SAGE has had a remarkable impact at Microsoft. *Queue* 10, 1 (2012), 20–27.
- [42] Patrice Godefroid, Michael Y Levin, David A Molnar, et al. 2008. Automated Whitebox Fuzz Testing. In *Network and Distributed System Security Symposium (NDSS)*. 151–166.
- [43] Serge Gorbunov and Arnold Rosenbloom. 2010. Autofuzz: Automated Network Protocol Fuzzing Framework. *International Journal of Computer Science and Network Security (IJCSNS)* 10, 8 (2010), 239.
- [44] Jingxuan He, Mislav Balunović, Nodar Ambroladze, Petar Tsankov, and Martin Vechev. 2019. Learning to Fuzz From Symbolic Execution with Application to Smart Contracts. In *Proceedings of the ACM SIGSAC Conference on Computer and Communications Security (CCS)*. ACM, 531–548.
- [45] Hadi Hemmati. 2015. How Effective Are Code Coverage Criteria?. In *Proceedings of IEEE International Conference on Software Quality, Reliability and Security (QRS)*. IEEE, 151–156.
- [46] Chin-Chia Hsu, Che-Yu Wu, Hsu-Chun Hsiao, and Shih-Kun Huang. 2018. Instrim: Lightweight Instrumentation for Coverage-Guided Fuzzing. In *Symposium on Network and Distributed System Security (NDSS), Workshop on Binary Analysis Research*.
- [47] Marko Ivanković, Goran Petrović, René Just, and Gordon Fraser. 2019. Code Coverage at Google. In *Proceedings of the 27th ACM Joint Meeting on European Software Engineering Conference and Symposium on the Foundations of Software Engineering (FSE)*. ACM, 955–963.
- [48] Joxan Jaffar, Vijayaraghavan Murali, Jorge A Navas, and Andrew E Santosa. 2012. TRACER: A Symbolic Execution Tool for Verification. In *International Conference on Computer Aided Verification (CAV)*. Springer, 758–766.
- [49] Youngjoon Kim and Jiwon Yoon. 2020. MaxaAFL: Maximizing Code Coverage with a Gradient-Based Optimization Technique. *Electronics* 10, 1 (2020), 11.
- [50] Daniel Kroening and Michael Tautschnig. 2014. CBMC–C bounded model checker. In *International Conference on Tools and Algorithms for the Construction and Analysis of Systems (TACAS)*. 389–391.
- [51] Chris Lattner and Vikram Adve. 2004. LLVM: A Compilation Framework for Lifelong Program Analysis and Transformation. In *International Symposium on Code Generation and Optimization (CGO)*. IEEE, 75–88.

- [52] Hoang M Le. 2019. KLUZZER: Whitebox Fuzzing on top of LLVM. In *Automated Technology for Verification and Analysis (ATVA)*. Springer, 246–252.
- [53] Hoang M Le. 2020. LLVM-based Hybrid Fuzzing with LibKluzzer (Competition Contribution). In *Fundamental Approaches to Software Engineering (FASE)*. Springer, 535–539.
- [54] Caroline Lemieux and Koushik Sen. 2018. Fairfuzz: A Targeted Mutation Strategy for Increasing Greybox Fuzz Testing Coverage. In *Proceedings of the 33rd ACM/IEEE International Conference on Automated Software Engineering (ASE)*. IEEE, 475–485.
- [55] Jun Li, Bodong Zhao, and Chao Zhang. 2018. Fuzzing: a Survey. *Cybersecurity* 1, 1 (2018), 1–13.
- [56] Rundong Li, HongLiang Liang, Liming Liu, Xutong Ma, Rong Qu, Jun Yan, and Jian Zhang. 2020. GTFuzz: Guard Token Directed Grey-Box Fuzzing. In *IEEE 25th Pacific Rim International Symposium on Dependable Computing (PRDC)*. IEEE, 160–170.
- [57] Michaël Marcozzi, Mickaël Delahaye, Sébastien Bardin, Nikolai Kosmatov, and Virgile Prevosto. 2017. Generic and Effective Specification of Structural Test Objectives. In *IEEE International Conference on Software Testing, Verification and Validation (ICST)*. IEEE, 436–441.
- [58] Xianya Mi, Baosheng Wang, Yong Tang, Pengfei Wang, and Bo Yu. 2020. SHFuzz: Selective Hybrid Fuzzing with Branch Scheduling Based on Binary Instrumentation. *Applied Sciences* 10, 16 (2020), 5449.
- [59] Santosh Nagarakatte, Jianzhou Zhao, Milo MK Martin, and Steve Zdancewic. 2009. SoftBound: Highly Compatible and Complete Spatial Memory Safety for C. In *Proceedings of the 30th ACM SIGPLAN Conference on Programming Language Design and Implementation (PLDI)*. ACM, 245–258.
- [60] Aina Niemetz, Mathias Preiner, and Armin Biere. 2014. Boolector 2.0. *J. Satisf. Boolean Model. Comput.* 9, 1 (2014), 53–58.
- [61] Yannic Noller, Rody Kersten, and Corina S Păsăreanu. 2018. Badger: Complexity Analysis with Fuzzing and Symbolic Execution. In *Proceedings of the 27th ACM SIGSOFT International Symposium on Software Testing and Analysis (STA)*. ACM, 322–332.
- [62] Saahil Ognawala, Thomas Hutzelmann, Eirini Psallida, and Alexander Pretschner. 2018. Improving Function Coverage with Munch: A Hybrid Fuzzing and Directed Symbolic Execution Approach. In *Proceedings of the 33rd Annual ACM Symposium on Applied Computing (SAC)*. ACM, 1475–1482.
- [63] Brian S Pak. 2012. *Hybrid Fuzz Testing: Discovering Software Bugs via Fuzzing and Symbolic Execution*. Master’s thesis. School of Computer Science Carnegie Mellon University.
- [64] Corina S Păsăreanu and Neha Rungta. 2010. Symbolic PathFinder: Symbolic Execution of Java Bytecode. In *Proceedings of the IEEE/ACM international conference on Automated software engineering (ASE)*. ACM, 179–180.
- [65] Van-Thuan Pham, Marcel Böhme, Andrew E Santosa, Alexandru Răzvan Căciulescu, and Abhik Roychoudhury. 2019. Smart Greybox Fuzzing. *IEEE Transactions on Software Engineering* 47, 9 (2019), 1980–1997.
- [66] Sanjay Rawat, Vivek Jain, Ashish Kumar, Lucian Cojocar, Cristiano Giuffrida, and Herbert Bos. 2017. VUZZer: Application-Aware Evolutionary Fuzzing. In *Symposium on Network and Distributed System Security (NDSS)*. 1–14.
- [67] Alexandre Rebert, Sang Kil Cha, Thanassis Avgerinos, Jonathan Foote, David Warren, Gustavo Grieco, and David Brumley. 2014. Optimizing Seed Selection for Fuzzing. In *23rd USENIX Security Symposium (USENIX Security 14)*. USENIX Association, 861–875.
- [68] Sasnauskas, Raimondas, Philipp Kaiser, Russ Lucas Jukić, and Klaus Wehrle. 2012. Integration Testing of Protocol Implementations using Symbolic Distributed Execution. In *International Conference on Network Protocols (ICNP)*. IEEE, 1–6.
- [69] Kostya Serebryany. 2015. libFuzzer—a library for coverage-guided fuzz testing. *LLVM project* (2015).
- [70] Song, JaeSeung, Cristian Cadar, and Peter Pietzuch. 2014. SYMBEXNET: Testing Network Protocol Implementations with Symbolic Execution and Rule-Based Specifications. *IEEE Transactions on Software Engineering* 40, 7 (2014), 695–709.
- [71] Dawn Song, David Brumley, Heng Yin, Juan Caballero, Ivan Jager, Min Gyung Kang, Zhenkai Liang, James Newsome, Pongsin Poosankam, and Prateek Saxena. 2008. BitBlaze: A New Approach to Computer Security via Binary Analysis. In *International conference on information systems security (ISS)*. Springer, 1–25.
- [72] Nick Stephens, John Grosen, Christopher Salls, Andrew Dutcher, Ruoyu Wang, Jacopo Corbetta, Yan Shoshitaishvili, Christopher Kruegel, and Giovanni Vigna. 2016. Driller: Augmenting Fuzzing Through Selective Symbolic Execution. In *Network and Distributed System Security Symposium (NDSS)*. 1–16.
- [73] Michael Sutton, Adam Greene, and Pedram Amini. 2007. *Fuzzing: Brute Force Vulnerability Discovery*. Pearson Education.
- [74] Junjie Wang, Bihuan Chen, Lei Wei, and Yang Liu. 2017. Skyfire: Data-Driven Seed Generation for Fuzzing. In *Symposium on Security and Privacy (SP)*. IEEE, 579–594.
- [75] Mingzhe Wang, Jie Liang, Yuanliang Chen, Yu Jiang, Xun Jiao, Han Liu, Xibin Zhao, and Jianguang Sun. 2018. SAFL: Increasing and Accelerating Testing Coverage with Symbolic Execution and Guided Fuzzing. In *Proceedings of the 40th International Conference on Software Engineering : Companion (ICSE-Companion)*. IEEE, 61–64.
- [76] Dianbo Zhang, Jianfei Wang, and Hua Zhang. 2015. Peach improvement on profinet-DCP for industrial control system vulnerability detection. In *2015 2nd International Conference on Electrical, Computer Engineering and Electronics*. Atlantis Press, 1622–1627.

Received 10 May 2022; revised 15 December 2022; accepted 29 January 2023