

JOINT GENERATOR-RANKER LEARNING FOR NATURAL LANGUAGE GENERATION

Weizhou Shen, Yeyun Gong[‡], Yelong Shen^{*}, Song Wang, Xiaojun Quan, Nan Duan, Weizhu Chen

Microsoft

ABSTRACT

Due to exposure bias, most existing natural language generation (NLG) models trained by maximizing the likelihood objective predict poor text results during the inference stage. In this paper, to tackle this problem, we revisit the generate-then-rank framework and propose a joint generator-ranker (JGR) training algorithm for text generation tasks. In JGR, the generator model is trained by maximizing two objectives: the likelihood of the training corpus and the expected reward given by the ranker model. Meanwhile, the ranker model takes input samples from the generator model and learns to distinguish good samples from the generation pool. The generator and ranker models are alternately optimized till convergence. In the empirical study, the proposed JGR model achieves new state-of-the-art performance on five public benchmarks covering three popular generation tasks: summarization, question generation, and response generation. We will make code, data, and models available at <https://github.com/microsoft/AdvNLG>.

1 INTRODUCTION

Most existing NLG models, such as machine translation (Vaswani et al., 2017) and summarization (Lewis et al., 2019), are trained via maximizing log-likelihood objectives. In inference time, they often adopt a decoding strategy such as greedy decoding or beam search. However, previous studies Cohen & Beck (2019); Meister et al. (2020) observed that the top-scored candidate from beam search is often not the best answer with the highest evaluation score.

To address this issue, recent works Liu & Liu (2021); Liu et al. (2021); Li et al. (2022); Ravaut et al. (2022) proposed training a separate ranker model to re-rank multiple candidates sampled from the generator, demonstrating that this generate-then-rank approach can produce better results.

In this paper, we revisit the generate-then-rank pipeline, and propose a novel **J**oint training paradigm of both **G**enerator and **R**anker (JGR) for NLG tasks. Unlike previous works, which train the generator and ranker models in two separate steps, we explore a joint and iterative training algorithm for generator and ranker models. The main motivation for JGR is that the ranker model can provide valuable feedback to the generator model based upon generated candidates, in-turn, creating a better generator.

In previous literature, reinforcement learning-based NLG approaches (Wu et al., 2018; Rennie et al., 2017; Paulus et al., 2018) adopt a similar idea for improving the generator model with feedback rewards. For example, Paulus et al. (2018); Shen et al. (2015) proposed to take evaluation metrics (e.g., BLEU, ROUGE, etc.) as rewards to reinforce generated outputs according to their quality, effectively increasing the likelihood of higher-quality samples. However, as studied in Choshen et al. (2019); Kiegeleland & Kreutzer (2021), previous reinforcement learning (RL) approaches could only achieve marginal improvement over classical maximum likelihood estimation (MLE) training algorithm due to generator models can not produce diverse samples (e.g., peaky distribution over top tokens), thus exploration of other potentially more rewarding outputs will be limited, hampering convergence.

It has been shown recently that transformer-based large-scale pre-trained language models (Lewis et al., 2019; Cobbe et al., 2021) is able to generate very diverse outputs such as AlphaCode (Li et al.,

^{*}Corresponding authors: yegong@microsoft.com, yelong.shen@microsoft.com.

2022), Math Verifier (Cobbe et al., 2021). Therefore, it motivates us to re-explore the generator-ranker learning diagram upon pre-trained language models by utilizing their strong ability of sampling diverse outputs during training. However, it remains a challenge on designing an effective rewarding mechanism to increase the likelihood of good outputs, and punish bad samples; and meanwhile balancing the exploration-exploitation trade-off to encourage the generator model generates high diversity samples.

The JGR proposed in this work consists of a generator module and a ranker module. The ranker module is trained via ranking the candidates sampled by the generator. The generator model takes a combination of the ranking score and the matching score (e.g., BLEU) as the reward for each sample, and trains with policy gradients (Sutton et al., 1999) to help mitigate the exposure bias issue in the teacher-forcing learning. In the end, the generator and ranker models are trained iteratively.

In experiments, we evaluate JGR on five public NLG benchmarks across various domains, including abstractive summarization (Hermann et al., 2015; Narayan et al., 2018), conversational summarization (Gliwa et al., 2019), question generation (Rajpurkar et al., 2016), and dialog (Zhang et al., 2018). The empirical results show that the proposed JGR significantly outperforms the MLE training paradigm by 3 points improvement over ROUGE score on CNN/DailyMail, 3.5 points improvement over BLEU score on PersonaChat, and achieves the new state-of-the-art on these benchmarks.

Moreover, several discoveries can be uncovered from the results. First, the rewards from the ranker work better than the rewards from the direct metrics such as BLEU, but combining them together helps the training become more stable. This simple combination also performs better than popular reinforcement-learning methods. Second, during training, letting the ranker be trained on the candidates generated by the generator exclusively is even better than previous approaches using ground-truth as positive examples. Third, more candidates being sampled during training can lead to a better performance, which is consistent with the findings from data augmentation. Finally, the joint training paradigm helps the generator sample candidates with higher diversity, which in turn contribute to the training.

2 RELATED WORK

2.1 NATURAL LANGUAGE GENERATION

Natural language generation has been widely studied for several years. Wen et al. (2015) propose an RNN-based method, which focuses on spoken dialog systems. Gehring et al. (2016) propose a convolutional neural network for machine translation. In recent years, pre-trained language models based on transformer architecture Vaswani et al. (2017) have achieved significant performance improvement on various NLG tasks. BART (Lewis et al., 2019), ProphetNet (Qi et al., 2020), and T5 (Raffel et al., 2020) have encoder-decoder architecture, and are pre-trained with large scale unlabeled data. GPT2 (Radford et al., 2019) is a decoder only model and UniLM (Dong et al., 2019) is an encoder only model for natural language generation.

Several works introduce reinforcement learning to help the training models in NLG. Rennie et al. (2017); Paulus et al. (2018) introduced the self-critical methods whose reward is the metric score minus the baseline score. The adversarial networks (Goodfellow et al., 2014) are also often applied to NLG in a reinforcement learning-based manner. For example, SeqGAN (Yu et al., 2017) introduced GAN with policy gradients (Sutton et al., 1999) to help improve the quality of the generated text. RankGAN (Lin et al., 2017) changes the discriminator in SeqGAN to a ranker. We discuss the main differences between the above methods and our JGR in detail in Section 3.2.

2.2 GENERATE-THEN-RERANK FRAMEWORK

Generate-then-rerank framework means that when inferencing predictions, the generators first generate some candidate texts, then a ranker is used to rank these candidates and output the final predictions. SimCLS (Liu & Liu, 2021) trained a ranker with contrastive ranking loss. RefSum (Liu et al., 2021) introduces a pre-training then fine-tuning framework. SumRanker (Ravaut et al., 2022) introduces a mixture-of-experts module to the ranker. All the above works are done on text summarization. There are also rankers applied in other areas, such as AlphaCode (Li et al., 2022) for code generation and

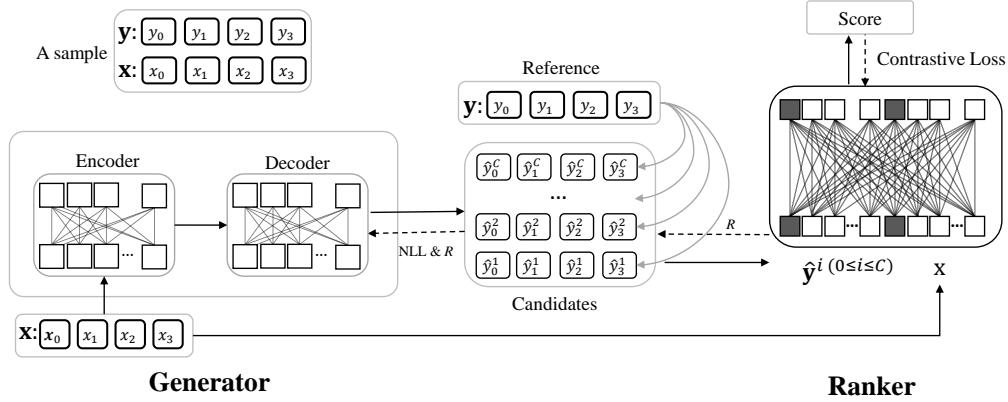


Figure 1: An example to illustrate the generator and ranker in JGR.

Verifier (Cobbe et al., 2021) for the math problem. It is worth noting that none of the above works have introduced the joint training framework.

3 METHODOLOGY

3.1 PRELIMINARIES

In this section, we introduce the basic elements of conditional text generation, including problem definition, model architecture, and model training.

Without loss of generality, we consider taking the Transformer based encoder-decoder model architecture for conditional text generation tasks. Given a text pair (\mathbf{x}, \mathbf{y}) , \mathbf{x} is the input text sequence, \mathbf{y} is the target text sequence. The encoder module encodes \mathbf{x} into tensor representations \mathcal{H}_e through the Transformer model, as in Eqn. 1. We omit the details of the Transformer architecture (Vaswani et al., 2017).

$$\mathcal{H}_e = \mathbf{Encoder}(\mathbf{x}), \quad (1)$$

The decoder module takes tensor representations \mathcal{H}_e as input, and outputs text sequence with auto-regressive mechanism.

$$\hat{\mathbf{y}} \sim \mathbf{Decoder}(\hat{\mathbf{y}}, \mathcal{H}_e) = \prod_{t=1}^{|\hat{\mathbf{y}}|} p(\hat{y}_t | \hat{y}_{<t}, \mathcal{H}_e) \quad (2)$$

For the purpose of simplification, we use $G_\theta(\cdot)$ to indicate the encoder-decoder generation model parameterized by θ , and $p_{G_\theta}(\hat{\mathbf{y}}|\mathbf{x})$ to denote the probability of generating $\hat{\mathbf{y}}$ given \mathbf{x} . Thus, the encoder-decoder sequence generation model is typically trained via minimizing the negative log-likelihood function of the ground-truth target sequence:

$$\mathcal{L}_{\text{NLL}}(\mathbf{x}, \mathbf{y}) = - \sum_{t=1}^{|\mathbf{y}|} \log p_{G_\theta}(y_t | y_{<t}, \mathbf{x}), \quad (3)$$

3.2 JOINT GENERATOR-RANKER

The model architecture of JGR is shown in Figure 1, which consists of an encoder-decoder generation model: generator; and a scoring model: ranker. Figure 1 also illustrates the overall workflow of JGR: a) the generator decodes a set of text samples given the input text; b) the generated text samples are joined with the input text and fed to the ranker model; c) the ranker model is trained to rank text samples according to the contrastive learning objective; d) the ranker model assigns each generated text sample with a reward, which in turn can be used to train the generator.

Let $G_\theta(\cdot)$ and $D_\phi(\cdot)$ denote the generator model and ranker model respectively, in which $G_\theta(\cdot)$ is an encoder-decoder text generation model as we described in section 3.1, and $D_\phi(\cdot)$ is an scoring

model measuring the quality of generated text $\hat{\mathbf{y}}$ given input \mathbf{x} .

$$s_{\hat{\mathbf{y}}} = D_{\phi}([\mathbf{x}, \hat{\mathbf{y}}]) \quad (4)$$

where ranker model takes the concatenation of \mathbf{x} and $\hat{\mathbf{y}}$ as input, and procedure a scalar value $s_{\hat{\mathbf{y}}}$. We then elaborate details on the joint training of generator-ranker models as follows.

Fixed $G_{\theta}(\cdot)$, Train $D_{\phi}(\cdot)$: the ranker model $D_{\phi}(\cdot)$ aims to select the best sample from a candidate set generated by the generator model. Let $\hat{\mathcal{Y}} = \{\hat{\mathbf{y}}^1, \hat{\mathbf{y}}^2, \dots, \hat{\mathbf{y}}^C\}$ be the candidate set sampled by the generator model:

$$\{\hat{\mathbf{y}}^1, \hat{\mathbf{y}}^2, \dots, \hat{\mathbf{y}}^C\} \sim p_{G_{\theta}}(\cdot|\mathbf{x}) \quad (5)$$

For each sample $\hat{\mathbf{y}}^i$ in the candidate set, we compute the matching score (e.g., BLEU or ROUGE) with the ground-truth text \mathbf{y} , which is denoted as $\Delta(\mathbf{y}, \hat{\mathbf{y}}^i)$. Thus, we can rank the samples in the candidate set according to their matching scores. Particularly, let $\hat{\mathbf{y}}^+$ be the text sample with the highest matching score, and $\hat{\mathcal{Y}}^-$ be the negative candidate set with the lowest matching scores. Thus, the ranker model can be trained via minimizing the contrastive loss.

$$\mathcal{L}^{\phi}(\mathbf{x}, \hat{\mathcal{Y}}) = -\log p_{D_{\phi}}(\hat{\mathbf{y}}^+|\hat{\mathcal{Y}}^-, \mathbf{x}), \quad (6)$$

where $p_{D_{\phi}}(\hat{\mathbf{y}}^+|\hat{\mathcal{Y}}^-, \mathbf{x})$ indicates the probability of picking $\hat{\mathbf{y}}^+$ from set $\{\hat{\mathbf{y}}^+\} \cup \hat{\mathcal{Y}}^-$, which is computed through softmax function over ranking scores:

$$p_{D_{\phi}}(\hat{\mathbf{y}}^+|\hat{\mathcal{Y}}^-, \mathbf{x}) = \frac{\exp^{s_{\hat{\mathbf{y}}^+}}}{\exp^{s_{\hat{\mathbf{y}}^+}} + \sum_{\hat{\mathbf{y}}^- \in \hat{\mathcal{Y}}^-} \exp^{s_{\hat{\mathbf{y}}^-}}}, \quad (7)$$

Fixed $D_{\phi}(\cdot)$, Train $G_{\theta}(\cdot)$: the generator model could be trained through two ways of supervision. The first one is \mathcal{L}_{NLL} , which adopts a teacher-forcing training mechanism to minimize the negative log-likelihood loss function over training instances as discussed in section 3.1 (Eqn. 3). The second one is \mathcal{L}_{RL} - a reinforcement learning-based training approach in which the generator model serves as a policy network to generate a list of text samples $\hat{\mathcal{Y}}$ given input \mathbf{x} , and the ranker model assigns a reward to each text sample in $\hat{\mathcal{Y}}$ according to its ranking score. Thus, the generator model can be trained by maximizing (minimizing) expected (negative) reward (Sutton et al., 1999).

$$\mathcal{L}_{\text{RL}} = -\sum_{\hat{\mathbf{y}} \in \hat{\mathcal{Y}}} (\mathcal{R}(\hat{\mathbf{y}}) - b) \sum_t \log p_{G_{\theta}}(\hat{y}_t|\hat{y}_{<t}, \mathbf{x}) \quad (8)$$

where $\mathcal{R}(\hat{\mathbf{y}})$ is the reward for sample $\hat{\mathbf{y}}$, it is computed by mixing the matching score $\Delta(\hat{\mathbf{y}}, \mathbf{y})$ with the ranking score $s_{\hat{\mathbf{y}}}$: $\mathcal{R}(\hat{\mathbf{y}}) = \Delta(\hat{\mathbf{y}}, \mathbf{y}) + s_{\hat{\mathbf{y}}}$, baseline b is applied to reduce the variance in RL training, which is calculated by averaging the rewards of all samples in the candidate set: $b = \sum_{\hat{\mathbf{y}} \in \hat{\mathcal{Y}}} \mathcal{R}(\hat{\mathbf{y}})$.

The overall training loss function for the generator model combines the two: \mathcal{L}_{NLL} and \mathcal{L}_{RL} , which can be obtained by:

$$\mathcal{L}^{\theta}(\mathbf{x}, \hat{\mathcal{Y}}) = \mathcal{L}_{\text{NLL}} + \lambda \mathcal{L}_{\text{RL}} \quad (9)$$

Implementation Details and Discussion: The generator G_{θ} and ranker D_{ϕ} are trained in turn iteratively, so that the ranker model can yield proper ranking scores as the generator’s performance improves progressively during training. Specifically, the entire training procedure of JGR contains three stages: 1) Warming-up- G^0 : the generator model is trained with \mathcal{L}_{NLL} on the training set. 2) Warming-up- D^0 : given the generator model G^0 , the ranker model is trained with contrastive loss objective (in Eqn. 6) on the generator’s outputs. 3) Iterative-Training: given the warmed-up generator G^0 and ranker D^0 , we continue to fine-tune the two models in turn iteratively. The detailed training procedure of JGR is shown in Algorithm 1.

Some previous works, i.e., (Shen et al., 2015; Rennie et al., 2017; Paulus et al., 2018) proposed to use $\Delta(\hat{\mathbf{y}}, \mathbf{y})$ to compute reward $\mathcal{R}(\hat{\mathbf{y}})$ directly which doesn’t combine ranking scores as feedback signals. However, we argue that the ranking score calculated by the ranker model can provide more semantic-relevant information than the matching scores (e.g., BLEU or ROUGE) which are purely based on the surface match. In the ablation study, we also demonstrate that the proposed approach is superior to other configurations in terms of training stability and performance.

Algorithm 1 Joint Training of Generator and Ranker (JGR)

Require: Generator G_θ ; Ranker D_ϕ ; Training data \mathbb{D} .

- 1: Initialize G_θ and D_ϕ from the pre-trained language models.
 - 2: Train the warm-up generator G_θ^0 on \mathbb{D} .
 - 3: Sample candidates with G_θ^0 for each samples in \mathbb{D} .
 - 4: Train the warm-up ranker D_ϕ^0
 - 5: **while** model has not converged **do**
 - 6: **for** training steps A **do**
 - 7: Sample candidates $\hat{\mathcal{Y}} \sim p_{G_\theta}(\cdot|\mathbf{x})$ for each \mathbf{x} in the mini-batch.
 - 8: Select $\hat{\mathbf{y}}^+$ and $\hat{\mathbf{y}}^-$ from $\hat{\mathcal{Y}}$
 - 9: Update parameters of D_ϕ with Eq 6.
 - 10: **end for**
 - 11: **for** training steps B **do**
 - 12: Sample candidates $\hat{\mathcal{Y}} \sim p_{G_\theta}(\cdot|\mathbf{x})$ for each \mathbf{x} in the mini-batch.
 - 13: Compute rewards $\mathcal{R}(\hat{\mathbf{y}})$ for each $\hat{\mathbf{y}} \in \hat{\mathcal{Y}}$.
 - 14: Update parameters of G_θ with Eq 9.
 - 15: **end for**
 - 16: **end while**
-

Another improvement of our proposed JGR compared to the above methods is that JGR allows the generator to sample several i.i.d. candidates at each training step. This improvement makes the reward of a sampled candidate contain contrastive information from the candidates from the same candidate set. Furthermore, it effectively raises the number of diverse chains of probabilities on which the generator can be optimized. Our empirical study also verifies the effect of this improvement.

4 EXPERIMENT

4.1 DATASETS

We evaluate the proposed method on five public available benchmarks: CNN/DailyMail, XSum, SAMSum SQuAD 1.1, and PersonaChat. The statistics of these benchmarks are in Appendix A.

CNN/DailyMail (Hermann et al., 2015) is a benchmark for abstractive summarization. There are two versions: anonymized and non-anonymized. We use the non-anonymized dataset See et al. (2017). The evaluation metrics are Rouge-1, Rouge-2, and Rouge-L¹.

XSum (Narayan et al., 2018) contains 227K online articles collected from the British Broadcasting Corporation (BBC). We follow the data split of Liu et al. (2020). The evaluation metrics are Rouge-1, Rouge-2, and Rouge-L.

SAMSum (Gliwa et al., 2019) is a benchmark for conversational summarization, whose inputs are the concatenation of dialog context. The evaluation metrics are Rouge-1, Rouge-2, and Rouge-L.

SQuAD 1.1 (Rajpurkar et al., 2016) is originally an machine reading comprehension dataset. We follow the data split and pre-processing as done by Du et al. (2017); Zhao et al. (2018); Liu et al. (2020), to make it a question generation dataset, which treats the concatenation of the answer span and article as the input, and the question as the target output. The evaluation metrics are Rouge-L, Bleu-4, and METEOR, whose evaluation scripts are open-sourced by Liu et al. (2020)².

PersonaChat Zhang et al. (2018) contains about 160K utterances. Given the multi-turn conversations and persona profile, the model learns to generate the response. The evaluation metrics are Bleu-1, Bleu-2, and the ratio of distinct unigrams and bigrams in the generated responses (Distinct-1 and Distinct-2)³.

¹We use the python rouge score package: <https://pypi.org/project/rouge-score/> for evaluate on CNN/DailyMail, XSum and SAMSum.

²Evaluation scripts are at https://github.com/microsoft/ProphetNet/tree/master/GLGE_baselines/script/script/evaluate/qg

³Evaluation scripts are at https://github.com/microsoft/ProphetNet/tree/master/GLGE_baselines/script/script/evaluate/personachat

Table 1: Overall results on CNN/DailyMail, XSum and SAMSum. The results with “†” means from our implementation. The results with “*” are the results of backbone models of JGR-G on the corresponding benchmark.

Method	CNN/DailyMail				XSum				SAMSum			
	R-1	R-2	R-L	AVG	R-1	R-2	R-L	AVG	R-1	R-2	R-L	AVG
Lead-3	40.42	17.62	36.67	31.57	16.30	1.60	11.95	9.95	-	-	-	-
PTGEN (See et al., 2017)	36.44	15.66	33.42	28.51	29.70	9.21	23.24	20.72	-	-	-	-
PTGEN-COV (See et al., 2017)	39.53	17.28	36.38	31.06	28.10	8.02	21.72	19.28	-	-	-	-
BART (Lewis et al., 2019)	44.16*	21.28*	40.90*	35.45*	45.14	22.27	37.25	34.89	52.86 [†] *	28.24 [†] *	48.57 [†] *	43.22 [†] *
PEGASUS (Zhang et al., 2020)	44.17	21.47	41.11	35.58	47.21*	24.56*	39.25*	37.00*	51.99 [†]	27.59 [†]	47.56 [†]	42.38 [†]
ProphetNet (Qi et al., 2021)	44.20	21.17	41.30	35.56	44.40	21.30	36.40	34.03	52.62 [†]	27.77 [†]	48.33 [†]	42.91 [†]
GSUM (Dou et al., 2021)	45.94	22.32	42.48	36.91	45.40	21.89	36.67	34.65	-	-	-	-
JGR-G	46.86	23.18	43.74	37.93	47.97	25.19	40.07	37.73	53.85	29.22	49.93	44.33
JGR-R	47.63	23.59	44.50	38.57	49.00	25.80	40.88	38.56	54.30	29.48	50.51	44.76

Table 2: Overall results on SQuAD 1.1. The results with “*” are the results of backbone models of JGR-G on the corresponding benchmark.

	R-L	B-4	MTR
MASS (Song et al., 2019)	50.98	23.14	25.36
BART (Lewis et al., 2019)	51.46*	23.14*	26.56*
UNILM (Dong et al., 2019)	52.04	23.75	25.61
ProphetNet (Qi et al., 2020)	51.50	22.50	26.00
JGR-G	52.79	24.52	26.46
JGR-R	53.57	24.73	26.97

Table 3: Overall results on PersonaChat. The results with “*” are the results of backbone models of JGR-G on the corresponding benchmark.

	B-1	B-2	D-1	D-2
BART (Lewis et al., 2019)	49.9*	40.0*	1.3*	8.0*
PLATO _{w/o latent} (Bao et al., 2020)	40.6	31.5	2.1	12.1
PLATO (Bao et al., 2020)	45.8	35.7	1.2	6.4
ProphetNet (Qi et al., 2020)	46.7	39.0	1.3	7.5
DialogVED (Chen et al., 2022)	48.2	39.9	1.5	9.4
JGR-G	52.5	43.2	1.4	6.2
JGR-R	53.3	43.5	1.5	8.0

4.2 SETTINGS

We use Pegasus-large (Zhang et al., 2020) as the backbone model for the generator in Xsum dataset, and BART-large (Lewis et al., 2019) for other benchmarks. The backbone of the ranker is based on RoBERTa-large (Liu et al., 2019) for all benchmarks. The generator and ranker models are initialized with the off-the-shelf checkpoints⁴.

In the model training, the generator model adopts a nucleus sampling approach to generate the candidate set with temperature = 1.0 and top(p) = 1.0. In inference, we apply beam search decoding strategy with beam size = 16, and length penalty = 1.0; The details of other hyper-parameters (e.g., learning rate and training epochs etc) are listed in Appendix C. The JGR model is implemented based on the open-source Huggingface Transformers framework (Wolf et al., 2020). We conduct experiments on single node of eight 8 NVIDIA A100 GPUs.

4.3 OVERALL RESULTS

Table 1 shows the results of JGR, and the comparison of other baseline methods on summarization tasks including CNN/DailyMail, XSum, and SAMSum. Baseline “Lead-3” is an ad-hoc summarization approach which uses the first three sentences in the article as the summary. “PTGEN” and “PTGEN-COV” are sequence-to-sequence generation methods without pre-training. Other baselines are pre-trained on a large-scale language corpus. “JGR-G” indicates the generator model in JGR, and “JGR-R” is the re-ranking approach which re-ranks the samples generated by the generator model. “R-1”, “R-2”, “R-L”, and “AVG” denote “ROUGE-1”, “ROUGE-2”, “ROUGE-L”, and “AVERAGE”, respectively. As shown in the Table 1, the generator model (JGR-G) itself achieves a considerable performance gain compared with the other baseline models on all three benchmarks, which verifies the effectiveness of the proposed JGR training to obtain a better generator. Moreover, the ranker (JGR-R) achieves the best performance over all baselines.

In Table 2, we compare the performance of JGR with four pre-trained language models (Song et al., 2019; Lewis et al., 2019; Dong et al., 2019; Qi et al., 2020) on SQuAD 1.1, since they have reported the results finetuned and evaluated in the same data split as in Liu et al. (2020). The “R-L”, “B-4”, and “MTR” in the table denote “ROUGE-L”, “BLEU-4”, and “METEOR”, respectively. With a relatively weak backbone model, BART, our JGR-G can still outperform all the compared baselines. And JGR-R can also further improve the results of JGR-G.

⁴RoBERTa: <https://huggingface.co/roberta-large>, BART: <https://huggingface.co/facebook/bart-large>, Pegasus: <https://huggingface.co/google/pegasus-xsum>

Table 3 shows the results of compared methods in persona-based response generation. “B-1”, “B-2”, “D-1”, and “D-2” denote “BLEU-1”, “BLEU-2”, “Distinct-1”, and “Distinct-2”, respectively. As shown in the results, our JGR-G and JGR-R can surpass the baselines significantly on the metrics of BLEU-1 and BLEU-2. However, both JGR-G and JGR-R can only perform the same level of the baselines on Distinct-1 and Distinct-2. We speculate that this phenomenon is because Distinct-1 and Distinct-2 are metrics measuring the global distinctiveness of the predictions, while JGR-R ranks candidates largely based on the feature of individual candidates. Therefore the ranker can hardly rank the candidates considering these metrics, and it can not pass rewards that can help train the generator for these metrics. Another noteworthy phenomenon is that PLATO and DialogVED are the only two language models that pre-trained using a conversational corpus among these baselines, both of which achieved high scores on Distinct-1 and Distinct-2, indicating that the pre-training corpus matters, too.

Table 4: The results of different rankers on CNN/DailyMail and XSum. “Gain” represents the performance gain of ranker compared with the used generator over the average score.

Generator	Ranker	CNN/DailyMail				XSum			
		R-1	R-2	R-L	Gain	R-1	R-2	R-L	Gain
G^0	-	44.16	21.28	40.90	0.00	47.21	24.56	39.25	0.00
G^0	SimCLS	46.67	22.15	43.54	2.00	47.61	24.57	39.44	0.21
G^0	RefSum	45.15	21.70	42.00	0.83	47.45	24.55	39.41	0.14
G^0	SumRanker	46.62	22.39	43.59	2.08	48.12	24.95	40.00	0.69
G^0	D^0	45.54	22.27	42.25	1.24	48.18	25.11	39.99	0.76
JGR-G	-	46.86	23.18	43.74	0.00	47.97	25.19	40.07	0.00
JGR-G	JGR-R	47.63	23.59	44.50	0.64	49.06	25.82	40.97	0.89

4.4 PERFORMANCE OF RANKER

Recently, several works adopt the generate-then-rerank framework, especially on the summarization tasks, such as SimCLS (Liu & Liu, 2021), RefSum (Liu et al., 2021), and SumRanker (Ravaut et al., 2022). We compare the performance of these methods with that of our JGR-R on CNN/DailyMail and XSum. Since all the above methods train the ranker separately with the finetuned BART and PEGASUS as the generator on CNN/DailyMail and PEGASUS, respectively, we only report their results in this setting.

The experimental results are shown in Table 4, where G^0 denotes the base generator, i.e. BART for CNN/DailyMail and PEGASUS for XSum, and D^0 is the warmed-up ranker as described in Section 4.2. Several observations can be seen in the results. First, our JGR can achieve the highest score with the inference pipeline, and the performance brought by our ranker (D^0 and JGR-R) can surpass other rankers on XSum. Second, on CNN/DailyMail, the performance gain brought by JGR-R is not as big as other related methods which introduced some extra modules to their models. This indicates that more efforts can be done in future works to improve the ranker in our JGR. Third, on CNN/DailyMail, after the joint training in JGR, the performance gain brought by the ranker drops. We think this is because as the generator’s performance grows, the probability of good candidates also rises, in consequence, the generator samples candidates that are closer in distribution, causing the ranker to be trained on harder data and thus the performance drops.

4.5 IMPACT OF REWARDS

In this section, we investigate the impact of our designed rewards. We compare different rewards settings on CNN/DailyMail. The compared methods are as follows: 1) **RL** is the conventional self-critical reinforcement-learning method where the rewards are the metric scores of the sampled text minus the scores of the baseline text Rennie et al. (2017); Paulus et al. (2018). 2) **GAN** is the adversarial method that the generator is trained to minimize the expectation in Eq 6, we apply the rewards of $p_{D_\phi}(\hat{y}^+|\hat{Y}, \mathbf{x})$ to all the candidates in \hat{Y} except for \hat{y}^+ . 3) **JGR-G_{only mr}**/**JGR-G_{only rr}** are our JGR where the generator is trained without the rewards from generator/metrics. The standard NLL loss is added in all the compared methods. The results are shown in Table 2.

From the results, we can see that our JGR can outperform RL and GAN significantly, and the performance of GAN is even worse than BART trained with pure NLL loss, indicating that the objective of minimizing the expectation in Eq 6 takes no effect. In addition, both JGR-G_{only mr} and

Figure 2: Results generator trained with different type of rewards on CNN/DailyMail.

	R-1	R-2	R-L	AVG
BART	44.16	21.28	40.90	35.45
RL	44.14	21.20	40.95	35.43
GAN	43.59	20.92	40.34	34.95
JGR-G	46.86	23.18	43.74	37.93
JGR-G _{only mr}	44.35	21.36	41.12	35.61
JGR-G _{only rr}	45.02	21.88	41.72	36.27

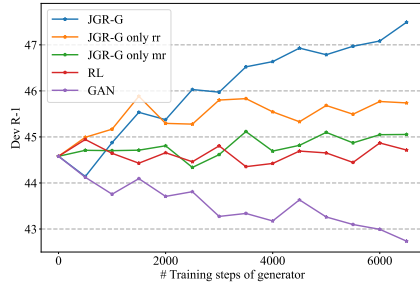


Figure 3: Dev scores for methods with different type of rewards.

JGR-G_{only rr} suffer a performance decline compared to standard JGR-G, and the performance of JGR-G_{only mr} is worse than that of JGR-G_{only rr}, indicating that using rewards from ranker contributes more than using rewards from metrics, and it is better to combine them. In Figure 3, we plot the curves of the dev scores for the compared methods. As illustrated in the figure, among the methods, only the dev score of JGR can ascend stably during training, showing the stability of JGR training compared to RL-based methods.

Table 5: Results of JGR with different candidate picking strategies on CNN/DailyMail.

	Generator				Ranker			
	R-1	R-2	R-L	AVG	R-1	R-2	R-L	AVG
$\hat{y}^+=GT$	45.64	22.27	42.55	36.82	44.20	21.46	41.22	35.63
$C = 2$	44.94	21.89	41.76	36.20	46.44	22.91	43.21	37.52
$C = 4$	45.44	22.19	42.80	36.81	46.70	23.10	43.81	37.87
$C = 6$	46.36	22.77	42.94	37.37	47.32	23.49	44.29	38.37
$C = 8$	46.86	23.18	43.74	39.93	47.63	23.59	44.50	38.57

4.6 CANDIDATE PICKING STRATEGIES

We examine different candidate picking strategies to see how different types and numbers of candidates can affect the performance of JGR. We compare the method that the best candidate \hat{y}^+ is not sampled from the generator, but always the ground-truth label ($\hat{y}^+=GT$), and our standard JGR setting with the number of sampled candidates ranges from 2 to 8 ($C = 2 \sim 8$). The number of sampled candidates for $\hat{y}^+=GT$ is set to 8. We carry out experiments on CNN/DailyMail, with results are shown in Table 5. From the results, we can see that if the best candidate is always the ground-truth, the performance of the generator is not as good as the standard JGR, and the ranker’s performance is even worse than the generator. We think the reason is that the ranker is misled by the inappropriate distribution of candidates where it may always classify the ground truth as the positive candidates, while other candidates sampled by the generator as the negative candidates. As a result, neither the ranker is well-trained, nor it can pass proper rewards to train the generator. For the results with different numbers of candidates, the performance of the generator and ranker in JGR rises as the number of candidates increases. We attribute this to the fact that increasing the number of candidates means that the generator can be optimized on more probabilities from candidates, which is to some extent a way of data augmentation.

4.7 DOES JOINT TRAINING MATTER?

We compare the performance of our JGR and the variant that only trains the generator in JGR while fixing the ranker (JGR_{w/o joint}), to see how the joint training affects our method. We show the results on CNN/DailyMail in Table 6, where we can see that JGR_{w/o joint} is far worse than JGR, and JGR-R_{w/o joint} achieves no performance gain over JGR-G_{w/o joint}. To look in-depth, we analyze the distribution of rewards. We first draw the curves of the Wasserstein distance between ranker rewards and metrics rewards at each training interval for JGR and JGR_{w/o joint}. As illustrated in Figure 4, the Wasserstein distances for JGR are hovering within a range, while the Wasserstein distances for JGR_{w/o joint} are growing extremely high, which means the distribution of ranker rewards and metrics rewards are quite different in JGR_{w/o joint}. Therefore we think that JGR-R_{w/o joint} might not assign the

Table 6: Results of JGR and JGR without joint training.

	Generator				Ranker			
	R-1	R-2	R-L	AVG	R-1	R-2	R-L	AVG
JGR	46.86	23.18	43.74	37.93	47.63	23.59	44.50	38.57
w/o joint	45.02	21.83	42.40	36.42	45.10	21.81	42.47	36.46

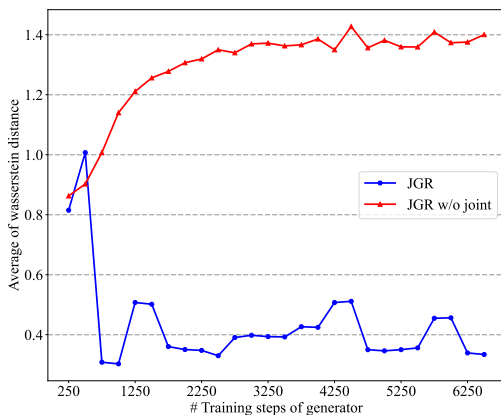


Figure 4: The average of Wasserstein distances between ranker rewards and metrics rewards.

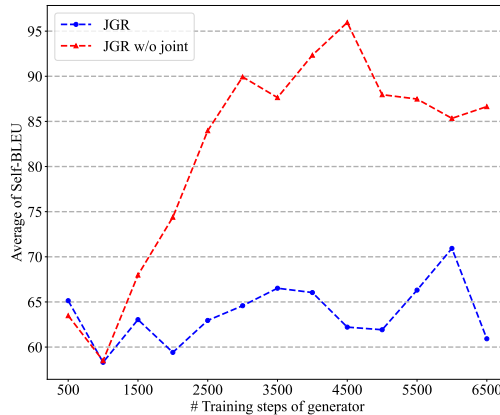


Figure 5: The average of self-BLEU at each training interval.

proper rewards to the sampled candidates, due to it not being jointly trained. We also analyse the diversity of sampled candidates for JGR-G and JGR-G_{w/o joint} during training. We use self-BLEU to measure the diversity of sampled candidates, which is computed as:

$$\text{Self-BLEU}(\hat{\mathcal{Y}}) = \frac{\sum_{\hat{y}^i, \hat{y}^j \in \hat{\mathcal{Y}}; i \neq j} \text{BLEU}(\hat{y}^i, \hat{y}^j)}{C(C-1)} \quad (10)$$

A lower self-BLEU score means a higher diversity of the sampled candidates. We show the curves of the average values of the self-BLEU scores for generated candidates at each training interval in Figure 5. From the figure, we can see that the self-BLEU in JGR_{w/o joint} goes very high soon after the generator is trained 1000 steps, while the same situation never happens in JGR. It indicates that if the ranker is not jointly trained with the generator, the rewards it feeds back to the generator will cause the generator to sample candidates that are more and more similar to each other, which makes training harder for the generator. On the contrary, joint training can erase this phenomenon and help to keep a certain level of diversity in sampled candidates, thus leading to better generator training.

5 CONCLUSION

In this paper, we rethink natural language generation as a generate-then-rerank framework and propose a novel Joint training of Generator and Ranker framework, namely JGR. Both the generator and ranker of our JGR can achieve state-of-the-art results on several benchmarks in the areas of summarization, question generation, and dialog. We also analyze our JGR in several aspects and find that: First, the rewards from the ranker work better than the rewards from the direct metrics such as BLEU, but combining them together helps the training become more stable. This simple combination also performs better than popular reinforcement-learning methods. Second, during training, letting the ranker be trained on the candidates generated by the generator exclusively is even better than previous approaches using ground-truth as positive examples. Third, more candidates being sampled during training can lead to a better performance, which is consistent with the findings from data augmentation. Finally, the joint training paradigm helps the generator sample candidates with higher diversity, which in turn contribute to the training.

REFERENCES

- Siqi Bao, Huang He, Fan Wang, Hua Wu, and Haifeng Wang. PLATO: Pre-trained dialogue generation model with discrete latent variable. In *Proceedings of the 58th Annual Meeting of the Association for Computational Linguistics*, pp. 85–96, Online, July 2020. Association for Computational Linguistics. doi: 10.18653/v1/2020.acl-main.9. URL <https://aclanthology.org/2020.acl-main.9>.
- Wei Chen, Yeyun Gong, Song Wang, Bolun Yao, Weizhen Qi, Zhongyu Wei, Xiaowu Hu, Bartuer Zhou, Yi Mao, Weizhu Chen, Biao Cheng, and Nan Duan. DialogVED: A pre-trained latent variable encoder-decoder model for dialog response generation. In *Proceedings of the 60th Annual Meeting of the Association for Computational Linguistics (Volume 1: Long Papers)*, pp. 4852–4864, Dublin, Ireland, May 2022. Association for Computational Linguistics. doi: 10.18653/v1/2022.acl-long.333. URL <https://aclanthology.org/2022.acl-long.333>.
- Leshem Choshen, Lior Fox, Zohar Aizenbud, and Omri Abend. On the weaknesses of reinforcement learning for neural machine translation. *CoRR*, abs/1907.01752, 2019. URL <http://arxiv.org/abs/1907.01752>.
- Karl Cobbe, Vineet Kosaraju, Mohammad Bavarian, Mark Chen, Heewoo Jun, Lukasz Kaiser, Matthias Plappert, Jerry Tworek, Jacob Hilton, Reiichiro Nakano, Christopher Hesse, and John Schulman. Training verifiers to solve math word problems, 2021. URL <https://arxiv.org/abs/2110.14168>.
- Eldan Cohen and Christopher Beck. Empirical analysis of beam search performance degradation in neural sequence models. In Kamalika Chaudhuri and Ruslan Salakhutdinov (eds.), *Proceedings of the 36th International Conference on Machine Learning*, volume 97 of *Proceedings of Machine Learning Research*, pp. 1290–1299. PMLR, 09–15 Jun 2019. URL <https://proceedings.mlr.press/v97/cohen19a.html>.
- Li Dong, Nan Yang, Wenhui Wang, Furu Wei, Xiaodong Liu, Yu Wang, Jianfeng Gao, Ming Zhou, and Hsiao-Wuen Hon. Unified language model pre-training for natural language understanding and generation. In H. Wallach, H. Larochelle, A. Beygelzimer, F. d'Alché-Buc, E. Fox, and R. Garnett (eds.), *Advances in Neural Information Processing Systems*, volume 32. Curran Associates, Inc., 2019. URL <https://proceedings.neurips.cc/paper/2019/file/c20bb2d9a50d5ac1f713f8b34d9aac5a-Paper.pdf>.
- Zi-Yi Dou, Pengfei Liu, Hiroaki Hayashi, Zhengbao Jiang, and Graham Neubig. GSum: A general framework for guided neural abstractive summarization. In *Proceedings of the 2021 Conference of the North American Chapter of the Association for Computational Linguistics: Human Language Technologies*, pp. 4830–4842, Online, June 2021. Association for Computational Linguistics. doi: 10.18653/v1/2021.naacl-main.384. URL <https://aclanthology.org/2021.naacl-main.384>.
- Xinya Du, Junru Shao, and Claire Cardie. Learning to ask: Neural question generation for reading comprehension. In *Proceedings of the 55th Annual Meeting of the Association for Computational Linguistics (Volume 1: Long Papers)*, pp. 1342–1352, Vancouver, Canada, July 2017. Association for Computational Linguistics. doi: 10.18653/v1/P17-1123. URL <https://www.aclweb.org/anthology/P17-1123>.
- Jonas Gehring, Michael Auli, David Grangier, and Yann N Dauphin. A convolutional encoder model for neural machine translation. *arXiv preprint arXiv:1611.02344*, 2016.
- Bogdan Gliwa, Iwona Mochol, Maciej Biesek, and Aleksander Wawer. Samsun corpus: A human-annotated dialogue dataset for abstractive summarization. In *Proceedings of the 2nd Workshop on New Frontiers in Summarization*, pp. 70–79, 2019.
- Ian Goodfellow, Jean Pouget-Abadie, Mehdi Mirza, Bing Xu, David Warde-Farley, Sherjil Ozair, Aaron Courville, and Yoshua Bengio. Generative adversarial nets. In Z. Ghahramani, M. Welling, C. Cortes, N. Lawrence, and K.Q. Weinberger (eds.), *Advances in Neural Information Processing Systems*, volume 27. Curran Associates, Inc., 2014. URL <https://proceedings.neurips.cc/paper/2014/file/5ca3e9b122f61f8f06494c97b1afccf3-Paper.pdf>.

-
- Karl Moritz Hermann, Tomas Kocisky, Edward Grefenstette, Lasse Espeholt, Will Kay, Mustafa Suleyman, and Phil Blunsom. Teaching machines to read and comprehend. In *Advances in Neural Information Processing Systems 28: Annual Conference on Neural Information Processing Systems 2015, December 7-12, 2015, Montreal, Quebec, Canada*, pp. 1693–1701, 2015. URL <https://proceedings.neurips.cc/paper/2015/hash/afdec7005cc9f14302cd0474fd0f3c96-Abstract.html>.
- Samuel Kiegl and Julia Kreutzer. Revisiting the weaknesses of reinforcement learning for neural machine translation. *CoRR*, abs/2106.08942, 2021. URL <https://arxiv.org/abs/2106.08942>.
- Mike Lewis, Yinhan Liu, Naman Goyal, Marjan Ghazvininejad, Abdelrahman Mohamed, Omer Levy, Ves Stoyanov, and Luke Zettlemoyer. Bart: Denoising sequence-to-sequence pre-training for natural language generation, translation, and comprehension. *arXiv preprint arXiv:1910.13461*, 2019.
- Yujia Li, David Choi, Junyoung Chung, Nate Kushman, Julian Schrittwieser, Rémi Leblond, Tom Eccles, James Keeling, Felix Gimeno, Agustin Dal Lago, Thomas Hubert, Peter Choy, Cyprien de Masson d’Autume, Igor Babuschkin, Xinyun Chen, Po-Sen Huang, Johannes Welbl, Sven Gowal, Alexey Cherepanov, James Molloy, Daniel J. Mankowitz, Esme Sutherland Robson, Pushmeet Kohli, Nando de Freitas, Koray Kavukcuoglu, and Oriol Vinyals. Competition-level code generation with alphacode, 2022.
- Kevin Lin, Dianqi Li, Xiaodong He, Zhengyou Zhang, and Ming-ting Sun. Adversarial ranking for language generation. In I. Guyon, U. Von Luxburg, S. Bengio, H. Wallach, R. Fergus, S. Vishwanathan, and R. Garnett (eds.), *Advances in Neural Information Processing Systems*, volume 30. Curran Associates, Inc., 2017. URL <https://proceedings.neurips.cc/paper/2017/file/bf201d5407a6509fa536afc4b380577e-Paper.pdf>.
- Dayiheng Liu, Yu Yan, Yeyun Gong, Weizhen Qi, Hang Zhang, Jian Jiao, Weizhu Chen, Jie Fu, Linjun Shou, Ming Gong, et al. Glge: A new general language generation evaluation benchmark. *arXiv preprint arXiv:2011.11928*, 2020.
- Yinhan Liu, Myle Ott, Naman Goyal, Jingfei Du, Mandar Joshi, Danqi Chen, Omer Levy, Mike Lewis, Luke Zettlemoyer, and Veselin Stoyanov. Roberta: A robustly optimized bert pretraining approach. *arXiv preprint arXiv:1907.11692*, 2019.
- Yixin Liu and Pengfei Liu. SimCLS: A simple framework for contrastive learning of abstractive summarization. In *Proceedings of the 59th Annual Meeting of the Association for Computational Linguistics and the 11th International Joint Conference on Natural Language Processing (Volume 2: Short Papers)*, pp. 1065–1072, Online, August 2021. Association for Computational Linguistics. doi: 10.18653/v1/2021.acl-short.135. URL <https://aclanthology.org/2021.acl-short.135>.
- Yixin Liu, Zi-Yi Dou, and Pengfei Liu. RefSum: Refactoring neural summarization. In *Proceedings of the 2021 Conference of the North American Chapter of the Association for Computational Linguistics: Human Language Technologies*, pp. 1437–1448, Online, June 2021. Association for Computational Linguistics. doi: 10.18653/v1/2021.naacl-main.113. URL <https://aclanthology.org/2021.naacl-main.113>.
- Clara Meister, Ryan Cotterell, and Tim Vieira. If beam search is the answer, what was the question? In *Proceedings of the 2020 Conference on Empirical Methods in Natural Language Processing (EMNLP)*, pp. 2173–2185, Online, November 2020. Association for Computational Linguistics. doi: 10.18653/v1/2020.emnlp-main.170. URL <https://aclanthology.org/2020.emnlp-main.170>.
- Shashi Narayan, Shay B. Cohen, and Mirella Lapata. Don’t give me the details, just the summary! topic-aware convolutional neural networks for extreme summarization. In *Proceedings of the 2018 Conference on Empirical Methods in Natural Language Processing*, pp. 1797–1807, Brussels, Belgium, October–November 2018. Association for Computational Linguistics. doi: 10.18653/v1/D18-1206. URL <https://www.aclweb.org/anthology/D18-1206>.

-
- Romain Paulus, Caiming Xiong, and Richard Socher. A deep reinforced model for abstractive summarization. In *International Conference on Learning Representations*, 2018. URL <https://openreview.net/forum?id=HkAClQgA->.
- Weizhen Qi, Yu Yan, Yeyun Gong, Dayiheng Liu, Nan Duan, Jiusheng Chen, Ruofei Zhang, and Ming Zhou. Prophetnet: Predicting future n-gram for sequence-to-sequence pre-training. *arXiv preprint arXiv:2001.04063*, 2020.
- Weizhen Qi, Yeyun Gong, Yu Yan, Can Xu, Bolun Yao, Bartuer Zhou, Biao Cheng, Daxin Jiang, Jiusheng Chen, Ruofei Zhang, et al. Prophetnet-x: large-scale pre-training models for english, chinese, multi-lingual, dialog, and code generation. *arXiv preprint arXiv:2104.08006*, 2021.
- Alec Radford, Jeff Wu, Rewon Child, David Luan, Dario Amodei, and Ilya Sutskever. Language models are unsupervised multitask learners. 2019.
- Colin Raffel, Noam Shazeer, Adam Roberts, Katherine Lee, Sharan Narang, Michael Matena, Yanqi Zhou, Wei Li, and Peter J. Liu. Exploring the limits of transfer learning with a unified text-to-text transformer. *Journal of Machine Learning Research*, 21(140):1–67, 2020. URL <http://jmlr.org/papers/v21/20-074.html>.
- Pranav Rajpurkar, Jian Zhang, Konstantin Lopyrev, and Percy Liang. SQuAD: 100,000+ questions for machine comprehension of text. In *Proceedings of the 2016 Conference on Empirical Methods in Natural Language Processing*, pp. 2383–2392, Austin, Texas, November 2016. Association for Computational Linguistics. doi: 10.18653/v1/D16-1264. URL <https://www.aclweb.org/anthology/D16-1264>.
- Mathieu Ravaut, Shafiq Joty, and Nancy F Chen. Summareranker: A multi-task mixture-of-experts re-ranking framework for abstractive summarization. *arXiv preprint arXiv:2203.06569*, 2022.
- Steven J. Rennie, Etienne Marcheret, Youssef Mroueh, Jerret Ross, and Vaibhava Goel. Self-critical sequence training for image captioning. In *2017 IEEE Conference on Computer Vision and Pattern Recognition (CVPR)*, pp. 1179–1195, 2017. doi: 10.1109/CVPR.2017.131.
- Abigail See, Peter J Liu, and Christopher D Manning. Get to the point: Summarization with pointer-generator networks. *arXiv preprint arXiv:1704.04368*, 2017.
- Shiqi Shen, Yong Cheng, Zhongjun He, Wei He, Hua Wu, Maosong Sun, and Yang Liu. Minimum risk training for neural machine translation. *CoRR*, abs/1512.02433, 2015. URL <http://arxiv.org/abs/1512.02433>.
- Kaitao Song, Xu Tan, Tao Qin, Jianfeng Lu, and Tie-Yan Liu. MASS: Masked sequence to sequence pre-training for language generation. In Kamalika Chaudhuri and Ruslan Salakhutdinov (eds.), *Proceedings of the 36th International Conference on Machine Learning*, volume 97 of *Proceedings of Machine Learning Research*, pp. 5926–5936. PMLR, 09–15 Jun 2019. URL <https://proceedings.mlr.press/v97/song19d.html>.
- Richard S Sutton, David McAllester, Satinder Singh, and Yishay Mansour. Policy gradient methods for reinforcement learning with function approximation. In S. Solla, T. Leen, and K. Müller (eds.), *Advances in Neural Information Processing Systems*, volume 12. MIT Press, 1999. URL <https://proceedings.neurips.cc/paper/1999/file/464d828b85b0bed98e80ade0a5c43b0f-Paper.pdf>.
- Ashish Vaswani, Noam Shazeer, Niki Parmar, Jakob Uszkoreit, Llion Jones, Aidan N Gomez, Łukasz Kaiser, and Illia Polosukhin. Attention is all you need. *Advances in neural information processing systems*, 30, 2017.
- Ashwin K. Vijayakumar, Michael Cogswell, Ramprasaath R. Selvaraju, Qing Sun, Stefan Lee, David J. Crandall, and Dhruv Batra. Diverse beam search: Decoding diverse solutions from neural sequence models. *CoRR*, abs/1610.02424, 2016. URL <http://arxiv.org/abs/1610.02424>.
- Tsung-Hsien Wen, Milica Gasic, Nikola Mrksic, Pei-Hao Su, David Vandyke, and Steve Young. Semantically conditioned lstm-based natural language generation for spoken dialogue systems. *arXiv preprint arXiv:1508.01745*, 2015.

-
- Thomas Wolf, Lysandre Debut, Victor Sanh, Julien Chaumond, Clement Delangue, Anthony Moi, Pierric Cistac, Tim Rault, Rémi Louf, Morgan Funtowicz, Joe Davison, Sam Shleifer, Patrick von Platen, Clara Ma, Yacine Jernite, Julien Plu, Canwen Xu, Teven Le Scao, Sylvain Gugger, Mariama Drame, Quentin Lhoest, and Alexander M. Rush. Transformers: State-of-the-art natural language processing. In *Proceedings of the 2020 Conference on Empirical Methods in Natural Language Processing: System Demonstrations*, pp. 38–45, Online, October 2020. Association for Computational Linguistics. URL <https://www.aclweb.org/anthology/2020.emnlp-demos.6>.
- Lijun Wu, Fei Tian, Tao Qin, Jianhuang Lai, and Tie-Yan Liu. A study of reinforcement learning for neural machine translation. In *Proceedings of the 2018 Conference on Empirical Methods in Natural Language Processing*, pp. 3612–3621, Brussels, Belgium, October–November 2018. Association for Computational Linguistics. doi: 10.18653/v1/D18-1397. URL <https://aclanthology.org/D18-1397>.
- Lantao Yu, Weinan Zhang, Jun Wang, and Yong Yu. Seqgan: Sequence generative adversarial nets with policy gradient. *Proceedings of the AAAI Conference on Artificial Intelligence*, 31(1), Feb. 2017. doi: 10.1609/aaai.v31i1.10804. URL <https://ojs.aaai.org/index.php/AAAI/article/view/10804>.
- Jingqing Zhang, Yao Zhao, Mohammad Saleh, and Peter Liu. PEGASUS: Pre-training with extracted gap-sentences for abstractive summarization. In Hal Daumé III and Aarti Singh (eds.), *Proceedings of the 37th International Conference on Machine Learning*, volume 119 of *Proceedings of Machine Learning Research*, pp. 11328–11339. PMLR, 13–18 Jul 2020. URL <https://proceedings.mlr.press/v119/zhang20ae.html>.
- Saizheng Zhang, Emily Dinan, Jack Urbanek, Arthur Szlam, Douwe Kiela, and Jason Weston. Personalizing dialogue agents: I have a dog, do you have pets too? In *Proceedings of the 56th Annual Meeting of the Association for Computational Linguistics (Volume 1: Long Papers)*, pp. 2204–2213, Melbourne, Australia, July 2018. Association for Computational Linguistics. doi: 10.18653/v1/P18-1205. URL <https://www.aclweb.org/anthology/P18-1205>.
- Yao Zhao, Xiaochuan Ni, Yuanyuan Ding, and Qifa Ke. Paragraph-level neural question generation with maxout pointer and gated self-attention networks. In *Proceedings of the 2018 Conference on Empirical Methods in Natural Language Processing*, pp. 3901–3910, Brussels, Belgium, October–November 2018. Association for Computational Linguistics. doi: 10.18653/v1/D18-1424. URL <https://www.aclweb.org/anthology/D18-1424>.

A STATISTICS OF THE BENCHMARKS

Table 7: The statistics of the benchmarks. $|\text{Src.}|$ means the average number of tokens for each source input. $|\text{Tgt.}|$ means the average number of tokens for each target text.

Benchmark	$ \text{Train} $	$ \text{Dev} $	$ \text{Test} $	$ \text{Src.} $	$ \text{Tgt.} $
CNN/DailyMail	287,113	13,368	11,490	822.3	57.9
XSum	204,017	11,327	11,333	258.5	21.1
SAMSum	14,731	818	819	124.1	23.4
SQuAD 1.1	75,722	10,570	11,877	149.4	11.5
PersonaChat	122,499	14,602	14,056	120.8	11.8

B DECODING STRATEGIES

We study the impact of different decoding strategies during inference. Two decoding strategies are compared, namely beam search and group beam search (Vijayakumar et al., 2016). We also compare different beam sizes. The results of ROUGE-1 score with beam search on CNN/DailyMail is shown in Figure 6.

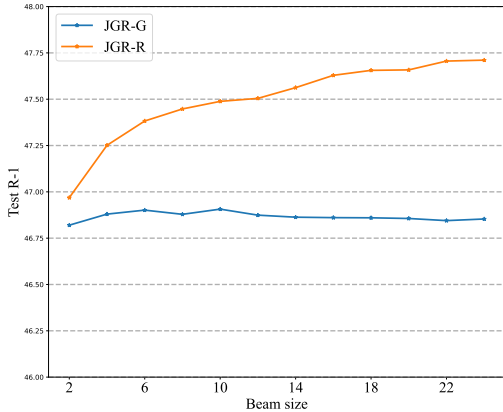


Figure 6: ROUGE-1 score using beam search with different on CNN/DailyMail test set.

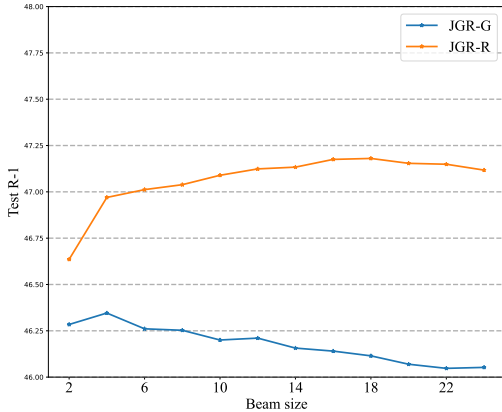


Figure 7: ROUGE-1 score using diverse beam search with different on CNN/DailyMail test set.

As shown in Figure 6, increasing the beam size does not contribute to the performance of JGR-G when using normal beam search. However, the performance of JGR-R can rise as the beam size increases. This indicates that increasing the beam size can raise the probability of JGR-R to rank a better candidate to the top among all the candidates decoded by JGR-G.

Figure 7 shows the results with diverse beam search. Firstly we can find that with diverse beam search the JGR system can not achieve the comparable results with JGR using normal beam search, and the the performance of JGR-G begins to drop when beam size exceeds 4. We can still observe that the performance of JGR-R rises as the beam size increases. However, since the performance of JGR-G keeps declining, the performance ascent of JGR-R is not as significant as that of JGR-R with normal beam search.

C HYPER-PARAMETERS OF FINE-TUNING ON BENCHMARKS.

The hyper-parameters for our JGR on each benchmark are shown in Table 8.

	CNN/DailyMain	XSum	SAMSum	SQuAD 1.1	PersonaChat
	Warming-up G^0				
# Epochs	5	-	5	20	5
Learning rate	5e-5	-	5e-5	5e-5	5e-5
Batch size	96	-	128	96	96
Max source length	1024	-	1024	600	700
Max target length	100	-	100	65	70
	Warming-up D^0				
# Epochs	3	6	20	3	3
Learning rate	1e-5	1e-5	1e-5	1e-5	1e-5
Warm-up ratio/steps	0.2	500 steps	500 steps	0.2	0.3
Batch size	64	64	64	64	32
Max source length	512	512	512	500	500
# Candidates sampled for G^0				16	
# Negative candidates				2	
Metrics to pick candidates	0.02(R-1)+0.05(R-2)+0.025(R-L)			0.02(R-L)+0.04(B-4)+0.04(MTR)	0.02(B-1)+0.025(B-2)
	JGR training				
# Epochs	3	6	10	3	3
# JGR-R steps per iteration	500	798 (0.25 epochs)	231 steps (1 epoch)	250	500
# JGR-G steps per iteration	500	798 (0.25 epochs)	231 steps (1 epoch)	250	500
JGR-R learning rate	5e-5	3e-5	1e-5	5e-5	5e-5
JGR-G learning rate	1e-5	5e-6	5e-6	1e-5	1e-5
Batch size	64	64	64	32	64
# Candidates sampled for JGR-R				16	
# Negative candidates for JGR-R				2	
# Candidates sampled for JGR-G				8	
Beam size when inference				16	
Metrics to pick candidates	0.02(R-1)+0.05(R-2)+0.025(R-L)			0.02(R-L)+0.04(B-4)+0.04(MTR)	0.02(B-1)+0.025(B-2)
Metrics rewards	0.02(R-1)+0.05(R-2)+0.025(R-L)			0.02(R-L)+0.04(B-4)+0.04(MTR)	0.02(B-1)+0.025(B-2)

Table 8: The hyper-parameters of JGR on each benchmark. We did not fine-tune our own G^0 on XSum, instead we use the off-the-shelf PEGASUS-Xsum as G^0 .