

Zenix: Efficient Execution of Bulky Serverless Applications

Zhiyuan Guo Zachary Blanco Junda Chen Jinmou Li Zerui Wei
Bili Dong Ishaan Pota[§] Mohammad Shahrada* Harry Xu[§] Yiyang Zhang

UC San Diego

*University of British Columbia

§UC Los Angeles

Abstract

Serverless computing, commonly offered as Function-as-a-Service, was initially designed for small, lean applications. However, there has been an increasing desire to run larger, more complex applications (what we call *bulky* applications) in a serverless manner. Existing strategies for enabling such applications are to either increase function sizes or to rewrite applications as DAGs of functions. These approaches cause significant resource wastage, manual efforts, and/or performance overhead.

We argue that the root cause of these issues is today’s function-centric serverless model, where a function is the resource allocation and scaling unit. We propose a new, resource-centric serverless-computing model for executing bulky applications in a resource- and performance-efficient way, and we build the Zenix serverless platform following this model. Our results show that Zenix reduces resource consumption by up to 90% compared to today’s function-centric serverless systems, while improving performance by up to 64%.

1 Introduction

Serverless computing, commonly offered as Function-as-a-Service (FaaS), is a cloud service that allows users to deploy and execute their applications without managing servers. Serverless computing has gained tremendous popularity in the past few years thanks to its benefit of minimal IT burdens, pay-per-use pricing, and automatic scaling (auto-scaling) [21, 33].

Initially, serverless computing was designed for running short, small-scale functions like simple HTML serving. In recent years, there has been an increasing desire to run large, complex applications such as video processing [13, 32], scientific computing [55, 74], machine-learning tasks [12, 20, 50], data analytics [11, 27], and relational databases [10, 36] on serverless, as these applications are also event-triggered and can benefit from pay-per-use pricing, auto-scaling, and reduced IT burdens. These applications 1) exhibit resource usage variations across different phases of computation, 2) require different amounts of resources with different inputs, and 3) run

longer or consume more memory than function size limits. In this paper, we call applications that have one or more of these features *bulky applications*. Today’s practice to run bulky applications in the serverless style is to manually split or rewrite a program as a set of functions, by using a storage layer like S3 or in-memory storage to share data and communicate across functions [45, 53, 63, 66, 79, 83], and by expressing functions in an application as a DAG with an orchestration layer [2, 6]. Meanwhile, to respond to the increasing need for running bulky applications, AWS Lambda, AWS’s FaaS service, has increased its per-function resource limit from 3,008 MB to 10 GB and a maximum run time from 5 minutes to 15 minutes in 2020 [15].

We argue that the two practices today (manual splitting of applications and increasing function sizes) have fundamental limitations that prevent the wider adoption of serverless computing for bulky applications.

On the one hand, today’s function-centric serverless frameworks like FaaS have two fundamental resource-efficiency issues, and running bulky applications with increased function sizes will only result in more resource wastage. First, today’s serverless systems allocate all resources for a function when it starts; this amount stays the same during the function’s execution. However, bulky applications usually have different resource consumption phases during their execution (*e.g.*, reading compressed images, decompressing them, and detecting faces in them). Second, a function’s size is fixed across invocations in today’s serverless offerings. Yet, different inputs to a function could result in different resource requirements [17, 53], which is more likely to happen with bulky applications. This lack of elasticity results in resource wastage or, in the worst case, function failure if an invocation exceeds the resource reservation.

On the other hand, manually porting applications into DAGs of functions heavily burdens developers, as they need to split existing programs manually and repeatedly test that each split piece fits within a function’s resource limit. Moreover, manually generated DAGs could be resource-inefficient, as programmer-determined application splitting could be too fine-

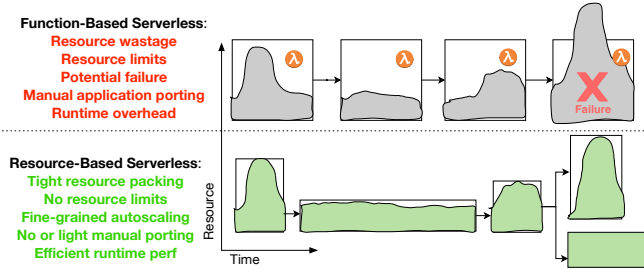


Figure 1: Function- vs. Resource-Based Serverless Computing.

grained, resulting in huge function-communication/startup overhead, or too coarse-grained, resulting in resource wastage within a function.

Our key observation is that these limitations are caused by today’s *function-centric* serverless model, where a function is the unit of resource allocation and scaling. This model works well when applications are small but would cause significant resource wastage and manual efforts when applications become larger and bulkier.

We propose a *resource-centric* serverless model for bulky applications by allocating and scaling computing resources according to an application’s *internal* resource needs, as shown in Figure 1. Following this model, we build **Zenix**, a serverless-computing framework for resource- and performance-efficient execution of bulky applications. Zenix includes a profiler, a compiler, and a runtime system, as shown in Figure 2. Users deploy their applications as original programs with optional annotations; they do not need to set any resource size but can optionally cap the maximum they are willing to pay.

At the core of Zenix is the concept of resource-centric computing graph, or *resource graph*, which captures the internal resource requirements and their relationships of an application. Nodes in a resource graph represent either a piece of application code with stable CPU usage (*i.e.*, a *compute component*) or one or more data objects with similar lifetime (*i.e.*, a *data component*). A component can trigger, access, or communicate with other components, and these relationships form the edges of a resource graph.

Zenix captures resource graphs based on an application’s historical executions. It performs lightweight profiling on sampled user invocations to capture the resource usage of code ranges and data object sizes, based on which we generate the resource graph of an application with the Zenix program analyzer and compiler. Zenix captures the per-component peak resource usage for all user runs, which we use to set the expected size of each component.

Executing captured resource graphs in a resource-efficient and performance-efficient way presents several challenges: 1) To provide generic support for bulky applications, we impose no size limit on any component in a resource graph. Thus, a component can exceed a server’s available resources. 2) The best way to execute a resource graph depends on the cluster resource availability. For example, components can be co-

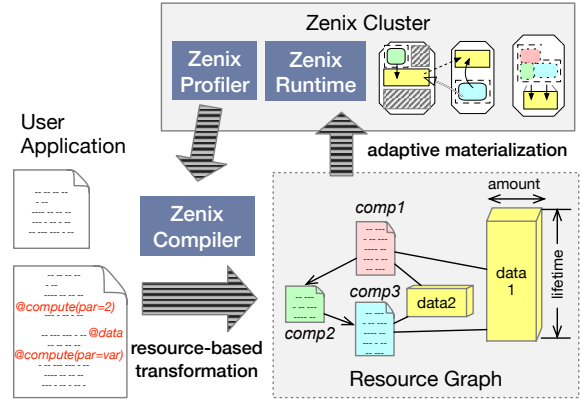


Figure 2: Overall Workflow and Zenix Components.

scheduled on the same server when resources are ample. 3) As our profiling results are from past sampling runs, a future run can have inputs not profiled before. Thus, our generated resource graphs may diverge from the actual application resource needs.

To confront these challenges, we propose the *adaptive materialization* of resource graphs by forming an *execution graph* based on an application’s resource graph, the runtime resource availability, and each invocation’s actual resource demands. Zenix schedules a compute component and its accessed data components in a single server whenever possible and expresses all data accesses as native memory instructions. If the server has enough resources for running the subsequent compute components, these components will execute in the same process as the previous component, avoiding the overhead of any execution environment launch time. In resource-constraint scenarios, Zenix would schedule data components away from compute components and transparently orchestrate data accesses via network communication. For large data components, Zenix may also allocate multiple memory regions from multiple servers. Furthermore, to handle resource demands that diverge from previous profiling results, Zenix dynamically adds physical resources to a component on demand.

The efficient execution of the above adaptive materialization policies requires good run-time support at different layers. At the scheduling layer, Zenix employs a two-level scheduler architecture with our proposed *just-in-time* scheduling, which makes materialization decisions of a component and launches it when its previous component is running. For compute components, Zenix performs automatic CPU and memory scaling in an on-demand and transparent fashion. For data accesses and data components, Zenix compiles a native and an API-based remote version for the Zenix scheduler to choose between quickly, and we allocate local or remote memory space in an adaptive and auto-scaled way. For network communication, we propose a new control plane for fast connection establishment in a serverless style. Finally, Zenix handles failure by partial re-execution of failed components and consistency by providing synchronization primitives.

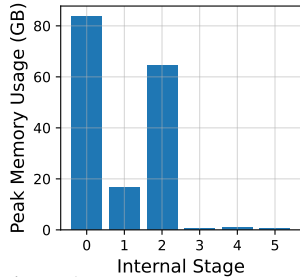


Figure 3: **Memory Requirements of Internal Stages** of the TPC-DS Query 95 with 100 GB data.

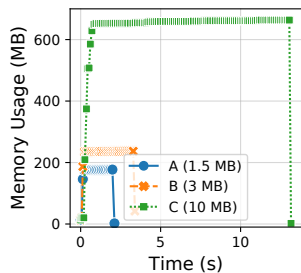


Figure 4: **Resource usage with different inputs**. Running MP4 add watermark [25].

Altogether, resource graphs allow the Zenix runtime to have prior knowledge of component relationships and their estimated sizes, with which it can make good locality-based scheduling decisions. Adaptive materialization allows for Zenix to adjust to runtime cluster environment and application resource needs. Our designs at different layers of Zenix enable the efficient execution of these ideas. We evaluate Zenix with a set of microbenchmarks and three real-world applications: a primitive machine-learning training task, data analytics queries from the TPC-DS benchmark, and video processing pipelines. We compared Zenix to OpenWhisk, PyWren [39], ExCamera plus gg [31, 32], AWS Lambda, AWS Step Functions [6], Orion [47], and single-VM executions. Our machine-learning results show that Zenix reduces resource consumption by 40% to 84% compared to OpenWhisk while only adding 1.3% performance overhead. Our TPC-DS results show that Zenix reduces resource consumption by 73% to 85% and improves performance by 54% to 64% compared to PyWren. Our video process results show that Zenix reduces resource consumption by 33% to 90% and improves performance by 33% to 47% compared to gg on Openwhisk.

We will make Zenix publicly available soon.

2 Motivation and Related Works

2.1 Serverless Application Trends

Serverless applications are becoming increasingly more complex. A study of open-source serverless projects has identified 31% of surveyed applications having workflow structures [30]. The popularity of serverless DAGs at Azure witnessed a 6× increase from 2019 to 2022 [48]. Meanwhile, applications that traditionally run in VMs, such as databases, are seeing serverless options [36]; they consume more resources or run longer than traditional serverless applications.

As applications get more complex and larger, they exhibit different computation phases that often have different resource requirements. For example, as shown in Figure 3, the TPC-DS [62] data-analytics benchmark’s query 95 includes five internal stages. They demand drastically different amounts of memory. As another example, we measure the resource demands of a logistic-regression-based training application [20].

Its highest and lowest memory usage phases differ by 15.5 times. Other applications like machine learning, video/image processing workflows, and scientific computing also exhibit resource-consumption variations within one execution, and there have been efforts to add serverless support for each of these domains.

Another trend of serverless applications is that the resource consumption of many depends on their inputs, as reported in recent studies [29, 51, 53]. Figure 4 shows the memory usage of a watermark video processing function from [25]. We invoke the function with three input videos of 1.5, 3, and 10 MB, and the function consumes different amounts of memory for these inputs. We observe similar input-dependent resource features in data analytics (exhibiting 33× resource size differences with the TCP-DS benchmark when dataset sizes grow by 10×, video transcoding (94× differences when video changes from 240P to 4K), and machine learning training (3× differences when input size grows from 12 MB to 44 MB).

2.2 Serverless Functions and Limitations

Existing serverless computing solutions mainly follow the function model, where applications execute as functions with a particular size (CPU, memory) chosen by the user, an automated tool, or the provider.

Resource wastage. A Nov 2023 serverless characterization study from a public serverless provider reports more than 90% CPU wastage for 60% of invocations and 80% memory wastage for around 50% of functions [40]. The resource inefficiency of today’s function-centric serverless computing stems from several factors, and they cause more severe problems when executing bulky applications.

First, all resources for a function are allocated in the beginning and released at the end of the function’s execution. This causes resource wastage because bulky applications often have different phases of resource usage. Second, the same size is used for all a function’s invocations. If a user picks an average size, then the function’s execution will fail when the function’s actual size exceeds the selected size. Alternatively, if the user chooses the peak size, then there will be resource wastage during non-peak invocations.

Besides these two main issues, today’s FaaS providers like AWS Lambda offer fixed, limited sets of function CPU-to-memory ratios [7, 14], but workloads can have arbitrary CPU-to-memory ratios [17], causing CPU or memory wastage even with optimized selection of function sizes [5, 8, 29, 56].

Overall, although increasing function size could enable larger applications to run on FaaS, the above limitations will only cause more resource wastage with large function sizes.

Function resource tuning. Research works and tools [5, 8, 29] to find function sizes that save users’ costs in public cloud serverless services like AWS Lambda. A recent work, Orion [47], improves the prior state of the art by using execution time distribution history to optimize function sizes. All

these works are still confined by the function model and all its limitations, as discussed above. For example, Orion selects an optimal size for a function but has to use the same size throughout the function’s entire execution and for all invocations of the function. Zenix avoids such limitations altogether by moving to the resource-based serverless model.

2.3 Function DAGs and State Management

Bulky applications usually have more complex, longer computation and/or larger data. We discuss existing approaches for enabling them on size-limited functions and their limitations.

Serverless DAGs. Several serverless frameworks like Durable Functions [19], AWS Step Function [6], and OpenWhisk Composer [3] let users express their applications as a *static* DAG of functions. Kappa [87] is a continuation-based programming model for long-running applications to work beyond function timeouts by splitting programs into fine-grained pieces based on user-specified continuation. These systems’ main goal is to enable applications to run beyond a single function’s size limits; they execute applications according to the statically written DAGs regardless of runtime resource needs or availability. Differently, Zenix decomposes applications based on their resource features; it adaptively materializes the generated resource graphs according to runtime resource needs and availability. Moreover, unlike function DAGs, Zenix does not limit component sizes.

Intermediate state management. Apart from longer, more complex computation, bulky applications often have the need to access larger amounts of data, or *intermediate state*, during their computation. Research works on stateful serverless computing like Cloudburst [79], Pocket [45], and many more [53, 63, 66, 83] allows serverless functions to have fast access to an intermediate storage pool. These systems usually assume a storage pool to be running throughout function execution with peak data usage provisioned, thereby leading to resource wastage. Moreover, functions always access the intermediate storage pool over the network in these systems. Differently, Zenix auto-scales its data components and lets compute components access data components via native memory accesses whenever possible.

2.4 Domain-Specific Serverless

Apart from generic serverless frameworks, there has been a body of domain-specific works for enabling various application domains to run in the serverless style [10–13, 20, 31, 32, 36, 39, 50, 60, 86]. For example, PyWren [39] is a service that offers Python map primitives on functions. Others have used this platform to build specialized solutions for data analytics [27, 86] and linear algebra [75]. gg [31] is a platform for building burst parallel applications and mapping them to serverless functions. ExCamera [32] and Sprocket [13] are frameworks that customize video processing on functions.

Starling [60] is a query execution engine running on functions. Building these frameworks requires significant manual efforts for each application domain. They also inherit all the function-based resource-wastage issues. Differently, Zenix is a generic solution focusing on both resource and performance efficiency.

Besides research works, there are also commercial domain-specific serverless offerings [10–12, 27, 36, 50]. Unfortunately, no public information about their internals is available. From their pricing information, many are still following the function model. Thus, we suspect they also inherit the resource wastage issues of function-based serverless.

2.5 Resource Disaggregation and Migration

We now discuss two techniques for reducing resource wastage, resource disaggregation and execution migration, and why they are insufficient for bulky serverless computing.

Resource disaggregation. Over the past few years, there have been a host of research works to disaggregate memory from computation for resource saving [9, 34, 35, 46, 58, 70, 73, 82]. A seemingly feasible approach to enable resource-efficient serverless computing for bulky applications is to run serverless applications on a disaggregated system. This approach is insufficient because of the following reasons. First, unlike Zenix, existing disaggregation systems do not autoscale memory or compute resources for different application invocations or execution phases, resulting in resource wastage. Second, disaggregation systems assume an architecture where compute nodes have insufficient memory and have to make remote data accesses for running applications, either explicitly [35, 70] or via swapping [9, 34]. Zenix executes on a generic server cluster, where resource availability on a server varies over time. By decomposing applications according to their internal resource usages, Zenix co-locates compute and memory components whenever possible to entirely avoid network communication. Finally, existing disaggregation systems focus on optimizing data-path performance, but control-path performance is critical in a serverless setting where functions (or components in Zenix) can be frequently invoked. We design our scheduler and network stacks to minimize or hide control-path overhead.

Migration-based approaches. One potential way for adapting to applications’ internal resource phase changes is to migrate a running container [1] or other execution units [23, 49, 54, 57] to another server when the current server runs out of resources. However, live migration incurs significant run-time performance overhead for bulky applications, as they usually occupy large amounts of memory. Moreover, when an application’s resources grow in steps, a migration-based solution would need to either migrate at every step of the growth or migrate once but set the new allocation to accommodate the potential peak resource usage, causing significant performance overhead or resource wastage. Recently, Nu [69], proposes to decompose a process into smaller proplets, each having a non-shared heap space, while shared data is read-only and

replicated across servers. Even though the migration of proplets is lightweight, Nu has two major drawbacks if applied to serverless computing apart from the common migration drawbacks discussed above: 1) by replicating shared data on all servers, Nu would cause significant resource wastage; 2) proplets cannot write to shared data, which limits the type of applications Nu can support.

3 Resource Graph and Its Generation

This section describes how Zenix generates resource graphs from users' deployed application programs.

3.1 Application Deployment

To use Zenix, users submit their application programs and specify the triggering events of their application. Setting resource sizes or manually splitting applications to fit resource boundaries is unnecessary, but users can cap total resources according to their willingness to pay. Optionally, they can use our two provided keywords to annotate their programs: `@compute (par= K)` indicating code locations that may have resource usage changes and be candidates for compute components with an optional marking for K level of parallelism, and `@data` indicating large objects that are candidates for data components. Users can also deploy their programs without annotation, in which case Zenix inserts `@compute (par=1)` at every function boundary and `@data` at every allocation site.

3.2 Resource Graph

Zenix models an application as a *resource graph* containing compute and data components. Each compute component is a code segment from a user program that has a relatively stable CPU utilization and the same level of parallelism, while boundaries of compute components are where these values change. A data component includes one or multiple data objects that have similar lifetimes. As there can be many objects in a program but only large objects contribute to main resource usage, we only consider large objects as candidates for data components to reduce complexity. Additionally, objects that are shared across different compute components are also packed as data components, as Zenix runtime system may need to schedule them remotely. A compute component can trigger one or more compute components based on the application's control flow (directed edges in Figure 2); it can also access one or more data components (non-directed edges).

Resource graph captures resource consumption patterns of an application from its execution history. As serverless applications are expected to be triggered many times, we have plenty of chances to capture this history. The captured history enables the Zenix runtime to be *proactive* in scheduling and launching resources for each stage in a bulky application. In contrast, existing approaches either *reactively* respond to load changes,

which incurs performance overhead for environment startup time, or preserve resources and pre-launch environments for the entire application, which causes resource wastage.

3.3 Resource Graph Generation

Zenix uses a combination of profiling, program analysis, and compiling to generate resource graphs from user-deployed programs. To capture component formation and relationships, we sample user runs to perform lightweight profiling. If we see different profiling results from previous ones, we generate a new resource graph by compiling user programs. We collect per-component resource usage (peak memory and CPU size) for each run, which has negligible overhead but is crucial in helping Zenix determine component size. For the first run of an application, we execute it in units given by user annotations or our inserted annotations and a default size for each component, and we always profile the first run.

Profiling. We execute each profiling run with a coarse-grained, lightweight profiler that only adds 0.4% to 0.7% performance overhead from our evaluation. We identify the largest heap allocation sites (*e.g.*, the top 10% largest objects or objects larger than a threshold) and capture their sizes and lifetime. We also capture the sizes of all objects annotated by users with `@data`. Additionally, we measure the average CPU utilization of user-specified or our generated `@compute` code ranges.

Determining graph components. From the profiling results, we group neighboring `@compute` code ranges when they have similar CPU utilization. The grouped code ranges become a compute component, with an estimated CPU utilization set as profiled. We pack multiple data objects into one data component if their lifetime is similar, and we perform program analysis to determine which compute components access these data objects. Additionally, we perform program analysis to identify the shared objects across compute components, which we separate as data components. We connect compute components with the directed edges according to program flows, and we connect compute components with data components that they access using non-directed edges. After we acquire the resource graph for each profiling run, we unify all graphs by finding the finest splitting way across graphs. For example, suppose one profiling run results in the code split at lines 10 and 30, and another splits at line 20. We merge them by splitting at lines 10, 20, and 30. This combining method could lead to more components. Thanks to Zenix's efficient component launching (§4.1.1), locality-based scheduling (§4.1.2), and scalable scheduler (§4.1.1), it works well in practice.

Compiling. After acquiring the combined resource graph, we generate its corresponding programs with our compiler. As will be discussed in §4.1.2, Zenix dynamically determines the execution method for components in a resource graph. For Zenix to quickly choose an appropriate execution method, we compile two different versions of data accesses for each pair of a compute component and its accessed data component at

offline time. The first version assumes that the data component is local to the compute component, and we compile the accesses as native memory instructions. The second version allows a data component to be placed on a different server from the compute component accessing it. For this version, we analyze the user program to identify all accesses to objects in the data component and replace these accesses with data-access APIs provided by the Zenix library. However, turning every memory access to a library call would incur high runtime performance overhead. To reduce this overhead, we adopt the Mira [35] approach of batching accesses to multiple fields in a data structure as one API call of a larger range. Mira explores more compiler optimizations for remote memory access; we leave exploring these optimizations for future work.

Determining component sizes. We associate two values with each component in a resource graph: an *initial* size and an *incremental* size, indicating to the Zenix runtime what size to allocate initially and to grow for each on-demand auto-scaling. A bigger initial size and a bigger incremental size could improve performance by reducing the number for on-demand scaling but potentially more resource wastage. Zenix estimates an initial and incremental size by balancing the trade-off between performance and resource utilization. Specifically, Zenix collects each component’s peak resource usage for all invocations. Based on weighted historical component resource usages (higher weights for recent history), Zenix sets initial and incremental sizes by minimizing performance overhead as long as resource wastage is less than a configurable $K\%$.

Input adaptation. Our history- and sampling-based profiling follows the practices of prior profiling-guided-optimization (PGO) research works [16, 35, 37, 41–44, 78] and production systems [22, 59, 65] that have been shown to work well in practice and in our evaluation. Nonetheless, a new invocation with previously unseen inputs can diverge from history-based resource graphs. To solve this problem, the Zenix runtime system auto-scales all components on demand (§4.1.2). Thus, we can always execute an application correctly without failure.

4 Zenix Runtime System

This section discusses how the Zenix runtime system schedules and executes an application’s invocation by adaptively materializing its resource graph based on the cluster resource availability using pre-compiled binaries. Figure 5 illustrates the overall architecture of Zenix’s runtime system. Each rack has a *rack-level scheduler* for scheduling tasks within a rack, and the entire cluster has one *global scheduler* for assigning coarse-grained tasks to rack-level schedulers. Each server has a *memory controller* for data component allocation and management, a *compute controller* for compute component execution, and a *network virtualization controller* for component communication orchestration. These three controllers sit in a user-space *executor* that interacts with the scheduler and other executors. A *Zenix runtime* is inserted within the application

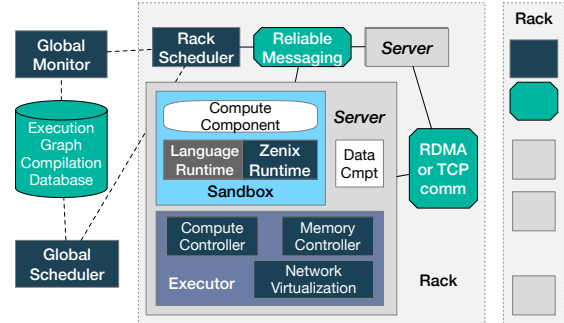


Figure 5: Zenix System Architecture.

execution sandbox (Docker container in our implementation) to handle Zenix internal APIs and monitoring tasks.

4.1 Component Scheduling

We now discuss Zenix’s scheduling mechanism and policy.

4.1.1 Scheduling Mechanism

Our scheduling mechanisms aim to achieve scalability for launching components in a bulky application’s resource graph while minimizing launching performance overhead.

For scalability, we propose a two-level scheduler architecture where a cluster has one *global scheduler*, and each rack within has a *rack-level scheduler*. When a user event triggers an application, the request is sent to the global scheduler (possibly after a data-center load balancer directs requests across multiple clusters). The global scheduler maintains the rough amount of available resources in each rack. It uses this information to direct the application request to a rack by balancing loads across racks. It then looks up the application’s compilations in the compilation database and sends the compilation and corresponding resource graph to the rack-level scheduler.

The rack-level scheduler handles allocation requests for each component in a resource graph. It chooses a server to initially run the application based on policies in §4.1.2. Upon completing a compute component, its result is sent to the rack-level scheduler via reliable messages (§4.4). The release of a data component or the need to scale it up are also sent to the rack-level scheduler. The rack-level scheduler increases the server’s available resources accordingly and decides where to schedule the subsequent component or the scaled-up part of a component. It then updates the resource counting of the destination server and notifies that server’s executor to start the component. Thus, the rack-level scheduler always has an accurate view of available resources in all the servers in the rack and what components currently run on each of them. If a rack runs out of resources for a request, the rack-level scheduler sends the request back to the global scheduler to find another available rack.

To avoid applications being delayed by scheduling and container launching time, we pre-launch a subsequent component

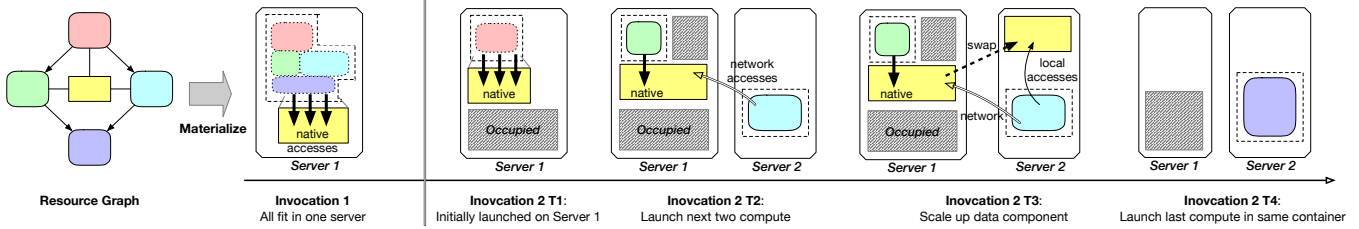


Figure 6: **Adaptive Materialization.** This example demonstrates how Zenix adaptively materialize a resource graph. Round boxes represent compute components. Rectangular boxes represent data components. Dashed boxes represent containers. Shadowed boxes represent occupied resources. Invocation 1 runs everything on Server 1 which has enough resources at the time. Invocation 2 runs on two servers as resources on Server 1 get occupied over time.

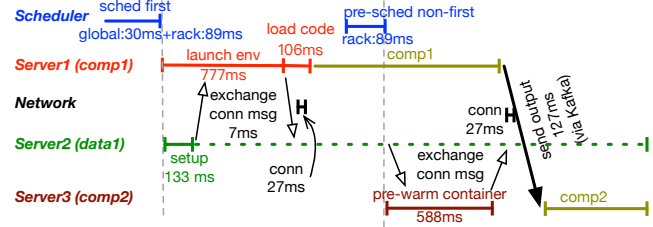


Figure 7: **Zenix Startup Flow with Real Results.** This example application has two compute components accessing one data component; one compute triggers the other compute. Zenix pre-warms the environment for the second compute component and hides network connection set-up overhead behind performance-critical paths. Dashed green line represents how long the data component lives.

when the current component is running. With the help of resource graphs, our scheduler can set the proper size of the subsequent component before its execution. This *just-in-time* component launching mechanism utilizes application resource behavior history, adapts to the most up-to-date rack resource availability, and hides scheduling and start-up overhead behind foreground performance. Note that a recent work, Orion [47], also pre-warms functions in a FaaS DAG but does not incorporate resource patterns. To further reduce start-up overhead, we pre-warm the first component in a resource graph based on historical invocation patterns, similar to previous works [68, 72, 77]. Figure 23 plots a startup timeline with three dummy components, with latencies of different steps collected when running Zenix.

4.1.2 Scheduling Policy: Adaptive Materialization

Our scheduling policy aims to minimize network communication and execution environment startup time while being resource-efficient. When scheduling an application’s invocation, the rack-level scheduler first tries to find servers that can fit the entire application in the hope that all components can run in one environment. If there are such servers, the scheduler chooses the server with the smallest available resources among them to leave more spacious servers for future larger invocations (e.g., invocation 1 in Figure 6). The scheduler marks the chosen server’s as having the potential need for more resources if its resource graph indicates so—no future resources are reserved, but the marked resources are given low priority when the scheduler allocates resources for other applications. The chosen server starts the application in a container

whose size is set according to the *first* compute component’s profiled resource needs. If this compute component accesses data components, the server also allocates the data components locally if possible. Afterward, if this server still has enough resources for the next components, the rack-level scheduler would still choose the same server. Its executor then continues the computation in the same container process but changes the container size to what the new components need.

If there is not enough resource to co-locate components, the rack-level scheduler will find a server with the smallest available resources to launch each of them. For instance, at invocation 2’s T2, Server 1 runs out of resources, and Zenix launches the blue component on Server 2. Zenix then launches the compilation that issues Zenix library APIs for data accesses, which our library executes as network requests (§4.3). If there is a need to scale up a component (e.g., in T3 of invocation 2, a memory allocation causes the data component’s size to go beyond expected), the rack-level scheduler will first try to expand the data component on its current server. If that is not possible, the rack-level scheduler picks another server and prioritizes servers already running compute components that access the data component (e.g., Server 2).

Overall, our scheduling policy tries to co-locate compute components and their accessed data components, as doing so avoids remote data accesses. It also tries to co-locate triggered and triggering compute components to avoid environment startup overhead and output/input messaging overhead. Meanwhile, it sizes each component according to profiled history and adaptively scales it on demand. Together with our component execution mechanism (§4.2), Zenix achieves both resource efficiency and performance efficiency.

Like Zenix, some prior works also try to co-locate functions. A recent work, XFaaS [71], proposes running multiple functions concurrently within one process and re-using runtime environments across invocations for serverless computing in the Meta private cloud. Differently, Zenix does not co-run different applications, as our target environment is multi-tenant public clouds. Moreover, unlike XFaaS, Zenix is resource-centric instead of function-centric.

4.2 Component Execution and Auto-Scaling

We now discuss how Zenix adaptively executes and scales data and compute components.

4.2.1 Data Component Accessing and Autoscaling

Zenix automatically starts a data component when the first compute component accessing it in the resource graph starts. The memory controller at the server chosen by the scheduler allocates a memory space with the size indicated in the resource graph. The data component ends when the last compute component accessing it ends or explicitly releases it.

When a data component co-locates with a compute component accessing it on one server, the memory controller allocates a virtual memory space for the data component and mmaps it to the compute-component container. When a data component is not co-located, the memory controller manages it as a virtual memory space in a reserved Zenix process for a TCP cluster or an RDMA memory region for an RDMA cluster.

As noted, a data component can grow beyond its initially allocated size. In this case, the Zenix memory controller on the server picked by the scheduler allocates an additional memory space. When a compute component is currently accessing a data component natively, Zenix mmaps the additional memory space on the same node or performs swapping if the additional memory space is on a different node (T3 in Figure 6). When a compute component is currently accessing the data component via Zenix APIs, the Zenix library will transparently issue network requests to multiple servers for accesses spanning separated memory spaces.

4.2.2 Compute Component Execution and Autoscaling

We execute compute components in containers (Docker in our current implementation) by initially sizing them according to profiling results. In the native access mode, compute components run directly on Docker. Zenix only assists in mmap local data components and in forwarding the compute-component execution output to the rack-level scheduler. In the non-native mode, the Zenix runtime executes access APIs as local memory copies (for local data components) or network requests (for remote data components). Zenix waits for the reply from the rack-level scheduler before starting the subsequent compute components.

We set no limit to how much memory or CPU a compute component can use and thus need mechanisms to auto-scale compute components beyond the profiled configurations. Zenix detects when a compute component is under memory pressure and asks the rack-level scheduler to allocate additional memory space. The scheduler may schedule the additional space on the same or different server. Zenix performs local or remote memory swapping accordingly.

Scaling CPU resources. We scale CPU resources up and down by changing a container’s vCPU. Zenix periodically

measures CPU utilization. If the utilization is 100%, we increase vCPU by 1. The final usage will be logged and the initial number of vCPUs is decided by history, as described in Section 3.3.

Note that we follow the application-specified level of parallelism defined with `@compute (par = K)` (e.g., K parallel threads each processing $1/K$ shard of data), as the level of parallelism is highly dependent on users’ expectation of performance and cost tradeoff, and it is hard to automatically shard data for parallel execution without programmer hints.

4.3 Component Network Communication

As communicating or accessing components in a resource graph can sit on different servers especially in a highly utilized rack, it is crucial to ensure that both the actual communication (data plane) and the connection set up (control plane) are fast. We support both RDMA and TCP communication, with several optimizations at the control path and the data path. Similar to existing remote-memory works [35], we optimize the data path by batching small network requests and by caching fetched data locally. For RDMA, we perform one-sided, zero-copy communication.

The communication control-path optimization is unique to serverless computing, as we need to minimize network connection set up time, while allowing the direct communication between components in the data plane. The general challenge in serverless communication is that a function cannot easily know where other functions are. Prior serverless communication systems rely on an overlay network to build connections [81]) or pre-establishes connections between all pairs of endpoints [26, 52, 84, 85]. The former is slow while the latter does not meet our resource elasticity goal. Both try to establish connections via *direct* channels between two nodes.

Our idea is to leverage *non-direct but already established* connections to assist the initial location discovery. Our observation is that a component has always established a connection with its rack-level scheduler by the time when it starts up. Moreover, the scheduler is the one that decides and thus knows the physical locations of the two components that will be communicating. We let the scheduler send one component’s physical location (in the form of executor ID) to its communicating component’s *network virtualization controller* when initiating the two components. With the location information, the two components can easily establish a datapath connection (e.g., RDMA QP). To further optimize the startup performance, we initiate the location exchange process as soon as the execution environment is ready, while user code is loaded in parallel. Doing so hides the location-exchange overhead behind the performance-critical path (Figure 23).

4.4 Reliability and Consistency

Failure handling. Traditional FaaS-based serverless re-executes the entire function when failure happens. This works well when applications are small, but bulky applications can be time- and resource-consuming to re-execute. To avoid re-executing an entire bulky application after a failure, we send the result of every compute component to the rack-level scheduler via reliable messaging (*e.g.*, Kafka [38] in our implementation). When a failure happens, Zenix discards the crashed component and all data components it accesses. Zenix locates the latest cut of a resource graph where all the edges crossing the cut have been persistently recorded. Zenix re-executes from this cut using the persistently recorded input messages.

We apply the same failure-handling principle to data components. Zenix does not make data components durable or replicate them, as they only store intermediate state [45]. If any memory region in a data component crashes, Zenix discards all the compute components that access it and all other memory regions of the same data component. Zenix then finds the latest reliable resource graph cut to restart.

Resuming from the reliably recorded messages in the above manner is sufficient to guarantee *at-least-once* semantics, which is the same as today’s serverless systems [24, 76]. Our failure handling design balances foreground performance and failure recovery performance compared to mechanisms that take more checkpoints [18] or those that restart the entire function chain after a failure [3, 6].

Consistency and synchronization Multiple compute components can access the same data component as shared memory. As a generic framework, Zenix provides basic distributed synchronization primitives instead of a particular consistency scheme. Users can use the Zenix synchronization primitives like distributed locks to enforce critical sections. As Zenix runs on generic RDMA or TCP network, all communication is through messaging, and we do not provide automatic coherence across components. New coherent media like CXL could potentially be used with Zenix to provide hardware-level coherence, which we leave for future work.

5 Evaluation

Implementation. We implemented Zenix’s compiler and program analysis on top of Mira [35]. We implemented Zenix’s runtime system on top of Apache OpenWhisk [4]. In total, Zenix includes \sim 17K SLOC: 1.4K lines of change on Mira, 9K lines of Scala to extend Openwhisk’s scheduler and executor, and 4.6K lines of C together with 1.8K lines of Python for runtime and libraries. Currently, Zenix supports programs written in Python, the second most commonly used programming language in serverless [28], and in C++, a common language used for bulky applications.

Environment. We evaluated Zenix on a local rack of a Dell PowerEdge R740 servers each equipped with two 16 core Intel

Xeon Gold 5128 CPU, 64 GB of memory, and a 100 Gbps Mellanox Connect-X5 NIC. We use eight servers for running Zenix and systems in comparison and four additional servers to run Redis. All the servers are connected to a 100 Gbps FS N8560-32C 32-port switch. All servers run Ubuntu v20.04 with Linux v5.4.0. We use Docker v24.0.7 for containers.

5.1 Overall Application Performance and Resource Consumption

We first present the high-level results of running three bulky applications on Zenix: 1) logistic regression training, a single-threaded application with different resource-consumption phases, 2) data analytics on TPC-DS, analytical queries with different stages of parallelism and resource consumption, 3) video processing pipeline, with computation and data dependency defined by graph.

5.1.1 Logistic Regression (LR) Training

Our first application is a machine learning training task using logistic regression (LR) ported from Cirrus [20]. It first loads the input data set and separates it into a training set and a validation set. Then, it performs the regression on the training set. Finally, it validates the trained model with a validation set. Zenix compiler generates a resource graph of four compute components (loading, data-set splitting, training, and validation) and three data components (training set, validation set, and learned weights). Figures 8 and 9 plot the total memory consumption of these schemes when processing two input dataset sizes, 12 MB and 44 MB, which result in peak memory usage of 0.78 GB and 2.4 GB respectively. As all schemes use the same number of vCPUs in this experiment, CPU consumption comparison directly translates to comparing execution time, which we show in Figure 10 for the 44 MB input. Overall, Zenix consistently achieves the lowest resource consumption, highest resource utilization, and best performance. Comparing the two inputs, the smaller wastes more resources for the baseline systems but not Zenix.

System comparison on local cluster. We compare Zenix (RDMA and TCP) with executing the original program on vanilla OpenWhisk and on FastSwap [9], a system optimized for remote-memory swapping. OpenWhisk executes the application as one function sized to the peak memory size. FastSwap uses the same amount of local memory as Zenix’s compute component and remote memory of the peak memory size. We run these systems on our local cluster to have controlled network environments. For the two inputs, Zenix (when running on RDMA) reduces resource consumption by 40% and 84% compared to OpenWhisk while only adding 1.3% performance overhead. Even when running on TCP, Zenix still largely reduces resource consumption with small performance overhead. Moreover, Zenix only has 0.9%-3% unused resources, while OpenWhisk wastes 9%-70%. FastSwap has

the highest resource consumption and performance overhead among the three, because it wastes a significant amount of remote memory by allocating for the peak (no autoscaling) and its swap-based coarse-grained remote memory access overhead.

Running on AWS services. We also ran a set of configurations on AWS: 1) running the entire program as one Lambda function, 2) running the same four code pieces as Zenix compute components in four Lambdas orchestrated by AWS Step Functions [6] and storing data components in S3 or Redis [64]. For Step Functions, we use two settings: *SF-CO* (*cost optimized*): size Lambda to achieve the lowest cost [5, 8, 29] with Redis used for intermediate state; and *SF-Orion*: size each Lambda function using Orion [47].

Running the resource graph on Step Functions only reduces 2%-5% memory resource consumption with SF-CO and 3%-3.5% with SF-Orion compared to single Lambda, far from how much Zenix reduces over OpenWhisk. Digging deeper, we found that splitting a program into Lambda functions introduces both performance and resource overhead, as seen in Figure 10. Each function needs extra time to read/write data from S3 or Redis and serialize/deserialize the data. Serialization and deserialization also requires extra memory space. These results demonstrate that simply writing an application as function DAGs on today’s serverless platforms is not enough.

Additionally, all schemes have huge resource wastage, especially with the small input, for several reasons. As discussed in §2.2, FaaS services only allows one function size for all invocations and throughout an invocation’s execution. Moreover, AWS fixes the CPU-to-memory size ratio, causing wastage of CPU or memory. Finally, the Redis instance is provisioned for the peak resource usage and wastes huge amounts of resources at non-peak times.

5.1.2 Distributed Queries with TPC-DS

The second application we evaluate is distributed data analytics on PyWren running the TPC-DS benchmark [62]. We compare Zenix with Pywren [39] running on OpenWhisk on our local cluster. PyWren splits each TPC-DS query into several stages, each containing some DataFrame operators. For each stage, PyWren generates different number of workers to perform the computation, and we use Orion [47] to set the resource for each worker. Intermediate data storage for PyWren uses Redis servers in the cluster. We implement each query as a single Python program and annotate parallel workers with `@compute (par=var)`, where `var` is a variable in the program set according to query stages. Zenix infers data components when converting each query to a resource graph.

We use a database size of 100 GB and evaluated three TPC-DS workloads with different performance characteristics and varying resource requirements: queries 1, 16, and 95. They read 2.5 GB, 20 GB, and 19 GB of data respectively and have peak memory usage of 240 GB and peak CPU of 120 vCPUs.

Overall cost and performance. Figure 11 shows Zenix’s and PyWren’s total memory consumption. PyWren failed to scale efficiently with multiple isolated functions. Zenix reduces memory consumption by 72.5% to 84.8%. PyWren provisions each stage for its peak memory usage. Moreover, each worker in PyWren fetches all the data it will access from Redis before the computation starts and stores the data back after all its computation finishes. Essentially, PyWren pays for the same amount of memory consumption twice. In contrast, Zenix right-sizes each of its components by auto-scaling on demand. Moreover, Zenix does not incur the double-memory-consumption problem, as it only fetches data when accessed.

Figure 12 plots the total run time of the three queries. Zenix outperforms PyWren by 54.2% to 63.5%, primarily due to data serialization avoidance and faster parallel compute instance execution. Moreover, PyWren incurs significant I/O performance overhead because of its serialization/deserialization. In comparison, Zenix’s accesses to a remote data component is via zero-copy RDMA with no need for serialization. Moreover, Zenix adaptively schedules data components locally (84%, 78%, 82% are local for Q1, Q16, and Q95), turning accesses into native memory instructions.

Comparing across queries, Q16 has the largest resource consumption reduction and performance improvement because it has a higher degree of parallelism and a more complex sharing pattern, which Zenix handles a lot better than PyWren.

5.1.3 Video Processing

Our third application is video processing, where we perform video transcoding using the encoding/decoding operators developed by ExCamera [32]. ExCamera divides video frames into batches and uses one parallel worker to encode a batch. Our version is a single program with 11 annotations, where encoding runs in parallel threads annotated with `@compute (par=16)`. We use ExCamera’s set up of six frames as a single encoding unit and a batch size of 16 units. Zenix generates a resource graph with 37 compute and 33 data components.

We compare Zenix to ExCamera running on the gg [31] serverless frameworks. gg offers several backends, and we use the OpenWhisk backend. The gg implementation represents the encoding of each frame batch with 80 functions, each reading from and writing to a Redis intermediate storage pool. We also compare with a local *vp8enc* encoder [80] that runs everything natively on one server in our cluster.

Figure 13 plots the total execution time of the three systems processing a 1-minute slice of the movie "Sintel" (2010) [67] in three resolutions: 240P, 720P, and 4K. The peak resource usage hits the cluster resource limit of 120 CPUs and 174GB of peak memory in both Openwhisk and Zenix. Zenix achieves the best performance for all three resolutions. Zenix performs adaptive materialization and launches 81.3% of components in same batch on the same server. In contrast, even when servers used for the gg experiments have the same amount

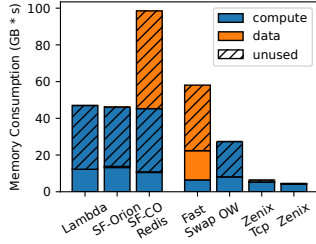


Figure 8: LR Memory Consumption with Small Input.

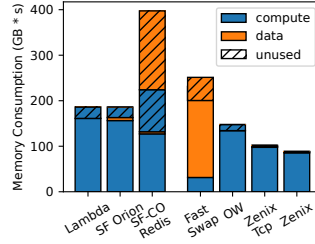


Figure 9: LR Memory Consumption with Large Input.

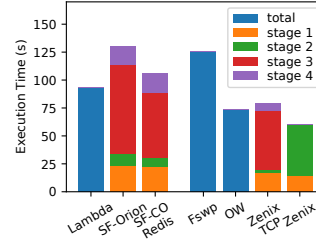


Figure 10: LR Execution Time Breakdown with Large Input.

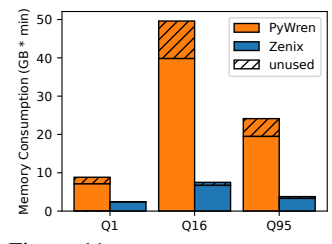


Figure 11: TPC-DS Memory Consumption. Running Query 1, 16, 95.

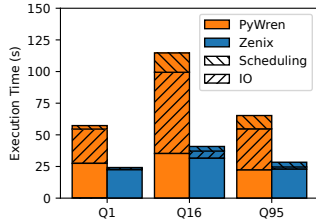


Figure 12: TPC-SD Execution Time. Running Query 1, 16, 95.

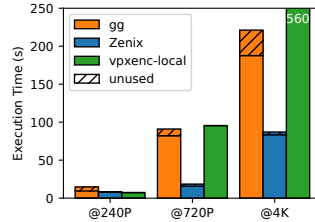


Figure 13: Video Transcoding Execution Time. With 3 video resolutions.

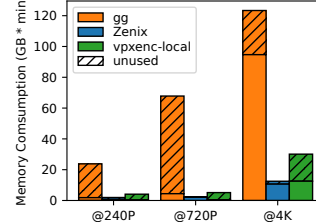


Figure 14: Video Transcoding Memory Consumption.

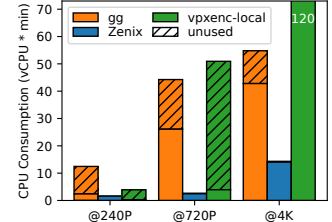


Figure 15: Video Transcoding CPU Consumption.

of free resources, *gg*'s functions share data that always lives on separate Redis servers. *vpxenc* runs in one server, but it is limited by the amount of parallelism it can achieve: only 18 out of 32 allocated cores and 14 out of 16GB allocated memory are actually used. This difference is more apparent with larger videos that benefit from larger parallelism.

However *gg* fails to achieve resource- and performance-efficiency as it scales up. Figure 14 and Figure 15 plot the total memory and CPU consumption. Zenix consumes the least amount of memory, and *gg* consumes the most. As a function-based framework, *gg* sets the same function size for all inputs. Thus, it has to make provisions for the largest anticipated inputs, causing significant unused resources for the smaller 240P and 720P videos. For the largest 4K video, *gg* incurs significant execution-time overhead and memory overhead for reading/writing data to Redis, which putting together, causes high memory consumption. *vpxenc* has similar or lower used memory as Zenix, but its unused memory amount is much larger. As a single-unit execution, its size needs to be set to the peak memory size.

Similar to memory, *gg* and *vpxenc* also incurs high CPU resource wastage because of their peak-based static provisioning. Unlike memory, their used CPU resource is also much higher than Zenix with 720P and 4K resolutions, mainly because of their longer execution time.

5.2 Closer Looks

To further understand Zenix, we performed a set of additional evaluations to focus on various features of Zenix.

Alternative resource adjustment methods. As discussed in §2.5, resource disaggregation and migration are two possible ways of adjusting resources and avoiding wastage. We compare Zenix with 1) swap-based disaggregation (to be fair, we

run all Zenix's systems except that we perform swapping for all accesses beyond local memory), 2) a best case for live migration by only counting pure data movement time using full 100 Gbps network bandwidth, 3) migration with MigrOS [61], and 4) vanilla OpenWhisk. For a fair comparison, we let all systems use the same amount of total resources (not counting unused resources).

As shown in Figure 16, for different inputs, the size of *Join* stage varies from 267 MB to 14.7 GB. with Zenix's adaptive materialization, all components run locally with the scaling factor 100, and 34% of data components' memory regions are scheduled at remote servers with the scaling factor 1000. Disaggregation solutions like the swap results we show always place data in remote servers, causing high application-execution performance overhead because of network communication. With migration-based solutions, the application execution runs natively and has no overhead. However, migrations cause significant overhead even with an optimal best case, because bulky applications' memory consumption is high (SF 1000). Finally, OpenWhisk incurs significant performance overhead for the reasons covered before.

Adaptation to different inputs. To understand how Zenix adapts to different inputs, we use the TPC-DS Query 1 with five input sizes (5, 10, 20, 100, and 200 GB) to compare Zenix with PyWren. Figure 17 shows the memory consumption comparison in relative terms, with absolute numbers reported on the top (CPU consumption is similar and not included). Zenix's memory consumption is consistently lower than PyWren. Zenix adapts its component sizes at the run time according to inputs, thus resulting in negligible resource wastage. PyWren uses one function size across inputs, resulting in significant resource wastage, especially when inputs are small. Its used memory is also higher than Zenix because of the reasons discussed in §5.1.2.

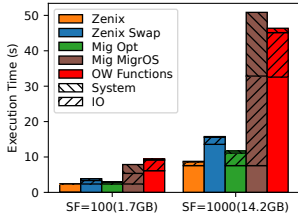


Figure 16: Comparison of Resource Scaling Technologies. System: schedule & migrate preparation.

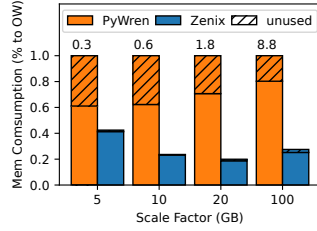


Figure 17: Memory Consumption of TPC-DS Q1 against Input Sizes. Bars for relative values, numbers absolute.

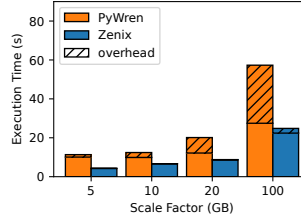


Figure 18: Execution Time of TPC-DS Q1 against Input Sizes.

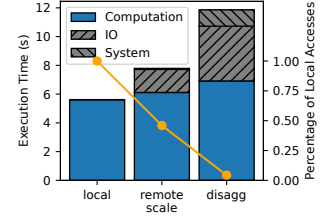


Figure 19: Effect of Adaptive-Materialization Placements.

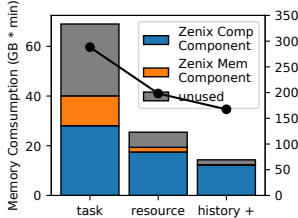


Figure 20: Benefit of History. Running transcoding on the 4K video.

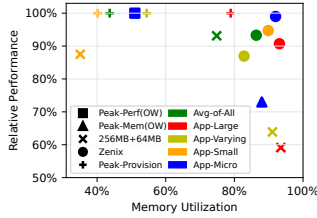


Figure 21: Performance and Resource Utilization with Different Sizing Strategies.

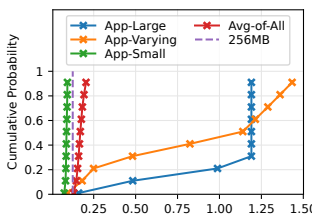


Figure 22: Memory Usage Distribution of Azure Dataset.

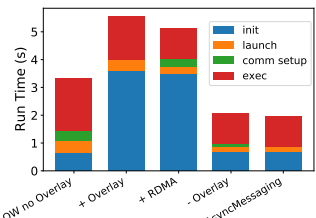


Figure 23: Effect of Zenix Container Startup Technologies

Figure 18 plots the corresponding execution time. Zenix achieves good performance, especially with small input sizes, thanks to its adaptive-materialization. Zenix is able to schedule everything locally for scale factors 5 and 10, 96% local for SF 20, and 95% of parallel compute components distributed evenly across four servers. Zenix is able to pack most non-shared data components local to the compute components, with the shared data components accessed remotely.

Effect of adaptive placement. To compare different adaptive-materialization placements of Zenix, we run the *ReduceBy* operator within TPC-DS Q16. It involves a set (3 to 120) of parallel compute components passing their result to a single compute component (fan-in), with one data component used for data sharing for each sending compute component (total data size from 730 MB to 113 GB). Figure 19 shows three cases: local runs everything in one machine, remote-scale scales up data components to a remote machine (with 46% being local), and disagg runs all components on different machines. Application execution time increases with more components being remote, and most of the overhead comes from pure I/O movement. The system overhead of setting up execution environments and network connections is small.

Resource graph and resource adjustment. We compare Zenix when enabling both resource graph capturing and component size capturing (§3.3), when only enabling resource graph capturing (with default component size), and following application task flow (no resource graph generation). Figure 20 shows the memory consumption and execution time of these three schemes running transcoding of the 4K video. When directly using the task flow, there is significant resource wastage. Resource graphs group similar resource usages into components and outlines their lifetime and sharing relationships, which helps reduce resource wastage greatly. History-based

component sizing further reduces wastage by setting the right initial and incremental sizes and protect provisioned resource for all components.

Figure 21 plots the performance and memory utilization with three schemes: fixing initial and incremental sizes to 256 MB and 64 MB, provision data components to the highest usage (peak-provision), and Zenix’s history-based size setting. We use real-world serverless application memory usage profiles from Azure [72]. In addition to the average of all the datasets, we choose a few representative applications to highlight. *Small*: most invocations’ memory usages are small, *Large*: most invocations used a lot of memory, and *Varying*: different invocations’ memory usages vary largely. Figure 22 shows their invocation distributions. Overall, Zenix achieves high utilization and good performance. Peak provisioning achieves the best performance since no auto-scaling or swapping is needed, but has low memory utilization. A fixed size configuration can lead to both poor resource utilization and poor performance.

Scheduler scalability. Our evaluation shows that Zenix’s global scheduler can process 50k application invocations per second, 2.5 times faster than OpenWhisk’s cluster scheduler. The rack-level scheduler can schedule 20k components per second. We further analyze the component processing rate a rack can execute. Our evaluated applications have an average of around 1 second duration per component; each (compute) component consumes one core on average. A rack typically has less than 1,000 cores. This means a rack’s computation rate is 1,000 components per second. Applying the same type of calculation using today’s serverless function duration and resource consumption [72], we get 9,804 functions per second to be a rack’s computation rate. Both computation rates are much smaller than our scheduler’s 20,000/s request rate. This

analysis is robust regardless of the number of components in an application. Overall, Zenix can sustain a cluster of around 100 to 1000 racks and is more scalable than OpenWhisk. To scale further, one could change our current single-threaded implementation of the global and rack schedulers to be multi-threaded and/or deploy multiple global schedulers.

Network communication. Figure 23 shows the impact of Zenix’s communication techniques on a workload with one compute component accessing one data component in warm started environments with no established connections. The first bar represents OpenWhisk without an overlay network, while the second bar adds the overlay network to enable direct component-to-component communication. The third bar replaces the TCP stack in the second bar with Zenix’s RDMA stack, improving component execution time. The fourth bar removes the overlay network and uses Zenix’s network virtualization module, reducing initialization time. Finally, the fifth bar includes Zenix’s asynchronous messaging optimization, hiding network connection setup time.

6 Conclusion

We presented Zenix, a resource-centric serverless computing framework that represents bulky applications as resource graphs and executes the graphs in a resource-efficient and performant manner.

References

- [1] Criu. https://criu.org/Main_Page.
- [2] Azure Durable Functions, Accessed 2022-04-16. <https://azure.microsoft.com/en-us/pricing/details/functions/>.
- [3] Apache OpenWhisk Composer, Accessed 2023-04-17. <https://github.com/apache/openwhisk-composer>.
- [4] Apache OpenWhisk: Open source serverless cloud platform, Accessed 2023-04-17. <https://openwhisk.apache.org/>.
- [5] AWS Lambda Power Tuning, Accessed 2023-04-17. <https://github.com/alexcasalboni/aws-lambda-power-tuning>.
- [6] AWS Step Functions, Accessed 2023-04-17. <https://aws.amazon.com/step-functions/>.
- [7] Google Cloud Functions Pricing, Accessed 2023-04-17. <https://cloud.google.com/functions/pricing>.
- [8] Nabeel Akhtar, Ali Raza, Vatche Ishakian, and Ibrahim Matta. COSE: Configuring Serverless Functions using Statistical Learning. In *IEEE INFOCOM 2020 - IEEE Conference on Computer Communications*, 2020.
- [9] Emmanuel Amaro, Christopher Branner-Augmon, Zhihong Luo, Amy Ousterhout, Marcos K. Aguilera, Aurojit Panda, Sylvia Ratnasamy, and Scott Shenker. Can far memory improve job throughput? In *Proceedings of the Fifteenth European Conference on Computer Systems (EuroSys '20)*, New York, NY, April 2020.
- [10] Amazon Web Services. Amazon Aurora Serverless v2 is generally available. <https://aws.amazon.com/about-aws/whats-new/2022/04/amazon-aurora-serverless-v2/>, April 2022.
- [11] Amazon Web Services. Amazon Redshift Serverless is now generally available. <https://www.databricks.com/blog/announcing-general-availability-databricks-sql-serverless>, July 2022.
- [12] Amazon Web Services. Amazon SageMaker Serverless Inference is now generally available. <https://aws.amazon.com/about-aws/whats-new/2022/04/amazon-sagemaker-serverless-inference/>, April 2022.
- [13] Lixiang Ao, Liz Izhikevich, Geoffrey M Voelker, and George Porter. Sprocket: A serverless video processing framework. In *Proceedings of the ACM Symposium on Cloud Computing*, pages 263–274, 2018.
- [14] AWS. Configuring Lambda function memory, Accessed 2021-12-13. <https://docs.aws.amazon.com/lambda/latest/dg/configuration-memory.html>.
- [15] AWS. AWS Lambda now supports up to 10 GB of memory and 6 vCPU cores for Lambda Functions, Dec 1, 2020. <https://aws.amazon.com/about-aws/whats-new/2020/12/aws-lambda-supports-10gb-memory-6-vcpu-cores-lambda-functions/>.
- [16] Grant Ayers, Nayana Prasad Nagendra, David I. August, Hyoun Kyu Cho, Svilen Kanev, Christos Kozyrakis, Trivikram Krishnamurthy, Heiner Litz, Tipp Moseley, and Parthasarathy Ranganathan. Asmdb: Understanding and mitigating front-end stalls in warehouse-scale computers. In *Proceedings of the 46th International Symposium on Computer Architecture*, ISCA '19, Phoenix, Arizona, 2019.
- [17] Muhammad Bilal, Marco Canini, Rodrigo Fonseca, and Rodrigo Rodrigues. With great freedom comes great opportunity: Rethinking resource allocation for serverless functions. In *Proceedings of the Eighteenth European Conference on Computer Systems*, EuroSys '23, page 381–397. ACM, 2023.
- [18] Sebastian Burckhardt, Chris Gillum, David Justo, Konstantinos Kallas, Connor McMahon, and Christopher S. Meiklejohn. Durable functions: Semantics for stateful

- serverless. In *Proceedings of the ACM on Programming Languages (OOPSLA '21)*, New York, NY, October 2021.
- [19] Sebastian Burckhardt, Chris Gillum, David Justo, Konstantinos Kallas, Connor McMahon, and Christopher S. Meiklejohn. Serverless workflows with durable functions and netherite, 2021.
- [20] Joao Carreira, Pedro Fonseca, Alexey Tumanov, Andrew Zhang, and Randy Katz. Cirrus: A serverless framework for end-to-end ML workflows. In *Proceedings of the ACM Symposium on Cloud Computing (SoCC '19)*, November 2019.
- [21] CB Insights. Why Serverless Computing Is The Fastest-Growing Cloud Services Segment. <https://www.cbinsights.com/research/serverless-cloud-computing/>, September 2018.
- [22] Dehao Chen, Tipp Moseley, and David Xinliang Li. AutoFDO: Automatic feedback-directed optimization for warehouse-scale applications. In *2016 IEEE/ACM International Symposium on Code Generation and Optimization, CGO '16*, Edinburgh, UK, 2016.
- [23] Christopher Clark, Keir Fraser, Steven Hand, Jacob Gorm Hansen, Eric Jul, Christian Limpach, Ian Pratt, and Andrew Warfield. Live Migration of Virtual Machines. In *2nd Symposium on Networked Systems Design & Implementation (NSDI 05)*, Boston, MA, May 2005.
- [24] Google Cloud. Cloud Functions execution environment - execution guarantees, Accessed 2023-04-17. <https://cloud.google.com/functions/docs/concepts/exec>.
- [25] Marcin Copik, Grzegorz Kwasniewski, Maciej Besta, Michal Podstawski, and Torsten Hoefler. SeBS: A serverless benchmark suite for function-as-a-service computing. In *Proceedings of the 22nd International Middleware Conference (Middleware '21)*, Québec city, Canada, December 2021.
- [26] Marcin Copik, Konstantin Taranov, Alexandru Calotoiu, and Torsten Hoefler. rFaaS: RDMA-enabled FaaS platform for serverless high-performance computing. *arXiv preprint arXiv:2106.13859*, 2021.
- [27] Databricks Inc. Announcing the General Availability of Databricks SQL Serverless. <https://aws.amazon.com/about-aws/whats-new/2022/07/amazon-redshift-serverless-generally-available/>, May 2023.
- [28] Datadog. The state of serverless, August 2023. <https://www.datadoghq.com/state-of-serverless/>.
- [29] Simon Eismann, Long Bui, Johannes Grohmann, Cristina Abad, Nikolas Herbst, and Samuel Kounev. Sizeless: Predicting the optimal size of serverless functions. In *Proceedings of the 22nd International Middleware Conference (Middleware '21)*, New York, NY, May 2021. ACM.
- [30] Simon Eismann, Joel Scheuner, Erwin Van Eyk, Maximilian Schwinger, Johannes Grohmann, Nikolas Herbst, Cristina Abad, and Alexandru Iosup. The state of serverless applications: Collection, characterization, and community consensus. *IEEE Transactions on Software Engineering*, 2021.
- [31] Sadjad Fouladi, Francisco Romero, Dan Iter, Qian Li, Shuvo Chatterjee, Christos Kozyrakis, Matei Zaharia, and Keith Winstein. From laptop to lambda: Outsourcing everyday jobs to thousands of transient functional containers. In *2019 USENIX Annual Technical Conference (USENIX ATC 19)*, pages 475–488, 2019.
- [32] Sadjad Fouladi, Riad S. Wahby, Brennan Shacklett, Karthikeyan Vasuki Balasubramaniam, William Zeng, Rahul Bhalariao, Anirudh Sivaraman, George Porter, and Keith Winstein. Encoding, Fast and Slow: Low-Latency Video Processing Using Thousands of Tiny Threads. In *Proceedings of the 14th USENIX Conference on Networked Systems Design and Implementation (NSDI'17)*, Boston, MA, USA, 2017.
- [33] Global Market Insights. Serverless Architecture Market size to cross \$90 Bn by 2032. <https://www.gminsights.com/pressrelease/serverless-architecture-market>, December 2022.
- [34] Juncheng Gu, Youngmoon Lee, Yiwen Zhang, Mosharaf Chowdhury, and Kang G. Shin. Efficient memory disaggregation with infiniswap. In *14th USENIX Symposium on Networked Systems Design and Implementation (NSDI 17)*, Boston, MA, March 2017.
- [35] Zhiyuan Guo, Zijian He, and Yiyang Zhang. Mira: A program-behavior-guided far memory system. In *Proceedings of the 29th Symposium on Operating Systems Principles, SOSP '23*, Koblenz, Germany, 2023.
- [36] InfoQ. Microsoft Announces the Preview of Serverless for Hyperscale in Azure SQL Database. <https://www.infoq.com/news/2023/02/azure-sql-hyperscale-serverless/>, February 2023.
- [37] Saba Jamilan, Tanvir Ahmed Khan, Grant Ayers, Baris Kasikci, and Heiner Litz. Apt-get: Profile-guided timely software prefetching. In *Proceedings of the Seventeenth European Conference on Computer Systems, EuroSys '22*, Rennes, France, 2022.
- [38] Jun Rao Jay Kreps, Neha Narkhede. Kafka: A distributed messaging system for log processing. In *Proceedings*

of the 6th International Workshop on Networking Meets Databases (NetDB '11), Athens, Greece, June 2011.

- [39] Eric Jonas, Qifan Pu, Shivaram Venkataraman, Ion Stoica, and Benjamin Recht. Occupy the cloud: Distributed computing for the 99%. In *Proceedings of the 2017 Symposium on Cloud Computing (SoCC '17)*, Santa Clara, CA, September 2017.
- [40] Artjom Joosen, Ahmed Hassan, Martin Asenov, Rajkarn Singh, Luke Darlow, Jianfeng Wang, and Adam Barker. How does it function? characterizing long-term trends in production serverless workloads. In *Proceedings of the 2023 ACM Symposium on Cloud Computing, SoCC '23*, page 443–458. ACM, 2023.
- [41] Tanvir Ahmed Khan, Nathan Brown, Akshitha Sriraman, Niranjan K Soundararajan, Rakesh Kumar, Joseph Devietti, Sreenivas Subramoney, Gilles A Pokam, Heiner Litz, and Baris Kasikci. Twig: Profile-guided btb prefetching for data center applications. In *54th Annual IEEE/ACM International Symposium on Microarchitecture, MICRO '21*, Virtual, 2021.
- [42] Tanvir Ahmed Khan, Ian Neal, Gilles Pokam, Barzan Mozafari, and Baris Kasikci. Dmon: Efficient detection and correction of data locality problems using selective profiling. In *15th USENIX Symposium on Operating Systems Design and Implementation, OSDI '21*, Virtual, 2021.
- [43] Tanvir Ahmed Khan, Akshitha Sriraman, Joseph Devietti, Gilles Pokam, Heiner Litz, and Baris Kasikci. I-spy: Context-driven conditional instruction prefetching with coalescing. In *53rd Annual IEEE/ACM International Symposium on Microarchitecture, MICRO '20*, Virtual, 2020.
- [44] Tanvir Ahmed Khan, Dexin Zhang Akshitha Sriraman, Joseph Devietti, Gilles Pokam, Heiner Litz, and Baris Kasikci. Ripple: Profile-guided instruction cache replacement for data center applications. In *Proceedings of the 48th International Symposium on Computer Architecture (ISCA '21)*, Virtual, June 2021.
- [45] Ana Klimovic, Yawen Wang, Patrick Stuedi, Animesh Trivedi, Jonas Pfefferle, and Christos Kozyrakis. Pocket: Elastic ephemeral storage for serverless analytics. In *13th USENIX Symposium on Operating Systems Design and Implementation (OSDI '18)*, Carlsbad, CA, October 2018.
- [46] Huaicheng Li, Daniel S. Berger, Stanko Novakovic, Lisa Hsu, Dan Ernst, Pantea Zardoshti, Monish Shah, Samir Rajadnya, Scott Lee, Ishwar Agarwal, Mark D. Hill, Marcus Fontoura, and Ricardo Bianchini. Pond: CXL-Based Memory Pooling Systems for Cloud Platforms, 2022.
- [47] Ashraf Mahgoub, Edgardo Barsallo Yi, Karthick Shankar, Sameh Elnikety, Somali Chaterji, and Saurabh Bagchi. ORION and the Three Rights: Sizing, Bundling, and Pre-warming for Serverless DAGs. In *16th USENIX Symposium on Operating Systems Design and Implementation (OSDI' 22)*, Carlsbad, CA, July 2022.
- [48] Ashraf Mahgoub, Edgardo Barsallo Yi, Karthick Shankar, Eshaan Minocha, Sameh Elnikety, Saurabh Bagchi, and Somali Chaterji. WiseFuse: Workload characterization and DAG transformation for serverless workflows. *Proc. ACM Meas. Anal. Comput. Syst.*, 6(2), June 2022.
- [49] Ali José Mashtizadeh, Min Cai, Gabriel Tarasuk-Levin, Ricardo Koller, Tal Garfinkel, and Sreekanth Setty. Xv-Motion: Unified Virtual Machine Migration over Long Distance. In *2014 USENIX Annual Technical Conference (USENIX ATC 14)*, pages 97–108, Philadelphia, PA, June 2014. USENIX Association.
- [50] Microsoft Azure. Model training on serverless compute. <https://learn.microsoft.com/en-us/azure/machine-learning/how-to-use-serverless-compute?view=azureml-api-2&tabs=python>, November 2023.
- [51] Arshia Moghimi, Joe Hattori, Alexander Li, Mehdi Ben Chikha, and Mohammad Shahrad. Parrotfish: Parametric regression for optimizing serverless functions. In *Proceedings of the 2023 ACM Symposium on Cloud Computing, SoCC '23*, page 177–192. ACM, 2023.
- [52] Anup Mohan, Harshad Sane, Kshitij Doshi, Saikrishna Edupuganti, Naren Nayak, and Vadim Sukhominov. Agile cold starts for scalable serverless. In *11th USENIX Workshop on Hot Topics in Cloud Computing (HotCloud '19)*, Renton, WA, July 2019.
- [53] Djob Mvondo, Mathieu Bacou, Kevin Nguetchouang, Lucien Ngale, Stéphane Pouget, Josiane Kouam, Renaud Lachaize, Jinho Hwang, Tim Wood, Daniel Hagimont, et al. OFC: an opportunistic caching system for FaaS platforms. In *Proceedings of the Sixteenth European Conference on Computer Systems (EuroSys '21)*, Virtual, April 2021.
- [54] Michael Nelson, Beng-Hong Lim, and Greg Hutchins. Fast Transparent Migration for Virtual Machines. In *Proceedings of the USENIX Annual Technical Conference (USENIX '05)*, Anaheim, California, April 2005.
- [55] Xingzhi Niu, Dimitar Kumanov, Ling-Hong Hung, Wes Lloyd, and Ka Yee Yeung. Leveraging serverless computing to improve performance for sequence comparison. In *Proceedings of the 10th ACM International Conference on Bioinformatics, Computational Biology and Health Informatics, BCB '19*, page 683–687, New York, NY, USA, 2019. Association for Computing Machinery.

- [56] Joe H. Novak, Sneha Kumar Kasera, and Ryan Stutsman. Cloud functions for fast and robust resource auto-scaling. In *the 11th International Conference on Communication Systems and Networks (COMSNETS)*, 2019.
- [57] Steven Osman, Dinesh Subhraveti, Gong Su, and Jason Nieh. The Design and Implementation of Zap: A System for Migrating Computing Environments. In *5th Symposium on Operating Systems Design and Implementation (OSDI 02)*, Boston, MA, December 2002. USENIX Association.
- [58] John Ousterhout, Arjun Gopalan, Ashish Gupta, Ankita Kejriwal, Collin Lee, Behnam Montazeri, Diego Ongaro, Seo Jin Park, Henry Qin, Mendel Rosenblum, Stephen Rumble, Ryan Stutsman, and Stephen Yang. The ramcloud storage system. *ACM Transactions Computer System*, 33(3):7:1–7:55, August 2015.
- [59] Maksim Panchenko, Rafael Auler, Bill Nell, and Guilherme Ottoni. Bolt: a practical binary optimizer for data centers and beyond. In *2019 IEEE/ACM International Symposium on Code Generation and Optimization, CGO '19*, Washington DC, 2019.
- [60] Matthew Perron, Raul Castro Fernandez, David DeWitt, and Samuel Madden. Starling: A scalable query engine on cloud functions. In *Proceedings of the 2020 ACM SIGMOD International Conference on Management of Data*, pages 131–141, 2020.
- [61] Maksym Planeta, Jan Bierbaum, Leo Sahaya Daphne Antony, Torsten Hoefler, and Hermann Härtig. MigrOS: Transparent Live-Migration support for containerised RDMA applications. In *2021 USENIX Annual Technical Conference (USENIX ATC 21)*, pages 47–63. USENIX Association, July 2021.
- [62] Meikel Poess, Bryan Smith, Lubor Kollar, and Paul Larson. Tpc-ds, taking decision support benchmarking to the next level. In *Proceedings of the 2002 ACM SIGMOD international conference on Management of data (SIGMOD '02)*, Madison, Wisconsin, June 2002.
- [63] Qifan Pu, Shivaram Venkataraman, and Ion Stoica. Shuffling, fast and slow: Scalable analytics on serverless infrastructure. In *16th USENIX Symposium on Networked Systems Design and Implementation (NSDI '19)*, Boston, MA, February 2019.
- [64] redislabs. Redis. <https://redis.io/>, 2009.
- [65] Gang Ren, Eric Tune, Tipp Moseley, Yixin Shi, Silvius Rus, and Robert Hundt. Google-wide profiling: A continuous profiling infrastructure for data centers. *IEEE micro*, 30(4):65–79, 2010.
- [66] Francisco Romero, Gohar Irfan Chaudhry, Íñigo Goiri, Pragna Gopa, Paul Batum, Neeraja J. Yadwadkar, Rodrigo Fonseca, Christos Kozyrakis, and Ricardo Bianchini. FaaS^T: A transparent auto-scaling cache for serverless applications. In *Proceedings of the ACM Symposium on Cloud Computing (SoCC '21)*, New York, NY, November 2021.
- [67] Ton Roosendaal. Sintel. In *ACM SIGGRAPH 2011 Computer Animation Festival, SIGGRAPH '11*, page 71, New York, NY, USA, 2011. Association for Computing Machinery.
- [68] Rohan Basu Roy, Tirthak Patel, and Devesh Tiwari. IceBreaker: Warming serverless functions better with heterogeneity. In *Proceedings of the 27th ACM International Conference on Architectural Support for Programming Languages and Operating Systems (ASPLOS '22)*, Lausanne, Switzerland, April 2022.
- [69] Zhenyuan Ruan, Seo Jin Park, Marcos K. Aguilera, Adam Belay, and Malte Schwarzkopf. Nu: Achieving Microsecond-Scale Resource Fungibility with Logical Processes. In *20th USENIX Symposium on Networked Systems Design and Implementation (NSDI 23)*, Boston, MA, April 2023.
- [70] Zhenyuan Ruan, Malte Schwarzkopf, Marcos K. Aguilera, and Adam Belay. AIFM: High-Performance, Application-Integrated Far Memory. In *14th USENIX Symposium on Operating Systems Design and Implementation (OSDI '20)*, Banff, Canada, November 2020.
- [71] Alireza Sahraei, Soteris Demetriou, Amirali Sobhgol, Haoran Zhang, Abhigna Nagaraja, Neeraj Pathak, Girish Joshi, Carla Souza, Bo Huang, Wyatt Cook, Andrii Golovei, Pradeep Venkat, Andrew Mcfague, Dimitrios Skarlatos, Vipul Patel, Ravinder Thind, Ernesto Gonzalez, Yun Jin, and Chunqiang Tang. XFaaS: Hyperscale and Low Cost Serverless Functions at Meta. In *Proceedings of the 29th Symposium on Operating Systems Principles, SOSP '23*, Koblenz, Germany, 2023.
- [72] Mohammad Shahradd, Rodrigo Fonseca, Íñigo Goiri, Gohar Chaudhry, Paul Batum, Jason Cooke, Eduardo Laureano, Colby Tresness, Mark Russinovich, and Ricardo Bianchini. Serverless in the wild: Characterizing and optimizing the serverless workload at a large cloud provider. In *2020 USENIX Annual Technical Conference (ATC '20)*, Virtual, July 2020.
- [73] Yizhou Shan, Yutong Huang, Yilun Chen, and Yiying Zhang. LegoOS: A Disseminated, Distributed OS for Hardware Resource Disaggregation. In *Proceedings of the 13th USENIX Symposium on Operating Systems Design and Implementation (OSDI '18)*, Carlsbad, CA, October 2018.

- [74] Vaishaal Shankar, Karl Krauth, Kailas Vodrahalli, Qifan Pu, Benjamin Recht, Ion Stoica, Jonathan Ragan-Kelley, Eric Jonas, and Shivaram Venkataraman. Serverless linear algebra. In *Proceedings of the 11th ACM Symposium on Cloud Computing*, SoCC '20, Virtual Event, USA, 2020.
- [75] Vaishaal Shankar, Karl Krauth, Kailas Vodrahalli, Qifan Pu, Benjamin Recht, Ion Stoica, Jonathan Ragan-Kelley, Eric Jonas, and Shivaram Venkataraman. Serverless linear algebra. In *Proceedings of the 11th ACM Symposium on Cloud Computing*, pages 281–295, 2020.
- [76] Craig Shoemaker, Jeff Hollan, David Coulter, Daniel Cazzulino, Alex Mang, Andy J, and Glenn Gailey. Azure Functions reliable event processing, May 2020. <https://docs.microsoft.com/en-us/azure/azure-functions/functions-reliable-event-processing>.
- [77] Arjun Singhvi, Arjun Balasubramanian, Kevin Houck, Mohammed Danish Shaikh, Shivaram Venkataraman, and Aditya Akella. Atoll: A scalable low-latency serverless platform. In *Proceedings of the ACM Symposium on Cloud Computing (SoCC '21)*, Seattle, WA, November 2021.
- [78] Shixin Song, Tanvir Ahmed Khan, Sara Mahdizadeh Shahri, Akshitha Sriraman, Niranjana K Soundararajan, Sreenivas Subramoney, Daniel A. Jiménez, Heiner Litz, and Baris Kasikci. Thermometer: Profile-guided btb replacement for data center applications. In *Proceedings of the 49th Annual International Symposium on Computer Architecture*, ISCA '22, New York, NY, June 2022.
- [79] Vikram Sreekanti, Chenggang Wu, Xiayue Charles Lin, Johann Schleier-Smith, Joseph E Gonzalez, Joseph M Hellerstein, and Alexey Tumanov. Cloudburst: Stateful functions-as-a-service. In *Proceedings of the VLDB Endowment (VLDB '20)*, Tokyo, Japan, August 2020.
- [80] The WebM Project. Vp8 encode parameter guide, 2023. Accessed: 2023-12-07.
- [81] Shelby Thomas, Lixiang Ao, Geoffrey M. Voelker, and George Porter. Particle: Ephemeral endpoints for serverless networking. In *Proceedings of the 11th ACM Symposium on Cloud Computing (SoCC '20)*, New York, NY, October 2020.
- [82] Shin-Yeh Tsai, Yizhou Shan, , and Yiyang Zhang. Disaggregating Persistent Memory and Controlling Them from Remote: An Exploration of Passive Disaggregated Key-Value Stores. In *Proceedings of the 2020 USENIX Annual Technical Conference (ATC '20)*, Boston, MA, USA, July 2020.
- [83] Ao Wang, Jingyuan Zhang, Xiaolong Ma, Ali Anwar, Lukas Rupperecht, Dimitrios Skourtis, Vasily Tarasov, Feng Yan, and Yue Cheng. InfiniCache: Exploiting ephemeral serverless functions to build a cost-effective memory cache. In *18th USENIX Conference on File and Storage Technologies (FAST '20)*, Santa Clara, CA, February 2020.
- [84] Xingda Wei, Fangming Lu, Rong Chen, and Haibo Chen. KRCORE: A microsecond-scale RDMA control plane for elastic computing. In *2022 USENIX Annual Technical Conference (USENIX ATC 22)*, pages 121–136, Carlsbad, CA, July 2022. USENIX Association.
- [85] Xingda Wei, Tianxia Wang, Jinyu Gu, Yuhang Yang, Fangming Lu, Rong Chen, and Haibo Chen. Booting 10k serverless functions within one second via RDMA-based remote fork. *arXiv preprint arXiv:2203.10225*, 2022.
- [86] Hong Zhang, Yupeng Tang, Anurag Khandelwal, Jingrong Chen, and Ion Stoica. Caerus: Nimble task scheduling for serverless analytics. In *18th USENIX Symposium on Networked Systems Design and Implementation (NSDI 21)*, 2021.
- [87] Wen Zhang, Vivian Fang, Aurojit Panda, and Scott Shenker. Kappa: a programming framework for serverless computing. In *Proceedings of the 11th ACM Symposium on Cloud Computing (SoCC '20)*, Virtual, October 2020.