

Honest Confidence Bands for Isotonic Quantile Curves

Lutz Dümbgen, Lukas Lüthi
University of Bern

July 6, 2022

Abstract. We provide confidence bands for isotonic quantile curves in nonparametric univariate regression with guaranteed given coverage probability. The method is an adaptation of the confidence bands of Dümbgen and Johns (2004) for isotonic median curves.

AMS subject classification: 63G08, 62G15, 62G20

Key words: Binomial distribution, union-intersection test.

1 Introduction

Let $(X_1, Y_1), (X_2, Y_2), \dots, (X_n, Y_n)$ be independent random pairs consisting of covariate values X_i in some real interval \mathcal{X} and response values $Y_i \in \mathbb{R}$. We assume that $\mathbb{P}(Y_i \leq y | X_i) = F(y | X_i)$ with unknown conditional distribution functions $F(\cdot | x)$, $x \in \mathcal{X}$. For any fixed $\gamma \in (0, 1)$ and $x \in \mathcal{X}$, let $Q_\gamma(x)$ be a γ -quantile of $F(\cdot | x)$, that is,

$$F(Q_\gamma(x) - | x) \leq \gamma \leq F(Q_\gamma(x) | x).$$

Our goal is to compute a $(1 - \alpha)$ -confidence band (L, U) for Q_γ under the sole assumption that $Q_\gamma : \mathcal{X} \rightarrow \mathbb{R}$ is isotonic, i.e. non-decreasing. Precisely, we want to determine functions $L = L(\cdot, \text{data})$ and $U = U(\cdot, \text{data})$ on \mathcal{X} with values in $[-\infty, \infty]$ such that

$$\mathbb{P}(L \leq Q_\gamma \leq U \text{ on } \mathcal{X}) \geq 1 - \alpha$$

whenever Q_γ is isotonic. In Section 2 we describe the construction of the bands. It is a simplified and generalized version of the confidence bands of Dümbgen and Johns (2004) who treated the case $\gamma = 0.5$ only. The bands are also similar in spirit to the confidence bands of Dimitriadis et al. (2022) for univariate binary regression or the confidence bands of Yang and Barber (2019) for isotonic regression with subgaussian errors. An important property of the bands is that their computation requires only $O(n^2)$ steps. An alternative method to construct confidence bands for isotonic quantile curves has been proposed recently by Chatterjee and Sen (2021), but it requires certain a priori knowledge about the conditional distribution functions $F(\cdot | x)$, $x \in \mathcal{X}$.

Section 3 presents some asymptotic properties of the bands as the sample size n tends to infinity. The results are similar to the results of Dümbgen and Johns (2004) and Mösching and

Dümbgen (2020). The latter paper treats point estimation of the conditional distribution functions $F(\cdot | x)$ under the assumption that they are isotonic in $x \in \mathcal{X}$ with respect to the usual stochastic order. Section 4 illustrates the bands with some numerical examples. There it is also illustrated what happens if the quantile functions are even assumed to be S-shaped, that is, isotonic and convex-concave, and if we replace our confidence band with the hull of all S-shaped functions fitting within the band. This stronger shape-constraint is plausible in many applications, see Feng et al. (2021) and the references cited therein. The latter paper treats least squares estimation of S-shaped mean functions.

2 Construction of the bands

We condition on the observed values X_1, \dots, X_n , so they become fixed real numbers, and the observations Y_i are independent with distribution functions $F_i := F(\cdot | X_i)$. For an interval $B \subset \mathcal{X}$, let

$$N(B) := \#\{i: X_i \in B\}.$$

Suppose that $g : \mathcal{X} \rightarrow \mathbb{R}$ is a candidate for Q_γ . If $N(B) > 0$ and $g = Q_\gamma$, then the distribution of the random sum

$$S_\ell(B, g) := \#\{i: X_i \in B, Y_i \leq g(X_i)\}$$

is stochastically greater than or equal to a binomial distribution with parameters $N(B)$ and γ . That is, for any integer $k \geq 0$,

$$\mathbb{P}(S_\ell(B, g) \leq k) \leq F_{N(B), \gamma}(k),$$

where $F_{m,p}$ denotes the distribution function of the binomial distribution with parameters $m \in \mathbb{N}$ and $p \in [0, 1]$. Analogously, the distribution of the random sum

$$S_u(B, g) := \#\{i: X_i \in B, Y_i \geq g(X_i)\}$$

is stochastically greater than or equal to a binomial distribution with parameters $N(B)$ and $1 - \gamma$. For our confidence bands, we need an analogous statement simultaneously for all intervals $B \subset \mathcal{X}$.

Lemma 1. *There exists a coupling between the observations Y_1, \dots, Y_n and stochastically independent Bernoulli variables $\xi_1, \dots, \xi_n \in \{0, 1\}$ with $\mathbb{E}(\xi_i) = \gamma$, such that for any version g of Q_γ and all intervals $B \subset \mathcal{X}$,*

$$S_\ell(B, g) \geq T_\ell(B) := \sum_{i: X_i \in B} \xi_i \quad \text{and} \quad S_u(B, g) \geq T_u(B) := \sum_{i: X_i \in B} (1 - \xi_i).$$

Proof of Lemma 1. Let U_1, \dots, U_n be independent random variables with uniform distribution on $(0, 1)$. Then the quantile transformations

$$Y_i := F_i^{-1}(U_i) = \min\{y \in \mathbb{R}: F_i(y) \geq U_i\}$$

yield independent random variables Y_1, \dots, Y_n with distribution functions F_1, \dots, F_n , respectively. For any version g of Q_γ and $1 \leq i \leq n$, it follows from $F_i(g(X_i)) \geq \gamma$ that

$$1_{[Y_i \leq g(X_i)]} = 1_{[F_i(g(X_i)) \geq U_i]} \geq 1_{[U_i \leq \gamma]}.$$

Similarly, the inequality $F_i(g(X_i)-) \leq \gamma$ implies that

$$1_{[Y_i \geq g(X_i)]} = 1_{[F_i(y) < U_i \text{ for all } y < g(X_i)]} \geq 1_{[F_i(g(X_i)-) < U_i]} \geq 1_{[U_i > \gamma]} = 1 - 1_{[U_i \leq \gamma]}.$$

Consequently, $\xi_i := 1_{[U_i \leq \gamma]}$ defines Bernoulli variables ξ_1, \dots, ξ_n with the desired properties. \square

The confidence band can be constructed as follows. Let \mathcal{B} be a given family of compact intervals $B \subset \mathcal{X}$ with endpoints in $\{X_1, \dots, X_n\}$. Suppose that for any integer $m \in \{1, \dots, n\}$, we have specified integers $c_\ell(m), c_u(m) \in \{0, 1, \dots, m\}$ such that

$$\mathbb{P}(T_\ell(B) \geq c_\ell(N(B)) \text{ and } T_u(B) \geq c_u(N(B)) \text{ for all } B \in \mathcal{B}) \geq 1 - \alpha. \quad (1)$$

Then we may claim with confidence $1 - \alpha$ that for any version g of Q_γ and all intervals $B \in \mathcal{B}$,

$$S_\ell(B, g) \geq c_\ell(N(B)) \quad \text{and} \quad S_u(B, g) \geq c_u(N(B)). \quad (2)$$

Let $Y_{B:1} \leq Y_{B:2} \leq \dots \leq Y_{B:N(B)}$ be the order statistics of the observations Y_i with $X_i \in B$, and let $Y_{B:0} := -\infty, Y_{B:N(B)+1} := \infty$. Then it follows from isotonicity of g that

$$S_\ell(B, g) \geq c_\ell(N(B)) \quad \text{implies that} \quad g(\max(B)) \geq Y_{B:c_\ell(N(B))},$$

because $S_\ell(B, g) \leq \#\{i: X_i \in B, Y_i \leq g(\max(B))\}$. Likewise,

$$S_u(B, g) \geq c_u(N(B)) \quad \text{implies that} \quad g(\min(B)) \leq Y_{B:N(B)+1-c_u(N(B))}.$$

Assuming that Q_γ is isotonic, $Y_{B:c_\ell(N(B))}$ is a lower bound for all values $Q_\gamma(x)$, $x \geq \max(B)$, and $Y_{B:N(B)+1-c_u(N(B))}$ is an upper bound for all values $Q_\gamma(x)$, $x \leq \min(B)$. These considerations lead to the following $(1 - \alpha)$ -confidence band (L, U) for Q_γ :

$$L(x) := \sup_{B \in \mathcal{B}: \max(B) \leq x} Y_{B:c_\ell(N(B))}, \quad (3)$$

$$= \sup_{B \in \mathcal{B}: \max(B) \leq x} \min\{r \in [-\infty, \infty): S_\ell(B, r) \geq c_\ell(N(B))\}$$

$$U(x) := \inf_{B \in \mathcal{B}: \min(B) \geq x} Y_{B:N(B)+1-c_u(N(B))} \quad (4)$$

$$= \inf_{B \in \mathcal{B}: \min(B) \geq x} \max\{r \in (-\infty, \infty): S_u(B, r) \geq c_u(N(B))\}$$

with the conventions that $\sup(\emptyset) := -\infty$ and $\inf(\emptyset) := \infty$, where $S_\ell(B, r) := \#\{i: X_i \in B, Y_i \leq r\}$ and $S_u(B, r) := \#\{i: X_i \in B, Y_i \geq r\}$ for $r \in [-\infty, \infty]$.

Finding the critical values $c_\ell(m)$ and $c_u(m)$. Let $\tilde{n} \leq n$ be the number of elements of the set $\{X_1, \dots, X_n\}$. Then \mathcal{B} consists of at most $\tilde{n}(\tilde{n} + 1)/2$ different intervals. By Bonferroni's inequality, for any choice of the bounds $c_\ell(m)$ and $c_u(m)$,

$$\begin{aligned} & \mathbb{P}(T_\ell(B) < c_\ell(N(B)) \text{ or } T_u(B) < c_u(N(B)) \text{ for some } B \in \mathcal{B}) \\ & \leq \sum_{m=1}^n h_m [F_{m,\gamma}(c_\ell(m) - 1) + F_{m,1-\gamma}(c_u(m) - 1)], \end{aligned} \quad (5)$$

where h_m is the number of intervals $B \in \mathcal{B}$ such that $N(B) = m$. Now let

$$c_\ell(m) := F_{m,\gamma}^{-1}(\kappa) \quad \text{and} \quad c_u(m) := F_{m,1-\gamma}^{-1}(\kappa) \quad (6)$$

for some $\kappa \in (0, 1]$. With a simple bisection search, one can find a maximal value of κ such that the bound (5) is not larger than α . Since $\sum_{m=1}^n H(m) \leq \tilde{n}(\tilde{n}+1)/2$ and $F_{m,p}(F_{m,p}^{-1}(\kappa) - 1) \leq \kappa$, we know that

$$\kappa \geq \frac{\alpha}{2\#\mathcal{B}} \geq \frac{\alpha}{\tilde{n}(\tilde{n}+1)}.$$

The simple choice $\kappa = \alpha/(\tilde{n}(\tilde{n}+1))$ would be similar to the approach of Yang and Barber (2019) or Dimitriadis et al. (2022).

Alternatively, we propose to use the critical values in (6) with κ equal to a Monte-Carlo estimate of the α -quantile of the random variable

$$\min_{B \in \mathcal{B}} \min\{F_{N(B),\gamma}(T_\ell(B)), F_{N(B),1-\gamma}(T_u(B))\}. \quad (7)$$

Both proposals correspond to a union-intersection test: For each interval $B \in \mathcal{B}$ and any candidate g for Q_γ , one may interpret

$$F_{N(B),\gamma}(S_\ell(B, g))$$

as a p-value of the null hypothesis that $Q_\gamma \leq g$ on B , and

$$F_{N(B),1-\gamma}(S_u(B, g))$$

is a p-value of the null hypothesis that $Q_\gamma \geq g$ on B .

Choosing \mathcal{B} . In principle, one could take \mathcal{B} to be the set of all $\tilde{n}(\tilde{n}+1)/2$ compact intervals $B \subset \mathcal{X}$ with endpoints in $\{X_1, \dots, X_n\}$. But for very large values \tilde{n} , the Bonferroni version of our critical values $c_\ell(m)$ and $c_u(m)$ may become rather conservative, while Monte-Carlo simulation of (7) may be too time-consuming. Alternatively, we propose to specify a subset \mathcal{D} of $\{1, \dots, \lceil \tilde{n}/2 \rceil\}$ and to restrict ourselves to intervals $B \subset \mathcal{X}$ such that the cardinality of $B \cap \{x_1, \dots, x_n\}$ is in \mathcal{D} . Specific choices are the intersection of $\{1, \dots, \lceil \tilde{n}/2 \rceil\}$ with the set of numbers $a_\ell := 1 + \ell(\ell-1)/2$, $\ell \geq 1$. That is, $a_1 = 1$ and $a_{\ell+1} - a_\ell = \ell$. Here, $\#\mathcal{D} = O(\tilde{n}^{1/2})$ and thus, $\#\mathcal{B} = O(\tilde{n}^{3/2})$. Alternatively, one could intersect $\{1, \dots, \lceil \tilde{n}/2 \rceil\}$ with the set of Fibonacci numbers $1, 2, 3, 5, 8, 13, \dots$ or the powers 2^ℓ , $\ell \geq 0$. In both cases, $\#\mathcal{D} = O(\log \tilde{n})$ and $\#\mathcal{B} = O(\tilde{n} \log \tilde{n})$.

Explicit computation of L and U . Let $z_1 < \dots < z_{\tilde{n}}$ be the elements of $\{X_1, \dots, X_n\}$. Note first that $L \equiv -\infty$ on $(-\infty, z_1)$, and L is constant on all intervals $[z_j, z_{j+1})$, $1 \leq j \leq \tilde{n}$, where $z_{\tilde{n}+1} := \infty$. Similarly, $U \equiv \infty$ on $(z_{\tilde{n}}, \infty)$, and U is constant on all intervals $(z_{j-1}, z_j]$, $1 \leq j \leq \tilde{n}$, where $z_0 := -\infty$. Thus it suffices to compute $\mathbf{L} = (L(z_j))_{j=1}^{\tilde{n}}$ and $\mathbf{U} = (U(z_j))_{j=1}^{\tilde{n}}$.

Now we describe an algorithm to compute \mathbf{L} in $O(n^2)$ steps. The same algorithm can be applied to compute $\mathbf{U} = (U(z_j))_{j=1}^{\tilde{n}}$ by replacing temporarily the observations (X_i, Y_i) with

```

 $r \leftarrow -\infty$ 
for  $k = 1, 2, \dots, n$  do
   $j \leftarrow k + 1$ 
   $S \leftarrow 0$ 
   $r_{\text{new}} \leftarrow \infty$ 
  while  $j > 1$  do
     $j \leftarrow j - 1$ 
     $S \leftarrow S + \sum_{i: X_i = z_j} 1_{[Y_i \leq r]}$ 
     $r_{\text{new}} \leftarrow \min(\{r_{\text{new}}\} \cup \{Y_i: X_i = z_j, Y_i > r\})$ 
    if  $S < c_\ell(N_k - N_{j-1})$  then
       $r \leftarrow r_{\text{new}}$ 
       $j \leftarrow k + 1$ 
       $S \leftarrow 0$ 
       $r_{\text{new}} \leftarrow \infty$ 
    end if
  end while
   $L(z_k) \leftarrow r$ 
end for

```

Table 1: Algorithm to compute the lower confidence bounds $L(\cdot)$.

$(-X_i, -Y_i)$ and γ with $1 - \gamma$. This is possible because our methods of setting κ for the critical values in (6) are invariant under these replacements.

In what follows, let $N_j := \#\{i: X_i \leq z_j\}$ for $j \in \{0, 1, \dots, \tilde{n}\}$. Suppose that for some $k \in \{1, \dots, \tilde{n}\}$, the value $L(z_{k-1})$ is known already, where $L(z_0) := -\infty$. Then $L(z_k)$ is the smallest number $r \in [L(z_{k-1}), \infty)$ such that

$$S([z_j, z_k], r) \geq c_\ell(N_k - N_{j-1}) \quad \text{for all } [z_j, z_k] \in \mathcal{B}.$$

To determine this number r , we start with $r = L(z_{k-1})$ and check for $j = k, k-1, k-2, \dots$ whether $[z_j, z_k]$ belongs to \mathcal{B} and, if yes, satisfies $S([z_j, z_k], r) \geq c_\ell(N_k - N_{j-1})$. While doing this, we determine the next candidate

$$r_{\text{new}} := \min(\{\infty\} \cup \{Y_i: X_i \in [z_j, z_k], Y_i > r\})$$

for r . As soon as $[z_j, z_k] \in \mathcal{B}$ but $S([z_j, z_k], r) < c_\ell(N_k - N_{j-1})$, we replace r with r_{new} and reset j to k . This leads to the algorithm described in Table 1.

That this algorithm has running time $O(n^2)$ can be verified as follows: For a given pair (k, r) in $\{1, \dots, \tilde{n}\} \times (\{-\infty\} \cup \{Y_1, \dots, Y_n\})$, we initialise and update S and r_{new} for $j = k, k-1, k-2, \dots$ until $j = 1$ or $[z_j, z_k] \in \mathcal{B}$ but $S([z_j, z_k]) < c_\ell(N_k - N_{j-1})$. This requires $O(n)$ steps. The next pair (k', r') satisfies either $k' > k$ or $r' > r$. Consequently, from the starting point $(k, r) = (1, -\infty)$, we arrive at the point $(k, r) = (\tilde{n}, L(z_{\tilde{n}}))$ in at most $\tilde{n} - 1 + n = O(n)$ steps. Hence, the total running time is of order $O(n^2)$.

3 Asymptotics

Similarly as in Dümbgen and Johns (2004), Mösching and Dümbgen (2020) and Dimitriadis et al. (2022), we consider a triangular scheme of observations. For each sample size $n \geq 1$, we observe $(X_{n1}, Y_{n1}), \dots, (X_{nn}, Y_{nn})$ with fixed numbers $X_{n1} \leq \dots \leq X_{nn}$ in \mathcal{X} and independent random variables Y_{n1}, \dots, Y_{nn} , where Y_{ni} has distribution function $F(\cdot | X_{ni})$. Let (L_n, U_n) be the confidence band described before for sample size n , based on a family $\mathcal{B}_n \subset \mathcal{B}_n^*$, where \mathcal{B}_n^* is the family of all compact intervals with endpoints in $\{X_{n1}, \dots, X_{nn}\}$. We analyze asymptotic properties of (L_n, U_n) on a bounded open interval $(a_0, b_0) \subset \mathcal{X}$ under the following three assumptions.

(A) For any set $B_* \in \mathcal{B}_n^*$, there exists a set $B \in \mathcal{B}_n$ such that $B \subset B_*$ and $N_n(B) \geq N_n(B_*)/2$.

(B) Let $\text{Leb}(\cdot)$ denote Lebesgue measure, and let $N_n(B) = \#\{i: X_{ni} \in B\}$ for $B \subset \mathcal{X}$. There exist constants $C_1, C_2 > 0$ such that for sufficiently large n ,

$$N_n(B) \geq C_1 n \text{Leb}(B)$$

for arbitrary intervals $B \subset (a_0, b_0)$ such that $\text{Leb}(B) \geq C_2 \log(n)/n$.

(C) There exist constants $D_1, D_2 > 0$ such that for all $x \in (a_0, b_0)$, the γ -quantile $Q_\gamma(x)$ is unique, and

$$\frac{F(Q_\gamma(x) + h | x) - \gamma}{h} \geq D_1$$

for all nonzero $h \in [-D_2, D_2]$.

One can easily show that assumption (A) is satisfied for all proposals of \mathcal{B}_n in the previous section. Assumption (B) is satisfied, for instance, in a deterministic setting with fixed design points $X_{ni} = G^{-1}(i/n)$ for some distribution function G on \mathcal{X} such that G' exists and is bounded away from 0 on (a_0, b_0) . If the X_{ni} are the order statistics of n independent random variables with such a distribution function G , the arguments in Section 4.3 of Mösching and Dümbgen (2020) can be modified to show that Condition (A) is satisfied almost surely, provided that $C_1, C_2 > 0$ are chosen appropriately.

Theorem 2. *Suppose that assumptions (A,B,C) are satisfied. Let $\rho_n = \log(n)/n$. There exist constants $C, C' > 0$ depending only on C_1, C_2, D_1, D_2 with the following properties:*

(i) *Suppose that Q_γ is constant on (a_0, b_0) . Then with asymptotic probability one,*

$$\begin{aligned} U_n(x) &\leq p(x) + C\sqrt{\rho_n/(b_0 - x)} \quad \text{for all } x \in (a_0, b_0 - C'\rho_n], \\ L_n(x) &\geq p(x) - C\sqrt{\rho_n/(b_0 - x)} \quad \text{for all } x \in [a_0 + C'\rho_n, b_0). \end{aligned}$$

(ii) *Suppose that p is Hölder-continuous with exponent $\beta \in (0, 1]$ and constant $\lambda > 0$ on (a_0, b_0) , that is, $|Q_\gamma(x) - Q_\gamma(x')| \leq \lambda|x - x'|$ for all $x, x' \in (a_0, b_0)$. Then for $\delta_n := (\lambda^{-2}\rho_n)^{1/(2\beta+1)}$,*

$$\sup_{x \in (a_0, b_0 - \delta_n]} (U_n(x) - Q_\gamma(x))^+, \quad \sup_{x \in (a_0 + \delta_n, b_0)} (Q_\gamma(x) - L_n(x))^+ \leq C\lambda^{1/(2\beta+1)}\rho_n^{\beta/(2\beta+1)}.$$

(iii) Suppose that Q_γ is discontinuous at some point $x_o \in (a_o, b_o)$. Then with asymptotic probability one,

$$\begin{aligned} U_n(x) &\leq Q_\gamma(x_{o-}) + C\sqrt{\rho_n/(x_o - x)} \quad \text{for all } x \in (a_o, x_o - C'\rho_n], \\ L_n(x) &\geq Q_\gamma(x_{o+}) - C\sqrt{\rho_n/(x - x_o)} \quad \text{for all } x \in [a_o + C'\rho_n, b_o). \end{aligned}$$

Part (i) shows that for arbitrary fixed numbers $a_o < a < b < b_o$,

$$\sup_{x \in (a_o, b]} (U_n - p)^+(x) + \sup_{x \in [a, b_o)} (p - L_n)^+(x) = O_p(\rho_n^{1/2})$$

Part (iii) shows that for with asymptotic probability one,

$$U_n(x_\ell) < \frac{Q_\gamma(x_{o-}) + Q_\gamma(x_{o+})}{2} < L_n(x_r)$$

for $a_o < x_\ell < x_o - D\rho_n$ and $x_o + D\rho_n < x_r < b_o$, where D is the maximum of C' and $4C^2(Q_\gamma(x_{o+}) - Q_\gamma(x_{o-}))^{-2}$. Consequently, whenever Q_γ has a discontinuity at some point in (a_o, b_o) , the confidence band (L_n, U_n) crosses a horizontal line on an interval of length $O(\rho_n)$.

Proof of Theorem 2. For symmetry reasons, it suffices to prove the claims about the lower bound function $L_n(\cdot)$. For notational convenience, the additional subscript n for the triangular scheme is often dropped. In what follows, C_o denotes a generic universal constant, and C' denotes a generic constant depending possibly on C_1, D_1 .

Applying Hoeffding's inequality (Hoeffding, 1963) to binomial distributions leads to the inequalities

$$c_\ell(m) \geq m\gamma - \sqrt{m \log(1/\kappa)/2}, \quad (8)$$

where $c_\ell(m) = F_{m,\gamma}^{-1}(\kappa)$. Since $\kappa \geq \alpha/[n(n+1)]$, we may conclude from (9) that for $1 \leq m \leq n$ and sufficiently large n ,

$$c_\ell(m) \geq m\gamma - C_o\sqrt{m \log(n)}, \quad (9)$$

provided that $C_o > 1$. For $B \in \mathcal{B}$ and $r \in \mathbb{R}$, let

$$\Sigma_\ell(B, r) := \mathbb{E} S_\ell(B, r).$$

Then it follows from Mösching and Dümbgen (2020, Corollary 4.7) that with asymptotic probability one,

$$\sup_{B \in \mathcal{B}, r \in \mathbb{R}} N(B)^{-1/2} |(S_\ell - \Sigma_\ell)(B, r)| \leq C_o\sqrt{\log(n)}, \quad (10)$$

provided that $C_o > 1$.

From now on, we always assume that n is large enough such that all inequalities for $N(\cdot)$ in assumption (A) are satisfied, and we tacitly assume that inequalities (9) and (10) hold true as well. For $B \in \mathcal{B}$ and $j \in \{0, 1, \dots, N(B)\}$, it follows from (10) that

$$j \leq S_\ell(B, Y_{B:j}) \leq \Sigma_\ell(B, Y_{B:j}) + C_o\sqrt{N(B) \log(n)}.$$

Plugging in $j = c_\ell(N(B))$ and using (9), we may conclude that for all $B \in \mathcal{B}$,

$$\Sigma_\ell(B, Y_{B:c_\ell(N(B))}) \geq N(B)\gamma - C_o\sqrt{N(B)\log(n)},$$

provided that $C_o > 2$. Combining this inequality with the definition (3) of L shows that L is bounded from below by the following deterministic function \tilde{L} :

$$\tilde{L}(x) := \sup_{B \in \mathcal{B}: \max(B) \leq x} \inf\{r \in \mathbb{R}: \Sigma_\ell(B, r) \geq N(B)\gamma - C_o\sqrt{N(B)\log(n)}\}.$$

Consequently, it suffices to verify the assertions for \tilde{L} instead of L .

As to part (i), suppose that $Q_\gamma \equiv q$ on (a_o, b_o) . For $x \in [a_o + C_2\rho_n, b_o)$, let $B(x)$ be the largest interval in \mathcal{B}_n which is contained in $(a_o, x]$. By assumptions (A-B), $N(B(x)) \geq 2^{-1}C_1n(x - a_o)$, and assumption (C) implies that for $h \in (0, D_2]$,

$$\Sigma_\ell(B(x), q - h) = \sum_{i: X_i \in B(x)} F(Q_\gamma(X_i) - h | X_i) \leq N(B(x))\gamma - D_1N(B(x))h.$$

Consequently, $\Sigma_\ell(B(x)) \geq N(B(x))\gamma - C_o\sqrt{N(B(x))\log(n)}$ implies that

$$h \leq C_oD_1^{-1}\sqrt{\log(n)/N(B(x))} \leq h_n(x) := 2^{1/2}C_oD_1^{-1}C_1^{-1/2}\sqrt{\rho_n/(x - a_o)}.$$

If we restrict x to $[a_0 + C'\rho_n, b_o)$ with sufficiently large $C' \geq C_2$, the number $h_n(x)$ is no larger than D_2 , and we may conclude that

$$\tilde{L}(x) \geq \inf\{r \in \mathbb{R}: \Sigma_\ell(B(x), r) \geq N(B(x))\gamma - C_o\sqrt{N(B(x))\log(n)}\} \geq q - h_n(x),$$

which proves part (i).

Concerning part (ii), suppose that Q_γ is Hölder-continuous on (a_o, b_o) with exponent $\beta \in (0, 1]$ and constant $\lambda > 0$. Since $\delta_n/\rho_n \rightarrow \infty$, we may assume that $\delta_n \geq C_2\rho_n$. For $x \in [a_o + \delta_n, b_o)$, let $B(x)$ be the largest interval in \mathcal{B}_n which is contained in $(x - \delta_n, x]$. Then assumptions (A-B) imply that $N(B(x)) \geq 2^{-1}C_1n\delta_n$. For $h \in (0, D_2]$, it follows from assumption (C) that

$$\begin{aligned} \Sigma_\ell(B(x), Q_\gamma(x) - h) &= \sum_{i: X_i \in B(x)} F(Q_\gamma(X_i) - h | X_i) \\ &\leq \sum_{i: X_i \in B(x)} F(Q_\gamma(x) + L\delta_n^\beta - h | X_i) \\ &\leq N(B(x)) - D_1N(B(x))(h - L\delta_n^\beta)^+. \end{aligned}$$

Consequently, $\Sigma_\ell(B(x), Q_\gamma(x) - h) \geq N(B(x))\gamma - C_o\sqrt{N(B(x))\log(n)}$ implies that

$$h \leq L\delta_n^\beta + C_o\sqrt{N(B(x))\log(n)} \leq h_n,$$

where

$$h_n := L\delta_n^\beta + 2^{1/2}C_oC_1^{-1/2}\sqrt{\rho_n/\delta_n} = (1 + 2^{1/2}C_oC_1^{-1/2})\lambda^{1/(2\beta+1)}\rho_n^{\beta/(2\beta+1)}.$$

Since $h_n \rightarrow 0$, the requirement $h_n \leq D_2$ is satisfied for sufficiently large n , and then for all $x \in [a_o + \delta_n, b_o)$,

$$\tilde{L}(x) \geq \inf\{r \in \mathbb{R}: \Sigma_\ell(B(x), r) \geq N(B(x))\gamma - C_o\sqrt{N(B(x))\log(n)}\} \geq Q_\gamma(x) - h_n,$$

which proves part (ii).

Finally, suppose that Q_γ is discontinuous at $x_o \in (a_o, b_o)$. For $x \in (a_o, x_o - C_2\rho_n]$, let $B(x)$ be the largest interval in \mathcal{B}_n which is contained in $[x, x_o)$. By assumptions (A-B), $N(B(x)) \geq 2^{-1}C_1n(x_o - x)$. For $h \in (0, D_2]$, it follows from assumption (C) that

$$\Sigma_\ell(B(x), Q_\gamma(x_o-) - h) \leq \sum_{i: X_i \in B(x)} F(Q_\gamma(X_i) - h | X_i) \leq N(B(x))\gamma - D_1N(B(x))h.$$

Consequently, $\Sigma_\ell(B(x)) \geq N(B(x))\gamma - C_o\sqrt{N(B(x))\log(n)}$ implies that

$$h \leq C_oD_1^{-1}\sqrt{\log(n)/N(B(x))} \leq h_n(x) := 2^{1/2}C_oD_1^{-1}C_1^{-1/2}\sqrt{\rho_n/(x_o - x)}.$$

If we restrict x to $(a_o, x_o - C'\rho_n]$ for sufficiently large $C' \geq C_2$, then $h_n(x) \leq D_2$, and we may conclude that

$$\tilde{L}(x) \geq \inf\{r \in \mathbb{R}: \Sigma_\ell(B(x), r) \geq N(B(x))\gamma - C_o\sqrt{N(B(x))\log(n)}\} \geq q - h_n(x),$$

which proves part (iii). □

4 Numerical examples

Figure 1 shows a simulated data set of $n = 500$ pairs (X_i, Y_i) , $1 \leq i \leq n$, where $X_i \in (0, 50)$. To compute 95%-confidence bands for a corresponding quantile function Q_γ , we used the family \mathcal{B} of all compact intervals B with endpoints in $\{X_1, \dots, X_n\}$ such that $\#B$ is in $\{1 + \ell(\ell - 1)/2: \ell \geq 1\}$.

For $\gamma = 0.5$ and $\alpha = 0.05$, the Bonferroni bound for the critical value κ was $1.041119 \cdot 10^{-5}$, but by means of 199999 Monte Carlo simulations of (7) we obtained the more accurate and substantially larger value $\hat{\kappa} = 9.901973 \cdot 10^{-4}$. Figure 2 shows the data with the resulting 95%-confidence band for $Q_{0.5}$; the latter is shown as well.

For $\gamma \in \{0.25, 0.75\}$ and $\alpha = 0.05$, the Bonferroni bound for the critical value κ was $1.152103 \cdot 10^{-5}$, but with 199999 Monte Carlo simulations of (7) we obtained the value $\hat{\kappa} = 1.07446 \cdot 10^{-4}$. Figures 3 and 4 show the data with the resulting 95%-confidence band for $Q_{0.25}$ and $Q_{0.75}$, respectively.

Figures 5, 6, 7 and 8 show analogous pictures for a data set of size $n = 2500$.

An stronger shape constraint. In some applications, it is plausible that the quantile functions should be isotonic and convex or isotonic and concave. Both constraints are special cases of the more general assumption that the quantile functions are S-shaped. That means, they are isotonic on \mathcal{X} , and for some inflection point $\mu \in [-\infty, \infty]$, they are convex on $\mathcal{X} \cap (-\infty, \mu]$ and concave

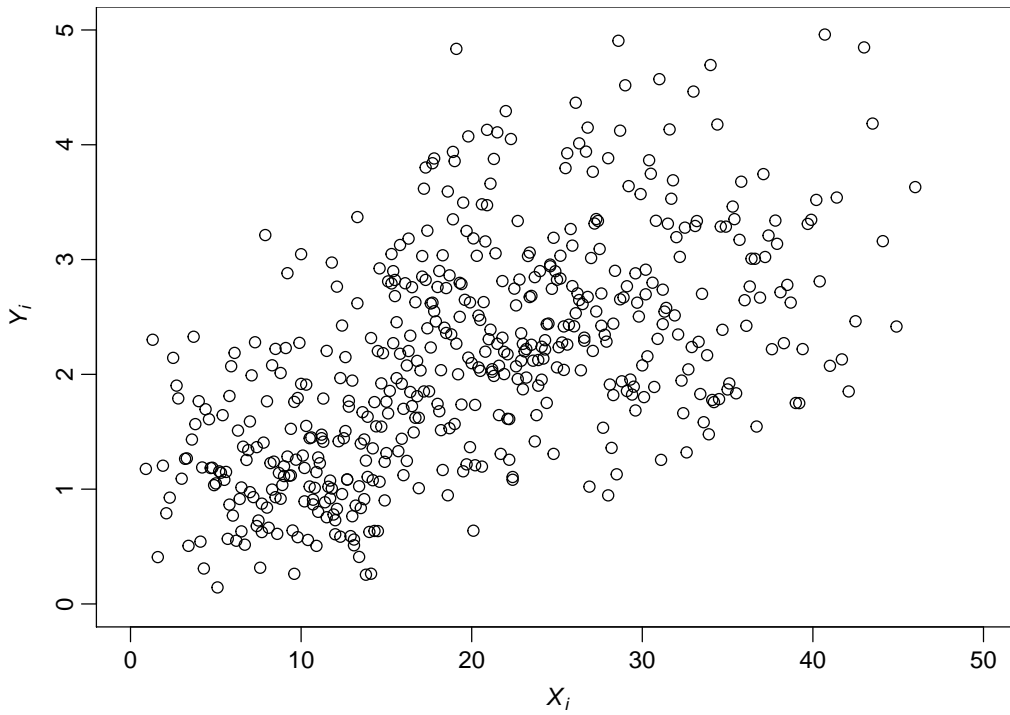


Figure 1: An example data set of size $n = 500$.

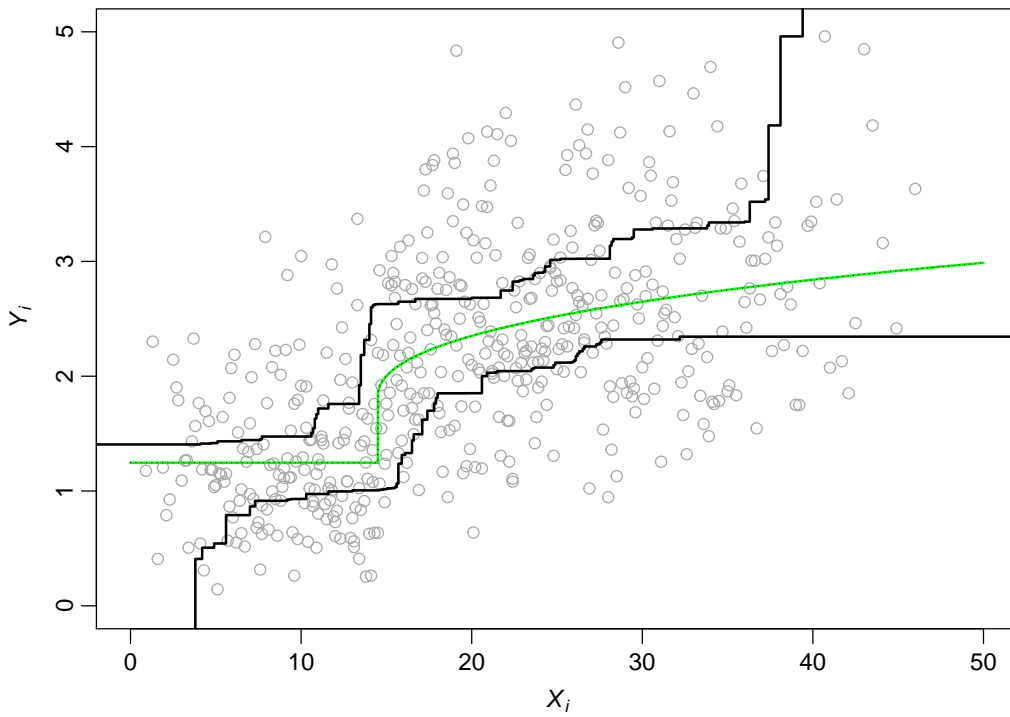


Figure 2: 95%-Confidence band for $Q_{0.5}$ for the data in Figure 1, together with the true quantile function $Q_{0.5}$ (green, dotted).

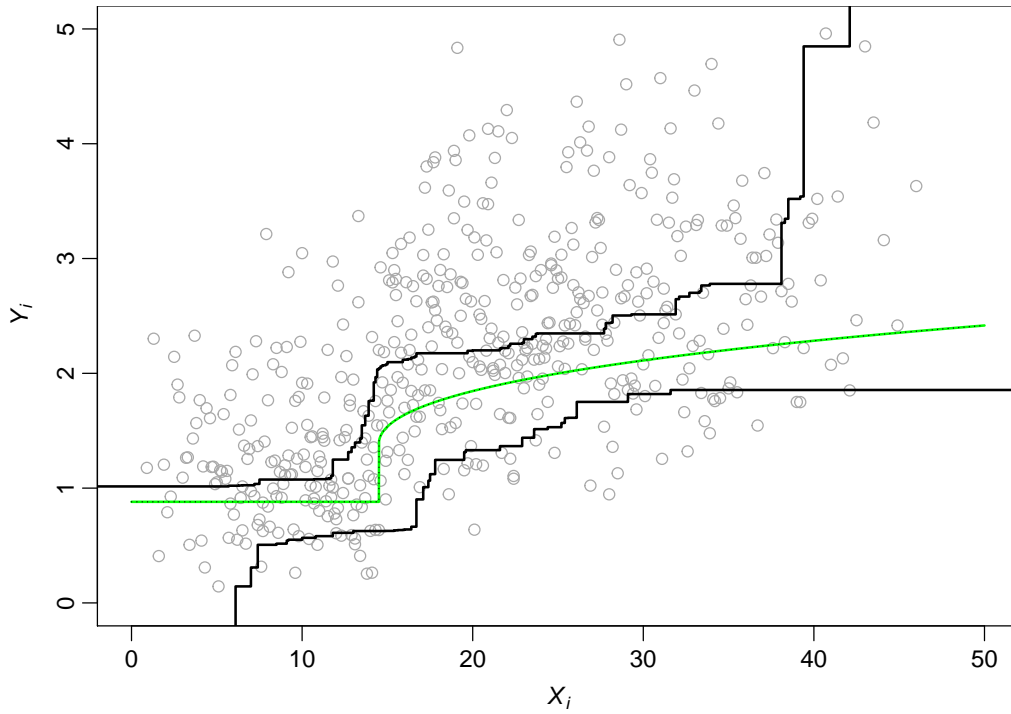


Figure 3: 95%-Confidence band for $Q_{0.25}$ for the data in Figure 1, together with the true quantile function $Q_{0.25}$ (green, dotted).

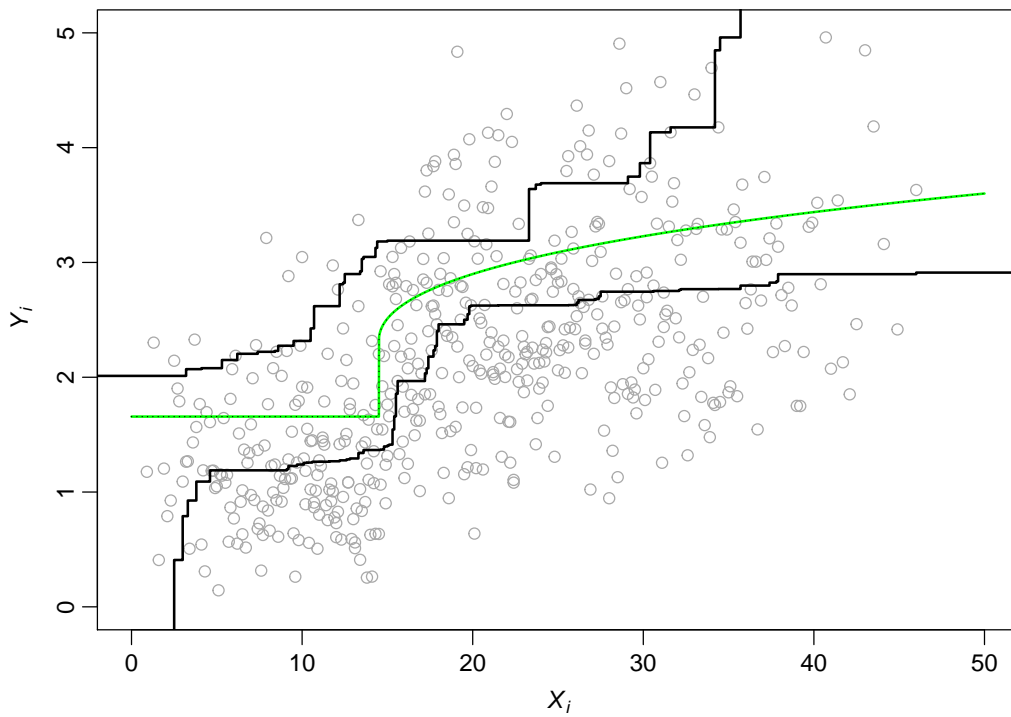


Figure 4: 95%-Confidence band for $Q_{0.75}$ for the data in Figure 1, together with the true quantile function $Q_{0.75}$ (green, dotted).

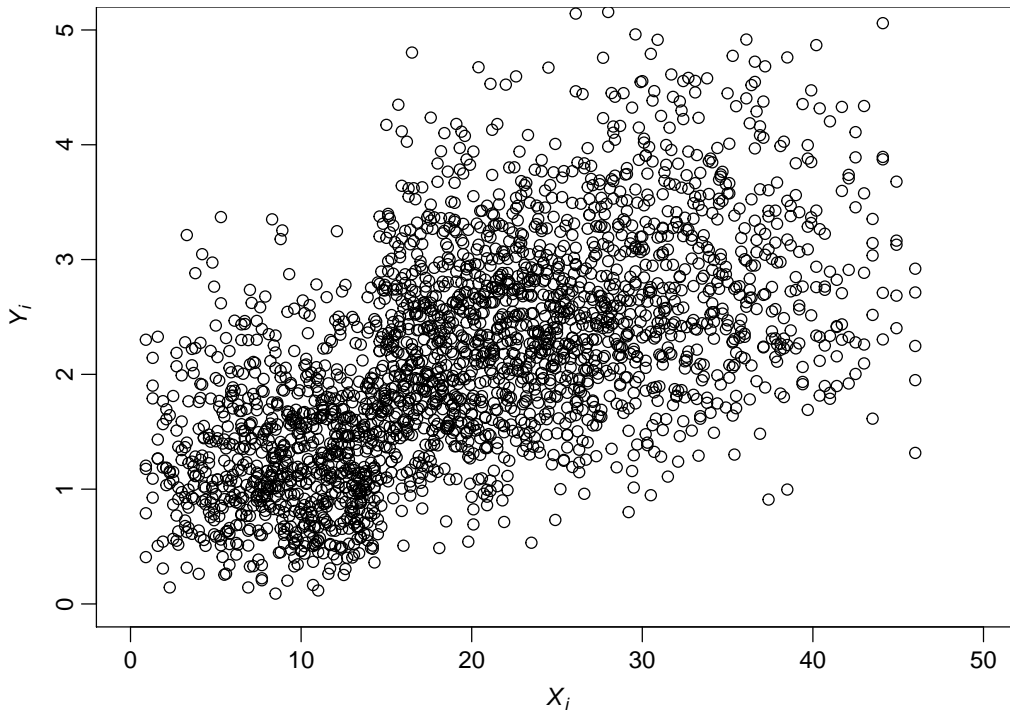


Figure 5: An example data set of size $n = 2500$.

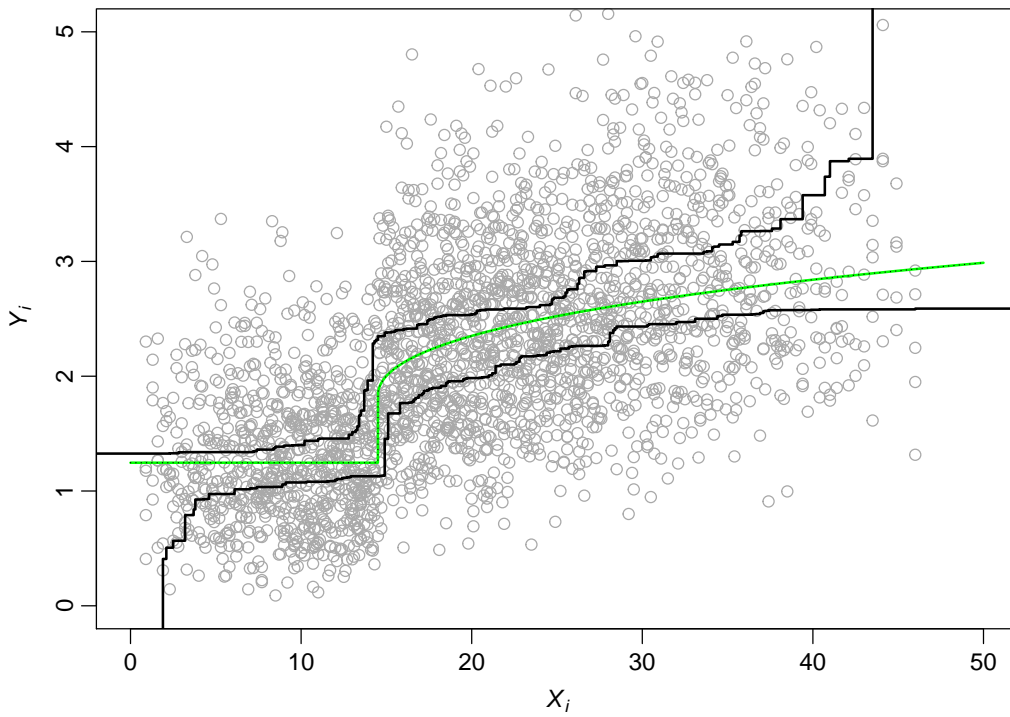


Figure 6: 95%-Confidence band for $Q_{0.5}$ for the data in Figure 5, together with the true quantile function $Q_{0.5}$ (green, dotted).

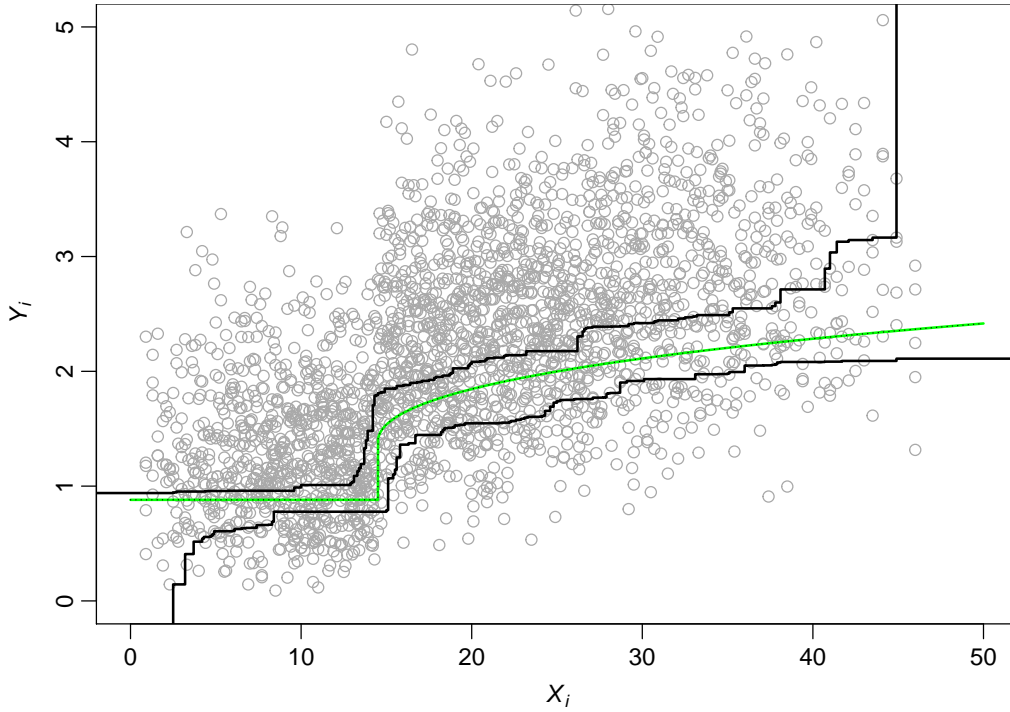


Figure 7: 95%-Confidence band for $Q_{0.25}$ for the data in Figure 5, together with the true quantile function $Q_{0.25}$ (green, dotted).

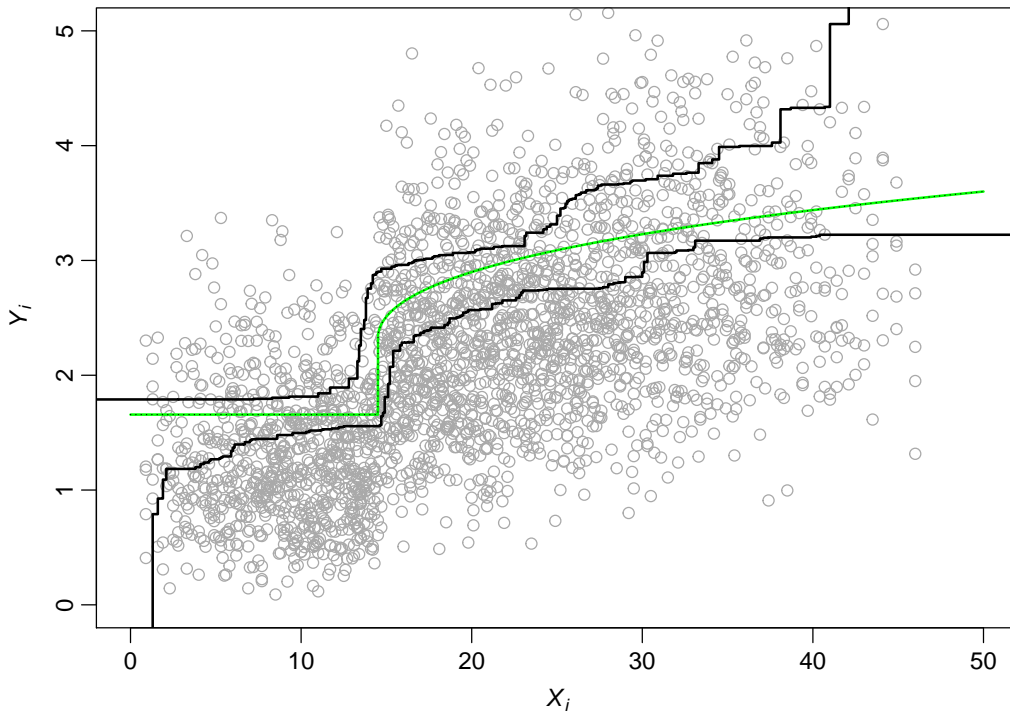


Figure 8: 95%-Confidence band for $Q_{0.75}$ for the data in Figure 5, together with the true quantile function $Q_{0.75}$ (green, dotted).

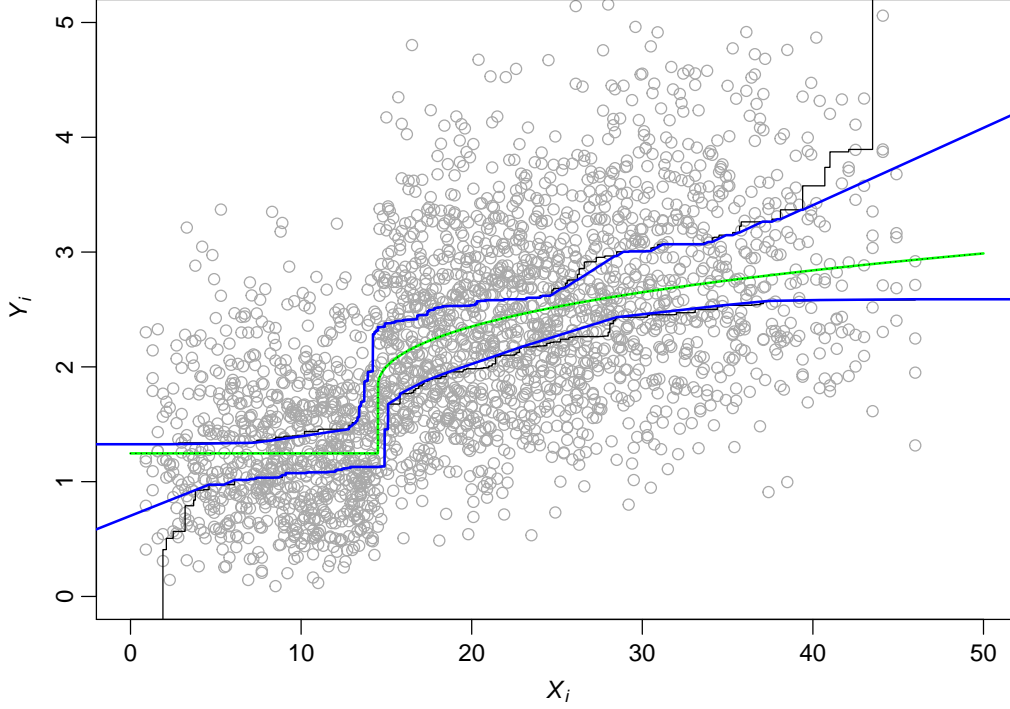


Figure 9: 95%-Confidence band for S-shaped $Q_{0.5}$ for the data in Figure 5, together with the true quantile function $Q_{0.5}$ (green, dotted).

on $[\mu, \infty) \cap \mathcal{X}$. Since S-shapedness implies isotonicity, assuming the quantile function Q_γ is S-shaped allows for the following refinement of our $(1 - \alpha)$ -confidence band (L, U) for Q_γ . We compute (\tilde{L}, \tilde{U}) with

$$\begin{aligned}\tilde{L}(x) &:= \inf\{S(x) : S \text{ S-shaped}, L \leq S \leq U\}, \\ \tilde{U}(x) &:= \sup\{S(x) : S \text{ S-shaped}, L \leq S \leq U\}.\end{aligned}$$

Precisely, we choose a fine grid M of potential values for the inflection point μ of Q_γ and determine

$$\begin{aligned}\tilde{L}(x, \mu) &:= \inf\{S(x) : S \text{ S-shaped with inflection point } \mu, L \leq S \leq U\}, \\ \tilde{U}(x, \mu) &:= \sup\{S(x) : S \text{ S-shaped with inflection point } \mu, L \leq S \leq U\}.\end{aligned}$$

These functions $\tilde{L}(\cdot, \mu)$ and $\tilde{U}(\cdot, \mu)$ are easily determined, and then we approximate $\tilde{L}(x)$ and $\tilde{U}(x)$ with $\min_{\mu \in M} \tilde{L}(x, \mu)$ and $\max_{\mu \in M} \tilde{U}(x, \mu)$, respectively.

For our numerical example with sample size $n = 500$, the bands (\tilde{L}, \tilde{U}) differ only little from (L, U) , but for sample size $n = 2500$, the improvement is substantial; see Figures 9, 10 and 11. The original band (L, U) is depicted with thin black lines, and the refined band (\tilde{L}, \tilde{U}) is depicted with blue lines.

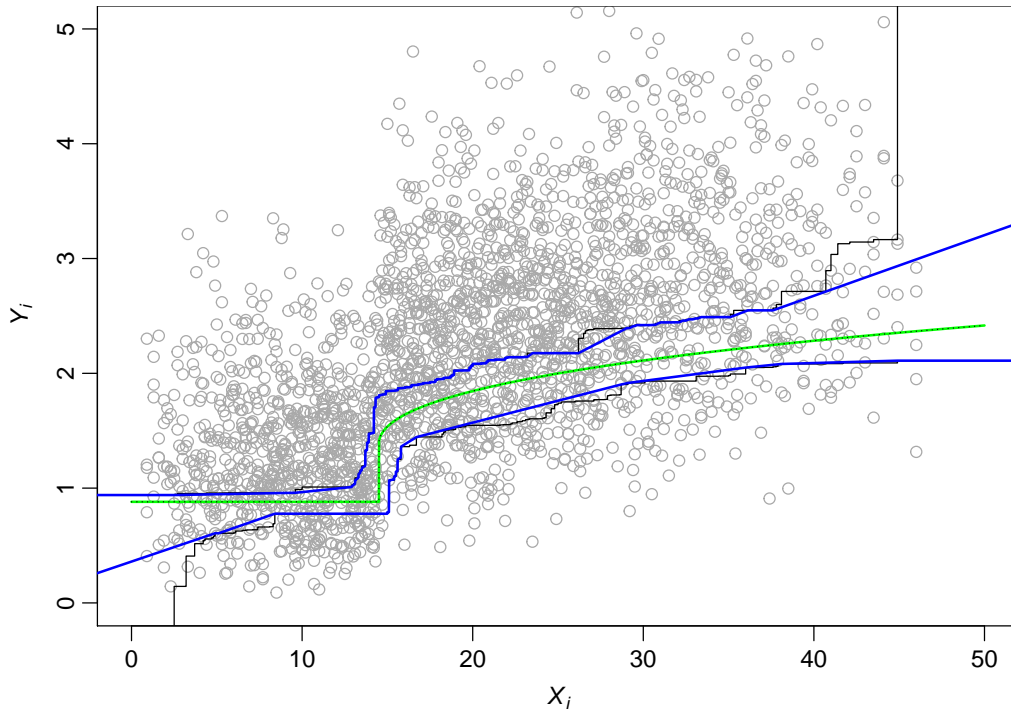


Figure 10: 95%-Confidence band for S-shaped $Q_{0.25}$ for the data in Figure 5, together with the true quantile function $Q_{0.25}$ (green, dotted).

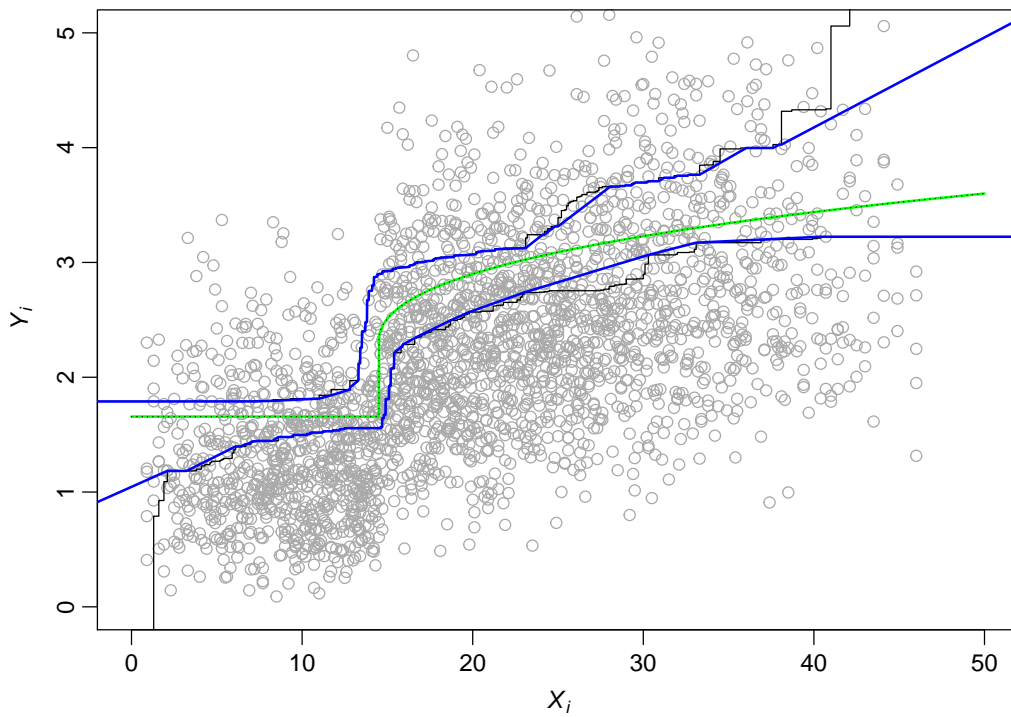


Figure 11: 95%-Confidence band for S-shaped $Q_{0.75}$ for the data in Figure 5, together with the true quantile function $Q_{0.75}$ (green, dotted).

References

- CHATTERJEE, S. and SEN, S. (2021). Regret minimization in isotonic, heavy-tailed contextual bandits via adaptive confidence bands. Preprint (arxiv:2110.10245).
- DIMITRIADIS, T., DÜMBGEN, L., HENZI, A., PUKE, M. and ZIEGEL, J. (2022). Honest calibration assessment for binary outcome predictions. Preprint (arxiv:2203.04065).
- DÜMBGEN, L. and JOHNS, R. B. (2004). Confidence bands for isotonic median curves using sign tests. *J. Comput. Graph. Statist.* **13** 519–533.
- FENG, O. Y., CHEN, Y., HAN, Q., CARROL, R. J. and SAMWORTH, R. J. (2021). Nonparametric, tuning-free estimation of S-shaped functions. Preprint (arxiv:2107.07257).
- HOEFFDING, W. (1963). Probability inequalities for sums of bounded random variables. *J. Amer. Statist. Assoc.* **58** 13–30.
- MÖSCHING, A. and DÜMBGEN, L. (2020). Monotone least squares and isotonic quantiles. *Electron. J. Stat.* **14** 24–49.
- YANG, F. and BARBER, R. F. (2019). Contraction and uniform convergence of isotonic regression. *Electron. J. Stat.* **13** 646–677.