

Research: A Pre-Computing Solution for Online Advertising Serving

Han Xu, Hao Qi, Kunyao Wang, Pei Wang,*

Guowei Zhang, Congcong Liu, Junsheng Jin, Xiwei Zhao, Changping Peng, Zhangang Lin, Jingping Shao

Business Growth BU, JD

Beijing, China

{xuhan54,qihao1,wangkunyao,wangpei959}@jd.com

{zhangguowei28,liucongcong25,jinjunsheng,zhaoxiwei,pengchangping,linzhangang,shaojingping}@jd.com

ABSTRACT

Click-Through Rate (CTR) prediction plays a key role in online advertising systems and online advertising. Constrained by strict requirements on online inference efficiency, it is often difficult to deploy useful but computationally intensive modules such as long-term behaviors modeling. Most recent works attempt to mitigate the online calculation issue of long historical behaviors by adopting two-stage methods to balance online efficiency and effectiveness. However, the information gaps caused by two-stage modeling may result in a diminished performance gain. In this work, we propose a novel framework called PCM (Pre-Computing Module) to address this challenge in the view of system deployment. By deploying a pre-computing sub-module parallel to the retrieval stage, our PCM effectively reduces overall inference time which enables complex modeling in the ranking stage. Comprehensive offline and online experiments are conducted on the long-term user behaviors module to validate the effectiveness of our solution for the complex models. Moreover, our framework has been deployed into a large-scale real-world E-commerce system serving the main interface of hundreds of millions of active users, by deploying long sequential user behavior model in PCM. We achieved a 3% CTR gain, with almost no increase in the ranking latency, compared to the base framework demonstrated from the online A/B test. To our knowledge, we are the first to propose an end-to-end solution for online training and deployment on complex CTR models from the system framework side.

CCS CONCEPTS

• **Information systems** → **Online advertising; Retrieval models and ranking.**

KEYWORDS

Recommendation, Advertising Systems, Inference, Computing Power

*Han Xu and Hao Qi share the co-first authorship. Corresponding author is Pei Wang.

Permission to make digital or hard copies of all or part of this work for personal or classroom use is granted without fee provided that copies are not made or distributed for profit or commercial advantage and that copies bear this notice and the full citation on the first page. Copyrights for components of this work owned by others than ACM must be honored. Abstracting with credit is permitted. To copy otherwise, or republish, to post on servers or to redistribute to lists, requires prior specific permission and/or a fee. Request permissions from permissions@acm.org.

Conference acronym 'XX, June 03–05, 2018, Woodstock, NY

© 2018 Association for Computing Machinery.

ACM ISBN 978-1-4503-XXXX-X/18/06...\$15.00

<https://doi.org/XXXXXXX.XXXXXXX>

ACM Reference Format:

Han Xu, Hao Qi, Kunyao Wang, Pei Wang, and Guowei Zhang, Congcong Liu, Junsheng Jin, Xiwei Zhao, Changping Peng, Zhangang Lin, Jingping Shao. 2018. Research: A Pre-Computing Solution for Online Advertising Serving. In *Woodstock '18: ACM Symposium on Neural Gaze Detection*, June 03–05, 2018, Woodstock, NY. ACM, New York, NY, USA, 5 pages. <https://doi.org/XXXXXXX.XXXXXXX>

1 INTRODUCTION

CTR prediction is the core task of advertising systems, predicting the probability of a user clicking on a certain item. A typical paradigm in online advertising systems is to retrieve a subset of advertisements relevant to the user from a large corpus by a candidate generation network[6], and then rank these candidates through a ranking network[1, 6], leaving only a few items to present to the user.

Driven by the advancement of deep learning, large-scale deep neural networks are usually employed as ranking models to achieve good system performance. However, complex models are difficult to deploy under the constraints of extremely low system latency. Many existing works focus on improving the effectiveness and efficiency of recommender systems[1–3, 5, 7, 11]. Recent works [4, 9, 12–14] reduce computational latency and improve system efficiency by using two-stage modeling methods. Although these methods reduce the computing power cost in the ranking stage, maintaining data consistency between the two-stage brings the challenge to the online serving system and the ranking model doesn't fully exploit the rich information contained in the features modeled in the one-stage model. Furthermore, these methods are not suitable for the online learning paradigm, which further impairs the accuracy of prediction. The above methods focus on pre-reducing online inference time through model design in the ranking stage but ignore the rationality of the overall framework.

Given the above limitations, in this paper, we rethink the challenges of deploying complex models from a system design perspective and take user long-term behavior modeling as a case study. Unlike other methods that design training-inference inconsistent models to reduce online computational complexity, we adopt end-to-end training and maintain training-inference consistency to achieve good performance. More specifically, we split and distribute the whole ranking model and precompute the target-independent submodules in parallel with the retrieval process, termed as Pre-Computing Module. Benefiting from the parallel framework, the

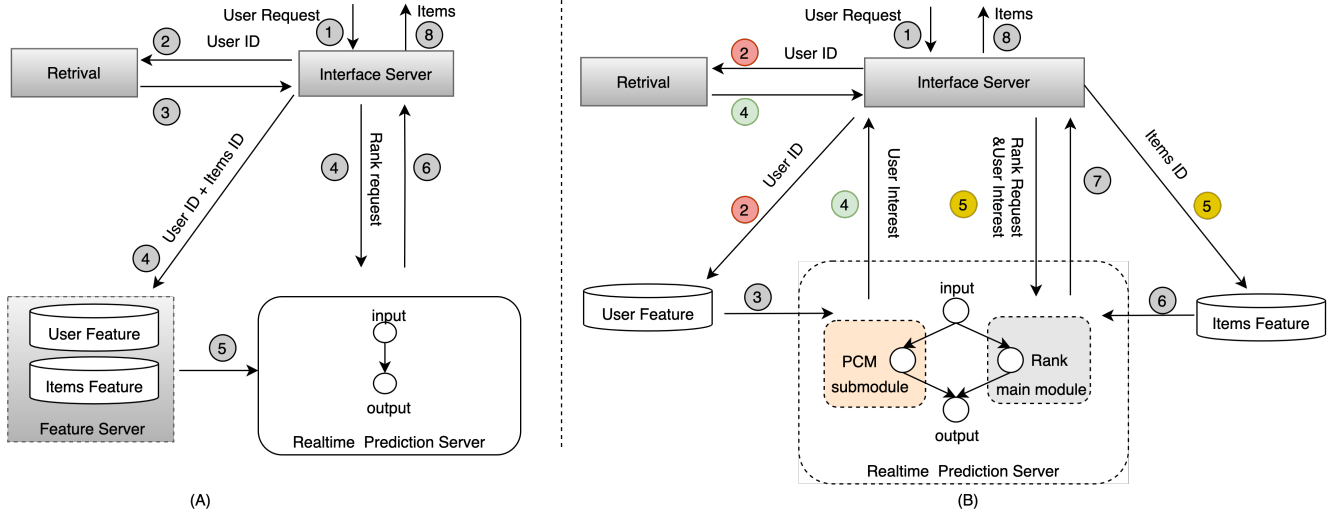


Figure 1: Illustration of online advertising system. Typically it consists of four important components: real-time interface server module, retrieval module, feature process module, prediction module. (A) summarizes the common paradigm of the real-time online advertising system and (B) denotes the new framework with PCM.

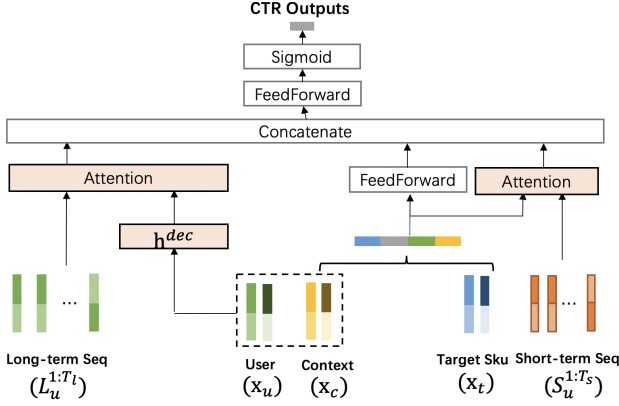


Figure 2: Network Architecture of the CTR Model.

transformer[15] as $Q = \hat{T}$, $K = V = L_u^{1:T_l} \in R^{T_l \times d}$. Attention can be formulated as follows:

$$C_u^{1:M} = \text{Attention}(QW^Q, KW^K, VW^V) \quad (3)$$

$$\text{Attention}(Q, K, V) = \text{softmax}\left(\frac{QK^T}{\sqrt{d}}\right)V \quad (4)$$

After the representation of long-term user interest $C_u^{1:M} \in R^{M \times d}$ is generated through the aforementioned module, the flatten vector C_u is fused with other latent vectors generated by the interaction between other features and the candidate item. Then the concatenation of all latent vectors is fused by MLP to make the final prediction.

2.4 Deployment

In this section, we give hands-on practice of the PCM framework on both offline training and online deployment in the industry.

Offline training. As shown in Figure 2, after the user’s long-term interests are captured, the outputs of the long sequence module are fused with other features related to candidate items. Then the main ctr module predicts the probability of the click. In the way that all modules in the ranking model are jointly learning to optimize the CTR task, the parameters of the part for modeling long-term behavior sequence is synchronously updated with other parts through training in an end-to-end way. Joint learning enables the extracting user long-term interests to serve the final CTR task and the information of the long-term user behavior sequence can be fully utilized compared to the two-stage models[13, 14]. Besides, the end-to-end model updated all parameters synchronously, which keeps consistency during online learning. In the industry, online learning refers to that the model parameters are updated in real-time through online requests in the online service stage, to adapt to the dynamic distribution of data.

Online Serving. As mentioned above in Section 2.2: the model is split into two branches when online serving: long-term behavior sequence module deployed in the PCM Predictor, the rest candidate item-dependent modules deployed in the CTR Predictor.

Although two modules are responsible for different tasks and are called sequentially, we export one dynamic computation graph and deploy the whole graph on the same server. The Prediction Server can choose the output of the PCM or CTR branch corresponding to the request. To be specific, the Prediction Server can know the rank stage (pre-computing stage or the main CTR prediction stage) from the requests sent by interface Server. This deployment method naturally supports online learning since there is actually only one serving computation graph. Furthermore, deployment on the same machine contributes to consistency and enables easy management of all versions of the model, e.g. rollback or model structure updating.

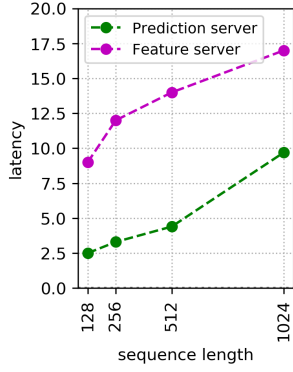


Figure 3: PCM latency

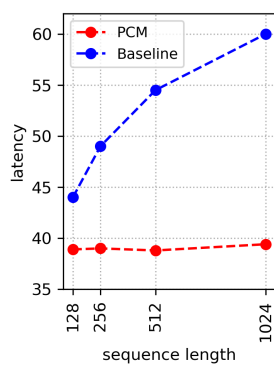


Figure 4: Total latency

3 EXPERIMENTS

We carefully compare the prediction latency of the baseline and our proposed framework under different lengths of behavioral sequence, and conduct an A/B online test to verify the performance of PCM.

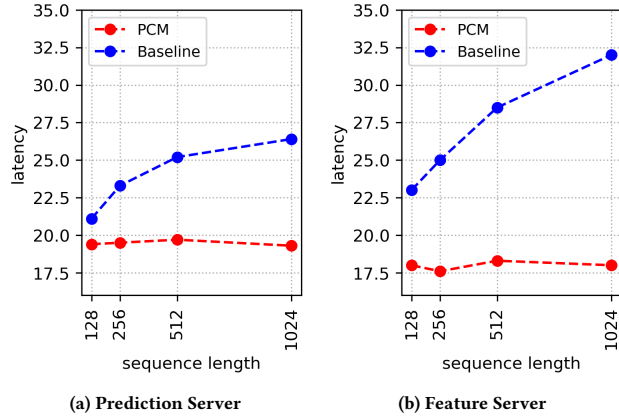


Figure 5: Illustration of latency in ranking stage

3.1 The Impact of The Sequence Length

For validating the newly designed framework’s effectiveness, we conduct the prediction latency experiments carefully in our online advertising system.

3.1.1 Experimental Settings. For comparison the impact of behavior lengths between the baseline and our new framework, we adopt exactly the same model in Section 2.3 and denote *Baseline* and *PCM* as the deployment method mentioned in Figure 1(A) and (B) respectively. Precisely, the *Baseline* deploys the whole CTR model in CTR Predictor while *PCM* deploys long-term modeling in PCM Predictor and the rest in CTR Predictor. Both the baseline and PCM deployed the same hardware environment. Interface server and Feature server runs on machine with 1 Intel Xeon CPU E5-2683 and 8GB RAM, and Prediction Server runs on a machine with 1 Intel Xeon Gold 6267C CPU and 128GB RAM, the connection bandwidth between each service is 10Gbps.

Table 1: Online effectiveness and efficiency of the proposed framework on A/B test

	CTR	RPM	latency in ranking stage
PCM Framework	+3.00%	+3.10%	+0.4 ms

3.1.2 Prediction Latency Results. *PCM* achieve better performance on latency compared with *Baseline*, demonstrating its high efficiency. Figure 4 gives the overall latency of the *PCM* and *Baseline* in the ranking stage under different behavior lengths. With an increase in the length of behavior sequence, the overall latency of *Baseline* show an upward trend, where the latency increases by 15ms when the length goes up from 128 to 1024. In contrast, the latency in the ranking stage of *PCM* remains stable at about 38ms, even though the length reaches 1024. It is noted that the predictor latency of *Baseline* is about 58ms, which is not acceptable considering our strict online latency.

Figure 5a and Figure 5b illustrate the comparison of latency in the ranking stage between *PCM* and *Baseline*, from the perspective of the latency of Prediction Server and Feature Server respectively. The trend shown in Figure 5a and Figure 5a is consistent with the overall latency. From length at 128 to length at 1024, the latency of Feature Server and Prediction Server increased by 14 ms and 5 ms respectively. The feature processing and prediction latency in the Pre-Computing stage are shown in Figure 3. When the length of the behavior sequence reaches 1024, the overall latency of the CTR model is about 30ms.

The results show that the latency of baseline in the ranking stage keeps increasing with increasing sequence length, while the latency of *PCM* is stable. It is noticed that about 60ms prediction latency in the original framework when length at 1024, shown in Figure 4, is unable to deploy under the constraint of extremely low system latency. Therefore, *PCM* provides a solution and enables our complex modules like long-term user behavior modeling deployment.

3.2 Online A/B Test

The *PCM* is deployed in our real display advertising system with a long-term behavior sequence module with a length of 1024.

A strict online A/B test is conducted. Table 1 shows online experimental results using the proposed *PCM* framework while the original framework without long-term behavior module as a benchmark. Compared to the benchmark, the *PCM* achieves 3% CTR and 3.1% RPM (Revenue Per Mille) gain. Note that 3.1% improvement on RPM is nontrivial improvement given that all other components of our base model have already been highly optimized and this leads to additional millions of revenues per day.

Finally, we analyze the efficiency of the proposed *PCM* in online serving. The comparison of latency is also examined at the peak of queries per second (QPS), as shown in Table 1. Adding a long-term behavior modeling is almost brings no extra inference time compared with the base model, proving the stability and effectiveness of our proposed framework.

4 CONCLUSIONS

In this paper, we provide a solution for deploying useful but complex target-independently sub-modules of the CTR task in an online serving system, which increase no extra online inference time but achieve better performance. We comprehensively introduce the rationale of our deployment, provide practical experience, and conduct various experiments to demonstrate the superiority of our proposed PCM. To our knowledge, our work is the first systematic solution to address the unacceptable efficiency of computationally intensive modules in CTR prediction, opening up a new research line. It is worth mentioning that the proposed PCM can not only be used to conduct a user history behavior module but is also applicable for other computationally intensive tasks which are independent of item-related features.

REFERENCES

- [1] Paul Covington, Jay Adams, and Emre Sargin. 2016. Deep neural networks for youtube recommendations. In *Proceedings of the 10th ACM conference on recommender systems*. 191–198.
- [2] D. Crankshaw, X. Wang, G. Zhou, Michael J Franklin, Joseph E Gonzalez, and I. Stoica. 2016. Clipper: A Low-Latency Online Prediction Serving System. (2016).
- [3] Jeffrey Dean, Greg S Corrado, Rajat Monga, Kai Chen, and Andrew Y Ng. 2013. Large Scale Distributed Deep Networks. *Advances in neural information processing systems* (2013).
- [4] Sharad Goel, John Langford, and Alexander Strehl. 2008. Predictive indexing for fast search. *Advances in neural information processing systems* 21 (2008).
- [5] Mihajlo Grbovic and Haibin Cheng. 2018. Real-time personalization using embeddings for search ranking at airbnb. In *Proceedings of the 24th ACM SIGKDD International Conference on Knowledge Discovery & Data Mining*. 311–320.
- [6] Biye Jiang, Pengye Zhang, Rihan Chen, Xinchun Luo, Yin Yang, Guan Wang, Guorui Zhou, Xiaoqiang Zhu, and Kun Gai. 2020. DCAF: A Dynamic Computation Allocation Framework for Online Serving System. *arXiv preprint arXiv:2006.09684* (2020).
- [7] L. Ke, U. Gupta, B. Cho, D. M. Brooks, V. Chandra, U. Diril, A. Firoozshahian, K. M. Hazelwood, B. Jia, and Hhs Lee. 2020. RecNMP: accelerating personalized recommendation with near-memory processing. In *2020 ACM/IEEE 47th Annual International Symposium on Computer Architecture (ISCA)*.
- [8] Adam Kosior, Sara Sabour, Yee Whye Teh, and Geoffrey E Hinton. 2019. Stacked capsule autoencoders. *Advances in neural information processing systems* 32 (2019).
- [9] D. K. Krishnappa, M. Zink, C. Griwodz, and PI Halvorsen. 2015. Cache-Centric Video Recommendation. *ACM Transactions on Multimedia Computing Communications and Applications* 11, 4 (2015), 1–20.
- [10] Chao Li, Zhiyuan Liu, Mengmeng Wu, Yuchi Xu, Huan Zhao, Pipei Huang, Guoliang Kang, Qiwei Chen, Wei Li, and Dik Lun Lee. 2019. Multi-interest network with dynamic routing for recommendation at Tmall. In *Proceedings of the 28th ACM international conference on information and knowledge management*. 2615–2623.
- [11] D. Narayanan, A. Harlap, A. Phanishayee, V. Seshadri, and M. Zaharia. 2019. PipeDream: generalized pipeline parallelism for DNN training. In *Acm Symposium*.
- [12] Qi Pi, Weijie Bian, Guorui Zhou, Xiaoqiang Zhu, and Kun Gai. 2019. Practice on long sequential user behavior modeling for click-through rate prediction. In *Proceedings of the 25th ACM SIGKDD International Conference on Knowledge Discovery & Data Mining*. 2671–2679.
- [13] Qi Pi, Guorui Zhou, Yujing Zhang, Zhe Wang, Lejian Ren, Ying Fan, Xiaoqiang Zhu, and Kun Gai. 2020. Search-based user interest modeling with lifelong sequential behavior data for click-through rate prediction. In *Proceedings of the 29th ACM International Conference on Information & Knowledge Management*. 2685–2692.
- [14] Jiarui Qin, Weinan Zhang, Xin Wu, Jiarui Jin, Yuchen Fang, and Yong Yu. 2020. User behavior retrieval for click-through rate prediction. In *Proceedings of the 43rd International ACM SIGIR Conference on Research and Development in Information Retrieval*. 2347–2356.
- [15] Ashish Vaswani, Noam Shazeer, Niki Parmar, Jakob Uszkoreit, Llion Jones, Aidan N Gomez, Łukasz Kaiser, and Illia Polosukhin. 2017. Attention is all you need. *Advances in neural information processing systems* 30 (2017).

Guowei Zhang, Congcong Liu, Junsheng Jin, Xiwei Zhao, Changping Peng, Zhangang Lin, Jingping Shao.,