

Prediction Errors for Penalized Regressions based on Generalized Approximate Message Passing

Ayaka Sakata^{1,2,3}

¹Department of Statistical Modeling, The Institute of Statistical Mathematics, Midori-cho, Tachikawa, Tokyo 190-8562, Japan

²Department of Statistical Science, The Graduate University for Advanced Science (SOKENDAI), Hayama-cho, Kanagawa 240-0193, Japan

³JST PRESTO, 4-1-8 Honcho, Kawaguchi, Saitama 332-0012, Japan

E-mail: ayaka@ism.ac.jp

Abstract. We discuss the prediction accuracy of assumed statistical models in terms of prediction errors for the generalized linear model and penalized maximum likelihood methods. We derive the forms of estimators for the prediction errors: C_p criterion, information criteria, and leave-one-out cross validation (LOOCV) error, using the generalized approximate message passing (GAMP) algorithm and replica method. These estimators coincide with each other when the number of model parameters is sufficiently small; however, there is a discrepancy between them in particular in the overparametrized region where the number of model parameters is larger than the data dimension. In this paper, we review the prediction errors and corresponding estimators, and discuss their differences. In the framework of GAMP, we show that the information criteria can be expressed by using the variance of the estimates. Further, we demonstrate how to approach LOOCV error from the information criteria by utilizing the expression provided by GAMP.

1. Introduction

Over the last decade, there has been a considerable increase in the use of statistical methods and related machine learning techniques in various research fields. This trend, which can be called the ‘data science revolution’ [1], is driven by qualitative and quantitative changes in data, increase in computational power, and development of algorithms. Further, physics has also been part of this trend; for example, the reconstruction of black hole images in the event horizon telescope collaboration using sparse estimation is a recent cooperative achievement between astrophysics and statistics [2].

Natural science is the quest for physical laws as the ground truth, and hence, statistical inference in natural science aims at the inference of the truth. However, all data do not necessarily possess the ground truth. After industrialization, data from non-natural science fields have become diversified [3], and the statistical inference for such

non-nature data can be considered practical science for the human society. For example, industrial data are used for the reasonable determination, control, and creation of values. In such cases, it is irrelevant if there are true physical laws, or if our statistical models are different from these laws. The statistical model is considered acceptable if practical operations based on this model do not result in any problems.

Once the purpose of statistical inference becomes people-oriented, the goodness of a statistical model becomes subjective, as the justification by nature is impossible. Mathematical schemes are required for the construction of statistical models to make statistical inference a scientific procedure. The Akaike information criterion (AIC) [4] and subsequent cross validation (CV) method [5] are schemes where the statistical model is objectively selected using data among the set of models prepared subjectively. In these methods, the goodness of the model is quantified by its predictive performance, i.e. based on whether the model built by the given data can describe the unknown data, which are expected to be observed in future. The key idea for the mathematical formalism of the prediction is that the predictive performance of the model is defined by the distributions rather than the value of a certain statistic. This idea led to the geometrical understanding of the maximum likelihood method and associated model selection in terms of information theory as a projection of the real to the model space [6].

Conventional statistics focuses on the construction of statistical models that take into account empirical knowledge on the system, sometimes it requires experts' wisdom. In contrast to such approach, deep learning, which is a central topic in the recent research on statistics and associated machine learning, provides a framework to construct the generative model with less manual tuning. The development of deep learning does not indicate the decline of the traditional statistical inference. There have been attempts to understand the properties of deep learning using statistical methodologies such as understanding the double descent phenomena in an overparametrized region using ridge regression [7], and characterizing the flat minima [8] in deep neural networks using information criteria [9]. The new paradigm offered by deep learning gives conventional statistics a role as a simplified system for understanding the picture behind complicated inference problems. This relationship will resonate with physicists, who are trying to extract essentials of physical phenomena using idealized theoretical frameworks or simplified experimental systems. In addition, there exists problems wherein it is difficult to acquire large amounts of datasets because of the operating cost and technical difficulties. In such cases, conventional statistical modeling remains an important approach.

In this paper, we review model quantifications in terms of prediction performance, and explain the physical consideration for statistical methodologies. We introduce a statistical-physics-based approach for the mathematical analysis of the prediction accuracy of the model under consideration. The mathematical formalism for statistical inference has similarities with statistical physics, in particular with the theory of spin-glass systems, as the mathematical treatment of the randomness between spins'

interactions can be regarded as that of data [10, 11, 12]. Utilizing the similarity, statistical physics-based methods have been applied to the analyses of the inference problems as a mathematical tool [13, 14]. The statistical physics methods are effective even in parameter regions where asymptotic normality does not hold; this is key in classical statistics. This paper indicates the complementarity between traditional statistical methods and statistical physics methods.

We consider regression problems on the generalized linear model under penalty functions. We focus on the estimator of the generalization gap, which is the difference between the prediction and training errors [15, 16]. As estimators for the prediction errors and corresponding generalization gaps, we analyze the C_p criterion [17], Widely Applicable Information Criterion (WAIC) [18] or Takeuchi Information Criterion (TIC) [19] and CV method. We compare these estimators in the same setting of the penalized maximum likelihood method, i.e. the zero-temperature limit of the Bayesian inference in the terminology of the statistical physics. The generalization gaps are quantified by the generalized message passing (GAMP) algorithm. We show that the generalization gap obtained using the C_p criterion can be expressed by the variance of the estimated parameters. This relationship resembles the fluctuation-response relationship in statistical physics, in the sense that the response of the error is proportional to the variance of the estimate at the equilibrium [20]. We also show that both C_p and WAIC or TIC are insufficient for describing the parameter region where the number of parameter is sufficiently large. We correct TIC towards CV by removing the assumption introduced for the derivation of TIC. The resultant form reproduces the CV error with high accuracy even in the overparametrized region, and one time estimation is sufficient under full data to obtain the form.

The remainder of the paper is organized as follows. Sec. 2 provides a brief overview of the prediction errors and their estimators. In sec. 3, we explain the problem setting discussed in this paper. We explain the GAMP algorithm in sec. 4, and we apply the algorithm for the calculation of the prediction error and corresponding generalization gap. In sec. 5, we present the difference between the information criteria and CV error, and we explain how to approach the CV error from TIC by utilizing the expression obtained using GAMP. We derive the analytical form of the prediction error for random predictors where each component is independently and identically distributed according to Gaussian distribution in sec. 6. Finally, sec. 7 presents the summary and the conclusion.

2. Prediction errors and their estimators

We focus on a parametric model $f(z|\boldsymbol{\theta})$ with parameter $\boldsymbol{\theta} \in \boldsymbol{\Theta} \subset \mathbb{R}^M$ where $\boldsymbol{\Theta}$ represents a parameter space. The model parameter $\boldsymbol{\theta}$ is estimated under the model $f(\cdot|\boldsymbol{\theta})$ and training data $\mathbf{y} \in \mathbb{R}^M$ to describe the data generative process. Here, we consider regression problems wherein the parameter $\boldsymbol{\theta}$ is described by $\boldsymbol{\theta}(\mathbf{F}, \mathbf{x}) = \mathbf{F}\mathbf{x}/\sqrt{N}$, where $\mathbf{F} \in \mathbb{R}^{M \times N}$ and $\mathbf{x} \in \mathbb{R}^N$ are the predictor matrix and the regression

coefficient to be estimated, respectively. Therefore, parameter space Θ is specified by the distributions of the predictors and regression coefficients. The data set consists of \mathbf{y} and \mathbf{F} , hence we denote $\mathcal{D} = \{\mathbf{y}, \mathbf{F}\}$. In the following discussion, we assume that each component of the training data y_μ ($\mu = 1, \dots, M$) is independently and identically generated according to the predetermined rule. For mathematical convenience, we denote the true rule as the distribution $q(y_\mu)$. Let us prepare a set of candidate models $\mathcal{M} = \{f_1(z|\boldsymbol{\theta}(\mathbf{F}, \hat{\mathbf{x}}_1)), \dots, f_m(z|\boldsymbol{\theta}(\mathbf{F}, \hat{\mathbf{x}}_m))\}$ for the true distribution $q(z)$, where $\hat{\mathbf{x}}_k(\mathcal{D})$ represents the estimated regression coefficient under the k -th model f_k using training data \mathcal{D} . The model selection is the problem of adopting a model based on a certain criterion from the set of candidate models.

We consider the penalized maximum likelihood method to construct the estimate $\hat{\mathbf{x}}(\mathcal{D})$ as

$$\hat{\mathbf{x}}(\mathcal{D}) = \underset{\mathbf{x}}{\operatorname{argmax}} \varphi(\mathcal{D}, \mathbf{x}), \quad (2.1)$$

where

$$\varphi(\mathcal{D}, \mathbf{x}) = \ln f(\mathbf{y}|\boldsymbol{\theta}(\mathbf{F}, \mathbf{x})) - h(\mathbf{x}) \quad (2.2)$$

and $f(\mathbf{y}|\boldsymbol{\theta}(\mathbf{F}, \mathbf{x}))$ and $h(\mathbf{x})$ are the likelihood and penalty terms, respectively. In this paper, we focus on separable likelihoods

$$\ln f(\mathbf{y}|\boldsymbol{\theta}(\mathbf{F}, \mathbf{x})) = \sum_{\mu=1}^N \ln f(y_\mu|\theta_\mu(\mathbf{f}_\mu, \mathbf{x})), \quad (2.3)$$

where $\mathbf{f}_\mu \in \mathbb{R}^{1 \times N}$ represents the μ -th row vector of the predictor matrix, and $\theta_\mu(\mathbf{f}_\mu, \mathbf{x}) = \frac{1}{\sqrt{N}} \mathbf{f}_\mu \mathbf{x}$. Here, $h(\mathbf{x})$ contains the smoothing or regularization parameter introduced to avoid overfitting [15, 21]. Models with varying regularization parameter constitute the model space; the determination of the regularization parameter corresponds to a model-selection problem.

In general, a model is constructed to represent the given training data sample \mathcal{D} accurately. The accuracy of representing the training data can be quantified by the training error defined by

$$\operatorname{err}_{\text{train}}(\mathcal{D}) = -\frac{1}{M} \sum_{\mu=1}^M \ln f(y_\mu|\theta_\mu(\mathbf{f}_\mu, \hat{\mathbf{x}}(\mathcal{D}))). \quad (2.4)$$

The adequacy of the models with the parameter $\boldsymbol{\theta}(\mathbf{F}, \hat{\mathbf{x}}(\mathcal{D}))$ is quantified by the prediction error, which indicates the goodness of the model for the description of the test data not used for training. The high prediction error implies the overfitting, and therefore, a model with a small prediction error is required in practice.

2.1. Extra-sample and in-sample prediction errors

There are two definitions of the prediction error: extra-sample prediction error and in-sample prediction error, which are considering different generative processes of the test data used for evaluating the prediction error [15]. Their definitions are given as follows.

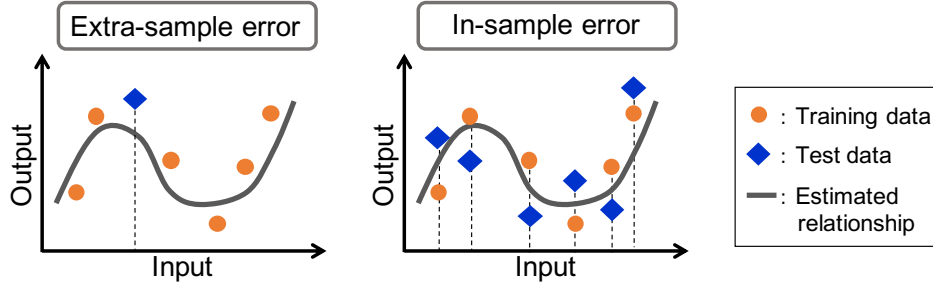


Figure 1. Definitions of extra-sample and in-sample prediction errors. A test sample whose position is not in the training data is used for the evaluation of the extra-sample prediction error. Test samples whose positions are the same as that of the training sample are used for the in-sample prediction error.

Definition 1 (Extra-sample prediction error). Let us denote $\mathbf{f}_{\text{new}} \in \mathbb{R}^{1 \times N}$ as a predictor value that is not included in the training sample \mathcal{D} . The extra-sample prediction error for the penalized maximum likelihood method is defined by

$$\text{err}_{\text{pre}}^{(\text{ex})}(\mathcal{D}) = -\mathbb{E}_{z_{\text{new}}, \mathbf{f}_{\text{new}}} \left[\ln f \left(z_{\text{new}} \middle| \frac{1}{\sqrt{N}} \mathbf{f}_{\text{new}} \hat{\mathbf{x}}(\mathcal{D}) \right) \right], \quad (2.5)$$

where $z_{\text{new}} \in \mathbb{R}$ represents the test data associated with the predictor \mathbf{f}_{new} , and $\mathbb{E}_{z_{\text{new}}, \mathbf{f}_{\text{new}}}[\cdot]$ denotes the expectation with respect to z_{new} and \mathbf{f}_{new} .

Definition 2 (In-sample prediction error). The in-sample prediction error for the penalized maximum likelihood method is given by

$$\text{err}_{\text{pre}}^{(\text{in})}(\mathcal{D}) = -\frac{1}{M} \mathbb{E}_{\mathbf{z} \sim q(\mathbf{z})} [\ln f(\mathbf{z} | \boldsymbol{\theta}(\mathbf{F}, \hat{\mathbf{x}}(\mathcal{D})))], \quad (2.6)$$

where $\mathbf{z} \in \mathbb{R}^M$ represents the test data.

Fig.1 schematically shows the difference between the test data for the extra-sample and in-sample prediction errors. The terms ‘extra’ and ‘in’ indicate whether the position of the test data overlaps the training set. The test data is on the location not covered by training samples in the case of the extra-sample error, hence the extra-sample error describes the prediction error for varying the predictors. The in-sample prediction error considers the test data generated by repeated observation on the same position. The in-sample prediction error sometimes does not match the actual problem settings; however, it yields a convenient comparison method between models and leads to an understanding of the model complexity as explained later. In the parameter region where the conventional statistics focused on, the tendencies of the two prediction errors are considered to be similar with each other [15].

The exact values of both prediction errors cannot be obtained because we do not know the true generative process of the data. Instead, estimators for the prediction errors are used for evaluating the prediction accuracy.

2.2. Cross-validation error

The cross-validation error is an estimator for the extra-sample prediction error [5].

Definition 3 (Leave-one-out cross validation error). *Let us denote a leave-one-out (LOO) sample $\mathcal{D}_{\setminus\mu}$ where the μ -th data sample $\mathcal{D}_\mu \equiv \{y_\mu, \mathbf{f}_\mu\}$ is discarded from the data set \mathcal{D} . The estimate under the LOO sample, which is denoted by $\hat{\mathbf{x}}(\mathcal{D}_{\setminus\mu})$, is defined as*

$$\hat{\mathbf{x}}(\mathcal{D}_{\setminus\mu}) = \underset{\mathbf{x}}{\operatorname{argmin}} \sum_{\nu \in \mathbf{M} \setminus \mu} \ln f(y_\nu | \theta_\nu(\mathbf{f}_\nu, \hat{\mathbf{x}}(\mathcal{D}_{\setminus\mu}))) - h(\mathbf{x}), \quad (2.7)$$

where $\mathbf{M} = \{1, 2, \dots, M\}$ and $\mathbf{M} \setminus \mu$ denotes \mathbf{M} except μ . The leave-one-out cross validation (LOOCV) error is defined as

$$\operatorname{err}_{\text{LOOCV}}(\mathcal{D}) = -\frac{1}{M} \sum_{\mu=1}^M \ln f\left(y_\mu \middle| \frac{1}{\sqrt{N}} \mathbf{f}_\mu \hat{\mathbf{x}}(\mathcal{D}_{\setminus\mu})\right). \quad (2.8)$$

Intuitively, for a sufficiently large M , the difference between $\hat{\mathbf{x}}(\mathcal{D}_{\setminus\mu})$ and $\hat{\mathbf{x}}(\mathcal{D})$ is expected to be negligible and the summation with respect to the data sample is assumed to converge to the expectation value with respect to the true distribution. Therefore, the LOOCV error is considered an adequate estimator of the extra-sample prediction error.

2.2.1. Special form of LOOCV error for the linear estimators For calculating the LOOCV error, we need to compute the estimate M times under M -LOO-samples $\mathcal{D}_{\setminus\mu}$ for $\mu \in \mathbf{M}$. For the linear estimator, the computation of the LOOCV error is reduced to a one-time calculation of the estimate under full training data \mathcal{D} . Here, we define the hat matrix as follows [22].

Definition 4 (Hat matrix and linear estimator). *When data \mathbf{y} is expressed as $\hat{\mathbf{y}} = \mathbf{H}\mathbf{y}$ under the assumed model, the matrix \mathbf{H} is called the hat matrix. In this case, $\hat{\mathbf{y}}$ is called the linear estimator.*

The linear regression problem without the penalty term leads to the linear estimator, wherein the estimate is given by $\hat{\mathbf{x}}(\mathcal{D}) = \frac{1}{\sqrt{N}}(\frac{1}{N}\mathbf{F}^\top\mathbf{F})^{-1}\mathbf{F}^\top\mathbf{y}$ at $M > N$. Hence, by setting $\mathbf{H}(\mathcal{D}) = \frac{1}{N}\mathbf{F}(\mathbf{F}^\top\mathbf{F})^{-1}\mathbf{F}^\top$, data \mathbf{y} is expressed as $\hat{\mathbf{y}}(\mathcal{D}) = \boldsymbol{\theta}(\mathbf{F}, \hat{\mathbf{x}}(\mathcal{D})) = \mathbf{H}(\mathcal{D})\mathbf{y}$. For the linear estimators, the LOOCV error can be expressed using the hat matrix.

Theorem 1 (LOOCV error for linear model). *For the linear estimator where $\hat{\mathbf{y}} = \mathbf{H}\mathbf{y}$ holds, the LOOCV error is given by*

$$\operatorname{err}_{\text{LOOCV}}(\mathcal{D}) = \frac{1}{2M} \sum_{\mu=1}^M \left(\frac{y_\mu - \hat{y}_\mu(\mathcal{D})}{1 - H_{\mu\mu}(\mathcal{D})} \right)^2. \quad (2.9)$$

Proof. We prepare a data set $\mathcal{D}_{\setminus\mu^+} = \{\mathbf{y}_{\setminus\mu^+}, \mathbf{F}\}$, where $\mathbf{y}_{\setminus\mu^+} = \{y_1, \dots, y_{\mu-1}, \hat{y}_\mu(\mathcal{D}_{\setminus\mu}), y_{\mu+1}, \dots, y_M\}$ and $\hat{y}_\mu(\mathcal{D}_{\setminus\mu}) = \mathbf{f}_\mu \hat{\mathbf{x}}(\mathcal{D}_{\setminus\mu})/\sqrt{N}$, as shown in Fig.2. The estimate under the data $\mathcal{D}_{\setminus\mu^+}$ is defined by

$$\begin{aligned} \hat{\mathbf{x}}(\mathcal{D}_{\setminus\mu^+}) = \underset{\mathbf{x}}{\operatorname{argmax}} \Big\{ & \sum_{\nu \in \mathbf{M} \setminus \mu} \ln f(y_\nu | \theta_\nu(\mathbf{f}_\nu, \mathbf{x})) \\ & + \ln f(\hat{y}_\mu(\mathcal{D}_{\setminus\mu}) | \theta_\mu(\mathbf{f}_\mu, \mathbf{x})) - h(\mathbf{x}) \Big\}. \end{aligned} \quad (2.10)$$

We can show that $\widehat{\mathbf{x}}(\mathcal{D}_{\setminus\mu}) = \widehat{\mathbf{x}}(\mathcal{D}_{\setminus\mu}^+)$ holds for any $\mu \in \mathbf{M}$. By definition, the following inequality holds for any \mathbf{x} ; i.e.

$$\begin{aligned} \sum_{\nu \in \mathbf{M} \setminus \mu} \ln f(y_\nu | \theta_\nu(\widehat{\mathbf{x}}(\mathbf{f}_\nu, \mathcal{D}_{\setminus\mu})) - h(\widehat{\mathbf{x}}(\mathcal{D}_{\setminus\mu})) \\ \geq \sum_{\nu \in \mathbf{M} \setminus \mu} \ln f(y_\nu | \theta_\nu(\mathbf{f}_\nu, \mathbf{x})) - h(\mathbf{x}). \end{aligned} \quad (2.11)$$

Further, it is natural to consider that the following relationship holds for any θ

$$\ln f(y_\mu = \theta_\mu | \theta_\mu) \geq \ln f(y_\mu = \theta_\mu | \theta). \quad (2.12)$$

Combining (2.11) with (2.12), we obtain

$$\begin{aligned} \varphi(\mathcal{D}_{\setminus\mu}^+, \mathbf{x}) &= \sum_{\nu \in \mathbf{M} \setminus \mu} \ln f(y_\nu | \theta_\nu(\mathbf{f}_\nu, \mathbf{x})) + \ln f(\theta_\mu(\mathbf{f}_\mu, \widehat{\mathbf{x}}(\mathcal{D}_{\setminus\mu})) | \theta_\mu(\mathbf{f}_\mu, \mathbf{x})) - h(\mathbf{x}) \\ &\leq \sum_{\nu \in \mathbf{M} \setminus \mu} \ln f(y_\nu | \theta_\nu(\mathbf{f}_\nu, \widehat{\mathbf{x}}(\mathcal{D}_{\setminus\mu}))) - h(\widehat{\mathbf{x}}(\mathcal{D}_{\setminus\mu})) \\ &\quad + \ln f(\theta_\mu(\mathbf{f}_\mu, \widehat{\mathbf{x}}(\mathcal{D}_{\setminus\mu})) | \theta_\mu(\mathbf{f}_\mu, \widehat{\mathbf{x}}(\mathcal{D}_{\setminus\mu}))) \\ &= \varphi(\mathcal{D}_{\setminus\mu}^+, \widehat{\mathbf{x}}(\mathcal{D}_{\setminus\mu})) \end{aligned} \quad (2.13)$$

hence $\widehat{\mathbf{x}}(\mathcal{D}_{\setminus\mu}^+) = \widehat{\mathbf{x}}(\mathcal{D}_{\setminus\mu})$ is one of the solutions of (2.10), and for the linear estimator, the following relationship holds:

$$\frac{1}{\sqrt{N}} \sum_{i=1}^N F_{\nu i} \widehat{x}_i(\mathcal{D}_{\setminus\mu}^+) = \sum_{\eta \in \mathbf{M} \setminus \mu} H_{\nu\eta} y_\eta + H_{\nu\mu} \widehat{y}_\mu(\mathcal{D}_{\setminus\mu}). \quad (2.14)$$

Meanwhile, by utilizing the relationship $\widehat{\mathbf{x}}(\mathcal{D}_{\setminus\mu}^+) = \widehat{\mathbf{x}}(\mathcal{D}_{\setminus\mu})$, we obtain

$$\begin{aligned} \widehat{y}_\mu(\mathcal{D}_{\setminus\mu}) &= \frac{1}{\sqrt{N}} \sum_{i=1}^N F_{\mu i} \widehat{x}_i(\mathcal{D}_{\setminus\mu}) = \frac{1}{\sqrt{N}} \sum_{i=1}^N F_{\mu i} \widehat{x}_i(\mathcal{D}_{\setminus\mu}^+) \\ &= H_{\mu\mu} \widehat{y}_\mu(\mathcal{D}_{\setminus\mu}) + \sum_{\eta \in \mathbf{M} \setminus \mu} H_{\mu\eta} y_\eta \\ &= H_{\mu\mu} \widehat{y}_\mu(\mathcal{D}_{\setminus\mu}) + \widehat{y}_\mu(\mathcal{D}) - H_{\mu\mu} y_\mu. \end{aligned} \quad (2.15)$$

For the Gaussian likelihood, the LOOCV error corresponds to $\frac{1}{2M} \sum_{\mu=1}^M (y_\mu - \widehat{y}_\mu(\mathcal{D}_{\setminus\mu}))$, and using (2.15), we obtain (2.9). \square

2.2.2. Sherman–Morisson Formula for the LOOCV error The same expression as (2.9) can be obtained using the Sherman–Morisson formula for linear estimators. We define the predictor matrix without the ν -th row vector as $\mathbf{F}_{\setminus\nu}$. The Sherman–Morisson formula is given as

$$\left(\frac{1}{N} \mathbf{F}_{\setminus\nu}^\top \mathbf{F}_{\setminus\nu} \right)^{-1} = \left(\frac{1}{N} \mathbf{F}^\top \mathbf{F} \right)^{-1} + \frac{\left(\frac{1}{N} \mathbf{F}^\top \mathbf{F} \right)^{-1} \frac{1}{N} \mathbf{f}_\nu^\top \mathbf{f}_\nu \left(\frac{1}{N} \mathbf{F}^\top \mathbf{F} \right)^{-1}}{1 - \frac{1}{N} \mathbf{f}_\nu^\top \left(\frac{1}{N} \mathbf{F}^\top \mathbf{F} \right)^{-1} \mathbf{f}_\nu} \quad (2.16)$$

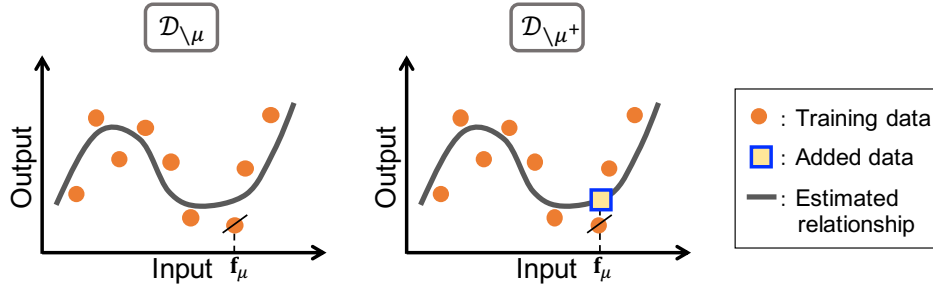


Figure 2. Schematic of data samples $\mathcal{D}_{\setminus \mu}$ and $\mathcal{D}_{\setminus \mu}^+$. The data set $\mathcal{D}_{\setminus \mu}$ comprises the input-output relationship except the μ -th sample denoted by \emptyset . The point \square of $\mathcal{D}_{\setminus \mu}^+$ is at $\{\mathbf{f}_{\mu}, \theta_{\mu}(\hat{\mathbf{x}}(\mathcal{D}_{\setminus \mu}))\}$, where $\hat{\mathbf{x}}(\mathcal{D}_{\setminus \mu})$ denotes the estimate under $\mathcal{D}_{\setminus \mu}$, and $\mathcal{D}_{\setminus \mu}^+ = \{\mathcal{D}_{\setminus \mu} \cup \square\}$.

The estimates under the LOO sample $\mathcal{D}_{\setminus \mu}$ is given by $\hat{\mathbf{x}}(\mathcal{D}_{\setminus \mu}) = \frac{1}{N} \mathbf{F} (\frac{1}{N} \mathbf{F}_{\setminus \mu}^{\top} \mathbf{F}_{\setminus \mu})^{-1} \mathbf{F}_{\setminus \mu}^{\top}$, and hence, $\hat{\mathbf{y}}(\mathcal{D}_{\setminus \mu}) = \mathbf{H}^{\setminus \mu} \mathbf{y}$, where $\mathbf{H}^{\setminus \mu} = \frac{1}{N} \mathbf{F} (\frac{1}{N} \mathbf{F}_{\setminus \mu}^{\top} \mathbf{F}_{\setminus \mu})^{-1} \mathbf{F}_{\setminus \mu}^{\top}$. Multiplying \mathbf{F}/\sqrt{N} and $\mathbf{F}_{\setminus \mu}^{\top}/\sqrt{N}$ from the left and right of both sides of (2.16), respectively, we get

$$\hat{\mathbf{y}}_{\mu}(\mathcal{D}_{\setminus \mu}) = \hat{\mathbf{y}}_{\mu}(\mathcal{D}) - H_{\mu\mu} y_{\mu} + \frac{H_{\mu\mu}(\hat{\mathbf{y}}_{\mu}(\mathcal{D}) - H_{\mu\mu} y_{\mu})}{1 - H_{\mu\mu}}, \quad (2.17)$$

Then, transforming (2.17), we obtain the same expression as (2.9).

2.3. Asymptotic equivalence between the LOOCV error and information criterion

The LOOCV error has an asymptotic equivalence to the information criterion explained later under some assumptions [23]. Here, ‘asymptotic equivalence’ implies that they are equal to each other at the limit $M \rightarrow \infty$ with $N \ll M$. In this proof, we start with the assumption:

A1 The difference $\hat{x}_i(\mathcal{D}_{\setminus \mu}) - \hat{x}_i(\mathcal{D})$ is sufficiently small for any $i \in \mathbf{N}$ and $\mu \in \mathbf{M}$.

Here, we set $\mathbf{N} = \{1, \dots, N\}$. Under assumption **A1**, we expand the difference in log-likelihoods for \mathcal{D} and $\mathcal{D}_{\setminus \mu}$ up to the first order of $\hat{\mathbf{x}}(\mathcal{D}) - \hat{\mathbf{x}}(\mathcal{D}_{\setminus \mu})$ as

$$\begin{aligned} & \ln f(y_{\mu} | \theta_{\mu}(\mathbf{f}_{\mu}, \hat{\mathbf{x}}(\mathcal{D}))) - \ln f(y_{\mu} | \theta_{\mu}(\mathbf{f}_{\mu}, \hat{\mathbf{x}}(\mathcal{D}_{\setminus \mu}))) \\ &= \sum_{i=1}^N \frac{\partial}{\partial x_i} \ln f(y_{\mu} | \theta_{\mu}(\mathbf{f}_{\mu}, \mathbf{x})) \Big|_{\mathbf{x}=\hat{\mathbf{x}}(\mathcal{D}_{\setminus \mu})} (\hat{x}_i(\mathcal{D}) - \hat{x}_i(\mathcal{D}_{\setminus \mu})). \end{aligned} \quad (2.18)$$

Following the procedure explained in Appendix A under assumption **A1**, we obtain the relationship

$$\sum_{j=1}^N \mathcal{J}_{ij}(\hat{\mathbf{x}}(\mathcal{D}_{\setminus \nu})) (\hat{x}_i(\mathcal{D}) - \hat{x}_i(\mathcal{D}_{\setminus \nu})) = \frac{1}{M} \frac{\partial}{\partial x_i} \ln f(y_{\nu} | \theta_{\nu}(\mathbf{f}_{\nu}, \mathbf{x})) \Big|_{\mathbf{x}=\hat{\mathbf{x}}(\mathcal{D}_{\setminus \nu})} \quad (2.19)$$

where

$$\mathcal{J}_{ij}(\hat{\mathbf{x}}) = -\frac{1}{M} \frac{\partial^2}{\partial x_i \partial x_j} \varphi(\mathcal{D}, \mathbf{x}) \Big|_{\mathbf{x}=\hat{\mathbf{x}}}. \quad (2.20)$$

Here, we introduce the assumption:

A2 $\mathcal{J}_{ij}(\hat{\mathbf{x}}(\mathcal{D}_{\setminus\nu})) = \mathcal{J}_{ij}(\hat{\mathbf{x}}(\mathcal{D}))$ holds for any $\nu \in \mathbf{M}$ and $i, j \in \mathbf{N}$.

Under assumption **A2**, we obtain

$$\hat{\mathbf{x}}(\mathcal{D}) - \hat{\mathbf{x}}(\mathcal{D}_{\setminus\nu}) = \frac{1}{M} \mathcal{J}^{-1}(\hat{\mathbf{x}}(\mathcal{D})) \frac{\partial}{\partial \mathbf{x}} \ln f(y_\nu | \theta_\nu(\mathbf{f}_\nu, \mathbf{x})) \Big|_{\mathbf{x}=\hat{\mathbf{x}}(\mathcal{D}_{\setminus\nu})}. \quad (2.21)$$

We introduce another assumption:

A3 $\mathcal{I}^{\setminus}(\{\hat{\mathbf{x}}(\mathcal{D}_{\setminus\nu})\}) = \mathcal{I}(\hat{\mathbf{x}}(\mathcal{D}))$ holds, where

$$\begin{aligned} \mathcal{I}_{ij}^{\setminus}(\{\hat{\mathbf{x}}(\mathcal{D}_{\setminus\nu})\}) &= \frac{1}{M} \sum_{\mu=1}^M \frac{\partial}{\partial x_i} \ln f(y_\mu | \theta_\mu(\mathbf{f}_\mu, \mathbf{x})) \Big|_{\mathbf{x}=\hat{\mathbf{x}}(\mathcal{D}_{\setminus\nu})} \\ &\quad \times \frac{\partial}{\partial x_j} \ln f(y_\mu | \theta_\mu(\mathbf{f}_\mu, \mathbf{x})) \Big|_{\mathbf{x}=\hat{\mathbf{x}}(\mathcal{D}_{\setminus\nu})} \end{aligned} \quad (2.22)$$

$$\mathcal{I}_{ij}(\hat{\mathbf{x}}) = \frac{1}{M} \sum_{\mu=1}^M \frac{\partial}{\partial x_i} \ln f(y_\mu | \theta_\mu(\mathbf{f}_\mu, \mathbf{x})) \Big|_{\mathbf{x}=\hat{\mathbf{x}}} \frac{\partial}{\partial x_j} \ln f(y_\mu | \theta_\mu(\mathbf{f}_\mu, \mathbf{x})) \Big|_{\mathbf{x}=\hat{\mathbf{x}}} \quad (2.23)$$

Under assumption **A3**, substituting (2.21) into (2.18) yields

$$\text{err}_{\text{LOOCV}}(\mathcal{D}) = \text{err}_{\text{train}}(\mathcal{D}) + \frac{1}{M} \text{Tr} \left(\mathcal{I}(\hat{\mathbf{x}}(\mathcal{D})) \mathcal{J}^{-1}(\hat{\mathbf{x}}(\mathcal{D})) \right), \quad (2.24)$$

where $\text{Tr}(\cdot)$ denotes the summation of the diagonal components. The expression (2.24) is equivalent to Takeuchi information criterion (TIC) [19].

Definition 5 (Takeuchi information criterion). *The Takeuchi information criterion (TIC) is defined by*

$$\text{TIC}(\mathcal{D}) = 2 \left\{ \text{err}_{\text{train}}(\mathcal{D}) + \frac{1}{M} \text{Tr} \left(\hat{\mathcal{I}}(\hat{\mathbf{x}}(\mathcal{D})) \hat{\mathcal{J}}^{-1}(\hat{\mathbf{x}}(\mathcal{D})) \right) \right\}, \quad (2.25)$$

where $\hat{\mathcal{I}}$ and $\hat{\mathcal{J}}$ represent the estimator of the expected Hessian $\bar{\mathcal{I}}$ and Fisher information matrix $\bar{\mathcal{J}}$ given by

$$\bar{\mathcal{I}}(\hat{\mathbf{x}}) = \frac{1}{M} \mathbb{E}_{\mathbf{z} \sim q(\mathbf{z})} \left[\frac{\partial \ln f(\mathbf{z} | \boldsymbol{\theta}(\mathbf{F}, \mathbf{x}))}{\partial \mathbf{x}} \frac{\partial \ln f(\mathbf{z} | \boldsymbol{\theta}(\mathbf{F}, \mathbf{x}))}{\partial \mathbf{x}^T} \Big|_{\mathbf{x}=\hat{\mathbf{x}}} \right] \quad (2.26)$$

$$\bar{\mathcal{J}}(\hat{\mathbf{x}}) = -\frac{1}{M} \mathbb{E}_{\mathbf{z} \sim q(\mathbf{z})} \left[\frac{\partial^2 \ln f(\mathbf{z} | \boldsymbol{\theta}(\mathbf{F}, \mathbf{x}))}{\partial \mathbf{x} \partial \mathbf{x}^T} \Big|_{\mathbf{x}=\hat{\mathbf{x}}} \right], \quad (2.27)$$

respectively.

The factor 2 in the definition of TIC comes from the convention that TIC for the Gaussian likelihood corresponds to the estimator for the squared error. At a sufficiently large M , $\mathcal{J}(\mathbf{x})$ and $\mathcal{I}(\mathbf{x})$ defined by (2.20) and (2.23) are expected to converge to $\bar{\mathcal{I}}$ and $\bar{\mathcal{J}}$ from the law of large numbers.

2.4. Information criteria as estimators of the in-sample prediction error

Information criteria were originally introduced to evaluate the quality of the statistical model constructed by the maximum likelihood method using the Kullback–Leibler (KL) divergence defined by

$$\text{KL}(q : f) = \mathbb{E}_{\mathbf{z} \sim q(\mathbf{z})} [\ln q(\mathbf{z})] - \mathbb{E}_{\mathbf{z} \sim q(\mathbf{z})} [\ln f(\mathbf{z} | \boldsymbol{\theta}(\mathbf{F}, \hat{\mathbf{x}}_{\text{ML}}(\mathcal{D}))], \quad (2.28)$$

where $\hat{\mathbf{x}}_{\text{ML}}(\mathcal{D})$ represents the maximum likelihood estimator under the training sample \mathcal{D} . The second term (2.28) corresponds to the in-sample prediction error under the ML estimator. Therefore, the minimization of the in-sample prediction error corresponds to that of the KL divergence. TIC is an estimator for the in-sample prediction error, and in particular under the maximum likelihood method, TIC corresponds to an unbiased estimator of the in-sample prediction error [19]. For the special case where the model space contains the true model, where a regression coefficient \mathbf{x}^* exists such that $q(\mathbf{z}) = f(\mathbf{z} | \frac{1}{\sqrt{N}} \mathbf{F} \mathbf{x}^*)$, TIC is reduced to AIC [4] defined by

$$\text{AIC}(\mathcal{D}) = 2 \left(\text{err}_{\text{train}}(\mathcal{D}) + \frac{N}{M} \right). \quad (2.29)$$

This is the consequence of $\overline{\mathcal{I}\mathcal{J}}^{-1} = \mathbf{I}_N$, where \mathbf{I}_N represents the N -dimensional identity matrix.

The difference between the prediction and training error is termed the generalization gap. Based on the correspondence between the generalization gap obtained by AIC and the dimension of the parameters, the generalization gap is considered for expressing the model complexity. The model can express various distributions with an increase in the complexity of the model, and therefore, there is a decrease in the training error. However, the models with large parameters are prone to overfitting, which hampers the prediction of unknown data, because they can fit the randomness in given training data. The form of AIC is given by the training error penalized by the number of model parameters. Therefore, model selection based on the minimization of AIC represents a tradeoff between fitting accuracy to training data and model complexity.

2.5. Mallows' C_p and model complexity in linear models

The model selection criteria explained thus far is for models constructed using the maximum likelihood method. A general expression of the estimator for the in-sample generalization error is derived from another model selection criterion, i.e. Mallows' C_p [17]. We consider the linear estimator where $\hat{\mathbf{y}} = \mathbf{H}\mathbf{y}$ holds with a hat matrix \mathbf{H} , and Gaussian likelihood with variance σ^2 .

Definition 6 (C_p criterion and degrees of freedom). C_p criterion is an estimator for the in-sample prediction error defined by

$$c_p(\mathbf{y}) = 2\sigma^2 \text{err}_{\text{train}}(\mathbf{y}) + 2\sigma^2 \text{df}. \quad (2.30)$$

The term df is called degrees of freedom (DF) [24, 15] defined by

$$\text{df} = \frac{1}{M} \text{Tr}(\mathbf{H}). \quad (2.31)$$

The unbiasedness of C_p criterion is guaranteed in a certain model setting.

Theorem 2. For the linear estimator, C_p criterion is an unbiased estimator of the in-sample prediction error with the multiplying factor $2\sigma^2$ when the following conditions hold [17].

- The data generative process is given by Gaussian distribution $\mathbf{y} \sim \mathcal{N}(\boldsymbol{\mu}, \sigma^2 \mathbf{I}_M)$, where \mathbf{I}_M represents the M -dimensional identity matrix.
- The likelihood is given by Gaussian distribution as

$$f(\mathbf{y}|\boldsymbol{\theta}) \propto \exp\left(-\frac{\|\mathbf{y} - \boldsymbol{\theta}\|_2^2}{2\sigma^2}\right) \quad (2.32)$$

- The variance σ^2 is known.

Proof. In the conditions considered in Theorem 2, the in-sample prediction and training errors are respectively given by

$$\text{err}_{\text{pre}}^{(\text{in})}(\mathcal{D}) = \frac{1}{2\sigma^2 M} \mathbb{E}_{\mathbf{z} \sim q(\mathbf{z})} [\|\mathbf{z} - \boldsymbol{\theta}(\mathbf{F}, \hat{\mathbf{x}}(\mathcal{D}))\|_2^2], \quad (2.33)$$

$$\text{err}_{\text{train}}(\mathcal{D}) = \frac{1}{2\sigma^2 M} \|\mathbf{y} - \boldsymbol{\theta}(\mathbf{F}, \hat{\mathbf{x}}(\mathcal{D}))\|_2^2. \quad (2.34)$$

Using the relationship $\mathbb{E}_{\mathbf{z} \sim q(\mathbf{z})}[\mathbf{z}] = \mathbb{E}_{\mathbf{y} \sim q(\mathbf{y})}[\mathbf{y}]$, the generalization gap is given by the form known as covariance penalty [16]

$$\Delta^{(\text{in})} = \frac{1}{\sigma^2 M} \text{Cov}_{\mathbf{y}}(\mathbf{y}, \hat{\mathbf{y}}(\mathcal{D})), \quad (2.35)$$

where we denote $\text{Cov}_{\mathbf{y}}(\mathcal{A}(\mathbf{y}), \mathcal{B}(\mathbf{y})) = \mathbb{E}_{\mathbf{y} \sim q(\mathbf{y})}[\mathcal{A}(\mathbf{y})\mathcal{B}(\mathbf{y})] - \mathbb{E}_{\mathbf{y} \sim q(\mathbf{y})}[\mathcal{A}(\mathbf{y})]\mathbb{E}_{\mathbf{y} \sim q(\mathbf{y})}[\mathcal{B}(\mathbf{y})]$. Further, the following relationship holds when $\mathbf{y} \sim \mathcal{N}(\boldsymbol{\mu}, \sigma^2 \mathbf{I}_M)$.

$$\frac{1}{\sigma^2 M} \text{Cov}_{\mathbf{y}}(\mathbf{y}, \hat{\mathbf{y}}(\mathcal{D})) = \frac{1}{M} \sum_{\mu=1}^M \mathbb{E}_{\mathbf{y}} \left[\frac{\partial \hat{y}_{\mu}(\mathcal{D})}{\partial y_{\mu}} \right]. \quad (2.36)$$

For linear estimators, we obtain $\partial \hat{y}_{\mu}(\mathcal{D}) / \partial y_{\mu} = H_{\mu\mu}$, and therefore, we show that DF is an unbiased estimator of the covariance penalty. \square

Under the known variance assumption, C_p criterion divided by σ^2 is reduced to AIC. To show this, let us apply a singular value decomposition to \mathbf{F} as $\mathbf{F} = \mathbf{U}\mathbf{D}\mathbf{V}^{\top}$, where $\mathbf{U} \in \mathbb{R}^{M \times N}$ and $\mathbf{V} \in \mathbb{R}^{N \times N}$ represent the left and right singular vectors, and \mathbf{D} represents the $N \times N$ dimensional diagonal matrix whose (i, i) -component corresponds to the i -th singular value d_i . We obtain $\text{Tr}(\mathbf{H}) = \sum_{i=1}^N d_i^2 / d_i^2 = N$, which indicates the equivalence of the C_p criterion and AIC.

The discussion so far was restricted to linear estimators. However, we can obtain the estimator of the generalization gap even when the analytical form of $\hat{\mathbf{y}}$ cannot be derived using the relationship (2.36). Stein's unbiased risk estimate (SURE) of the mean squared error [25] is the estimator of $2\sigma^2 \text{err}_{\text{pre}}^{(\text{in})}$ for the Gaussian likelihood applicable to general estimators of $\hat{\mathbf{y}}$.

Definition 7 (SURE and generalized degrees of freedom). *SURE is an estimator of the in-sample prediction error defined by*

$$\text{SURE}(\mathcal{D}) = 2\sigma^2 \text{err}_{\text{train}}(\mathcal{D}) + 2\sigma^2 \text{gdf}(\mathcal{D}), \quad (2.37)$$

where $\text{gdf}(\mathbf{y})$ is termed the generalized degree of freedom (GDF) [26] defined by

$$\text{gdf}(\mathcal{D}) = \frac{1}{M} \sum_{\mu=1}^M \frac{\partial \hat{y}_{\mu}(\mathcal{D})}{\partial y_{\mu}}. \quad (2.38)$$

GDF coincides with DF for the linear estimator. The expression (2.38) is applicable to various models; however, the exact correspondence between GDF and the number of estimated variables in the model does not hold. The functional form of $\hat{y}_{\mu}(\mathcal{D})$ depends on the true generative process of the data, assumed model, and estimation method; therefore, GDF depends on these factors.

2.5.1. Shrinkage estimators reduce model complexity A well-known tendency of GDF is that it decreases under shrinking estimators. As an example, let us consider the ridge regression

$$\hat{\mathbf{x}}(\mathcal{D}) = \underset{\mathbf{x}}{\operatorname{argmax}} \left\{ -\frac{1}{2} \left\| \mathbf{y} - \frac{1}{\sqrt{N}} \mathbf{F} \mathbf{x} \right\|_2^2 - \frac{\lambda}{2} \|\mathbf{x}\|_2^2 \right\}. \quad (2.39)$$

The estimate $\hat{\mathbf{x}}$ and the expression of data using the estimate $\hat{\mathbf{y}}$ are provided by

$$\hat{\mathbf{x}} = \frac{1}{\sqrt{N}} \left(\frac{1}{N} \mathbf{F}^{\top} \mathbf{F} + \lambda \mathbf{I} \right)^{-1} \mathbf{F}^{\top} \mathbf{y} \quad (2.40)$$

$$\hat{\mathbf{y}} = \mathbf{H} \mathbf{y} \quad (2.41)$$

where $\mathbf{H} = \frac{1}{N} \mathbf{F} \left(\frac{1}{N} \mathbf{F}^{\top} \mathbf{F} + \lambda \mathbf{I} \right)^{-1} \mathbf{F}^{\top}$. Applying the singular value decomposition $\frac{1}{\sqrt{N}} \mathbf{F} = \mathbf{U} \mathbf{D} \mathbf{V}^{\top}$, DF is given by

$$\text{df} = \frac{1}{M} \sum_{i=1}^N \frac{d_i^2}{d_i^2 + \lambda}, \quad (2.42)$$

where d_i represents the i -th singular value. Therefore, DF decrease with an increase in the generalization parameter λ .

However, in case of the ℓ_1 -penalized maximum likelihood method, GDF corresponds to the number of parameters in the model although the estimator is shrinking from ordinary least square estimator [27, 28, 29]. This reason is considered that the selection of the non-zero components increase model complexity, which is an increase balanced with the decrease of the model complexity attributed to shrinkage.

2.6. Importance sampling cross validation and functional variance

We introduce another expression of the LOOCV error in the framework of the Bayesian inference; however, we consider the penalized maximum likelihood method in this paper. In our problem setting, posterior distribution is defined by

$$p_{\beta}(\mathbf{x}|\mathcal{D}) = \frac{1}{Z_{\beta}} \exp(\beta \varphi(\mathcal{D}, \mathbf{x})), \quad (2.43)$$

where $Z_{\beta} = \int d\mathbf{x} \exp(\beta \varphi(\mathcal{D}, \mathbf{x}))$ and β is the inverse temperature. In the usual Bayesian inference, $\beta = 1$ is considered. This parameter connects the Bayesian inference and the

penalized maximum likelihood method as

$$\hat{x}_i(\mathcal{D}) = \lim_{\beta \rightarrow \infty} \int d\mathbf{x} x_i p_\beta(\mathbf{x}|\mathcal{D}). \quad (2.44)$$

We introduce the importance sampling cross validation (ISCV) error as follows.

Definition 8 (Importance sampling cross-validation error). *Under the posterior distribution $p_\beta(\mathbf{x}|\mathcal{D})$, ISCV error is defined by*

$$\text{err}_{\text{ISCV}}(\mathcal{D}; \beta) = \frac{1}{M} \sum_{\mu=1}^M \ln \int d\mathbf{x} \frac{1}{f^\beta(y_\mu|\theta_\mu(\mathbf{x}, \mathbf{f}_\mu))} p_\beta(\mathbf{x}|\mathcal{D}). \quad (2.45)$$

Theorem 3. *ISCV error is equivalent to the LOOCV error for the Bayesian inference at any β .*

Proof. We start with the LOOCV error for the Bayesian inference

$$\text{err}_{\text{LOOCV}}(\mathcal{D}; \beta) = -\frac{1}{M} \sum_{\mu=1}^M \ln \int d\mathbf{x} f(y_\mu|\theta_\mu(\mathbf{x}, \mathbf{f}_\mu)) p_\beta(\mathbf{x}|\mathcal{D}_{\setminus \mu}), \quad (2.46)$$

which is reduced to (2.8) at $\beta \rightarrow \infty$. Setting $\phi(\mathbf{x}) = \exp(-h(\mathbf{x}))$, (2.46) is transformed as

$$\begin{aligned} \text{err}_{\text{LOOCV}}(\mathcal{D}; \beta) &= \frac{1}{M} \sum_{\mu=1}^M \ln \frac{\int d\mathbf{x} \prod_{\nu \in M \setminus \mu} f^\beta(y_\nu|\theta_\nu(\mathbf{f}_\nu, \mathbf{x})) \phi^\beta(\mathbf{x})}{\int d\mathbf{x} \prod_{\nu \in M} f^\beta(y_\nu|\theta_\nu(\mathbf{f}_\nu, \mathbf{x})) \phi^\beta(\mathbf{x})} \\ &= \frac{1}{M} \sum_{\mu=1}^M \ln \int d\mathbf{x} \frac{1}{f^\beta(y_\mu|\theta_\mu(\mathbf{f}_\mu, \mathbf{x}))} p_\beta(\mathbf{x}|\mathcal{D}), \end{aligned} \quad (2.47)$$

and the R.H.S. corresponds to ISCV error. \square

For the sake of generality, we define the posterior expectation of the η -powered likelihood as

$$\mathcal{T}(\eta) = \lim_{\beta \rightarrow \infty} \frac{1}{M\beta} \sum_{\mu=1}^M \ln \int d\mathbf{x} p_\beta(\mathbf{x}|\mathcal{D}) f^{\eta\beta}(y_\mu|\theta_\mu(\mathbf{f}_\mu, \mathbf{x})). \quad (2.48)$$

The training and ISCV errors correspond to $-\mathcal{T}(1)$ and $\mathcal{T}(-1)$, respectively. Applying Maclaurin expansion to $\mathcal{T}(\eta)$ as

$$\mathcal{T}(\eta) = \sum_{k=0}^{\infty} \frac{1}{k!} \left. \frac{\partial^k \mathcal{T}(\eta)}{\partial \eta^k} \right|_{\eta=0} \eta^k, \quad (2.49)$$

and setting $\eta = \pm 1$, we obtain

$$\text{err}_{\text{train}}(\mathcal{D}) = -\left. \frac{\partial \mathcal{T}(\eta)}{\partial \eta} \right|_{\eta=0} - \frac{1}{2} \left. \frac{\partial^2 \mathcal{T}(\eta)}{\partial \eta^2} \right|_{\alpha=0} - \frac{1}{6} \left. \frac{\partial^3 \mathcal{T}(\eta)}{\partial \eta^3} \right|_{\alpha=0} + O(\eta^4) \quad (2.50)$$

$$\text{err}_{\text{ISCV}}(\mathcal{D}) = -\left. \frac{\partial \mathcal{T}(\eta)}{\partial \eta} \right|_{\eta=0} + \frac{1}{2} \left. \frac{\partial^2 \mathcal{T}(\eta)}{\partial \eta^2} \right|_{\alpha=0} - \frac{1}{6} \left. \frac{\partial^3 \mathcal{T}(\eta)}{\partial \eta^3} \right|_{\alpha=0} + O(\eta^4), \quad (2.51)$$

where $\mathcal{T}(0) = 0$. Thus, the following relationship holds:

$$\text{err}_{\text{ISCV}}(\mathcal{D}) = \text{err}_{\text{train}}(\mathcal{D}) + \left. \frac{\partial^2 \mathcal{T}(\eta)}{\partial \eta^2} \right|_{\eta=0} + O(\eta^4). \quad (2.52)$$

The second derivative of \mathcal{T} is given by

$$\begin{aligned} \frac{\partial^2}{\partial \eta^2} \mathcal{T}(\eta) = & \beta \sum_{\mu=1}^M \left[\frac{\mathbb{E}_{\text{post}} [(\ln f(y_\mu | \theta_\mu))^2 \exp(\eta \beta \ln f(y_\mu | \theta_\mu))]}{\mathbb{E}_{\text{post}} [\exp(\eta \beta \ln f(y_\mu | \theta_\mu))]} \right. \\ & \left. - \left\{ \frac{\mathbb{E}_{\text{post}} [\ln f(y_\mu | \theta_\mu) \exp(\eta \beta \ln f(y_\mu | \theta_\mu))]}{\mathbb{E}_{\text{post}} [\exp(\eta \beta \ln f(y_\mu | \theta_\mu))]} \right\}^2 \right], \end{aligned} \quad (2.53)$$

which is called *functional variance* at $\eta = 0$ [18].

Definition 9 (Functional variance and widely applicable information criterion). *The functional variance (FV) is defined by the variance of the component-wise log-likelihood as*

$$\begin{aligned} \text{FV}(\mathcal{D}) = & \frac{\beta}{M} \sum_{\mu=1}^M \left\{ \int d\mathbf{x} p_\beta(\mathbf{x} | \mathcal{D}) (\ln f(y_\mu | \theta_\mu(\mathbf{f}_\mu, \mathbf{x})))^2 \right. \\ & \left. - \left(\int d\mathbf{x} p_\beta(\mathbf{x} | \mathcal{D}) \ln f(y_\mu | \theta_\mu(\mathbf{f}_\mu, \mathbf{x})) \right)^2 \right\}. \end{aligned} \quad (2.54)$$

The estimator of the ISCV using the functional variance is known as the widely applicable information criterion (WAIC)

$$\text{WAIC}(\mathcal{D}) = \text{err}_{\text{train}}(\mathcal{D}) + \text{FV}(\mathcal{D}). \quad (2.55)$$

The terms of $O(\eta^3)$ have a negligible contribution in the asymptotic limit, and hence, WAIC is asymptotically equivalent to the LOOCV or ISCV error [30]. However, for cases with a large number of parameters, the convergence of the series expansion (2.49) should be considered, which immediately concerns the adequacy of WAIC.

For the understanding of the FV, we introduce the following form of FV;

$$\text{FV}(\mathcal{D}) = \frac{1}{M} \sum_{\mu=1}^M \frac{\partial^2}{\partial \gamma_\mu^2} \ln Z_{\beta, \gamma}(\mathcal{D}) \Big|_{\gamma=1}, \quad (2.56)$$

where

$$Z_{\beta, \gamma}(\mathcal{D}) = \int d\mathbf{x} f^{\beta \gamma_\mu}(y_\mu | \theta_\mu(\mathbf{f}_\mu, \mathbf{x})) \phi^\beta(\mathbf{x}) \quad (2.57)$$

is the extended partition function with an auxiliary variable $\gamma \in \mathbb{R}^M$ [31]. This form is useful for the derivation of FV in the framework of GAMP later.

2.6.1. Equivalence of TIC and WAIC The derivations of TIC and WAIC from the LOOCV error differ from each other. TIC is obtained by removing one observation and assuming that the difference in estimates due to the remove is sufficiently small. Meanwhile, WAIC considers component-wise variance of the log-likelihood. However, it can be shown that TIC and WAIC are equivalent to each other. Expanding the log-likelihood around the estimate $\hat{\mathbf{x}}(\mathcal{D})$, we obtain

$$\begin{aligned} \ln f(y_\mu | \theta_\mu(\mathbf{f}_\mu, \mathbf{x})) = & \ln f(y_\mu | \theta_\mu(\mathbf{f}_\mu, \hat{\mathbf{x}}(\mathcal{D}))) \\ & + \sum_{i=1}^N \frac{\partial}{\partial x_i} \ln f(y_\mu | \theta_\mu(\mathbf{f}_\mu, \mathbf{x})) \Big|_{\mathbf{x}=\hat{\mathbf{x}}(\mathcal{D})} (x_i - \hat{x}_i(\mathcal{D})). \end{aligned} \quad (2.58)$$

The function to be minimized is expanded as

$$\begin{aligned}\varphi(\mathcal{D}, \mathbf{x}) &= \varphi(\mathcal{D}, \hat{\mathbf{x}}(\mathcal{D})) \\ &+ \frac{1}{2} \sum_{i,j} \frac{\partial^2}{\partial x_i \partial x_j} \varphi(\mathcal{D}, \mathbf{x}) \Big|_{\mathbf{x}=\hat{\mathbf{x}}(\mathcal{D})} (x_i - \hat{x}_i(\mathcal{D}))(x_j - \hat{x}_j(\mathcal{D})),\end{aligned}\quad (2.59)$$

where we consider that the gradient at $\hat{\mathbf{x}}$ is zero. Hence, we obtain the Gaussian approximation of the posterior distribution as

$$p_\beta(\mathbf{x}|\mathcal{D}) \propto \exp\left(-\frac{\beta M}{2}(\mathbf{x} - \hat{\mathbf{x}}(\mathcal{D}))\mathcal{J}(\hat{\mathbf{x}}(\mathcal{D}))(\mathbf{x} - \hat{\mathbf{x}}(\mathcal{D}))^\top\right), \quad (2.60)$$

where $\mathcal{J}(\hat{\mathbf{x}})$ is given by (2.20). Using (2.58) and (2.60), we obtain

$$\begin{aligned}\text{FV}(\mathcal{D}) &= \frac{\beta}{M} \sum_{\mu=1}^M \sum_{ij} \int d\mathbf{x} p_\beta(\mathbf{x}|\mathcal{D}) \frac{\partial}{\partial x_i} \ln f(y_\mu | \theta_\mu(\mathbf{f}_\mu, \mathbf{x})) \Big|_{\mathbf{x}=\hat{\mathbf{x}}(\mathcal{D})} \\ &\quad \times \frac{\partial}{\partial x_j} \ln f(y_\mu | \theta_\mu(\mathbf{f}_\mu, \mathbf{x})) \Big|_{\mathbf{x}=\hat{\mathbf{x}}(\mathcal{D})} (x_i - \hat{x}_i(\mathcal{D}))(x_j - \hat{x}_j(\mathcal{D})) \\ &= \frac{1}{M} \text{Tr}(\mathcal{I}(\hat{\mathbf{x}}(\mathcal{D}))\mathcal{J}^{-1}(\hat{\mathbf{x}}(\mathcal{D}))),\end{aligned}\quad (2.61)$$

which corresponds to TIC.

3. Our purpose and problem setting

In the conventional problem settings in the statistics, $M \rightarrow \infty$ with sufficiently small N are considered, hence the difference between the in-sample prediction error and the extra-sample prediction error has not been focused. Recently, characteristic phenomena known as double descent phenomena, wherein the extra-sample prediction error exhibits two minima: one each in the underparameterized and overparametrized regions, has been reported [7]. In general, the modern neural network considers the overparametrized region, and some studies attempts to extend the conventional statistical methods to the overparametrized region [9]. Following such direction, we focus on the differences between the estimator of the prediction errors: C_p , TIC or WAIC, and LOOCV error, in the parameter region $M \sim O(N)$ including the overparametrized region. In the subsequent sections, we derive their forms using the generalized approximate message passing (GAMP) algorithm [32, 33], and discuss their behavior in the $M \sim O(N)$ region.

Hereafter, we denote $\alpha = M/N$, hence $\alpha \gg 1$ is the parameter region where the conventional statistics focused on, and $\alpha < 1$ indicates the overparametrized region. We focus on the finite α region where $\alpha \sim O(1)$. In this paper, we deal with generalized linear model (GLM), and demonstrate the results for the penalized linear regression and penalized logistic regression. The forms shown in this paper can be applied to general exponential family distributions.

We here summarize our contribution shown in the following sections.

- We derive the forms of the estimators for the generalization gaps using GAMP, which is applicable to any α region as long as the local stability condition of GAMP is not violated.

- We show that GDF and FV are related to the variance of the estimated parameter in the framework of GAMP.
- Using the expression by GAMP, it is shown that the convergence condition of the series expansion (2.49), which is the basis of WAIC, is related to GDF in case of the Gaussian likelihood.
- The resulting forms of the estimators for the in-sample prediction error have differences between the extra-sample prediction error in the finite α region. We derive the differences in the finite α region using the expression by GAMP.

3.1. Problem setting

We consider GLM as the likelihood where the assumed model is provided by the natural exponential family distribution;

$$\ln f(\mathbf{y}|\boldsymbol{\theta}) = \boldsymbol{\theta}^\top \mathbf{y} - a(\boldsymbol{\theta}) + b(\mathbf{y}), \quad (3.1)$$

where $a(\boldsymbol{\theta}) = \sum_{\mu=1}^M a(\theta_\mu)$ and $b(\mathbf{y}) = \sum_{\mu=1}^M b(y_\mu)$. In the natural exponential family, $\boldsymbol{\theta}$ relates to the statistics of the distribution as

$$\mathbb{E}_{\mathcal{L}(\boldsymbol{\theta})}[y_\mu] = \frac{\partial}{\partial \theta_\mu} a(\theta_\mu), \quad \mathbb{V}_{\mathcal{L}(\boldsymbol{\theta})}[y_\mu] = \frac{\partial^2}{\partial^2 \theta_\mu} a(\theta_\mu), \quad (3.2)$$

where $\mathbb{E}_{\mathcal{L}(\boldsymbol{\theta})}[\cdot]$ and $\mathbb{V}_{\mathcal{L}(\boldsymbol{\theta})}[\cdot]$ denote the mean and variance according to the likelihood f with the parameter $\boldsymbol{\theta}$. In GLM, the model parameter and the mean of the distribution are related to each other through link function ℓ as

$$\ell(\mathbb{E}_{\mathcal{L}(\boldsymbol{\theta})}[y_\mu]) = \theta_\mu, \quad \ell^{-1}(\theta_\mu) = \mathbb{E}_{\mathcal{L}(\boldsymbol{\theta})}[y_\mu]. \quad (3.3)$$

The distribution is specified by the functions $a(\cdot)$ and $b(\cdot)$. For example, the linear regression with Gaussian likelihood corresponds to

$$a(\boldsymbol{\theta}) = \frac{1}{2} \|\boldsymbol{\theta}\|_2^2, \quad b(\mathbf{y}) = -\frac{1}{2} \|\mathbf{y}\|_2^2, \quad (3.4)$$

and the link function is given by the identity function $\ell(\boldsymbol{\theta}) = \boldsymbol{\theta}$. Other representative GLMs are presented in Appendix B. The generalization gap of the in-sample prediction error for GLM is written in the same form as that of (2.35):

$$\begin{aligned} \text{err}_{\text{train}}(\mathcal{D}) &= -\frac{1}{M} \ln f(\mathbf{y}|\boldsymbol{\theta}(\mathbf{F}, \hat{\mathbf{x}}(\mathcal{D}))) \\ &= \frac{1}{M} \{ -\boldsymbol{\theta}(\mathbf{F}, \hat{\mathbf{x}}(\mathcal{D}))^\top \mathbf{y} + a(\boldsymbol{\theta}(\mathbf{F}, \hat{\mathbf{x}}(\mathcal{D}))) - b(\mathbf{y}) \} \end{aligned} \quad (3.5)$$

$$\begin{aligned} \text{err}_{\text{pre}}^{(\text{in})}(\mathcal{D}) &= -\frac{1}{M} \mathbb{E}_{\mathbf{z} \sim q(\mathbf{z})} [\ln f(\mathbf{z}|\boldsymbol{\theta}(\mathbf{F}, \hat{\mathbf{x}}(\mathcal{D})))] \\ &= \frac{1}{M} \left\{ -\boldsymbol{\theta}(\mathbf{F}, \hat{\mathbf{x}}(\mathcal{D}))^\top \mathbb{E}_{\mathbf{z} \sim q(\mathbf{z})} [\mathbf{z}] + a(\boldsymbol{\theta}(\mathbf{F}, \hat{\mathbf{x}}(\mathcal{D}))) \right. \\ &\quad \left. - \mathbb{E}_{\mathbf{z} \sim q(\mathbf{z})} [b(\mathbf{z})] \right\}, \end{aligned} \quad (3.6)$$

hence

$$\Delta^{(\text{in})}(\mathcal{D}) = \frac{1}{M} \text{Cov}_{\mathbf{y}}(\mathbf{y}, |\boldsymbol{\theta}(\mathbf{F}, \hat{\mathbf{x}}(\mathcal{D})))). \quad (3.7)$$

For the penalty term, we restrict our discussion to the separable penalties, where $h(\mathbf{x}) = \sum_{i=1}^N h(x_i)$. We focus on the elastic net penalty

$$h(x) = \lambda_1 |x| + \frac{\lambda_2}{2} x^2, \quad (3.8)$$

where λ_1 and λ_2 are regularization parameters for controlling the intensity of the penalty. The elastic net penalty at $\lambda_1 = 0$ and $\lambda_2 = 0$ correspond to ℓ_2 and ℓ_1 norm, respectively.

4. GAMP for GLM

Message passing is an algorithm used to approximately calculate the marginal posterior distribution. The algorithm is based on the graphical representation of the conditional independency of the variables according to the probability distribution [34, 35]. Graphical models provide visual support to draw inferences and construct efficient algorithms. In practice, message passing shows efficient performances as a decoding algorithm for low density parity check (LDPC) code [36], code division multiple access (CDMA) [37], and others.

Message passing with a Gaussian approximation is known as approximate message passing (AMP) [38] that reduces the computational cost required for the inference. The AMP was proposed in the study on compressed sensing and it was extended to a generalized approximate message passing (GAMP) [32] to deal with general separable likelihood and prior. The AMP has a similarity between the cavity approach [39] and Thouless–Anderson–Palmer (TAP) equation [40] in statistical physics for spin glasses. This relationship induces a statistical-physics based study on the information science and machine learning [41] such as compressed sensing [14], regression [42], and matrix factorization [43].

The details of the derivation of the GAMP for the regression problem of the separable likelihoods and priors are shown in Appendix C.

4.1. General form of message passing algorithm

The graphical representation of the regression problems considered here is shown in Figure 3. Factor nodes \square , variable nodes \bigcirc , and the edges represent the data \mathbf{y} , regression coefficient \mathbf{x} , and predictor matrix \mathbf{F} , respectively. The message passing procedure is described by following two messages defined on the edges between the factor nodes and the variable nodes:

- $\xi_{i \rightarrow \mu}(x_i)$: Message from the variable x_i to data y_μ (output message)
- $\tilde{\xi}_{\mu \rightarrow i}(x_i)$: Message from data y_μ to the variable x_i (input message)

Intuitively, output and input messages are the probability distributions before and after the observation of μ -th data. Hence, in particular, the output message $\xi_{i \rightarrow \mu}(x_i)$ is considered to describe the probability distribution under the LOO sample $\mathcal{D}_{\setminus \mu}$ [44]. We term the graphical model without μ -th data as μ -cavity system.

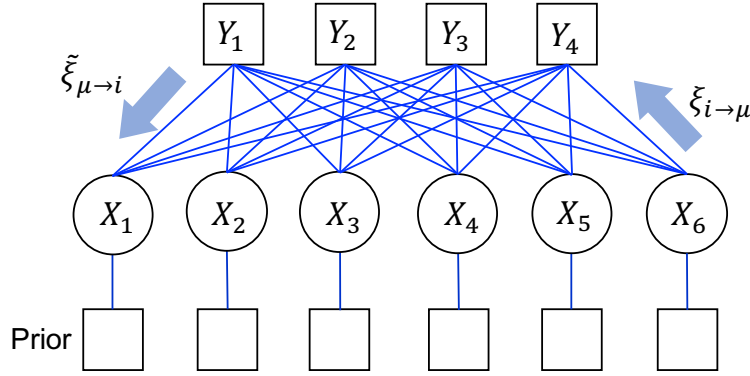


Figure 3. Graphical representation of regression problem and messages defined on the edges

For general graphs, these messages need to be recursively updated to obtain the posterior distribution. Here, we place the superscript (t) on the messages and related quantities to indicate that their values are the results of the t -times update. The messages at the t -th and $(t + 1)$ -th step are related as

$$\tilde{\xi}_{\mu \rightarrow i}^{(t)}(x_i) \propto \int d\mathbf{x}_{\setminus i} f^{\beta}(y_{\mu} | \boldsymbol{\theta}) \prod_{j \in \mathbf{N} \setminus i} \xi_{j \rightarrow \mu}^{(t)}(x_j) \quad (4.1)$$

$$\xi_{i \rightarrow \mu}^{(t+1)}(x_i) \propto \phi^{\beta}(x_i) \prod_{\nu \in \mathbf{M} \setminus \mu} \tilde{\xi}_{\nu \rightarrow i}^{(t)}(x_i), \quad (4.2)$$

where $\mathbf{N} = \{1, \dots, N\}$, $\mathbf{M} = \{1, \dots, M\}$, and $\mathbf{N} \setminus i$ denote \mathbf{N} except i . Using the input messages, the marginal distribution is given by

$$p_{\beta,i}^{(t)}(x_i) \propto \phi^{\beta}(x_i) \prod_{\nu \in \mathbf{M}} \tilde{\xi}_{\nu \rightarrow i}^{(t)}(x_i), \quad (4.3)$$

and the i -th component of the penalized maximum likelihood estimate is given by

$$\hat{x}_i^{(t)} = \lim_{\beta \rightarrow \infty} \int dx_i p_{\beta,i}^{(t)}(x_i). \quad (4.4)$$

The message passing procedure provides the exact marginal distribution when the graph consists of tree structures. Our problem setting corresponds to the case where the graph has loops, hence the marginal distribution by the message passing is an approximation. Although the algorithm provides an approximate calculation of the posterior marginals, it is considered that the message passing provides reasonable results from the comparison with the exact calculations or numerical simulations [45, 35].

4.2. Approximate message passing

The updating rule (4.1) and (4.2) consists of $2MN$ messages. For simplification, we introduce the following assumptions for sufficiently large M and N .

a1: All components of the predictor matrix are $O(1)$.

a2: The correlation between predictors is negligible: the off-diagonal components of $\frac{1}{N} \mathbf{F}^{\top} \mathbf{F}$ are $O(N^{-1/2})$.

Under assumptions **a1** and **a2**, the input messages $\{\tilde{\xi}_{\mu \rightarrow i}\}$ can be considered Gaussian distributions, as shown in Appendix C. Therefore, it is sufficient to consider the means and variances of the messages; we denote them as

$$\hat{x}_{i \rightarrow \mu}^{(t)} = \int dx_i x_i \xi_{i \rightarrow \mu}^{(t)}(x_i) \quad (4.5)$$

$$s_{i \rightarrow \mu}^{(t)} = \beta \int dx_i (x_i - \hat{x}_{i \rightarrow \mu}^{(t)})^2 \xi_{i \rightarrow \mu}^{(t)}(x_i) \quad (4.6)$$

$$\tilde{x}_{\mu \rightarrow i}^{(t)} = \int dx_i x_i \tilde{\xi}_{\mu \rightarrow i}^{(t)}(x_i) \quad (4.7)$$

$$\tilde{s}_{\mu \rightarrow i}^{(t)} = \beta \int dx_i (x_i - \tilde{x}_{\mu \rightarrow i}^{(t)})^2 \tilde{\xi}_{\mu \rightarrow i}^{(t)}(x_i). \quad (4.8)$$

An algorithm for updating these means and variances under the arbitrary likelihood and prior distribution is called generalized approximate message passing (GAMP). In GAMP, the marginalized distribution $p_{\beta,i}(x_i)$ is represented by

$$p_{\beta,i}^{(t)}(x_i) = \mathcal{P}_\beta(x_i; \Sigma_i^{(t)}, \mathbf{m}_i^{(t)}), \quad (4.9)$$

where \mathcal{P}_β is the distribution defined by

$$\mathcal{P}_\beta(x; \Sigma, \mathbf{m}) = \frac{1}{\mathcal{Z}} \phi^\beta(x) \exp \left\{ -\frac{\beta(x - \mathbf{m})^2}{2\Sigma} \right\}, \quad (4.10)$$

with the normalization constant \mathcal{Z} . We define the mean and variance of (4.10) as $\mathbb{M}_\beta(\Sigma, \mathbf{m})$ and $\beta^{-1}\mathbb{V}_\beta(\Sigma, \mathbf{m})$, respectively, and denote

$$\hat{x}_i^{(t)} = \int dx_i x_i \mathcal{P}_\beta(x; \Sigma_i^{(t)}, \mathbf{m}_i^{(t)}) = \mathbb{M}_\beta(\Sigma_i^{(t)}, \mathbf{m}_i^{(t)}) \quad (4.11)$$

$$s_i^{(t)} = \beta \int dx_i (x_i - \hat{x}_i^{(t)})^2 \mathcal{P}_\beta(x; \Sigma_i^{(t)}, \mathbf{m}_i^{(t)}) = \mathbb{V}_\beta(\Sigma_i^{(t)}, \mathbf{m}_i^{(t)}), \quad (4.12)$$

where $\hat{x}_i^{(t)}$ corresponds to the penalized maximum likelihood estimate of step t at $\beta \rightarrow \infty$, which limit will be taken later. Here, the following relationship holds.

$$\mathbb{V}_\beta(\Sigma, \mathbf{m}) = \beta^{-1} \Sigma \frac{\partial}{\partial \mathbf{m}} \mathbb{M}_\beta(\Sigma, \mathbf{m}). \quad (4.13)$$

The form of (4.10) indicates that the posterior distribution is given by the prior distribution for x_i and the Gaussian distribution with mean \mathbf{m}_i and variance Σ_i , which represents a contribution from other variables. Here, we set

$$\hat{\theta}_\mu^{\mu(t)} = \frac{1}{\sqrt{N}} \sum_{i=1}^N F_{\mu i} \hat{x}_{i \rightarrow \mu}^{(t)}, \quad (4.14)$$

$$s_{\theta_\mu}^{\mu(t)} = \frac{1}{N} \sum_{i=1}^N F_{\mu i}^2 s_{i \rightarrow \mu}^{(t)}, \quad (4.15)$$

where (4.14) corresponds to the estimated model parameter in the μ -cavity system. After some calculations shown in Appendix C, we derive \mathbf{m}_i and Σ_i as

$$\mathbf{m}_i^{(t)} = \Sigma_i^{(t)} \sum_{\mu=1}^M \left\{ \frac{1}{\sqrt{N}} F_{\mu i} \beta^{-1} g_{\text{out}}(s_{\theta_\mu}^{\mu(t)}, \hat{\theta}_\mu^{\mu(t)}, y_\mu) \right\}$$

$$- \frac{1}{N} F_{\mu i}^2 \widehat{x}_i^{(t)} \beta^{-1} \partial_{\widehat{\theta}} g_{\text{out}}(s_{\theta_\mu}^{\setminus \mu(t)}, \widehat{\theta}_\mu^{\setminus \mu(t)}, y_\mu) \} \quad (4.16)$$

$$\frac{1}{\Sigma_i^{(t)}} = -\frac{1}{N} \sum_{\mu=1}^M F_{\mu i}^2 \beta^{-1} \partial_{\widehat{\theta}} g_{\text{out}}(s_{\theta_\mu}^{\setminus \mu(t)}, \widehat{\theta}_\mu^{\setminus \mu(t)}, y_\mu), \quad (4.17)$$

where

$$g_{\text{out}}(s_{\theta_\mu}^{\setminus \mu(t)}, \widehat{\theta}_\mu^{\setminus \mu(t)}, y_\mu) = \left\langle \frac{\beta(\theta_\mu - \widehat{\theta}_\mu^{\setminus \mu(t)})}{s_{\theta_\mu}^{\setminus \mu(t)}} \right\rangle_{\theta_\mu} \quad (4.18)$$

$$\partial_{\widehat{\theta}} g_{\text{out}}(s_{\theta_\mu}^{\setminus \mu(t)}, \widehat{\theta}_\mu^{\setminus \mu(t)}, y_\mu) = \frac{\partial}{\partial \widehat{\theta}_\mu^{\setminus \mu(t)}} g_{\text{out}}(s_{\theta_\mu}^{\setminus \mu(t)}, \widehat{\theta}_\mu^{\setminus \mu(t)}, y_\mu). \quad (4.19)$$

The expectation $\langle \cdot \rangle_{\theta_\mu}$ in (4.18) denotes the expectation with respect to θ_μ based on the distribution

$$p_{c,\mu}^{(t)}(\theta_\mu | y_\mu) = \frac{f^\beta(y_\mu | \theta_\mu) \psi_c^\beta(\theta_\mu | s_{\theta_\mu}^{\setminus \mu(t)}, \widehat{\theta}_\mu^{\setminus \mu(t)})}{\int d\theta_\mu f^\beta(y_\mu | \theta_\mu) \psi_c^\beta(\theta_\mu | s_{\theta_\mu}^{\setminus \mu(t)}, \widehat{\theta}_\mu^{\setminus \mu(t)})}, \quad (4.20)$$

where

$$\psi_c(\theta_\mu | s_{\theta_\mu}^{\setminus \mu}, \widehat{\theta}_\mu^{\setminus \mu}) = \exp \left(-\frac{(\theta_\mu - \widehat{\theta}_\mu^{\setminus \mu})^2}{2s_{\theta_\mu}^{\setminus \mu}} \right). \quad (4.21)$$

Defining the following quantities

$$\widehat{\theta}_\mu^{(t)} = \frac{1}{\sqrt{N}} \sum_{i=1}^N F_{\mu i} \widehat{x}_i^{(t)} \quad (4.22)$$

$$s_{\theta_\mu}^{(t)} = \frac{1}{N} \sum_{j=1}^N F_{\mu j}^2 s_j^{(t)}, \quad (4.23)$$

where (4.22) corresponds to the estimated model parameter, their values are related to those for cavity distribution as

$$\widehat{\theta}_\mu^{(t)} = \widehat{\theta}_\mu^{\setminus \mu(t)} + \beta^{-1} (g_{\text{out}}^{(t-1)})_\mu s_{\theta_\mu}^{\setminus \mu(t)} \quad (4.24)$$

$$s_{\theta_\mu}^{(t)} = s_{\theta_\mu}^{\setminus \mu(t)}, \quad (4.25)$$

where the second term of (4.24) is known as Onsager reaction term [40].

4.3. $\beta \rightarrow \infty$ limit

At $\beta \rightarrow \infty$, the saddle point method can be used to calculate the integrals with respect to x and θ based on the distributions (4.9) and (4.20). First, the mean of the distribution (4.9) denoted by \widehat{x} is given as the solution of the maximization problem

$$\widehat{x}_i = \underset{x}{\operatorname{argmax}} f_\xi(x; m_i, \Sigma_i) \quad (4.26)$$

where

$$f_\xi(x; m, \Sigma) = \ln \phi(x) - \frac{(x - m)^2}{2\Sigma}. \quad (4.27)$$

The solution depends on the prior distribution. Here, we show the solution under the elastic net penalty as

$$\hat{x}_i = \frac{m_i - \text{sgn}(m_i)\lambda_1\Sigma_i}{\lambda_2\Sigma_i + 1}\mathbb{I}(|m_i| > \lambda_1\Sigma_i), \quad (4.28)$$

$$s_i = \frac{\Sigma_i}{\lambda_2\Sigma_i + 1}\mathbb{I}(|m_i| > \lambda_1\Sigma_i), \quad (4.29)$$

where $\mathbb{I}(a)$ represents the indicate function returns 1 if a is true, otherwise it is 0. Setting $\lambda_1 = 0$ and $\lambda_2 = 0$, we obtain the solution under the ℓ_2 penalty and ℓ_1 penalty, respectively.

Next, the mean (4.20) at $\beta \rightarrow \infty$, denoted by θ_μ^* , is given by

$$\theta_\mu^* = \underset{\theta}{\operatorname{argmax}} \hat{f}_\xi(\theta; y_\mu, \hat{\theta}_\mu^\mu, s_{\theta_\mu^\mu}), \quad (4.30)$$

with the function \hat{f}_ξ defined as

$$\hat{f}_\xi(\theta; y, \hat{\theta}, s) = \ln f(y|\theta) - \frac{(\theta - \hat{\theta})^2}{2s}. \quad (4.31)$$

The maximizer θ_μ^* in (4.30) satisfies

$$\frac{\theta_\mu^* - \hat{\theta}_\mu^\mu}{s_{\theta_\mu^\mu}} = y_\mu - a'(\theta_\mu^*), \quad (4.32)$$

where $a'(\theta_\mu^*) = \frac{\partial}{\partial \theta} a(\theta)|_{\theta=\theta_\mu^*}$ corresponds to the mean of y_μ expressed by the assumed model, i.e. $a'(\theta_\mu^*) = \mathbb{E}_{\mathcal{L}(\theta^*)}[y_\mu] = \ell^{-1}(\theta_\mu^*)$. From (4.32), $\partial_{\hat{\theta}}\theta_\mu^* \equiv \partial\theta_\mu^*/\partial\hat{\theta}_\mu^\mu$ satisfies

$$\frac{\partial_{\hat{\theta}}\theta_\mu^* - 1}{s_{\theta_\mu^\mu}} = -\partial_{\hat{\theta}}\theta_\mu^* a''(\theta_\mu^*), \quad (4.33)$$

where $a''(\theta_\mu^*)$ corresponds to the variance of y_μ under the assumed model, i.e. $a''(\theta_\mu^*) = \mathbb{V}_{\mathcal{L}(\theta^*)}[y_\mu]$. Solving (4.33), we obtain

$$\frac{\partial_{\hat{\theta}}\theta_\mu^* - 1}{s_{\theta_\mu^\mu}} = -\frac{\mathbb{V}_{\mathcal{L}(\theta_\mu^*)}[y_\mu]}{1 + s_{\theta_\mu^\mu}\mathbb{V}_{\mathcal{L}(\theta_\mu^*)}[y_\mu]}. \quad (4.34)$$

For convenience, we introduce rescaled variables

$$\beta^{-1}g_{\text{out}} = \check{g}_{\text{out}}, \quad \beta^{-1}\partial_{\hat{\theta}}g_{\text{out}} = \check{\partial}_{\hat{\theta}}g_{\text{out}}, \quad (4.35)$$

and they are given by

$$(\check{g}_{\text{out}})_\mu = \frac{\theta_\mu^* - \hat{\theta}_\mu^\mu}{s_{\theta_\mu^\mu}}, \quad (\check{\partial}_{\hat{\theta}}g_{\text{out}})_\mu = \frac{\partial_{\hat{\theta}}\theta_\mu^* - 1}{s_{\theta_\mu^\mu}}, \quad (4.36)$$

at $\beta \rightarrow \infty$. From eqs.(4.32) and (4.33), we obtain

$$(\check{g}_{\text{out}})_\mu = y_\mu - \mathbb{E}_{\mathcal{L}(\theta_\mu^*)}[y_\mu], \quad (4.37)$$

$$(\check{\partial}_{\hat{\theta}}g_{\text{out}})_\mu = -\frac{\mathbb{V}_{\mathcal{L}(\theta_\mu^*)}[y_\mu]}{1 + s_{\theta_\mu^\mu}\mathbb{V}_{\mathcal{L}(\theta_\mu^*)}[y_\mu]}. \quad (4.38)$$

The solution θ_μ^* of the maximization problem (4.30) is equivalent to the estimate for the parameter $\hat{\theta}_\mu$ defined by (4.22), which can be confirmed by substituting (4.37) to (4.24).

The analytical form of the estimate $\boldsymbol{\theta}^*$ and related quantities depend on the likelihood. For Gaussian likelihood, the estimate is given by

$$\theta_\mu^* = \frac{s_{\theta_\mu} y_\mu}{1 + s_{\theta_\mu}} + \frac{\hat{\theta}_\mu^\mu}{1 + s_{\theta_\mu}}. \quad (4.39)$$

Further, $\mathbb{E}_{\mathcal{L}}(\theta_\mu^*)[y_\mu] = \theta_\mu^*$ and $\mathbb{V}_{\mathcal{L}}(\theta_\mu^*)[y_\mu] = 1$, and hence,

$$(\check{g}_{\text{out}})_\mu = \frac{y_\mu - \hat{\theta}_\mu^\mu}{1 + s_{\theta_\mu}}, \quad (\check{\partial}_{\hat{\theta}} g_{\text{out}})_\mu = -\frac{1}{1 + s_{\theta_\mu}}. \quad (4.40)$$

We summarise the GAMP solutions for representative distributions in the exponential family in Appendix B. The procedure of GAMP for general likelihoods and priors is summarised in Algorithm 1, where \circ and \oslash denote the component-wise product and division, respectively, and $\mathbf{0}_{N \times 1}$ denotes the N -dimensional vector whose components are zero.

Algorithm 1 GAMP for penalized regression problems

Input: $\mathcal{D} = \{\mathbf{y}, \mathbf{F}\}$

Output: $\hat{\mathbf{x}}$

- 1: $\hat{\mathbf{x}}^{(-1)} \leftarrow \mathbf{0}_{N \times 1}, \mathbf{g}_{\text{out}}^{(-1)} \leftarrow \mathbf{0}_{M \times 1}$
 - 2: $\hat{\mathbf{x}}^{(0)}, \mathbf{s}^{(0)} \leftarrow$ Initial values from \mathbb{R}^N
 - 3: **for** $t = 0 \dots T_{\text{max}}$ **do**
 - 4: $\hat{\boldsymbol{\theta}}^{(t)} \leftarrow \frac{1}{\sqrt{N}} \mathbf{F} \hat{\mathbf{x}}^{(t)} - \frac{1}{N} \mathbf{g}_{\text{out}}^{(t-1)} \circ ((\mathbf{F} \circ \mathbf{F}) \mathbf{s}^{(t)})$
 - 5: $\mathbf{s}_\theta^{(t)} \leftarrow \frac{1}{N} (\mathbf{F} \circ \mathbf{F}) \mathbf{s}^{(t)}$
 - 6: $\mathbf{g}_{\text{out}}^{(t)} \leftarrow \mathbf{g}_{\text{out}}(\mathbf{s}_\theta^{(t)}, \hat{\boldsymbol{\theta}}^{(t)}; \mathbf{y})$
 - 7: $\partial_{\hat{\theta}} \mathbf{g}_{\text{out}}^{(t)} \leftarrow \partial_{\hat{\theta}} \mathbf{g}_{\text{out}}(\mathbf{s}_\theta^{(t)}, \hat{\boldsymbol{\theta}}^{(t)}; \mathbf{y})$
 - 8: $\boldsymbol{\Sigma}^{(t)} \leftarrow -\mathbf{1}_{N \times 1} \oslash \left(\frac{1}{N} (\mathbf{F} \circ \mathbf{F})^\top \partial_{\hat{\theta}} \mathbf{g}_{\text{out}}^{(t)} \right)$
 - 9: $\mathbf{m}^{(t)} \leftarrow \boldsymbol{\Sigma}^{(t)} \circ \left(\frac{1}{\sqrt{N}} \mathbf{F}^\top \mathbf{g}_{\text{out}}^{(t)} - \frac{1}{N} \hat{\mathbf{x}}^{(t)} \circ ((\mathbf{F} \circ \mathbf{F})^\top \partial_{\hat{\theta}} \mathbf{g}_{\text{out}}^{(t)}) \right)$
 - 10: $\hat{\mathbf{x}}^{(t+1)} \leftarrow \mathbb{M}_\beta(\boldsymbol{\Sigma}^{(t)}, \mathbf{m}^{(t)})$
 - 11: $\mathbf{s}^{(t+1)} \leftarrow \mathbb{V}_\beta(\boldsymbol{\Sigma}^{(t)}, \mathbf{m}^{(t)})$
 - 12: **end for**
-

4.3.1. Neglecting a part of site-dependency for random predictors For random predictors with i.i.d. random entries of zero mean and variance 1, s_{θ_μ} converges to the averaged value of s_i

$$s_{\theta_\mu} = \frac{1}{N} \sum_{i=1}^N F_{\mu i}^2 s_i \rightarrow s_\theta = \frac{1}{N} \sum_{i=1}^N s_i \quad (4.41)$$

at sufficiently large N because of the law of large numbers. Further, the site dependency of Σ_i can be ignored as

$$\frac{1}{\Sigma^{(t)}} = -\frac{\alpha}{M} \sum_{\mu=1}^M \check{\partial}_{\hat{\theta}} g_{\text{out}}(s_{\theta_\mu}^{\mu(t)}, \hat{\theta}_\mu^{\mu(t)}, y_\mu). \quad (4.42)$$

4.3.2. Comparison of GAMP with the linear algebraic expression Now, we compare the expression of the LOOCV error obtained using GAMP and that obtained from the linear algebraic form given by (2.9) for the Gaussian likelihood. In GAMP, we denote the model expression of data under the μ -cavity system as $\hat{y}_\mu^{\setminus\mu} = \frac{1}{\sqrt{N}} F_{\mu i} \hat{x}_{i \rightarrow \mu}$; this corresponds to $\hat{\theta}_\mu^{\setminus\mu}$. Hence, we obtain

$$y_\mu - \hat{y}_\mu^{\setminus\mu} = (y_\mu - \hat{y}_\mu)(1 + s_{\theta_\mu}). \quad (4.43)$$

Meanwhile, from (2.15), we obtain

$$y_\mu - \hat{y}_\mu(\mathcal{D}_{\setminus\mu}) = \frac{y_\mu - \hat{y}_\mu(\mathcal{D})}{1 - H_{\mu\mu}}. \quad (4.44)$$

Assuming the equivalence between $\hat{y}_\mu^{\setminus\mu}$ in GAMP and $\hat{y}_\mu(\mathcal{D}_{\setminus\mu})$ in the exact calculation, the correspondence between s_{θ_μ} in GAMP and the hat matrix is given as

$$H_{\nu\nu} \leftrightarrow \frac{s_{\theta_\nu}}{1 + s_{\theta_\nu}} \quad (4.45)$$

for any $\nu \in \mathbf{M}$. For computing the hat matrix in the linear estimator, we need to calculate the matrix inverse. An advantage of GAMP is that there is no need to compute the inverse of the matrix to obtain the estimate, although a recursive update is required. Further, the L.H.S of (4.45) can be calculated for any estimator, even when the hat matrix is not defined, hence (4.45) can be regarded as the extension of the hat matrix for other estimators by GAMP.

4.3.3. Local stability condition of GAMP The GAMP algorithm sometimes fails to converge depending on the model parameters N , M , and regularization parameters. The instability condition can be derived by considering the linear stability analysis around the GAMP's fixed point.

We consider the case that $\hat{\mathbf{x}}$ is at a fixed point with the corresponding values of $\hat{\theta}_\mu^{\setminus\mu}$ for $\mu \in \mathbf{M}$. When $\hat{\mathbf{x}}$ is slightly deviated from the value at the fixed point, the deviation propagates to $\hat{\theta}_\mu^{\setminus\mu}$ by GAMP, and back to $\hat{\mathbf{x}}$. If estimates under the small deviance are moved away from the fixed point by the GAMP update, the fixed point can be regarded as locally unstable.

We consider the difference in $\hat{\theta}_\mu^{\setminus\mu}$ induced by the small deviance in $\hat{\mathbf{x}}$ as

$$\begin{aligned} \delta \hat{\theta}_\mu^{\setminus\mu} &\equiv \hat{\theta}_\mu^{\setminus\mu}(\{\hat{x}_i + \delta \hat{x}_i\}) - \hat{\theta}_\mu^{\setminus\mu}(\{\hat{x}_i\}) = \sum_{i=1}^N \frac{\partial \hat{\theta}_\mu^{\setminus\mu}}{\partial \hat{x}_i} \delta \hat{x}_i \\ &= \frac{1}{\sqrt{N}} \sum_{i=1}^N F_{\mu i} \delta \hat{x}_i, \end{aligned} \quad (4.46)$$

where $\hat{\theta}_\mu^{\setminus\mu}(\hat{\mathbf{x}})$ denotes the value of $\hat{\theta}_\mu^{\setminus\mu}$ under $\hat{\mathbf{x}}$. We restrict our discussion to the predictors whose entries are i.i.d. with mean 0 and variance 1. For such predictors, the summation of L.H.S. in (4.46) is reduced to zero at sufficiently large N , hence we consider the squared sum as

$$\delta \hat{\theta}_\mu^{\setminus\mu^2} \simeq \frac{1}{N} \sum_{i=1}^N \delta \hat{x}_i^2. \quad (4.47)$$

Meanwhile, we consider the deviation of $\widehat{\mathbf{x}}$ attributed to the slight deviance of $\theta_\mu^{\setminus\mu}$ defined by

$$\delta\widehat{x}_i \equiv \widehat{x}_i(\{\widehat{\theta}_\mu^{\setminus\mu} + \delta\widehat{\theta}_\mu^{\setminus\mu}\}) - \widehat{x}_i(\{\widehat{\theta}_\mu^{\setminus\mu}\}) = \sum_{\mu=1}^M \frac{\partial\widehat{x}_i}{\partial\widehat{\theta}_\mu^{\setminus\mu}} \delta\widehat{\theta}_\mu^{\setminus\mu}, \quad (4.48)$$

where $\widehat{x}_i(\{\widehat{\theta}_\mu^{\setminus\mu}\})$ denotes the estimates under $\{\widehat{\theta}_\mu^{\setminus\mu}\}$. The deviation of $\widehat{\theta}_\mu^{\setminus\mu}$ propagates to \widehat{x}_i through \mathbf{m}_i , and hence, we obtain

$$\begin{aligned} \frac{\partial\widehat{x}_i}{\partial\widehat{\theta}_\mu^{\setminus\mu}} &= \frac{\partial\mathbf{m}_i}{\partial\widehat{\theta}_\mu^{\setminus\mu}} \frac{\partial\widehat{x}_i}{\partial\mathbf{m}_i} \\ &= \Sigma_i \left\{ \frac{1}{\sqrt{N}} F_{\mu i} (\partial_{\widehat{\theta}} \check{g}_{\text{out}})_\mu + O(N^{-1}) \right\} s_i \Sigma_i^{-1}, \end{aligned} \quad (4.49)$$

where we use the relationship (4.13). For the random precitors, the summation of (4.49) with respect to μ is expected to converge to zero for a sufficiently large M , and hence, we consider the squared summation under the assumptions as

$$\delta\widehat{x}_i^2 \simeq \frac{s_i^2}{N} \sum_{\mu=1}^M F_{\mu i}^2 (\partial_{\widehat{\theta}} \check{g}_{\text{out}})_\mu^2 \delta\widehat{\theta}_\mu^{\setminus\mu 2} \simeq \frac{\alpha s_i^2}{M} \sum_{\nu=1}^M (\partial_{\widehat{\theta}} \check{g}_{\text{out}})_\nu^2 \delta\widehat{\theta}_\nu^{\setminus\mu 2}. \quad (4.50)$$

Therefore, setting $\overline{\delta\widehat{x}^2} \equiv \frac{1}{N} \sum_{i=1}^N \delta\widehat{x}_i^2$, we obtain the recursive relationship of $\overline{\delta\widehat{x}^2}$ as

$$\overline{\delta\widehat{x}^2} = \alpha \mathbb{E}_{\mathcal{D}}[(\partial_{\widehat{\theta}} \check{g}_{\text{out}})_\nu^2] \mathbb{E}_{\mathcal{D}}[s_i^2] \overline{\delta\widehat{x}^2}, \quad (4.51)$$

where we assume that $\frac{1}{N} \sum_{i=1}^N s_i^2 \rightarrow \mathbb{E}_{\mathcal{D}}[s_i^2]$ and $\frac{1}{M} \sum_{\nu=1}^M (\partial_{\widehat{\theta}} \check{g}_{\text{out}})_\nu^2 \rightarrow \mathbb{E}_{\mathcal{D}}[(\partial_{\widehat{\theta}} \check{g}_{\text{out}})_\nu^2]$ for a sufficiently large M . Thus, the solution $\overline{\delta\widehat{x}^2} = 0$ is unstable when

$$\alpha \mathbb{E}[(\partial_{\widehat{\theta}} \check{g}_{\text{out}})_\nu^2] \mathbb{E}_{\mathcal{D}}[s_i^2] > 1, \quad (4.52)$$

which indicates the local instability of the fixed point. This condition corresponds the instability of the replica symmetric ansatz in the replica analysis shown in sec.6.4.

4.4. Expression of GDF by GAMP

We start with the form (4.24) for the estimated parameter $\widehat{\theta}_\mu$. By definition, $\widehat{\theta}_\mu^{\setminus\mu}$ and $s_{\theta_\mu}^{\setminus\mu}$ are defined in the μ -cavity system, and hence, their values are independent from y_μ when the graphical model does not have any loops including y_μ . In fact, when the graph contains loops, $\widehat{\theta}_\mu^{\setminus\mu}$ and $s_{\theta_\mu}^{\setminus\mu}$ are dependent on y_μ , but we assume that their dependency on y_μ is negligible. Under this consideration, the dependency on y_μ only appears in the Onsager reaction term, i.e. the term g_{out} , and hence,

$$\frac{\partial\widehat{\theta}_\mu}{\partial y_\mu} = s_{\theta_\mu} \frac{\partial(\check{g}_{\text{out}})_\mu}{\partial y_\mu}. \quad (4.53)$$

From (4.18), in the case of GLM,

$$\begin{aligned} \frac{\partial(\check{g}_{\text{out}})_\mu}{\partial y_\mu} &= \frac{\beta}{s_{\theta_\mu}} \left\{ \left\langle (\theta_\mu - \widehat{\theta}_\mu^{\setminus\mu})(\theta_\mu + b'(y_\mu)) \right\rangle_{\theta_\mu} - \left\langle \theta_\mu - \widehat{\theta}_\mu^{\setminus\mu} \right\rangle_{\theta_\mu} \left\langle \theta_\mu + b'(y_\mu) \right\rangle_{\theta_\mu} \right\} \\ &= \frac{\chi_{\theta_\mu}}{s_{\theta_\mu}}, \end{aligned} \quad (4.54)$$

where we define the variance of the model parameter as

$$\chi_{\theta_\mu} = \beta \left(\langle \theta_\mu^2 \rangle_{\theta_\mu} - \langle \theta_\mu \rangle_{\theta_\mu}^2 \right). \quad (4.55)$$

Hence, we obtain

$$\frac{\partial \hat{\theta}_\mu}{\partial y_\mu} = \chi_{\theta_\mu}, \quad (4.56)$$

which holds for the general value of β , and implies that the GAMP evaluates GDF and the generalization gap for the in-sample error as [29]

$$\text{gdf}^{(\text{AMP})}(\mathcal{D}) = \frac{1}{M} \sum_{\mu=1}^M \chi_{\theta_\mu} \quad (4.57)$$

Eq. (4.57) indicates the proportionality between the response of the learning error and the variance of the estimated parameter at equilibrium, which can be regarded as a fluctuation-response relationship described by GAMP [20].

The form of χ_{θ_μ} can be derived at the $\beta \rightarrow \infty$ limit. Expanding the function $f_\xi(\theta; y_\mu, \hat{\theta}_\mu^\mu, s_{\theta_\mu})$ around θ_μ^* up to the second order, we obtain

$$\begin{aligned} f_\xi(\theta_\mu; y_\mu, \hat{\theta}_\mu^\mu, s_{\theta_\mu}) &= f_\xi(\theta_\mu^*; y_\mu, \hat{\theta}_\mu^\mu, s_{\theta_\mu}) \\ &+ \frac{(\theta_\mu - \theta_\mu^*)^2}{2} \frac{\partial^2}{\partial \theta^2} f_\xi(\theta; y_\mu, \hat{\theta}_\mu^\mu, s_{\theta_\mu}) \Big|_{\theta=\theta_\mu^*}. \end{aligned} \quad (4.58)$$

Hence, in case of GLM, we obtain [33]

$$\chi_{\theta_\mu} = \frac{s_{\theta_\mu}}{1 + s_{\theta_\mu} a''(\theta_\mu^*)}. \quad (4.59)$$

For the Gaussian likelihood, where $a''(\theta_\mu^*) = 1$, GDF is given by

$$\text{gdf}^{(\text{AMP})}(\mathcal{D}) = \frac{1}{M} \sum_{\mu=1}^M \frac{s_{\theta_\mu}}{1 + s_{\theta_\mu}}. \quad (4.60)$$

Considering the correspondence between the hat matrix and GAMP (4.45), the expression of GDF by GAMP can be regarded as DF using the extended hat matrix (4.45) for the Gaussian likelihood.

4.5. Expression of the functional variance by GAMP

From the relationship (2.56), FV is expressed using the effective distribution by GAMP (4.20) as

$$\begin{aligned} \text{FV}^{(\text{AMP})}(\mathcal{D}) &= \frac{\beta}{M} \sum_{\mu=1}^M \left\{ \langle (\ln f(y_\mu | \theta_\mu))^2 \rangle_{\theta_\mu} - \langle \ln f(y_\mu | \theta_\mu) \rangle_{\theta_\mu}^2 \right\} \\ &= \frac{1}{\beta M} \sum_{\mu=1}^M \frac{\partial^2}{\partial \gamma^2} \ln \int d\theta_\mu f^{\gamma\beta}(y_\mu | \theta_\mu) \psi_c^\beta(\theta_\mu | s_{\theta_\mu}, \hat{\theta}_\mu^\mu) \Big|_{\gamma=1} \end{aligned} \quad (4.61)$$

where γ is an auxiliary variable. At $\beta \rightarrow \infty$, FV is given by

$$\text{FV}^{(\text{AMP})}(\mathcal{D}) = \frac{1}{M} \sum_{\mu=1}^M \frac{\partial^2}{\partial \gamma^2} \mathcal{T}_\gamma(\gamma) \Big|_{\gamma=1} \quad (4.62)$$

where

$$\mathcal{T}_\gamma(\gamma) = \gamma \ln f(y_\mu | \theta_\mu^*(\gamma)) - \frac{(\theta_\mu^*(\gamma) - \hat{\theta}_\mu^\mu)^2}{2s_{\theta_\mu}} \quad (4.63)$$

$$\theta_\mu^*(\gamma) = \underset{\theta}{\operatorname{argmax}} \left\{ \gamma \ln f(y_\mu | \theta) - \frac{(\theta - \hat{\theta}_\mu^\mu)^2}{2s_{\theta_\mu}} \right\}. \quad (4.64)$$

In the case of GLM, the following relationship holds for any γ and $\mu \in \mathbf{M}$:

$$\gamma(y_\mu - a'(\theta_\mu^*(\gamma))) - \frac{\theta_\mu^*(\gamma) - \hat{\theta}_\mu^\mu}{s_{\theta_\mu}} = 0, \quad (4.65)$$

which is reduced to (4.32) at $\gamma = 1$, and we denote $\theta_\mu^*(\gamma = 1) = \theta_\mu^*$. Further, by differentiating both sides of (4.65) with respect to γ , we obtain

$$y_\mu - a'(\theta_\mu^*(\gamma)) - \gamma a''(\theta_\mu^*(\gamma)) \frac{\partial \theta_\mu^*(\gamma)}{\partial \gamma} = \frac{1}{s_{\theta_\mu}} \frac{\partial \theta_\mu^*(\gamma)}{\partial \gamma}. \quad (4.66)$$

Hence, at $\gamma = 1$,

$$\frac{\partial \theta_\mu^*(\gamma)}{\partial \gamma} \Big|_{\gamma=1} = (g_{\text{out}})_\mu \frac{s_{\theta_\mu}}{1 + s_{\theta_\mu} a''(\theta_\mu^*)}, \quad (4.67)$$

where we used the relationship (4.38).

Utilizing (4.65), (4.62) is transformed to

$$\text{FV}^{(\text{AMP})}(\mathcal{D}) = 2(g_{\text{out}})_\mu \frac{\partial \theta_\mu^*(\gamma)}{\partial \gamma} \Big|_{\gamma=1} - \left(a''(\theta_\mu^*) + \frac{1}{s_{\theta_\mu}} \right) \left(\frac{\partial \theta_\mu^*(\gamma)}{\partial \gamma} \Big|_{\gamma=1} \right)^2 \quad (4.68)$$

and substituting (4.67) to (4.68), we get

$$\text{FV}^{(\text{AMP})}(\mathcal{D}) = \frac{1}{M} \sum_{\mu=1}^M (\check{g}_{\text{out}})_\mu^2 \frac{s_{\theta_\mu}}{1 + s_{\theta_\mu} a''(\theta_\mu^*)}. \quad (4.69)$$

Comparing FV with $\sigma^2 \times \text{gdf}$, where both are estimators for the generalization gap with respect to the in-sample prediction error, the strength of the noise σ^2 , which is assumed to be known in C_p criterion, is replaced with $(\check{g}_{\text{out}})_\mu^2$ component-wise, in case of FV. When the mean of the model $a'(\theta_\mu^*)$ is exactly equal to the data y_μ , FV is reduced to zero as $(\check{g}_{\text{out}})_\mu^2$ is the squared error between them given from (4.37).

4.5.1. Convergence of the series expansion We consider the convergence condition of the series expansion of (2.49) for the derivation of WAIC using the expression obtained using GAMP.

Theorem 4. *For the Gaussian likelihood, the radius of convergence for the series expansion with respect to η is given by*

$$\eta \lim_{n \rightarrow \infty} \left| \frac{\sum_{\mu} (\check{g}_{\text{out}})_{\mu}^2 \left(\frac{s_{\theta\mu}}{1 + s_{\theta\mu}} \right)^n}{\sum_{\mu} (\check{g}_{\text{out}})_{\mu}^2 \left(\frac{s_{\theta\mu}}{1 + s_{\theta\mu}} \right)^{n-1}} \right| < 1. \quad (4.70)$$

When the components of the predictors are i.i.d. random variables of mean zero and variance 1, the radius of the convergence for the series expansion is given by

$$\eta \left| \frac{s_{\theta}}{1 + s_{\theta}} \right| < 1. \quad (4.71)$$

Proof. We prove the theorem in an inductive manner. The first-order term of (2.49) is given by

$$\frac{\partial \mathcal{T}_{\gamma}(\gamma)}{\partial \gamma} = \frac{1}{M} \sum_{\mu=1}^M \ln f(y_{\mu} | \theta_{\mu}^*(\gamma)). \quad (4.72)$$

We start our proof from the second-order term obtained as

$$\frac{\partial^2 \mathcal{T}_{\gamma}(\gamma)}{\partial \gamma^2} = \frac{1}{M} \sum_{\mu=1}^M (\check{g}_{\text{out}}(\gamma))_{\mu}^2 \frac{s_{\theta\mu}}{1 + \gamma s_{\theta\mu}}, \quad (4.73)$$

which corresponds to $\text{FV}^{(\text{AMP})}$ at $\gamma = 1$, and we define

$$(\check{g}_{\text{out}}(\gamma))_{\mu} = y_{\mu} - \theta_{\mu}^*(\gamma) = \frac{\theta_{\mu}^*(\gamma) - \hat{\theta}_{\mu}^{\lambda_{\mu}}}{\gamma s_{\theta\mu}}. \quad (4.74)$$

For $k = 3$, we obtain

$$\frac{\partial^3 \mathcal{T}_{\gamma}(\gamma)}{\partial \gamma^3} = -\frac{3}{M} \sum_{\mu=1}^M (\check{g}_{\text{out}}(\gamma))_{\mu}^2 \left(\frac{s_{\theta\mu}}{1 + \gamma s_{\theta\mu}} \right)^2. \quad (4.75)$$

For general k , we can show that if the following relationship holds

$$\frac{\partial^k \mathcal{T}_{\gamma}(\gamma)}{\partial \gamma^k} = \frac{k!}{2M} (-1)^k \sum_{\mu=1}^M (\check{g}_{\text{out}}(\gamma))_{\mu}^2 \left(\frac{s_{\theta\mu}}{1 + \gamma s_{\theta\mu}} \right)^{k-1}, \quad (4.76)$$

then

$$\frac{\partial^{k+1} \mathcal{T}_{\gamma}(\gamma)}{\partial \gamma^{k+1}} = \frac{(k+1)!}{2M} (-1)^{k+1} \sum_{\mu=1}^M (\check{g}_{\text{out}}(\gamma))_{\mu}^2 \left(\frac{s_{\theta\mu}}{1 + \gamma s_{\theta\mu}} \right)^k. \quad (4.77)$$

Therefore, (4.76) holds for any $k \geq 2$, and we obtain

$$\mathcal{T}(\eta) = \frac{\eta}{M} \sum_{\mu=1}^M \ln f(y_{\mu} | \theta_{\mu}^*) + \frac{1}{2M} \sum_{k=2}^{\infty} (-\eta)^k \sum_{\mu=1}^M (\check{g}_{\text{out}})_{\mu}^2 \left(\frac{s_{\theta\mu}}{1 + s_{\theta\mu}} \right)^{k-1} \quad (4.78)$$

This expression indicates that the radius of the convergence is given by (4.70). For random i.i.d. predictors, $s_{\theta\mu}$ is reduced s_{θ} for any μ , and the radius of the convergence is given by (4.71). \square

For the Gaussian likelihood with random i.i.d. predictor, the radius of the convergence of the series expansion is given by GDF, as indicated in (4.71).

5. Approaching LOOCV error from FV at finite α

5.1. Discrepancy between the FV and LOOCV errors in the finite α region

We show the prediction errors and their estimators for the random predictor \mathbf{F} , whose components are independently and identically generated by Gaussian distribution with mean 0 and variance 1. In the numerical simulation, we set the true regression coefficient $\mathbf{x}^{(0)} \in \mathbb{R}^N$ and the model parameter as $\boldsymbol{\theta}^{(0)} = \frac{1}{\sqrt{N}} \mathbf{F} \mathbf{x}^{(0)}$.

5.1.1. Ridge regression under Gaussian noise There is no need to introduce message passing to obtain the estimate $\hat{\mathbf{x}}(\mathcal{D})$ for the ridge regression (2.39) because the ridge regression can be solved analytically. We apply our method for evaluating the FV and LOOCV error to ridge regression to clarify its adequacy. In the numerical simulation for the ridge regression, we independently generate the components of $\mathbf{x}^{(0)}$ according to the Gaussian distribution with mean 0 and variance 1, and we generate the data as $y_\mu \sim \mathcal{N}(\theta_\mu^{(0)}, \sigma^2)$. Figs.4 and 5 show prediction errors and generalization gaps for the ridge regression at $M = 200$, where N runs $[1, 3000]$; therefore, the region $\alpha \in [0.667, 200]$ is shown. Parameters for Figs.4 and 5 are set as (a) $\lambda = 1$ and $\sigma = 1$, and (b) $\lambda = 0.01$ and $\sigma = 1$, respectively. The LOOCV error, $\text{err}_{\text{LOOCV}}$, and corresponding generalization gap Δ_{LOOCV} are computed by (2.9), and SURE, WAIC, and their corresponding generalization gaps, namely GDF and FV, are calculated by GAMP. The value of each point is averaged over 100 realization of $\{\mathbf{y}, \mathbf{F}, \mathbf{x}^{(0)}\}$. Theoretical results obtained using the replica method (see sec. 6) for the extra-sample and in-sample prediction errors are shown by solid and dashed lines, respectively. As shown in the figure, the GDF by GAMP works well for all region of α as an estimator of the in-sample prediction error. When the value of α is sufficiently large, all prediction errors and all generalization gaps coincide with each other; this means all estimators can work as appropriate estimates of the generalization gap of the extra-sample prediction error. However, for small α , the differences between the extra-sample prediction error and their estimates increase, and the cusp around $\alpha = 1$ for a sufficiently small λ , which is known as the double descent phenomena [7], cannot be described by WAIC and SURE, as shown in Fig.4 (b) and Fig.5 (b).

5.1.2. Linear regression with elastic net penalty under Gaussian noise We show the results of GAMP for the linear regression with elastic net penalty as an example where the estimate cannot be described by the hat matrix. The estimates have zero components induced by the regularization parameter λ_1 of (3.8). Hence, we prepare sparse coefficient $\mathbf{x}^{(0)}$ in the numerical simulation. We identically and independently generate the components in $\mathbf{x}^{(0)} \in \mathbb{R}^N$ according to the Gaussian distribution with mean

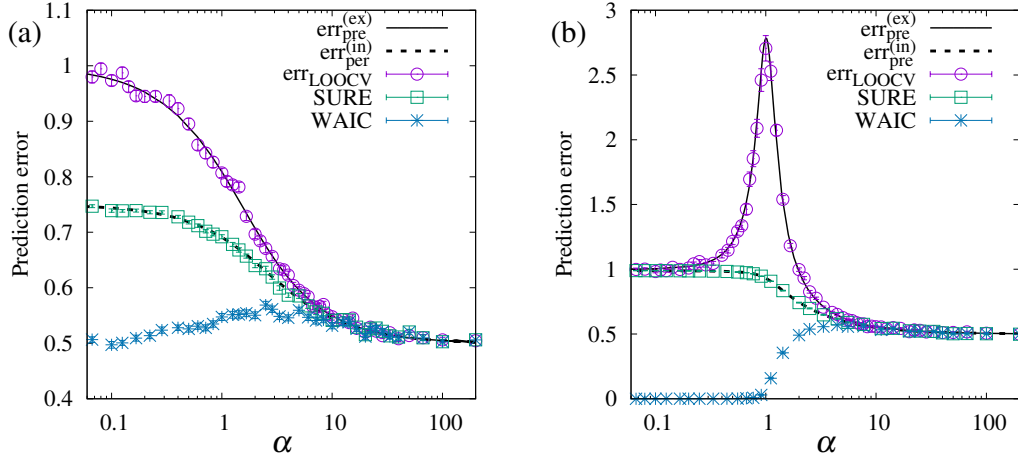


Figure 4. Prediction errors for the ridge regression at $M = 200$ for (a) $\lambda = 1, \sigma = 1$ and (b) $\lambda = 0.01, \sigma = 1$. $\text{err}_{\text{LOOCV}}$, SURE, and WAIC calculated by GAMP are denoted by \circ , \square , and $*$, respectively. The value of each point is averaged over 100-times numerical simulations, and the bar on the point indicates standard error. The solid and dashed lines represent the analytical results obtained using the replica method for the extra-sample prediction error $\text{err}_{\text{pre}}^{(\text{ex})}$ and in-sample prediction error $\text{err}_{\text{pre}}^{(\text{in})}$, respectively.

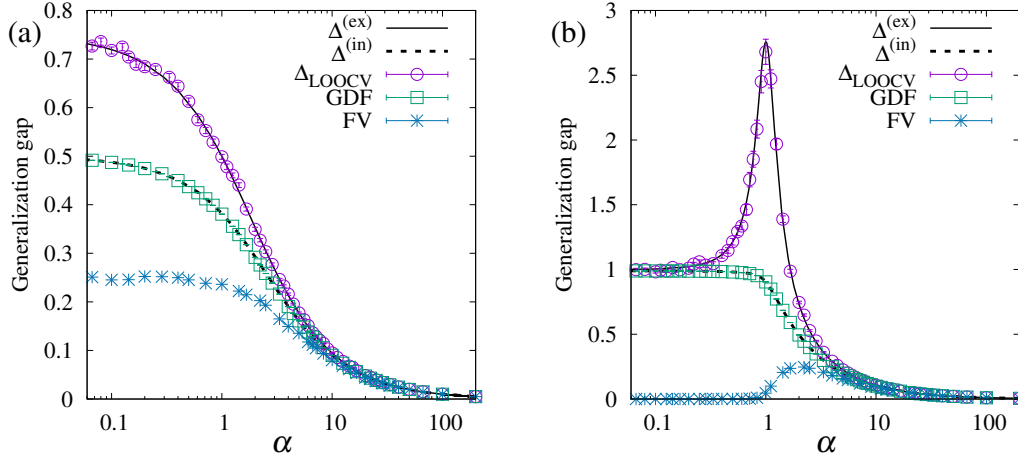


Figure 5. Generalization gaps for ridge regression at $M = 200$ for (a) $\lambda = 1, \sigma = 1$ and (b) $\lambda = 0.01, \sigma = 1$. Δ_{LOOCV} , GDF, and FV calculated by GAMP are denoted by \circ , \square , and $*$, respectively. The value of each point is averaged over 100-times numerical simulations, and the bar on the point indicates standard error. The solid and dashed lines denote the analytical results obtained using the replica method for the generalization gap of the extra-sample prediction error $\Delta^{(\text{ex})}$ and the in-sample prediction error $\Delta^{(\text{in})}$, respectively.

zero and variance 1, and then, we choose $N(1 - \rho)$ -components and set them to zero, where $\rho \in [0, 1]$. Using this sparse coefficient $\mathbf{x}^{(0)}$, we set $\boldsymbol{\theta}^{(0)} = \frac{1}{\sqrt{N}} \mathbf{F} \mathbf{x}^{(0)}$, and the components of data \mathbf{y} are generated as $y_\mu \sim \mathcal{N}(\theta_\mu^{(0)}, \sigma^2)$. When $\lambda_1 > 0$, the estimate $\hat{\mathbf{x}}(\mathcal{D})$ has zero components, hence the number of the parameter is given by $\|\mathbf{x}\|_0$, where $\|\cdot\|_0$ is the ℓ_0 norm. Therefore, we set $\tilde{\alpha} = M/\|\mathbf{x}\|_0$ distinguishing from $\alpha = M/N$, and the overparametrized region corresponds to $\tilde{\alpha} > 1$.

For the elastic net regularization, we cannot derive the exact form of the estimate

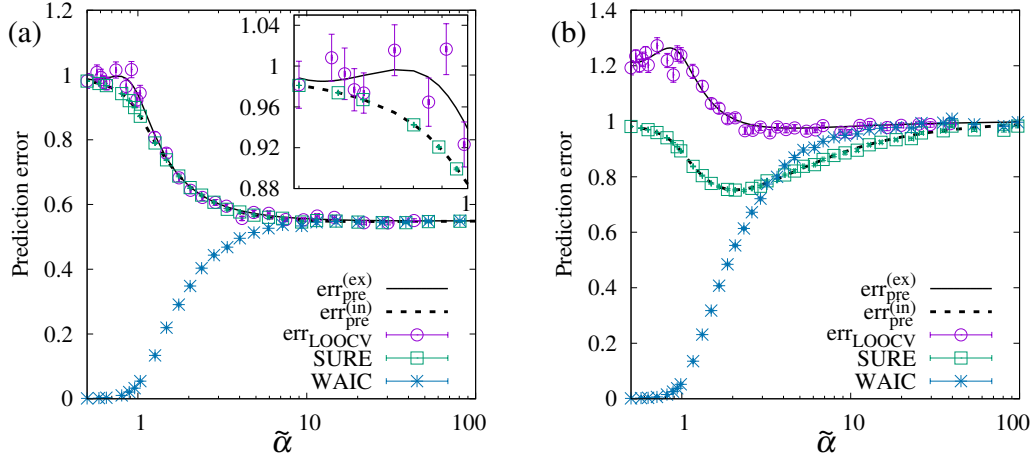


Figure 6. Prediction errors for linear regression with elastic net penalty at $M = 200$, $N = 400$, $\lambda_2 = 0.01$, and $\sigma = 1$ for (a) $\rho = 0.1$ and (b) $\rho = 1$; λ_1 is controlled to set $\tilde{\alpha} = M/\|\hat{\mathbf{x}}\|_0$ at each point. The LOOCV error by the CD algorithm, SURE, and WAIC calculated by GAMP are denoted by \circ , \square , and $*$, respectively. The value of each point is averaged over 100-times numerical simulations, and in particular the bar on the point indicates the standard error. The solid and dashed lines represent the analytical results using the replica method for the extra-sample and in-sample prediction errors, respectively.

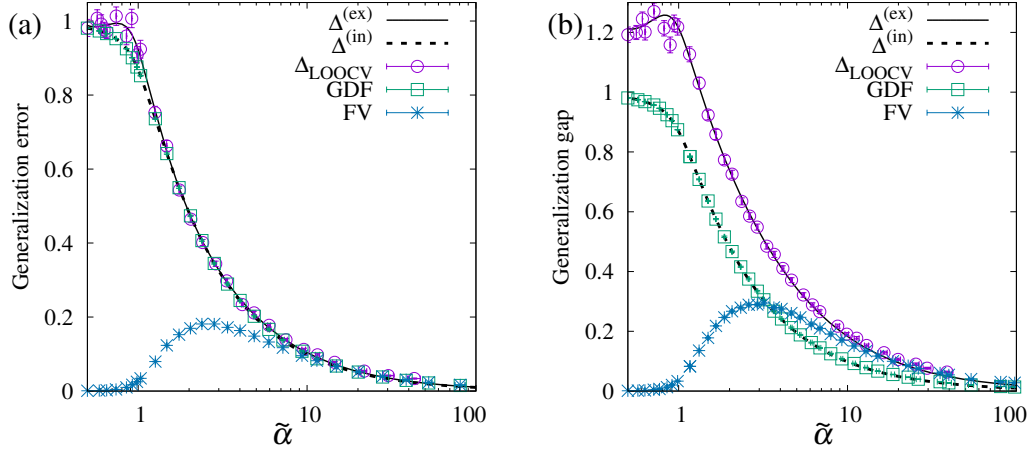


Figure 7. Generalization gaps for the linear regression with elastic net penalty at $M = 200$, $N = 400$, $\lambda_2 = 0.01$ and $\sigma = 1$ for (a) $\rho = 0.1$ and (b) $\rho = 1$, where λ_1 is controlled to set $\tilde{\alpha} = M/\|\hat{\mathbf{x}}\|_0$ at each point. Δ_{LOOCV} by CD algorithm, GDF, and FV calculated by GAMP are denoted by \circ , \square , and $*$, respectively. The value of each point is averaged over a 100-times numerical simulation, and the bar on the point indicates the standard error. The solid and dashed lines denote the analytical results obtained using the replica method for the generalization gap of the extra-sample and in-sample prediction errors, respectively.

as with the ridge regression. Therefore, we compare our result with the LOOCV error calculated by the coordinate descent (CD) algorithm [28] considered to lead to reasonable solutions. For the details of the CD algorithm, see Appendix D.

Figs. 6 and 7 show the prediction errors and corresponding generalization gaps at $M = 200$, $N = 400$, $\sigma = 1$, and $\lambda_2 = 0.01$, respectively, for linear regression with the elastic net regularization under Gaussian noise. In the figs., the regularization parameter λ_1 runs from $[0, 2]$ for (a) $\rho = 0.1$ and $[0, 3]$ for (b) $\rho = 1$. The solid and dashed lines represent the analytical result obtained using the replica method for the extra-sample and in-sample prediction errors, respectively. As with the ridge regression, the FV tends to underestimate the prediction error and the generalization gap for the small $\tilde{\alpha}$ region.

5.2. From FV to the LOOCV error

We discuss the discrepancy between FV and Δ_{LOOCV} . Here, we start with FV and not GDF because FV corresponds to the first-order approximation of the generalization gap of LOOCV error, as WIC is equivalent to TIC. We approach LOOCV error by removing assumptions imposed in the derivation of TIC, one by one.

5.2.1. Differences in metrics In deriving TIC, we imposed assumption **A3**, which corresponds to the ignorance of the difference between $a'(\boldsymbol{\theta}(\mathbf{F}, \mathbf{x}(\mathcal{D}_{\setminus \mu})))$ and $a'(\boldsymbol{\theta}(\mathbf{F}, \mathbf{x}(\mathcal{D})))$ in the case of GLM. This assumption is supposed to be inadequate in the region where N is sufficiently large because differences between the estimates under the full sample and that under the LOO sample are accumulated by N -components. We consider the correction of the first-order approximation of the LOOCV error in the framework of GAMP by removing assumption **A3**. We denote FV without assumption **A3** as cFV(corrected FV), which is defined by

$$\text{cFV}(\mathcal{D}) = \frac{1}{M} \text{Tr} \left(\mathcal{J}(\hat{\mathbf{x}}(\mathcal{D}))^{-1} \mathcal{I}^{\setminus}(\{\hat{\mathbf{x}}(\mathcal{D}_{\setminus \mu})\}) \right). \quad (5.1)$$

Using the expression by GAMP, we obtain

$$\mathcal{I}_{ij}^{\setminus}(\{\hat{\mathbf{x}}(\mathcal{D}_{\setminus \mu})\}) = \frac{1}{MN} \sum_{\mu=1}^M F_{\mu i} F_{\mu j} (y_{\mu} - a'(\hat{\theta}_{\mu}^{\setminus \mu}))^2, \quad (5.2)$$

and hence cFV is given by

$$\text{cFV}^{(\text{GAMP})} = \frac{1}{M} \sum_{\mu=1}^M (y_{\mu} - a'(\hat{\theta}_{\mu}^{\setminus \mu}))^2 \chi_{\theta_{\mu}}. \quad (5.3)$$

From (4.32), we know the relationship between $\hat{\theta}_{\mu}$ and $\hat{\theta}_{\mu}^{\setminus \mu}$.

In Figs. 8 and 9, the behavior of the cFV is shown for ridge regression and linear regression with the elastic net penalty, respectively. The setting of the numerical simulation for Figs. 8 and 9 are the same as that explained in the previous subsection. cFV overestimates Δ_{LOOCV} for a sufficiently small α ; however, the cFV qualitatively approaches the behavior of Δ_{LOOCV} ; i.e. cFV has a cusp around $\alpha = 1$ in Fig.8(b), and the minimum at $\alpha < 1$ in Figure 9(b), as with $\Delta^{(\text{ex})}$.

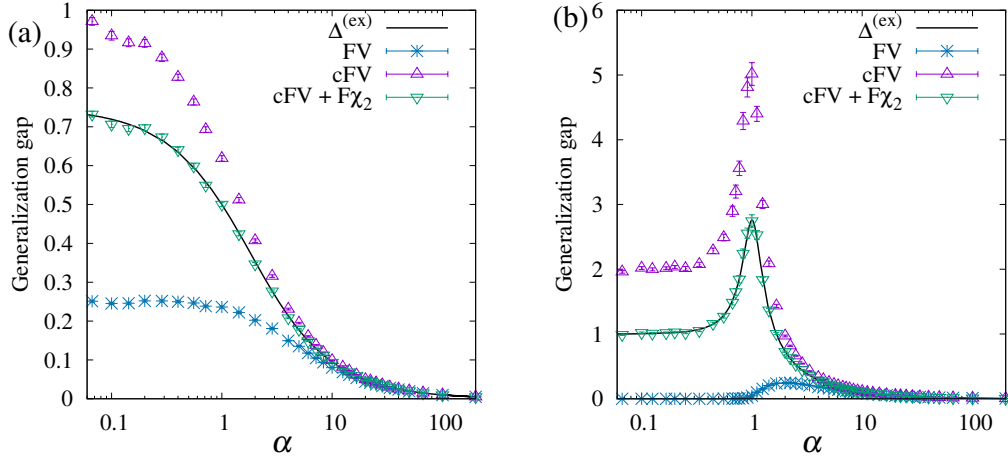


Figure 8. Generalization gaps for ridge regression at $M = 200$ and $\sigma = 1$ for (a) $\lambda = 1$ and (b) $\sigma = 0.01$. FV (*), cFV (Δ), and cFV + $F\chi_2$ (∇) by GAMP and $\Delta^{(ex)}$ obtained using the replica method. The values of the each points are averaged over 100 data samples \mathcal{D} , and the bars on the points represent standard error.

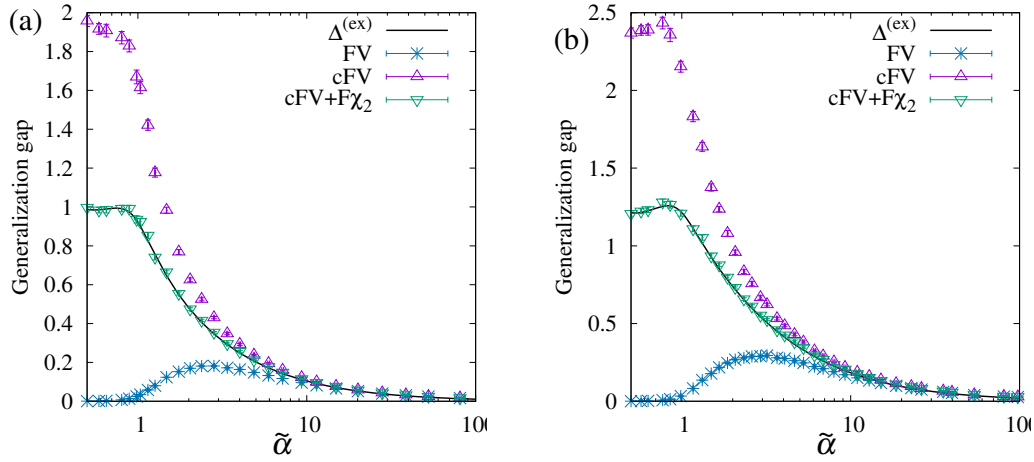


Figure 9. Generalization gaps for the linear regression with elastic net penalty at $M = 200$, $N = 400$, $\sigma = 1$, and $\lambda_2 = 0.01$ for (a) $\rho = 0.1$ and (b) $\rho = 1$. The values of λ_1 are controlled to satisfy $\tilde{\alpha} = M/\|\hat{\mathbf{x}}\|_0$, and FV (*), cFV (Δ), and cFV + $F\chi_2$ (∇) by GAMP and $\Delta^{(ex)}$ by replica method are also shown. The values of each points are averaged over 100 data samples \mathcal{D} , and the bars on the points denote the standard error.

5.2.2. Higher order expansion of cross validation error We relax assumption **A1** for further correction, and consider higher-order terms with respect to $\hat{x}_i(\mathcal{D}_{\setminus\mu}) - \hat{x}_i(\mathcal{D})$. When we remove the assumption **A1**, the expression (2.21) and (2.18) needs to be corrected. For example, when we consider the second order of $\hat{x}_i(\mathcal{D}_{\setminus\mu}) - \hat{x}_i(\mathcal{D})$, its value should be determined to satisfy

$$\begin{aligned} & \frac{1}{M} \sum_{k=1}^N \frac{\partial^2}{\partial x_k \partial x_j} \varphi(\mathcal{D}, \mathbf{x}) \Big|_{\mathbf{x}=\hat{\mathbf{x}}(\mathcal{D}_{\setminus\nu})} (\hat{x}_k(\mathcal{D}_{\setminus\nu}) - \hat{x}_k(\mathcal{D})) \\ & + \frac{1}{2M} \sum_{k\ell} \frac{\partial^3}{\partial x_\ell \partial x_k \partial x_j} \varphi(\mathcal{D}, \mathbf{x}) \Big|_{\mathbf{x}=\hat{\mathbf{x}}(\mathcal{D}_{\setminus\nu})} (\hat{x}_k(\mathcal{D}_{\setminus\nu}) - \hat{x}_k(\mathcal{D})) (\hat{x}_\ell(\mathcal{D}_{\setminus\nu}) - \hat{x}_\ell(\mathcal{D})) \end{aligned}$$

$$= \frac{1}{M} \frac{\partial}{\partial x_j} \ln f(y_\nu | \theta_\nu(\mathbf{f}_\nu, \mathbf{x})), \quad (5.4)$$

as shown in Appendix A.1, and the value differs from that given by (2.21) in general.

For simplicity, we impose an assumption in the penalty term as

A4 Higher-order derivative of the penalty term $h(x)$ than the second order is zero for any x .

Penalties considered in this paper, i.e. elastic net penalty, satisfies the condition **A4** for any regularization parameter λ_1 and λ_2 . Higher order derivatives of φ than the second order is ignorable when we focus on the Gaussian likelihood with penalty satisfying **A4**, and hence, (5.4) is reduced to (2.21). Therefore, when removing the assumption **A1** under the assumption **A4**, the correction of (2.21) does not need to be considered, and only that of (2.18) needs to be considered. By continuing the expansion of (2.18) up to the second order, and substituting the expression (2.21), we obtain the second order term of the generalization gap denoted by $F\chi_2$ as

$$F\chi_2 = -\frac{1}{2M} \sum_{\mu=1}^M a''(\hat{\theta}_\mu^\mu) \left(y_\mu - a'(\hat{\theta}_\mu^\mu) \right)^2 \chi_{\theta_\mu}^2, \quad (5.5)$$

where we used the relationship

$$\beta (\langle x_i x_j \rangle_\beta - \langle x_i \rangle_\beta \langle x_j \rangle_\beta) = \frac{1}{M} (\mathcal{J}^{-1})_{ij}, \quad (5.6)$$

(4.55), and (4.59). In the case of Gaussian likelihood with penalties satisfying **A4**, we obtain the GAMP-based estimator of the generalization gap for $\text{err}_{\text{LOOCV}}$ as

$$\hat{\Delta}_{\text{LOOCV}} = \text{cFV} + F\chi_2. \quad (5.7)$$

Similarly, the k -th order term denoted by $F\chi_k$ under the assumptions **A2** and **A4** is given by

$$F\chi_k = -\frac{1}{k!M} \sum_{\mu=1}^M a^{(k)}(\hat{\theta}_\mu^\mu) \left(y_\mu - a'(\hat{\theta}_\mu^\mu) \right)^k \chi_{\theta_\mu}^k, \quad (5.8)$$

where $a^{(k)}(\hat{\theta}_\mu^\mu)$ denotes the k -th order derivative. For the Gaussian likelihood, $F\chi_k$ for $k \geq 3$ are zero as $a^{(k)}(\theta)$ for $k \geq 3$ are zero for any θ .

The behaviour of $\hat{\Delta}_{\text{LOOCV}}$ (5.7) by GAMP is shown in Figs.8 and 9 for the ridge regression and linear regression with elastic net penalty, respectively. As the second-order term is negative, $\hat{\Delta}_{\text{LOOCV}}$ decreases from cFV and well matches with the generalization gap for the extra-sample prediction error.

In the discussion so far, we did not mention assumption **A2**. For Gaussian likelihood, $\mathcal{J}(\mathbf{x})$ do not depend on the argument, and therefore, we do not need to consider the adequacy of assumption **A2**.

5.2.3. Correction of the Hessian We consider the removal of assumption **A1** and **A2** for general likelihoods of GLM. For the case, correction of (2.21) and (5.8) are required.

As shown in Appendix A.1, (2.21) is corrected by removing assumptions **A1** and **A2** as follows:

$$\mathbf{x}(\mathcal{D}_{\setminus\nu}) - \mathbf{x}(\mathcal{D}) = (\mathcal{K}^{\setminus\nu})^{-1} \frac{\partial}{\partial \mathbf{x}} \ln f(y_\nu | \theta_\nu(\mathbf{f}_\nu, \mathbf{x})) \Big|_{\mathbf{x}=\widehat{\mathbf{x}}(\mathcal{D}_{\setminus\nu})}, \quad (5.9)$$

where $\mathcal{K}^{\setminus\mu}$ for $\mu \in \mathbf{M}$ is defined by

$$\mathcal{K}^{\setminus\nu} = -\mathcal{J} + \frac{d_\nu \mathbf{f}_\nu^\top \mathbf{f}_\nu}{N} \quad (5.10)$$

with

$$d_\nu = \frac{a'(\widehat{\theta}_\nu) - a'(\widehat{\theta}_\nu^{\setminus\nu})}{\widehat{\theta}_\nu - \widehat{\theta}_\nu^{\setminus\nu}} - a''(\widehat{\theta}_\nu). \quad (5.11)$$

When the difference between $\widehat{\theta}_\nu$ and $\widehat{\theta}_\nu^{\setminus\nu}$ is sufficiently small, d_ν corresponds to $a''(\widehat{\theta}_\nu^{\setminus\nu}) - a''(\widehat{\theta}_\nu)$. Then, for Gaussian likelihood where $a''(\theta) = 1$ for any θ , $\mathcal{K}^{\setminus\mu} = \mathcal{J}$ holds for any $\mu \in \mathbf{M}$. Using the matrix $\mathcal{K}^{\setminus\mu}$, the k -th order term of the generalization gap is corrected as

$$\text{F}\chi_k = -\frac{1}{k!M} \sum_{\mu=1}^M a'^{(k)}(\widehat{\theta}_\mu^{\setminus\mu}) \left(y_\mu - a'(\widehat{\theta}_\mu^{\setminus\mu}) \right)^k (\chi_{\theta_\mu^{\setminus\mu}})^k, \quad (5.12)$$

where we define

$$\chi_{\theta_\mu^{\setminus\mu}} = \frac{\beta}{N} \sum_{i,j} F_{\mu i} F_{\mu j} (\mathcal{K}^{\setminus\mu})_{ij}. \quad (5.13)$$

As explained in Appendix B.4, the k -th derivative of $a(\theta)$ corresponds to the k -th cumulant of the distribution $f(y|\theta)$ in case of the exponential family distribution. We denote the k -th cumulant of the distribution $f(\cdot|\theta)$ as $\kappa_k[f(\cdot|\theta)]$, and obtain the following expression:

$$\begin{aligned} \sum_{k=2}^{\infty} \text{F}\chi_k &= -\frac{1}{M} \sum_{\mu=1}^M \sum_{k=2}^{\infty} \frac{1}{k!} \kappa_k[f(\cdot|\widehat{\theta}_\mu^{\setminus\mu})] \left\{ \chi_{\theta_\mu^{\setminus\mu}} \left(y_\mu - a'(\widehat{\theta}_\mu^{\setminus\mu}) \right) \right\}^k \\ &= -\frac{1}{M} \sum_{\mu=1}^M \mathcal{C}_{f(\cdot|\widehat{\theta}_\mu^{\setminus\mu})} \left(\chi_{\theta_\mu^{\setminus\mu}} (y_\mu - a'(\widehat{\theta}_\mu^{\setminus\mu})) \right) \\ &\quad + \frac{1}{M} \sum_{\mu=1}^M a'(\widehat{\theta}_\mu^{\setminus\mu}) \chi_{\theta_\mu^{\setminus\mu}} \left(y_\mu - a'(\widehat{\theta}_\mu^{\setminus\mu}) \right), \end{aligned} \quad (5.14)$$

where $\mathcal{C}_{f(\cdot|\theta)}(t)$ is the cumulant generating function;

$$\mathcal{C}_{f(\cdot|\theta)}(t) = \ln \int dy \exp(ty) f(y|\theta) = a(\theta + t) - a(\theta). \quad (5.15)$$

In summarize, we obtain the following form of the estimator of the generalization gap for LOOCV error:

$$\widehat{\Delta}_{\text{LOOCV}} = \text{F}\chi_{\text{S}}, \quad (5.16)$$

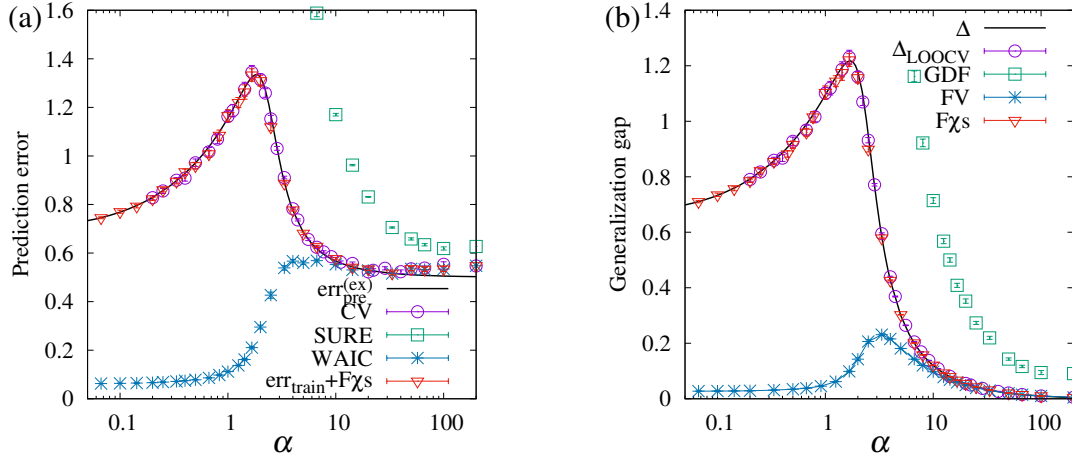


Figure 10. (a) Prediction errors and (b) generalization gaps for logistic regression with ℓ_2 penalty at $N = 200$, $\lambda = 0.01$, and $\sigma = 1$. LOOCV error ($\text{err}_{\text{LOOCV}}$) calculated by CD algorithm, SURE, WAIC, and $\text{err}_{\text{train}} + F\chi_s$ calculated by GAMP are denoted by \circ , \square , $*$ and ∇ in (a), respectively, and corresponding generalization gaps are shown in (b) with the same markers. The solid line denotes the analytically derived results obtained using the replica method.

where

$$F\chi_s = cFV - \frac{1}{M} \sum_{\mu=1}^M \left\{ a \left(\hat{\theta}_\mu^\mu + \chi_{\theta_\mu}^{\setminus \mu} (y_\mu - a'(\hat{\theta}_\mu^\mu)) \right) - a(\hat{\theta}_\mu^\mu) - a'(\hat{\theta}_\mu^\mu) \chi_{\theta_\mu}^{\setminus \mu} \left(y_\mu - a'(\hat{\theta}_\mu^\mu) \right) \right\}. \quad (5.17)$$

The remaining task is the computation of $\mathcal{K}^{\setminus \mu}$ and associated $\chi_{\theta_\mu}^{\setminus \mu}$ for $\mu \in \mathbf{M}$. We skip this M -times computation using the Sherman–Morrison formula (2.16). Using the formula, we obtain

$$\chi_{\theta_\mu}^{\setminus \mu} = \frac{\chi_{\theta_\mu}}{1 + d_\mu \chi_{\theta_\mu}}, \quad (5.18)$$

hence we do not need the computation of the inverse of matrix for each $\mu \in \mathbf{M}$.

In Fig. 10, the GAMP-based estimators of (a) prediction error and (b) generalization gap are shown for the logistic regression with the ℓ_2 penalty at $N = 200$ and $\lambda = 0.01$, where $a^{(n)}(\theta)$ for $n \geq 3$ have finite values. We set the true value of the regression coefficient $\mathbf{x}^{(0)}$ and generate the components according to the Gaussian distribution with mean 0 and variance 1. The data $\mathbf{y} \in [0, 1]^M$ is generated as $y_\mu = \mathbb{I}(\theta_\mu^{(0)} + \varepsilon_\mu)$, where $\boldsymbol{\theta}^{(0)} = \frac{1}{\sqrt{N}} \mathbf{F} \mathbf{x}^{(0)}$ and $\varepsilon_\mu \sim \mathcal{N}(0, \sigma^2)$. For comparison, we show the estimates obtained by CD algorithm denoted by \circ , and the analytical results of the extra-sample prediction error obtained using the replica method by solid line. CD algorithm for the GLM including logistic regression is explained in Appendix D.2. As shown in Fig.10, the GAMP-based generalization gap given by (5.16) shows good agreement with the results by CD algorithm and replica method for any α .

We summarize the procedure for obtaining the estimator for the generalization gap of the LOOCV error in Algorithm 2, where the notation $\text{GAMP}(\mathcal{D})$ in the algorithm

denotes to obtain the estimates under given data \mathcal{D} by running the GAMP of Algorithm 1.

Algorithm 2 Generalization gap for CV by GAMP

Input: $\mathcal{D} = \{\mathbf{y}, \mathbf{F}\}$, and $\{\hat{\mathbf{x}}, \hat{\boldsymbol{\theta}}, \mathbf{s}_\theta\} \leftarrow \text{GAMP}(\mathcal{D})$

Output: $\hat{\Delta}_{\text{LOOCV}}$

1: **for** $\mu = 1, \dots, M$ **do**

2: $\hat{\theta}_\mu^{\setminus \mu} \leftarrow \hat{\theta}_\mu - s_{\theta_\mu}(y_\mu - a'(\hat{\theta}_\mu))$

3: $\chi_{\theta_\mu} \leftarrow \frac{s_{\theta_\mu}}{1 + s_{\theta_\mu} a''(\hat{\theta}_\mu)}$

4: $d_\mu \leftarrow \frac{a'(\hat{\theta}_\mu) - a'(\hat{\theta}_\mu^{\setminus \mu})}{\hat{\theta}_\mu - \hat{\theta}_\mu^{\setminus \mu}} - a''(\hat{\theta}_\mu)$

5: $\chi_{\theta_\mu}^{\setminus \mu} \leftarrow \frac{\chi_{\theta_\mu}}{1 + d_\mu \chi_{\theta_\mu}}$

6: **end for**

7: $\text{cFV} \leftarrow \frac{1}{M} \sum_{\mu=1}^M (y_\mu - a'(\hat{\theta}_\mu^{\setminus \mu}))^2 \chi_{\theta_\mu}^{\setminus \mu}$

8: $\text{F}\chi \leftarrow -\frac{1}{M} \sum_{\mu=1}^M \left\{ a \left(\hat{\theta}_\mu^{\setminus \mu} + (y_\mu - a'(\hat{\theta}_\mu^{\setminus \mu})) \chi_{\theta_\mu}^{\setminus \mu} \right) - a(\hat{\theta}_\mu^{\setminus \mu}) - a'(\hat{\theta}_\mu^{\setminus \mu})(y_\mu - a'(\hat{\theta}_\mu^{\setminus \mu})) \chi_{\theta_\mu}^{\setminus \mu} \right\}$

9: $\hat{\Delta}_{\text{LOOCV}} \leftarrow \text{cFV} + \text{F}\chi$

5.2.4. Calculation of cFV and $\text{F}\chi$ s without GAMP The problem of GAMP is that it does not converge when the stability condition (4.52) is not satisfied. In the parameter region where GAMP does not converge, there could be a local minima of the exponential order with respect to N , as indicated by the correspondence with the de Almeida–Thouless instability [46]. However, even in such cases, one can obtain the GAMP-inspired estimator without using GAMP at each minimum obtained by the arbitrary algorithm that can converge to a local minimum. The characteristic variables of GAMP are s_i , s_{θ_μ} , and $\partial_{\hat{\theta}} g_{\text{out}}$, in the sense that general algorithms do not contain these variables. If we obtain s_i numerically, the other variables s_{θ_μ} , χ_{θ_μ} , and $\chi_{\theta_\mu}^{\setminus \mu}$ can be obtained, and further, $\partial_{\hat{\theta}} g_{\text{out}}$ can also be obtained. Thus, to mimic the calculation of s_i is important to extend the GAMP-based estimator for other algorithms. This calculation of s_i is resolved using the relationship (5.6).

In Algorithm 3, we showed the procedure to obtain the GAMP-based estimator without using GAMP. Here, we consider that the algorithm returns the estimates $\hat{\mathbf{x}}$ and $\hat{\boldsymbol{\theta}}$ corresponding to the input data \mathcal{D} . The calculation of s_i is implemented in the 2nd line of the Algorithm 3, where χ_{ii} corresponds to s_i . In the case of sparse estimators which contains zero components, such as the regression under the ℓ_1 or the elastic net regularization, it is natural to set $s_i = 0$ for i with $\hat{x}_i = 0$, assuming that the set of zero components do not change against the small perturbation on data. We denote the

Algorithm 3 GAMP-inspired generalization gap without GAMP**Input:** $\mathcal{D} = \{\mathbf{y}, \mathbf{F}\}$, and $\{\hat{\mathbf{x}}, \hat{\boldsymbol{\theta}}\} \leftarrow \text{arbitrary_algorithm}(\mathcal{D})$ **Output:** $\hat{\Delta}_{\text{LOOCV}}$

```

1:  $\mathbf{D} \leftarrow \text{diag}(a''(\hat{\boldsymbol{\theta}}))$ 
2:  $\boldsymbol{\chi} \leftarrow \left( \frac{1}{N} \mathbf{F}^\top \mathbf{D} \mathbf{F} + \frac{\partial^2}{\partial \mathbf{x} \partial \mathbf{x}^\top} h(\mathbf{x}) \right)^{-1}$  ▷ For sparse estimators, use  $\boldsymbol{\chi}^\mathcal{L}$ .
3: for  $i = 1, \dots, N$  do
4:    $s_i \leftarrow \chi_{ii}$  ▷ For sparse estimators,  $s_i \leftarrow \chi_{ii}^\mathcal{L}$  for  $i \in \mathcal{L}$ , otherwise  $s_i \leftarrow 0$ .
5: end for
6: for  $\mu = 1, \dots, M$  do
7:    $s_{\theta_\mu} \leftarrow \frac{1}{N} \sum_{i=1}^N F_{\mu i}^2 s_i$ 
8:    $\chi_{\theta_\mu} \leftarrow \frac{s_{\theta_\mu}}{1 + s_{\theta_\mu} a''(\theta_\mu)}$ 
9:    $\hat{\theta}_\mu^\mu \leftarrow \hat{\theta}_\mu - s_{\theta_\mu} (y_\mu - a'(\hat{\theta}_\mu))$ 
10:   $d_\mu \leftarrow \frac{a'(\hat{\theta}_\mu) - a'(\hat{\theta}_\mu^\mu)}{\hat{\theta}_\mu - \hat{\theta}_\mu^\mu} - a''(\hat{\theta}_\mu)$ 
11:   $\chi_{\theta_\mu}^{\setminus \mu} \leftarrow \frac{\chi_{\theta_\mu}}{1 + d_\mu \chi_{\theta_\mu}}$ 
12: end for
13:  $\text{cFV} \leftarrow \frac{1}{M} \sum_{\mu=1}^M (y_\mu - a'(\hat{\theta}_\mu^\mu))^2 \chi_{\theta_\mu}^{\setminus \mu}$ 
14:  $\text{F}\chi \leftarrow -\frac{1}{M} \sum_{\mu=1}^M \left\{ a \left( \hat{\theta}_\mu^\mu + (y_\mu - a'(\hat{\theta}_\mu^\mu)) \chi_{\theta_\mu}^{\setminus \mu} \right) - a(\hat{\theta}_\mu^\mu) - a'(\hat{\theta}_\mu^\mu) (y_\mu - a'(\hat{\theta}_\mu^\mu)) \chi_{\theta_\mu}^{\setminus \mu} \right\}$ 
15:  $\hat{\Delta}_{\text{LOOCV}} \leftarrow \text{cFV} + \text{F}\chi$ 

```

support set as \mathcal{L} , where $x_i \neq 0$ for $i \in \mathcal{L}$; otherwise, $x_i = 0$. For the calculation of s_i for $i \in \mathcal{L}$, we define the submatrix of the predictor \mathbf{F} as $\mathbf{F}^\mathcal{L}$ that comprises row vectors in \mathcal{L} [47]. We define the Hessian matrix for the support set as

$$\mathcal{H}^\mathcal{L} = \frac{\partial^2}{\partial \mathbf{x}^\mathcal{L} \partial \mathbf{x}^\mathcal{L}^\top} \left\{ \ln f \left(\mathbf{y} \middle| \frac{1}{\sqrt{N}} \mathbf{F}^\mathcal{L} \mathbf{x}^\mathcal{L} \right) - \phi(\mathbf{x}^\mathcal{L}) \right\} \quad (5.19)$$

and the inverse $\boldsymbol{\chi}^\mathcal{L} = (\mathcal{H}^\mathcal{L})^{-1}$; we set

$$s_i = \begin{cases} \chi_{ii}^\mathcal{L} & i \in \mathcal{L} \\ 0 & \text{otherwise.} \end{cases} \quad (5.20)$$

5.3. Correction of cavity-variance for correlated predictors

The correlation between predictors is neglected in GAMP, as shown in assumption **a1** and **a2**, and therefore, there is no mathematical support for the accuracy of the estimators for the non-i.i.d. predictors. Here, we consider two non-i.i.d. predictors and apply the GAMP-based calculation of the estimators for the generalization gap.

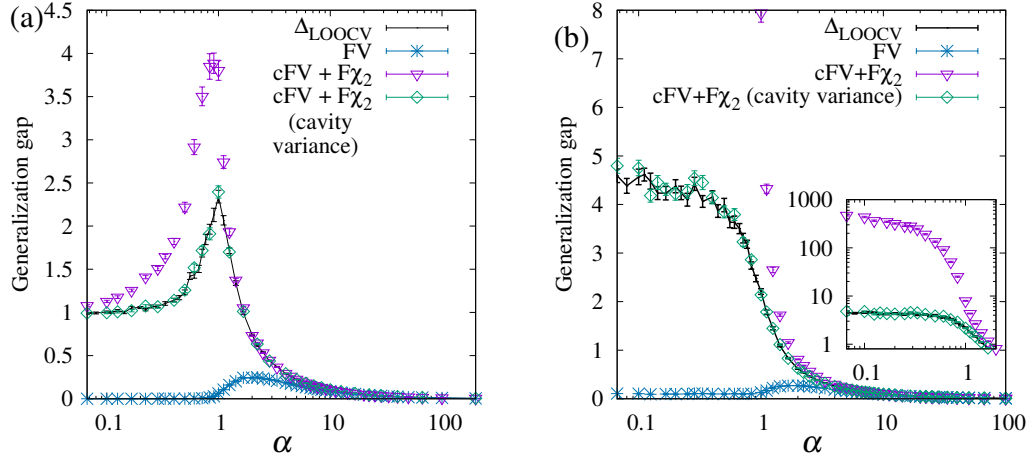


Figure 11. Generalization gaps under the ridge regression at $M = 200$, $\sigma = 1$, and $\lambda = 0.01$. Δ_{LOOCV} in the linear algebraic form is denoted by a solid line, and FV (*), $\text{cFV} + \text{F}\chi_2$ (∇), and $\text{cFV} + \text{F}\chi_2$ with cavity variance (\diamond) calculated by GAMP are shown. (a) and (b) are for the correlated Gaussian predictor with $\sigma_d = 0.5$, and rank-deficient predictor with $\rho_F = 0.9$, respectively. Each data point is averaged over 100 samples of \mathcal{D} , and the bars on the points represent standard errors.

- Correlated Gaussian predictor: The row vectors of the predictor matrix are generated by $\mathcal{N}(\mathbf{0}, \mathcal{V})$ with a covariance matrix $\mathcal{V} \in \mathbb{R}^{N \times N}$. We set the component of \mathcal{V} as $\mathcal{V}_{ij} = \sigma_d^{-|i-j|}$ with $\sigma_d > 0$; i.e., the power law decay in the distance.
- Rank deficient predictor: We generate i.i.d. Gaussian predictor $\mathbf{G} \in \mathbb{R}^{M \times N}$ and apply singular value decomposition as $\mathbf{G} = \mathbf{U}\mathbf{S}\mathbf{V}^\top$, where $\mathbf{U} \in \mathbb{R}^{M \times r}$ and $\mathbf{V} \in \mathbb{R}^{r \times N}$ are the set of left and right singular vectors, respectively, and $r = \min(M, N)$. The matrix $\mathbf{S} \in \mathbb{R}^{r \times r}$ is a diagonal matrix whose (i, i) component is the i -th singular value. We choose singular values with fraction $r \times (1 - \rho_F)$, and set them as 0. We denote the matrix of singular values with the zero components as $\tilde{\mathbf{S}}$, and construct the rank-deficient predictor matrix by $\mathbf{F} = \mathbf{U}\tilde{\mathbf{S}}\mathbf{V}$ with the normalization $\sum_{\mu=1}^M F_{\mu i}^2 = M$ for any i .

Under these predictor matrix, we consider the same generating rule of the data \mathbf{y} as with the previous sections.

Fig. 11 shows the generalization gaps at $N = 200$, $\lambda = 0.01$ and $\sigma = 1$ for (a) correlated Gaussian predictors at $\sigma_d = 0.5$ and (b) rank-deficient predictors at $\rho_F = 0.9$ under the ridge regression. As the likelihoods are Gaussian distribution, $\text{cFV} + \text{F}\chi_2$ is theoretically sufficient for the description of the generalization gap, but it overestimates the generalization gap Δ_{LOOCV} in the small α region. Fig. 12 shows the generalization gap for the linear regression elastic net penalty at $N = 400$ and $\lambda_2 = 0.01$. As with Fig. 11, the GAMP-based estimator overestimates the actual value of the Δ_{LOOCV} .

A part of the discrepancies between $\hat{\Delta}_{\text{LOOCV}}$ and Δ_{LOOCV} attributed to the non-i.i.d.-ness in predictor matrices is improved by considering the differences between the variables $s_{\theta\mu}$ and $s_{\theta\mu}^\mu$, which we call the cavity variance, and it cannot be determined in the framework of GAMP. As shown in (4.25), we ignore their difference as it scales

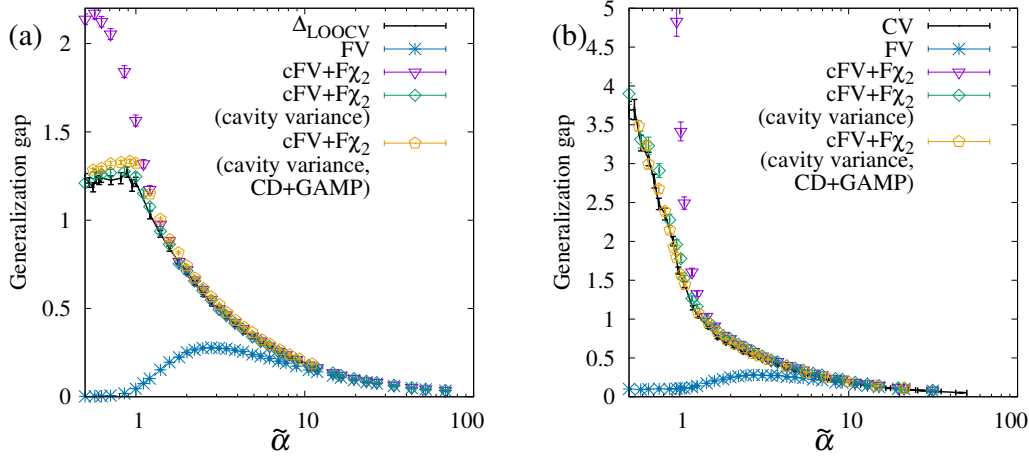


Figure 12. Generalization gaps under linear regression with elastic net regularization at $M = 200$, $N = 400$, $\lambda_2 = 0.01$, $\sigma = 1$, and $\rho = 1$. LOOCV obtained using the CD algorithm is denoted by the solid line; FV (*), cFV+F χ_2 (∇), and cFV+cF χ_2 with cavity variance (\diamond) calculated by GAMP are shown. The GAMP-inspired generalization gap using the estimates given by CD algorithm is denoted by pentagons. (a) and (b) are for the correlated Gaussian predictor with $\sigma_d = 0.5$, and the rank-deficient predictor with $\rho_F = 0.9$, respectively, and λ_1 is controlled to set $\tilde{\alpha} = M/\|\hat{\mathbf{x}}\|_0$. Each data point is averaged over 100 samples of \mathcal{D} , and bars on the points represent the standard errors.

as $O(N^{-1})$ for the random predictors satisfying assumptions **a1** and **a2**; however, for the correlated predictors, this is not the case. GAMP do not have closed equations to determine $s_{\theta}^{\setminus\mu}$, and therefore, we heuristically derive the form of $s_{\theta}^{\setminus\mu}$ using the relationship (5.6).

By definition,

$$s_{\theta}^{\setminus\mu} = \frac{\beta}{N} \sum_{ij} F_{\mu i} F_{\mu j} \left(\langle x_i x_j \rangle_{\beta}^{\setminus\mu} - \langle x_i \rangle_{\beta}^{\setminus\mu} \langle x_j \rangle_{\beta}^{\setminus\mu} \right), \quad (5.21)$$

where $\langle \cdot \rangle_{\beta}^{\setminus\mu}$ denotes the posterior average under the LOO sample $\mathcal{D}_{\setminus\mu}$,

$$p_{\beta}(\mathbf{x}|\mathcal{D}_{\setminus\mu}) \propto \prod_{\nu \in \mathbf{M} \setminus \mu} f^{\beta}(y_{\nu}|\boldsymbol{\theta}(\mathbf{x})) \phi^{\beta}(\mathbf{x}). \quad (5.22)$$

As with (5.6), we obtain

$$\beta \left(\langle x_i x_j \rangle_{\beta}^{\setminus\mu} - \langle x_i \rangle_{\beta}^{\setminus\mu} \langle x_j \rangle_{\beta}^{\setminus\mu} \right) = \frac{1}{M} (\mathcal{J}^{\setminus\mu}(\hat{\mathbf{x}}(\mathcal{D}_{\setminus\mu}))^{-1})_{ij}, \quad (5.23)$$

where

$$\mathcal{J}_{ij}^{\setminus\mu}(\hat{\mathbf{x}}(\mathcal{D}_{\setminus\mu})) = -\frac{1}{M} \frac{\partial^2}{\partial x_i \partial x_j} \left\{ \sum_{\nu \in \mathbf{M} \setminus \mu} \ln f(y_{\nu}|\boldsymbol{\theta}(\mathbf{x})) - h(\mathbf{x}) \right\} \Big|_{\mathbf{x}=\hat{\mathbf{x}}(\mathcal{D}_{\setminus\mu})} \quad (5.24)$$

We avoid the μ -times computation of $\mathcal{J}^{\setminus\mu^{-1}}$ for $\mu \in \mathbf{M}$ by utilizing the Sherman–Morrison formula (2.16). Setting $\tilde{\mathbf{F}} = \sqrt{\mathbf{D}(\boldsymbol{\theta}^{\setminus\nu})} \mathbf{F}$, where $\mathbf{D}(\boldsymbol{\theta}^{\setminus\nu})$ is the diagonal matrix

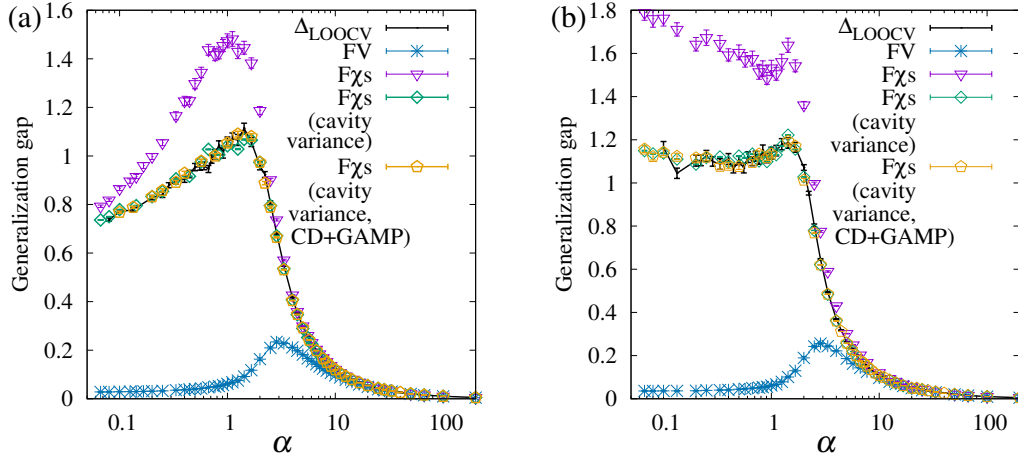


Figure 13. Generalization gaps under the logistic regression with ℓ_2 regularization at $M = 200$, $\lambda = 0.01$, and $\sigma = 1$. LOOCV obtained by the CD algorithm is denoted by a solid line; FV (*), $F\chi_s$ (∇), and $F\chi_s$ with cavity variance (\diamond) calculated by GAMP are shown. The GAMP-inspired generalization gap using the estimates given by CD algorithm is denoted by pentagons. (a) and (b) are for the correlated Gaussian predictor with $\sigma_d = 0.5$, and the rank-deficient predictor with $\rho_F = 0.9$, respectively. Each data point is averaged over 100 samples of \mathcal{D} , and the bars on the points represent standard errors.

whose (μ, μ) component is $\sqrt{a''(\theta_\mu^\nu)}$, we obtain

$$\begin{aligned}
 s_{\theta_\nu}^\nu &= \chi_{\theta_\nu} + \frac{\frac{1}{N} \|\tilde{\mathbf{f}}_\nu (\frac{1}{N} \tilde{\mathbf{F}}^\top \tilde{\mathbf{F}} + \lambda \mathbf{I}_N)^{-1} \tilde{\mathbf{f}}_\nu^\top\|_2^2}{1 - \frac{1}{N} \tilde{\mathbf{f}}_\nu (\frac{1}{N} \tilde{\mathbf{F}}^\top \tilde{\mathbf{F}} + \lambda \mathbf{I}_N)^{-1} \tilde{\mathbf{f}}_\nu^\top} \\
 &= \frac{\chi_{\theta_\nu}}{1 - a''(\theta_\nu^\nu) \chi_{\theta_\nu}}.
 \end{aligned} \tag{5.25}$$

When we put χ_{θ_ν} derived GAMP, (4.59), into (5.25), we obtain the equality $s_{\theta_\nu}^\nu = s_{\theta_\nu}$, and hence, the computation of the cavity variance should be based on Algorithm 3.

The behaviours of the estimators for the generalization gap considering the cavity variance at $N = 200$ are shown in Figs. 11, 12, and 13 for the ridge regression, linear regression with elastic net penalty, and logistic regression with ℓ_2 penalty, respectively. In these examples, the accuracy of the estimators are significantly improved by considering the cavity variance.

The procedure to obtain the generalization gap considering the cavity variance is summarised in Algorithm 4.

6. Replica method

For a part of predictor matrices, the prediction error and generalization gap can be analytically derived by using replica method. In this section, we show the analysis for the random predictor matrix \mathbf{F} whose components are independently and identically distributed according to the Gaussian distribution. In such case, it is shown that the

Algorithm 4 GAMP-inspired generalization gap without GAMP (with cavity variance)**Input:** $\mathcal{D} = \{\mathbf{y}, \mathbf{F}\}$, and $\{\hat{\mathbf{x}}, \hat{\boldsymbol{\theta}}\} \leftarrow \text{arbitrary algorithm}(\mathcal{D})$ **Output:** $\hat{\Delta}_{\text{LOOCV}}$

```

1:  $\mathbf{D} \leftarrow \text{diag}(a''(\boldsymbol{\theta}))$ 
2:  $\boldsymbol{\chi} \leftarrow \left( \frac{1}{N} \mathbf{F}^\top \mathbf{D} \mathbf{F} + \frac{\partial^2}{\partial \mathbf{x} \partial \mathbf{x}^\top} h(\mathbf{x}) \right)^{-1}$   $\triangleright$  For the sparse estimators, use  $\boldsymbol{\chi}^{\mathcal{L}}$ .
3: for  $i = 1, \dots, N$  do
4:    $s_i \leftarrow \chi_{ii}$   $\triangleright$  For sparse estimators,  $s_i \leftarrow \chi_{ii}^{\mathcal{L}}$  for  $i \in \mathcal{L}$ , otherwise  $s_i \leftarrow 0$ .
5: end for
6: for  $\mu = 1, \dots, M$  do
7:    $s_{\theta\mu} \leftarrow \frac{1}{N} \sum_{i=1}^N F_{\mu i}^2 \chi_{ii}$ 
8:    $\chi_{\theta\mu} \leftarrow \frac{s_{\theta\mu}}{1 + s_{\theta\mu} a''(\theta_\mu)}$ 
9:    $s_{\theta\mu}^{\setminus\mu} \leftarrow \frac{\chi_{\theta\mu}}{1 - a''(\hat{\theta}_\mu^\mu) \chi_{\theta\mu}}$ 
10:   $\hat{\theta}_\mu^{\setminus\mu} \leftarrow \hat{\theta}_\mu - s_{\theta\mu}^{\setminus\mu} (y_\mu - a'(\hat{\theta}_\mu))$ 
11:   $d_\mu \leftarrow \frac{a'(\hat{\theta}_\mu) - a'(\hat{\theta}_\mu^{\setminus\mu})}{\hat{\theta}_\mu - \hat{\theta}_\mu^{\setminus\mu}} - a''(\hat{\theta}_\mu)$ 
12:   $\chi_{\theta\mu}^{\setminus\mu} \leftarrow \frac{\chi_{\theta\mu}}{1 + d_\mu \chi_{\theta\mu}}$ 
13: end for
14:  $\text{cFV} \leftarrow \frac{1}{M} \sum_{\mu=1}^M (y_\mu - a'(\hat{\theta}_\mu^{\setminus\mu}))^2 \chi_{\theta\mu}^{\setminus\mu}$ 
15:  $\text{F}\chi \leftarrow -\frac{1}{M} \sum_{\mu=1}^M \left\{ a \left( \hat{\theta}_\mu^{\setminus\mu} + (y_\mu - a'(\hat{\theta}_\mu^{\setminus\mu})) \chi_{\theta\mu}^{\setminus\mu} \right) - a(\hat{\theta}_\mu^{\setminus\mu}) - a'(\hat{\theta}_\mu^{\setminus\mu}) (y_\mu - a'(\hat{\theta}_\mu^{\setminus\mu})) \chi_{\theta\mu}^{\setminus\mu} \right\}$ 
16:  $\hat{\Delta}_{\text{LOOCV}} \leftarrow \text{cFV} + \text{F}\chi$ 

```

typical trajectory of the time evolution of the GAMP corresponds to the saddle point equations of the replica method [14].

In the replica analysis, we derive the expectation value of the errors with respect to $\mathcal{D} = \{\mathbf{y}, \mathbf{F}\}$, to understand the typical property under the given \mathcal{D} . The basis for the analysis is the free energy density, which is defined as

$$\Psi = - \lim_{\beta \rightarrow \infty} \frac{1}{N\beta} \mathbb{E}_{\mathcal{D}} [\ln Z_\beta(\mathcal{D})]. \quad (6.1)$$

The training error relates to the free energy density at zero temperature, and as discussed in sec.2.6, the expression of FV by the replica method can be derived from the partition function by introducing auxiliary variables.

In the analysis, we consider the same setting as the numerical simulations by GAMP summarized in sec.5, where the data \mathbf{y} is generated by a certain rule governed by the ‘true’ parameter $\boldsymbol{\theta}^{(0)} = \mathbf{F} \mathbf{x}^{(0)} / \sqrt{N}$ with a ‘true’ regression coefficient $x_i^{(0)}$. Here,

we consider that the true regression coefficient is generated by Bernoulli–Gaussian distribution

$$\phi^{(0)}(x^{(0)}) = (1 - \rho)\delta(x^{(0)}) + \frac{\rho}{\sqrt{2\pi\sigma_x^2}} \exp\left(-\frac{(x^{(0)})^2}{2\sigma_x^2}\right), \quad (6.2)$$

where $\rho \in [0, 1]$ is the fraction of nonzero components in the true coefficient. We assume that the model parameter is subjected to Gaussian additive noise $\boldsymbol{\varepsilon} \in \mathbb{R}^M$; hence we denote $\mathbf{y} = \mathcal{G}(\boldsymbol{\theta}^{(0)} + \boldsymbol{\varepsilon})$, where \mathcal{G} is an arbitrary function that describe the data generative process. The expectation of the free energy density with respect to $\mathbf{y}, \boldsymbol{\varepsilon}, \mathbf{F}$ and $\mathbf{x}^{(0)}$ is implemented by replica method based on the following identity

$$\mathbb{E}[\ln Z_\beta(\mathcal{D})] = \lim_{n \rightarrow 0} \frac{\partial}{\partial n} \mathbb{E}_{\mathcal{D}}[Z_\beta^n(\mathcal{D})]. \quad (6.3)$$

We focus on the $N \rightarrow \infty$ and $M \rightarrow \infty$ limit which keep $M/N = \alpha \sim O(1)$. For the sake of convenience, we define free entropy density for the finite β and finite n as

$$\Phi_\beta(n) = \frac{1}{N} \ln \mathbb{E}_{\mathcal{D}}[Z_\beta^n(\mathcal{D})]. \quad (6.4)$$

Assuming n is a positive integer, we express the n -th power by introducing the n -replicated system as

$$\begin{aligned} \Phi_\beta(n) &= \frac{1}{N} \ln \int d\boldsymbol{\varepsilon} P_\varepsilon(\boldsymbol{\varepsilon}) \int d\mathbf{F} P_F(\mathbf{F}) \int d\mathbf{x}^{(0)} \phi^{(0)}(\mathbf{x}^{(0)}) \\ &\quad \times \prod_{a=1}^n \int d\mathbf{x}^{(a)} f^\beta(\mathcal{G}(\boldsymbol{\theta}^{(0)} + \boldsymbol{\varepsilon})|\boldsymbol{\theta}^{(a)}) \phi^\beta(\mathbf{x}^{(a)}) \end{aligned} \quad (6.5)$$

where we set $\boldsymbol{\theta}^{(a)} = \frac{1}{\sqrt{N}} \mathbf{F} \mathbf{x}^{(a)}$. For implementing the integrals, we introduce the subshells with respect to the macroscopic variables $\{q^{(ab)}\}$ and $\{m^{(a)}\}$ by inserting trivial identities

$$\begin{aligned} 1 &= \int dq^{(ab)} \delta\left(q^{(ab)} - \frac{1}{N} \sum_{i=1}^N x_i^{(a)} x_i^{(b)}\right) \\ &= \int dq^{(ab)} d\hat{q}^{(ab)} \exp\left(-Nq^{(ab)}\hat{q}^{(ab)} + \hat{q}^{(ab)} \sum_{i=1}^N x_i^{(a)} x_i^{(b)}\right) \end{aligned} \quad (6.6)$$

$$\begin{aligned} 1 &= \int dm^{(a)} \delta\left(m^{(a)} - \frac{1}{N} \sum_{i=1}^N x_i^{(0)} x_i^{(a)}\right) \\ &= \int dm^{(a)} d\hat{m}^{(a)} \exp\left(-Nm^{(a)}\hat{m}^{(a)} + \hat{m}^{(a)} \sum_{i=1}^N x_i^{(0)} x_i^{(a)}\right) \end{aligned} \quad (6.7)$$

for all pairs of (a, b) ($a, b \in \mathbf{n}$) and $a \in \mathbf{n}$, where $\mathbf{n} = \{1, \dots, n\}$, and $\{\hat{q}^{(ab)}\}$ and $\{\hat{m}^{(a)}\}$ are conjugate variables for the integral expressions of the delta functions. The expectation with respect to \mathbf{F} , whose components are independently and identically distributed according to Gaussian distribution with mean 0 and variance 1, within the subshells lead to

$$\mathbb{E}_{\mathbf{F}|q^{(ab)}}[\theta_\mu^{(a)} \theta_\mu^{(b)}] = q^{(ab)} \quad (6.8)$$

$$\mathbb{E}_{\mathbf{F}|m^{(a)}}[\theta_\mu^{(a)}\theta_\mu^{(0)}] = m^{(a)} \quad (6.9)$$

$$\mathbb{E}_{\mathbf{F}}[\theta_\mu^{(0)}\theta_\mu^{(0)}] = \rho\sigma_x^2, \quad (6.10)$$

and higher-order correlations can be ignored for sufficiently large N because of the normalization coefficient $1/\sqrt{N}$. Thus, in the subshell, the joint distribution of $\tilde{\boldsymbol{\theta}}_\mu \equiv \{\theta_\mu^{(0)}, \theta_\mu^{(1)}, \dots, \theta_\mu^{(n)}\}$ is given by

$$P_\theta(\tilde{\boldsymbol{\theta}}_\mu|\mathcal{Q}) = \frac{1}{\sqrt{2\pi|\mathcal{Q}|}} \exp\left(-\frac{1}{2}\tilde{\boldsymbol{\theta}}_\mu^\top \mathcal{Q}^{-1}\tilde{\boldsymbol{\theta}}_\mu\right) \quad (6.11)$$

for any $\mu \in \mathbf{M}$, where $\mathcal{Q} \in \mathbb{R}^{(n+1) \times (n+1)}$ is given by

$$\mathcal{Q}_{ab} = \begin{cases} q^{(ab)} & a \neq 0 \text{ and } b \neq 0 \\ m^{(a)} & a \neq 0 \text{ and } b = 0 \\ m^{(b)} & b = 0 \text{ and } a \neq 0 \\ \rho\sigma_x^2 & a = b = 0 \end{cases}. \quad (6.12)$$

Using the joint distribution with respect to $\tilde{\boldsymbol{\theta}}_\mu$, we obtain

$$\begin{aligned} \Phi_\beta(n) &= \frac{1}{N} \ln \int \prod_{a \leq b} dq^{(ab)} d\hat{q}^{(ab)} \prod_{a=1}^n dm^{(a)} d\hat{m}^{(a)} \\ &\times \exp\left(-N \sum_{a \leq b} q^{(ab)} \hat{q}^{(ab)} - N \sum_{a=1}^n m^{(a)} \hat{m}^{(a)}\right) \\ &\times \left[\int d\tilde{\boldsymbol{\theta}} \int d\varepsilon P_\varepsilon(\varepsilon) P_\theta(\tilde{\boldsymbol{\theta}}|\mathcal{Q}) \prod_{a=1}^n f(\mathcal{G}(\theta^{(0)} + \varepsilon)|\theta^{(a)}) \right]^M \\ &\times \left[\int d\tilde{\mathbf{x}} \prod_{a=1}^n \phi(x^{(a)}) \phi^{(0)}(x^{(0)}) \exp\left(\sum_{a \leq b} \hat{q}^{(ab)} x^{(a)} x^{(b)} + \sum_{a=1}^n \hat{m}^{(a)} x^{(0)} x^{(a)}\right) \right]^N, \end{aligned} \quad (6.13)$$

where $\tilde{\mathbf{x}} = \{x^{(0)}, x^{(1)}, \dots, x^{(n)}\}$ and $P(\varepsilon)$ represents the Gaussian distribution with mean 0 and variance σ^2 . Applying the saddle point equation, we get

$$\Phi_\beta(n) = \underset{\{q^{(ab)}\}, \{m^{(a)}\}, \{\hat{q}^{(ab)}\}, \{\hat{m}^{(a)}\}}{\text{extr}} \left\{ \Phi_\beta^{(C)}(n) + \alpha \Phi_\beta^{(E)}(n) + \Phi_\beta^{(S)}(n) \right\}, \quad (6.14)$$

where

$$\Phi_\beta^{(C)}(n) = - \sum_{a \leq b} q^{(ab)} \hat{q}^{(ab)} - \sum_{a=1}^n m^{(a)} \hat{m}^{(a)} \quad (6.15)$$

$$\Phi_\beta^{(E)}(n) = \ln \int d\varepsilon P_\varepsilon(\varepsilon) \int d\tilde{\boldsymbol{\theta}} P_\theta(\tilde{\boldsymbol{\theta}}|\mathcal{Q}) \prod_{a=1}^n f(\mathcal{G}(\theta^{(0)} + \varepsilon)|\theta^{(a)}) \quad (6.16)$$

$$\begin{aligned} \Phi_\beta^{(S)}(n) &= \ln \int d\tilde{\mathbf{x}} \phi^{(0)}(x^{(0)}) \phi^\beta(\tilde{\mathbf{x}}^{(a)}) \\ &\times \exp\left(\sum_{a \leq b} \hat{q}^{(ab)} x^{(a)} x^{(b)} + \sum_{a=1}^n \hat{m}^{(a)} x^{(0)} x^{(a)}\right). \end{aligned} \quad (6.17)$$

6.1. Replica symmetric assumption

For further calculations, we introduce replica symmetric (RS) assumption as

$$(q^{(ab)}, \hat{q}^{(ab)}) = \begin{cases} \left(Q, -\frac{\hat{Q}}{2}\right) & \text{if } a = b, \\ (q, \hat{q}) & \text{if } a \neq b \end{cases}, \quad (6.18)$$

$$(m^{(a)}, \hat{m}^{(a)}) = (m, \hat{m}) \text{ for any } a. \quad (6.19)$$

RS assumption restricts the extremum of (6.14) to be in the space where (6.18) and (6.19) hold. Therefore, it is always necessary to examine the validity of the solution under the RS assumptions. The RS assumption is known as to be equivalent with the assumption introduced in the cavity approach [39].

For the integral of θ in (6.16) under the RS assumption, it is convenient to introduce the transformation using independent Gaussian random variables $w^{(a)}$ ($a \in \mathbf{n}$), z , and v as

$$\theta^{(a)} = \sqrt{Q - q}w^{(a)} + \sqrt{q}z, \quad (a \neq 0) \quad (6.20)$$

$$\theta^{(0)} = \sqrt{\rho\sigma_x^2 - \frac{m^2}{q}}v + \frac{m}{\sqrt{q}}z, \quad (6.21)$$

where this transformation preserves the relationships (6.8)–(6.10). Using these expressions, we obtain

$$\begin{aligned} \Psi_\beta^{(C)} &\equiv -\lim_{n \rightarrow 0} \frac{\partial}{\partial n} \Phi_\beta^{(C)}(n) \\ &= \hat{m}m - \frac{\hat{Q}Q + \hat{q}q}{2} \end{aligned} \quad (6.22)$$

$$\begin{aligned} \Psi_\beta^{(E)} &\equiv -\lim_{n \rightarrow 0} \frac{\partial}{\partial n} \Phi_\beta^{(E)}(n) \\ &= -\int Dz \int Dv \ln \hat{\xi}_\beta(v, z) \end{aligned} \quad (6.23)$$

$$\begin{aligned} \Psi_\beta^{(S)} &\equiv -\lim_{n \rightarrow 0} \frac{\partial}{\partial n} \Phi_\beta^{(S)}(n) \\ &= -\int dx^{(0)} \phi^{(0)}(x^{(0)}) \int Dz \ln \xi_\beta(z, x^{(0)}), \end{aligned} \quad (6.24)$$

and the free energy is given by

$$\Psi = \lim_{\beta \rightarrow \infty} \frac{1}{\beta} \left\{ \Psi_\beta^{(C)} + \alpha \Psi_\beta^{(E)} + \Psi_\beta^{(S)} \right\}, \quad (6.25)$$

where we set

$$\hat{\xi}_\beta(v, z) = \int Dw f^\beta \left(\mathcal{G} \left(\sqrt{\sigma_T^2 - \frac{m^2}{q}}v + \frac{m}{\sqrt{q}}z \right) \middle| \sqrt{Q - q}w + \sqrt{q}z \right), \quad (6.26)$$

$$\xi_\beta(z, x^{(0)}) = \int dx \phi^\beta(x) \exp \left(-\frac{\hat{Q} + \hat{q}}{2}x^2 + (\sqrt{q}z + \hat{m}x^{(0)})x \right), \quad (6.27)$$

and $\sigma_T^2 = \rho\sigma_x^2 + \sigma^2$.

6.1.1. $\beta \rightarrow \infty$ At $\beta \rightarrow \infty$, we implement some integrals by introducing the saddle point method. We scale the variables as $\chi = \beta(Q - q) \sim O(1)$ and $\hat{Q} + \hat{q} = \beta\hat{\Theta}$, $\hat{q} = \beta^2\hat{\chi}$, and $\hat{m} = \beta\hat{\mu}$. Then, we obtain

$$\lim_{\beta \rightarrow \infty} \frac{1}{\beta} \Psi_{\beta}^{(C)} = \hat{\mu}\mu - \frac{\hat{\Theta}Q - \hat{\chi}\chi}{2}. \quad (6.28)$$

Next, we introduce variable $u = \sqrt{Q - qw} + \sqrt{q}z$ and replace w with it as $w = (u - \sqrt{q}z)/\sqrt{Q - q}$. Further, by applying the transformation from (v, z) to (ν, ζ) , which keeps $dv dz = d\nu d\zeta$, as

$$\sqrt{\sigma_T^2 - \frac{m^2}{Q}}v + \frac{m}{\sqrt{Q}}z = \sigma_T\nu \quad (6.29)$$

$$-\frac{m}{\sqrt{Q}}v + \sqrt{\sigma_T^2 - \frac{m^2}{Q}}z = \sigma_T\zeta, \quad (6.30)$$

hence $\sqrt{Q}z = (m\nu + \sqrt{Q\sigma_T^2 - m^2}\zeta)\sigma_T^{-1}$. With these variables, we obtain

$$\lim_{\beta \rightarrow \infty} \frac{1}{\beta} \ln \hat{\xi}_{\beta} = \hat{f}_{\xi}^{(\text{RS})*}(\nu, \zeta), \quad (6.31)$$

where $\hat{f}_{\xi}^{(\text{RS})*}(\nu, \zeta) = \hat{f}_{\xi}^{(\text{RS})}(u^*(\nu, \zeta); \nu, \zeta)$ with

$$\hat{f}_{\xi}(u; \nu, \zeta) = -\frac{(u - (m\nu + \sqrt{Q\sigma_T^2 - m^2}\zeta)\sigma_T^{-1})^2}{2\chi} + \ln f(\mathcal{G}(\sigma_T\nu) | u) \quad (6.32)$$

$$u^*(\nu, \zeta) = \underset{u}{\operatorname{argmax}} \hat{f}_{\xi}(u; \nu, \zeta) \quad (6.33)$$

In the case of GLM, $u^*(\nu, \zeta)$ should satisfy

$$\frac{u^* - (m\nu + \sqrt{Q\sigma_T^2 - m^2}\zeta)\sigma_T^{-1}}{\chi} = \mathcal{G}(\sigma_T\nu) - a'(u^*). \quad (6.34)$$

For $\Psi_{\beta}^{(S)}$, under the scaling of the parameters at $\beta \rightarrow \infty$, we obtain

$$\lim_{\beta \rightarrow \infty} \frac{1}{\beta} \ln \xi_{\beta}(z, x^{(0)}) = f_{\xi}^{(\text{RS})*}(z, x^{(0)}) \quad (6.35)$$

where $f_{\xi}^{(\text{RS})*}(z, x^{(0)}) = f_{\xi}^{(\text{RS})}(x^*(z, x^{(0)}); z, x^{(0)})$ with

$$f_{\xi}^{(\text{RS})}(x; z, x^{(0)}) = -\frac{\hat{\Theta}}{2}x^2 + (\sqrt{\hat{\chi}}z + \hat{\mu}x^{(0)})x + \ln \phi(x) \quad (6.36)$$

$$x^*(z, x^{(0)}) = \underset{x}{\operatorname{argmax}} f_{\xi}^{(\text{RS})}(x; z, x^{(0)}). \quad (6.37)$$

In summary, the free energy density is given by

$$\begin{aligned} \Psi = \operatorname{extr}_{\Omega, \hat{\Omega}} \left[\hat{\mu}m - \frac{\hat{\Theta}Q - \hat{\chi}\chi}{2} \right. \\ \left. - \int dx^{(0)} \phi^{(0)}(x^{(0)}) \int Dzf_{\xi}^{(\text{RS})*}(z, x^{(0)}) - \alpha \int D\zeta D\nu \hat{f}_{\xi}^{(\text{RS})*}(\nu, \zeta) \right] \end{aligned} \quad (6.38)$$

where $\Omega = \{\mu, Q, \chi\}$, $\hat{\Omega} = \{\hat{\mu}, \hat{\Theta}, \hat{\chi}\}$, and $\operatorname{extr}_{\Omega, \hat{\Omega}}$ denotes the extremization with respect to Ω and $\hat{\Omega}$.

6.1.2. Saddle point equations and simplification of the free energy density From the extremization conditions of the free energy density, we obtain the saddle point equations for macroscopic quantities as

$$Q = \int dx^{(0)} \phi^{(0)}(x^{(0)}) \int Dz (x^*(z, x^{(0)}))^2 \quad (6.39)$$

$$\chi = \frac{1}{\sqrt{\widehat{\chi}}} \int dx^{(0)} \phi^{(0)}(x^{(0)}) \int Dz \frac{\partial x^*(z, x^{(0)})}{\partial z} \quad (6.40)$$

$$m = \int dx^{(0)} \phi^{(0)}(x^{(0)}) \int Dz x^*(z, x^{(0)}) x^{(0)}, \quad (6.41)$$

and for conjugate variables

$$\widehat{\Theta} = \alpha \int D\zeta D\nu \frac{a''(u^*(\nu, \zeta))}{1 + \chi a''(u^*(\nu, \zeta))} \quad (6.42)$$

$$\widehat{\chi} = \alpha \int D\zeta D\nu (\mathcal{G}(\sigma_T \nu, \varepsilon) - a'(u^*(\nu, \zeta)))^2 \quad (6.43)$$

$$\widehat{\mu} = \alpha \int D\zeta D\nu \frac{\mathcal{G}'(\sigma_T \nu)}{1 + \chi a''(u^*(\nu, \zeta))}. \quad (6.44)$$

The derivations of (6.42)-(6.44) are shown in Appendix E.1.

Using the saddle point equations, we can simplify $\Psi_\beta^{(S)}$ and $\Psi_\beta^{(E)}$ as

$$\frac{1}{\beta} \Psi_\beta^{(S)} = \frac{\widehat{\Theta} Q}{2} - \widehat{\chi} \chi - \widehat{\mu} m - \int dx^{(0)} \phi^{(0)}(x^{(0)}) \int Dz \ln \phi(x^*(z, x^{(0)})) \quad (6.45)$$

$$\frac{1}{\beta} \Psi_\beta^{(E)} = \frac{\chi \widehat{\chi}}{2} - \alpha \int D\zeta D\nu \ln f(\mathcal{G}(\sigma_T \nu) | u^*(\nu, \zeta)), \quad (6.46)$$

and the free energy density as

$$\begin{aligned} \Psi = & -\alpha \int D\zeta D\nu \ln f(\mathcal{G}(\sigma_T \nu) | u^*(\nu, \zeta)) \\ & - \int dx^{(0)} \phi^{(0)}(x^{(0)}) \int Dz \ln \phi(x^*(z, x^{(0)})). \end{aligned} \quad (6.47)$$

The first and the second terms of (6.47) correspond to the expectation of the training error and regularization term, respectively, hence we can obtain the training error from the free energy density (6.47), by discarding the contribution from the penalty term.

6.1.3. Relationship with GAMP The calculation by the replica analysis has correspondence with GAMP. The equations for determining u^* and x^* in replica method, given by (6.33) and (6.37), respectively, have the equivalent form with (4.30) and (4.26), which appear in GAMP. In table 1, we summarize the correspondence of the quantities appear in the replica method and GAMP. The difference between GAMP and the replica method is that GAMP is defined for one realization of data, and meanwhile replica method considers the typical property with respect to the data distribution. For example, as shown in table 1, the estimate \widehat{x}_i in GAMP is defined on given data \mathcal{D} , and has site-dependency. In the replica method, the estimate x^* is defined on random variables z and $x^{(0)}$. These random variables effectively represent the randomness

induced by ε , \mathbf{F} , and $\mathbf{x}^{(0)}$, and the estimates in GAMP and the replica method are expected to be statistically equivalent.

GAMP	Replica (RS)
\hat{x}_i	$x^*(z, x^{(0)})$
s	χ
θ_μ^*	$u^*(\nu, \zeta)$
s_θ	χ
$\hat{\theta}_\mu^\mu$	$(m\nu - \sqrt{Q}\sigma_T^2 - m^2\zeta)\sigma_T^{-1}$
Σ	$\hat{\Theta}^{-1}$
$\mathbf{m}_i \Sigma^{-1}$	$\sqrt{\hat{\chi}}z + \hat{\mu}x^{(0)}$
$\frac{1}{M} \sum_{\mu=1}^M (\check{g}_{\text{out}})_\mu^2$	$\hat{\chi}$
$-\frac{1}{M} \sum_{\mu=1}^M (\check{\partial}_\theta g_{\text{out}})_\mu$	$\hat{\Theta}$

Table 1. Correspondence between GAMP and replica method under RS assumption.

6.2. Analytical form of extra-sample prediction error

The training error is naturally derived from the free energy density as shown in (6.47), but we need additional computation for deriving the extra-sample prediction error. Following the definition of the extra-sample prediction error, we consider new predictor \mathbf{f}_{new} and define

$$\theta_{\text{new}}^0 = \frac{1}{\sqrt{N}} \mathbf{f}_{\text{new}} \mathbf{x}^{(0)} \quad (6.48)$$

$$\theta_{\text{new}} = \frac{1}{\sqrt{N}} \mathbf{f}_{\text{new}} \hat{\mathbf{x}}(\mathcal{D}), \quad (6.49)$$

and set the test data as $y_{\text{new}} = \mathcal{G}(\theta_{\text{new}}^0 + \varepsilon)$. The expectation value of the extra-sample prediction error is defined by

$$\mathbb{E}_{\mathcal{D}, \mathbf{f}_{\text{new}}, \varepsilon}[\text{err}_{\text{pre}}(\mathcal{D})] = -\mathbb{E}_{\mathcal{D}, \mathbf{f}_{\text{new}}, \varepsilon}[\ln f(y_{\text{new}} | \theta_{\text{new}}(\mathbf{f}_{\text{new}}, \hat{\mathbf{x}}(\mathcal{D})))] \quad (6.50)$$

Here, we consider that the each component of the new predictor \mathbf{f}_{new} is distributed according to the Gaussian distribution with mean 0 and variance 1. For the expectation in the framework of replica method under RS assumption, we introduce Gaussian random variables v and w with mean zero and variance 1 and set

$$\theta_{\text{new}}^0 = \sqrt{\sigma_x^2 - \frac{m^2}{Q}} v + \frac{m}{\sqrt{Q}} w \quad (6.51)$$

$$\theta_{\text{new}} = \sqrt{Q} w, \quad (6.52)$$

to satisfy the conditions

$$\mathbb{E}_{\mathbf{f}_{\text{new}}}[\theta_{\text{new}}^0 \theta_{\text{new}}] = m \quad (6.53)$$

$$\mathbb{E}_{\mathbf{f}_{\text{new}}}[\theta_{\text{new}}^0 \theta_{\text{new}}^0] = \rho \sigma_x^2 \quad (6.54)$$

$$\mathbb{E}_{\mathbf{f}_{\text{new}}}[\theta_{\text{new}} \theta_{\text{new}}] = Q. \quad (6.55)$$

Using (6.48) and (6.49), the extra-sample prediction error for GLM is given by

$$\begin{aligned} \mathbb{E}_{\mathcal{D}}[\text{err}_{\text{pre}}^{(\text{in})}(\mathcal{D})] = & - \int Dv Dw \left\{ \mathcal{G} \left(\sqrt{\sigma_T^2 - \frac{m^2}{Q}} v + \frac{m}{\sqrt{Q}} w \right) \sqrt{Q} w \right. \\ & \left. - a(\sqrt{Q} w) + b \left(\mathcal{G} \left(\sqrt{\sigma_T^2 - \frac{m^2}{Q}} v + \frac{m}{\sqrt{Q}} w \right) \right) \right\} \end{aligned} \quad (6.56)$$

For the linear regression, we obtain

$$\mathbb{E}_{\mathcal{D}}[\text{err}_{\text{pre}}^{(\text{ex})}(\mathcal{D})] = \frac{Q - 2m + \sigma_T^2}{2}, \quad (6.57)$$

and for the logistic regression, we obtain

$$\begin{aligned} \mathbb{E}_{\mathcal{D}}[\text{err}_{\text{pre}}^{(\text{ex})}(\mathcal{D})] = & - \int Dw \left\{ \frac{\sqrt{Q}}{2} \frac{\partial}{\partial w} \text{erfc} \left(- \frac{\frac{m}{\sqrt{Q}} w}{\sqrt{2(\sigma_T^2 - \frac{m^2}{Q})}} \right) - a(\sqrt{Q} w) \right\} \\ = & - \frac{m}{\sqrt{2\pi\sigma_T^2}} + \int Dw a(\sqrt{Q} w). \end{aligned} \quad (6.58)$$

The behaviors of the extra-sample prediction error and corresponding generalization gap by replica method are shown in Figs. 4-10. The results by replica method coincides with that by GAMP.

6.3. Analytical forms of estimators for the generalization gap

6.3.1. GDF by replica method under RS assumption The data y is replaced with $\sigma_T \nu$ in the replica analysis, hence GDF is defined by the derivative of $u^*(\nu)$ with respect to $\sigma_T \nu$. From the solution of $u^*(\nu)$ (6.33), we obtain

$$\frac{\partial u^*(\nu, \zeta)}{\partial(\sigma_T \nu)} = \frac{\chi}{1 + \chi a''(u^*(\nu, \zeta))}, \quad (6.59)$$

and hence the expectation of GDF by replica method is derived as

$$\mathbb{E}_{\mathcal{D}}[\text{gdf}] = \int D\nu D\zeta \frac{\chi}{1 + \chi a''(u^*(\nu, \zeta))}. \quad (6.60)$$

This form is consistent with GDF derived by GAMP (4.57): s_θ in GAMP corresponds to χ in the replica analysis, and the summation with respect to θ_μ^* is replaced with the integral with respect to $u^*(\nu, \zeta)$, as shown in Table 1. The behaviors of GDF and corresponding in-sample prediction errors are shown in Figs. 4-10. The GDF by replica method coincident with the expectation value of GDF calculated by GAMP.

6.3.2. FV by replica method under RS assumption For deriving FV in the framework of the replica method, we introduce the auxiliary variable γ , following the similar discussion with GAMP, as

$$\begin{aligned} \mathcal{T}_\gamma^{(\text{RS})}(\gamma) = & \gamma \ln f(\mathcal{G}(\sigma_T \nu) | u^*(\gamma)) \\ & - \frac{(u^*(\gamma) - (m\nu + \sqrt{Q\sigma_x^2 - m^2\zeta})\sigma_T^{-1})^2}{2\chi} \end{aligned} \quad (6.61)$$

$$u_\gamma^*(\gamma, \nu, \zeta) = \underset{u}{\operatorname{argmax}} \left\{ \gamma \ln f(\mathcal{G}(\sigma_T \nu) | u) - \frac{(u - (m\nu + \sqrt{Q\sigma_x^2 - m^2\zeta})\sigma_T^{-1})^2}{2\chi} \right\}. \quad (6.62)$$

Using these functions, the expectation of FV by the replica method is given by

$$\begin{aligned} \mathbb{E}_{\mathcal{D}}[\text{FV}] &= \int D\nu D\zeta \frac{\partial^2}{\partial \gamma^2} \mathcal{T}_\gamma^{(\text{RS})}(\gamma) \Big|_{\gamma=1} \\ &= \int D\nu D\zeta \frac{(\mathcal{G}(\sigma_T \nu) - u^*(\nu, \zeta))^2 \chi}{1 + \chi a''(u^*(\nu, \zeta))}. \end{aligned} \quad (6.63)$$

Eq.(6.63) can be interpreted as the expectation value of FV under GAMP from the correspondence shown in Tabel 1.

6.4. Instability of RS solution

The RS solutions discussed so far lose local stability when subjected to perturbations that break the symmetry between replicas in a certain parameter region. This phenomenon is known as de Almeida-Thouless (AT) instability [46] and occurs when the following conditions hold;

$$\begin{aligned} &\alpha \int Dz dx^{(0)} \phi^{(0)}(x^{(0)}) \left(\frac{\partial x^*(z, x^{(0)})}{\partial \sqrt{\hat{\chi}} z} \right)^2 \\ &\times \int D\nu D\zeta \left(\frac{\partial}{\partial \sqrt{Q - \frac{m^2}{\sigma_T^2} \zeta}} (\mathcal{G}(\sigma_T \nu) - a'(u^*(\nu, \zeta))) \right)^2 > 1. \end{aligned} \quad (6.64)$$

The derivation of the AT instability condition is explained in Appendix E.3, by introducing the solution under the 1 step replica symmetry breaking assumption. Based on the correspondence between AMP and the RS saddle point discussed so far and summarized in Table 1, the AT instability condition (6.64) is coincident with the local instability condition of the GAMP fixed point. Similar correspondence has been shown in the analysis for CDMA [37].

6.5. Specific forms of the saddle point equations

6.5.1. Gaussian likelihood The saddle point equations for the conjugate variables can be simplified in case of the Gaussian likelihood. The maximizer u^* of (6.33) is given by

$$u^*(\nu, \zeta) = \frac{\chi \sigma_T \nu + (m\nu + \sqrt{Q\sigma_T^2 - m^2\zeta})\sigma_T^{-1}}{1 + \chi} \quad (6.65)$$

hence we obtain

$$\begin{aligned} \int D\zeta D\nu \ln \hat{\xi} &= \int D\zeta D\nu \left(-\frac{(\sigma_T \nu - (m\nu + \sqrt{Q\sigma_T^2 - m^2\zeta})\sigma_T^{-1})^2}{2(1 + \chi)} \right) \\ &= -\frac{Q - 2m + \sigma_T^2}{2(1 + \chi)}. \end{aligned} \quad (6.66)$$

Using (6.68), we obtain the saddle point equations

$$\widehat{\Theta} = \frac{\alpha}{1 + \chi} \quad (6.67)$$

$$\widehat{\chi} = \frac{\alpha(Q - 2m + \sigma_T^2)}{(1 + \chi)^2} \quad (6.68)$$

$$\widehat{m} = \frac{\alpha}{1 + \chi}. \quad (6.69)$$

Further, the AT instability condition is given by

$$\frac{\alpha}{(1 + \chi)^2} \int Dz dx^{(0)} \phi^{(0)}(x^{(0)}) \left(\frac{\partial x^*(z, x^{(0)})}{\partial \sqrt{\widehat{\chi}} z} \right)^2 > 1. \quad (6.70)$$

6.5.2. Elastic net penalty The estimate x^* (6.37) for the elastic net penalty is given by

$$x^* = \frac{\sqrt{\widehat{\chi}} z + \widehat{\mu} x^{(0)} - \text{sgn}(\sqrt{\widehat{\chi}} z + \widehat{\mu} x^{(0)}) \lambda_1}{\widehat{\Theta} + \lambda_2} \mathbb{I}(|\sqrt{\widehat{\chi}} z + \widehat{\mu} x^{(0)}| > \lambda_1), \quad (6.71)$$

hence the saddle point equations under the elastic net penalty are given by

$$Q = \frac{1}{(\widehat{\Theta} + \lambda_2)^2} \int d\sigma_\rho P_\rho(\sigma_\rho) \times \left\{ \sigma_\rho^2 (1 + 2\Theta(\sigma_\rho)^2) \text{erfc}(\Theta(\sigma_\rho)) - \frac{2\sigma_\rho}{\sqrt{\pi}} \Theta(\sigma_\rho) \right\} \quad (6.72)$$

$$m = \frac{\rho \sigma_x \widehat{\mu}}{\widehat{\Theta} + \lambda_2} \text{erfc} \left(\frac{\lambda_1}{\sqrt{2(\widehat{\chi} + \widehat{\mu}^2 \sigma_x^2)}} \right) \quad (6.73)$$

$$\chi = \frac{\widehat{\rho}}{\widehat{\Theta} + \lambda_2}, \quad (6.74)$$

where

$$\Theta(\sigma_\rho) = \frac{\lambda_1}{\sqrt{2}\sigma_\rho}, \quad (6.75)$$

$$\widehat{\rho} = \int d\sigma_\rho P_\rho(\sigma_\rho) \text{erfc}(\Theta(\sigma_\rho)) \quad (6.76)$$

$$P_\rho(\sigma_\rho) = (1 - \rho) \delta(\sigma_\rho - \sqrt{\widehat{\chi}}) + \rho \delta(\sigma_\rho - \sqrt{\widehat{\chi} + \widehat{\mu}^2 \sigma_x^2}), \quad (6.77)$$

and $\widehat{\rho}$ corresponds $\mathbb{E}_{\mathcal{D}}[||\widehat{\mathbf{x}}(\mathcal{D})||_0]/N$, namely expected value of the fraction of non-zero component in the estimate. For the Gaussian likelihood, the AT instability condition for the elastic net penalty is given by

$$\frac{\alpha}{\widehat{\rho}} \left(\frac{\chi}{1 + \chi} \right)^2 > 1. \quad (6.78)$$

As discussed in sec.6.3.1, the term $\chi/(1 + \chi)$ corresponds to the expectation value of GDF.

6.5.3. ℓ_2 penalty For the ℓ_2 penalty at $\rho = 1$, the saddle point equation is given by

$$Q = \frac{\hat{\chi} + \hat{\mu}^2 \sigma_x^2}{(\hat{\Theta} + \lambda)^2} \quad (6.79)$$

$$m = \frac{\hat{\mu} \sigma_x^2}{\hat{\Theta} + \lambda} \quad (6.80)$$

$$\chi = \frac{1}{\hat{\Theta} + \lambda}, \quad (6.81)$$

where we set $\lambda_1 = 0$, $\hat{\rho} = 1$ and $\lambda_2 = \lambda$ of the saddle point equations for the elastic net penalty (6.72)-(6.74). For the Gaussian likelihood, the saddle point equation of χ can be solved by using (6.81) and (6.68). In particular for $\lambda = 0$ case, we can solve the variable χ as

$$\chi = \frac{1}{\alpha - 1}. \quad (6.82)$$

This expression indicates that $\chi \rightarrow \infty$ as α approaches 1 from above. Using (6.82), we obtain

$$\mathbb{E}_{\mathcal{D}}[\text{gdf}] = \frac{\chi}{1 + \chi} = \frac{1}{\alpha}, \quad (6.83)$$

which corresponds to the GF or GDF using the hat matrix.

For the Gaussian likelihood with ℓ_2 penalty of $\lambda = 0$ case, we term ridgeless limit, the following theorem with respect to the AT instability and the series expansion, which is the basis for the derivation of WAIC as (2.49), holds.

Theorem 5. *In the ridgeless limit, the instability of the RS solution and the divergence of the series expansion of $\mathcal{T}(\eta)$ at $\eta = 1$ arise at $\alpha < 1$.*

Proof. From (6.78) and (6.83), the AT instability condition for the ridgeless limit is given by

$$\frac{1}{\alpha} > 1. \quad (6.84)$$

Therefore, AT instability always appears in the overparametrized region for $\lambda = 0$.

Putting the expression (6.83) to the convergence condition of the series expansion for the derivation of WAIC given by (4.71) with the correspondence between χ and s_{θ} , we obtain

$$\frac{\eta}{\alpha} > 1, \quad (6.85)$$

hence the expansion at $\eta = 1$ is inappropriate when $\alpha^{-1} > 1$. Therefore, in the ridgeless limit, the AT instability corresponds to the inadequacy of the series expansion for deriving WAIC. \square

6.5.4. ℓ_1 penalty In case of ℓ_1 penalty, which corresponds to $\lambda_2 = 0$ of the elastic net penalty, we obtain

$$\chi = \frac{\hat{\rho}}{\hat{\Theta}}. \quad (6.86)$$

For the Gaussian likelihood with ℓ_1 penalty termed LASSO, we obtain the expression using (6.67),

$$\chi = \frac{\hat{\rho}}{\alpha - \hat{\rho}}, \quad (6.87)$$

and hence

$$\mathbb{E}_{\mathcal{D}}[\text{gdf}] = \frac{\chi}{1 + \chi} = \frac{\hat{\rho}}{\alpha}. \quad (6.88)$$

Eq. (6.88) indicates that the following theorem hold.

Theorem 6. *For LASSO, the number of the parameters divided by M , namely $\|\hat{\mathbf{x}}(\mathcal{D})\|_0/M$, is an unbiased estimator of the covariance penalty (2.35). Hence, the C_p criterion is equivalent to AIC, and they are unbiased estimators of the in-sample prediction error of LASSO [27].*

As with the ridgeless limit, we can show that following theorem for LASSO.

Theorem 7. *For LASSO, the instability of the RS solution and the divergence of the series expansion of $\mathcal{T}(\eta)$ at $\eta = 1$ arise at $\alpha < \hat{\rho}$.*

Proof. From (6.78) and (6.88), AT instability arises when

$$\frac{\hat{\rho}}{\alpha} > 1. \quad (6.89)$$

Substituting (6.88) to the radius of convergence of the series expansion (2.49), we obtain

$$\frac{\eta \hat{\rho}}{\alpha} > 1. \quad (6.90)$$

hence the invalidity of the series expansion at $\eta = 1$ and the instability of the RS solution arise at $\alpha < \hat{\rho}$. \square

7. Summary and Conclusion

We discussed prediction errors, generalization gaps and their estimators in GLM. We derived the form of C_p and WAIC using GAMP, and we discussed the relationship between them. We showed that GDF and FV, which are the estimators of the generalization gap, can be expressed by the variance of the model parameter in the framework of GAMP.

We focused on the differences between the LOOCV error and WAIC or TIC at the finite α region. The first-order expansion of the LOOCV error with respect to the difference between the estimates under the full and LOO samples is insufficient for describing the LOOCV error for the finite α . Thus, we derived the difference between

the LOOCV error and WAIC within the framework of GAMP by considering the higher order terms; we showed that the difference can be described by the cumulant generating function of the likelihood. The resultant form can be calculated under full data samples, without considering LOO samples. Further, we extended GAMP-based estimators of the prediction errors to deal with correlated predictors and showed that these estimators exhibit a good agreement with LOOCV errors calculated by the linear algebraic form or coordinate descent algorithm.

We show that GAMP or replica method describes the prediction accuracy of the model by using the variance of the parameter at equilibrium, which relationship can be regarded as an exemplification of fluctuation-response relationship in the prediction based modeling [20]. The concept of the prediction-based modeling is compatible with that in statistical physics. As we pointed out in this paper, the divergence of the series expansion for the derivation of WAIC occurs at the AT transition in the ridgeless limit and LASSO. The statistical physics method is expected to be a valuable tool for analyzing the statistical methods to find limitation in the conventional statistical theory, to analyze $\alpha \sim O(1)$ region, and to construct efficient algorithms.

Acknowledgments

The author thanks Yukito Iba for discussion on the information criteria as a fluctuation-response relationship and teaching me the reference [31]. The author also thanks Yoshiyuki Kabashima for the helpful discussions and comments. This work was partially supported by JST PRESTO Grant Number JPMJPR19M2, Japan.

Appendix A. Expansion of the leave-one-out cross validation error

The maximizer of $\varphi(\mathcal{D}, \mathbf{x})$ denoted by $\hat{\mathbf{x}}(\mathcal{D})$ satisfies

$$\left. \frac{\partial}{\partial x_j} \varphi(\mathcal{D}, \mathbf{x}) \right|_{\mathbf{x}=\hat{\mathbf{x}}(\mathcal{D})} = 0 \quad (\text{A.1})$$

for any $j \in \mathbf{N}$. Meanwhile, the maximizer of $\sum_{\mu \in \mathbf{M} \setminus \nu} \ln f(y_\mu | \theta_\mu(\mathbf{f}_\mu, \mathbf{x})) - h(\mathbf{x})$, denoted by $\hat{\mathbf{x}}(\mathcal{D}_{\setminus \nu})$, satisfies

$$\left. \frac{\partial}{\partial x_j} \left\{ \sum_{\mu \in \mathbf{M} \setminus \nu} \ln f(y_\mu | \theta_\mu(\mathbf{f}_\mu, \mathbf{x})) - h(\mathbf{x}) \right\} \right|_{\mathbf{x}=\hat{\mathbf{x}}(\mathcal{D}_{\setminus \nu})} = 0 \quad (\text{A.2})$$

for any $j \in \mathbf{N}$. Hence, the following relationship holds:

$$\left. \frac{\partial}{\partial x_j} \varphi(\mathcal{D}, \mathbf{x}) \right|_{\mathbf{x}=\hat{\mathbf{x}}(\mathcal{D}_{\setminus \nu})} = \left. \frac{\partial}{\partial x_j} \ln f(y_\nu | \theta_\nu(\mathbf{f}_\nu, \mathbf{x})) \right|_{\mathbf{x}=\hat{\mathbf{x}}(\mathcal{D}_{\setminus \nu})}. \quad (\text{A.3})$$

Discarding (A.1) from (A.3), we obtain

$$\left. \frac{\partial}{\partial x_j} \varphi(\mathcal{D}, \mathbf{x}) \right|_{\mathbf{x}=\hat{\mathbf{x}}(\mathcal{D}_{\setminus \nu})} - \left. \frac{\partial}{\partial x_j} \varphi(\mathcal{D}, \mathbf{x}) \right|_{\mathbf{x}=\hat{\mathbf{x}}(\mathcal{D})} = \left. \frac{\partial}{\partial x_j} \ln f(y_\nu | \theta_\nu(\mathbf{f}_\nu, \mathbf{x})) \right|_{\mathbf{x}=\hat{\mathbf{x}}(\mathcal{D}_{\setminus \nu})} \quad (\text{A.4})$$

Under the assumption **A1** that the difference $\hat{\mathbf{x}}(\mathcal{D}) - \hat{\mathbf{x}}(\mathcal{D}_{\setminus \nu})$ is sufficiently small, we expand the L.H.S. up to the first order as

$$\begin{aligned} & \frac{\partial}{\partial x_j} \varphi(\mathcal{D}, \mathbf{x}) \Big|_{\mathbf{x}=\hat{\mathbf{x}}(\mathcal{D}_{\setminus \nu})} - \frac{\partial}{\partial x_j} \varphi(\mathcal{D}, \mathbf{x}) \Big|_{\mathbf{x}=\hat{\mathbf{x}}(\mathcal{D})} \\ &= \sum_{k=1}^N \frac{\partial^2}{\partial x_k \partial x_j} \varphi(\mathcal{D}, \mathbf{x}) \Big|_{\mathbf{x}=\hat{\mathbf{x}}(\mathcal{D}_{\setminus \nu})} (\hat{x}_k(\mathcal{D}_{\setminus \nu}) - \hat{x}_k(\mathcal{D})). \end{aligned} \quad (\text{A.5})$$

Therefore, for any $j \in \mathbf{N}$ and $\nu \in \mathbf{M}$,

$$-\sum_{k=1}^N \mathcal{J}_{kj}(\hat{\mathbf{x}}(\mathcal{D}_{\setminus \nu})) (\hat{x}_k(\mathcal{D}_{\setminus \nu}) - \hat{x}_k(\mathcal{D})) = \frac{1}{M} \frac{\partial \ln f(y_\nu | \theta_\nu(\mathbf{f}_\nu, \mathbf{x}))}{\partial x_j} \Big|_{\mathbf{x}=\hat{\mathbf{x}}(\mathcal{D}_{\setminus \nu})} \quad (\text{A.6})$$

where we introduce the coefficient $1/M$ for convenience and define

$$\mathcal{J}_{kj}(\hat{\mathbf{x}}) = -\frac{1}{M} \frac{\partial^2}{\partial x_k \partial x_j} \varphi(\mathbf{y} | \mathbf{x}) \Big|_{\mathbf{x}=\hat{\mathbf{x}}}. \quad (\text{A.7})$$

With assumption **A2**, we assume that $\mathcal{J}_{kj}(\hat{\mathbf{x}}(\mathcal{D}_{\setminus \nu})) = \mathcal{J}_{kj}(\hat{\mathbf{x}}(\mathcal{D}))$ holds for any $\nu \in \mathbf{M}$ and $i, j \in \mathbf{N}$, and we obtain

$$\hat{\mathbf{x}}(\mathcal{D}_{\setminus \nu}) - \hat{\mathbf{x}}(\mathcal{D}) = -\mathcal{J}^{-1}(\hat{\mathbf{x}}(\mathcal{D})) \frac{1}{M} \frac{\partial}{\partial \mathbf{x}} \ln f(y_\nu | \boldsymbol{\theta}(\mathbf{x})) \Big|_{\mathbf{x}=\hat{\mathbf{x}}(\mathcal{D}_{\setminus \nu})}. \quad (\text{A.8})$$

Appendix A.1. Further expansion

We continue the expansion of (A.4) for higher orders. For simplicity, we consider that the case where the higher order derivative of the penalty term $h(x)$ is greater than the second order is zero as assumption **A4**. Under this assumption, we obtain

$$\begin{aligned} & \frac{\partial}{\partial x_j} \varphi(\mathcal{D}, \mathbf{x}) \Big|_{\mathbf{x}=\hat{\mathbf{x}}(\mathcal{D}_{\setminus \nu})} - \frac{\partial}{\partial x_j} \varphi(\mathcal{D}, \mathbf{x}) \Big|_{\mathbf{x}=\hat{\mathbf{x}}(\mathcal{D})} \\ &= \sum_{k=1}^N (\hat{x}_k(\mathcal{D}_{\setminus \nu}) - \hat{x}_k(\mathcal{D})) \left\{ \frac{\partial^2 \varphi(\mathcal{D}, \mathbf{x})}{\partial x_k \partial x_j} \Big|_{\mathbf{x}=\hat{\mathbf{x}}(\mathcal{D}_{\setminus \nu})} \right. \\ &+ \sum_{n=2}^{\infty} \frac{(-1)^n}{n!} \sum_{i_1=1}^N \cdots \sum_{i_{n-1}=1}^N \frac{\partial^{n+1} \varphi(\mathcal{D}, \mathbf{x})}{\partial x_{i_1} \cdots \partial x_{i_{n-1}} \partial x_k \partial x_j} \Big|_{\mathbf{x}=\hat{\mathbf{x}}(\mathcal{D}_{\setminus \nu})} \prod_{\ell=1}^{n-1} (\hat{x}_{i_\ell}(\mathcal{D}_{\setminus \nu}) - \hat{x}_{i_\ell}(\mathcal{D})) \Big\} \\ &= \sum_{k=1}^N (\hat{x}_k(\mathcal{D}_{\setminus \nu}) - \hat{x}_k(\mathcal{D})) \left\{ \frac{\partial^2 \varphi}{\partial x_k \partial x_j} \Big|_{\mathbf{x}=\hat{\mathbf{x}}(\mathcal{D}_{\setminus \nu})} - \frac{F_{\nu k} F_{\nu j}}{N} \sum_{n=2}^{\infty} \frac{(\hat{\theta}_\nu - \hat{\theta}_\nu^\nu)^n}{n!} a^{(n+1)}(\hat{\theta}_\nu^\nu) \right\} \\ &= \sum_{k=1}^N (\hat{x}_k(\mathcal{D}_{\setminus \nu}) - \hat{x}_k(\mathcal{D})) \left\{ \frac{\partial^2 \varphi}{\partial x_k \partial x_j} \Big|_{\mathbf{x}=\hat{\mathbf{x}}(\mathcal{D}_{\setminus \nu})} - \frac{F_{\nu k} F_{\nu j}}{N} \left(\frac{a'(\hat{\theta}_\nu) - a'(\hat{\theta}_\nu^\nu)}{\hat{\theta}_\nu - \hat{\theta}_\nu^\nu} - a''(\hat{\theta}_\nu^\nu) \right) \right\}, \end{aligned}$$

where the arguments of φ are abbreviated, and $\hat{\theta}_\mu^\nu \sim \hat{\theta}_\mu$ holds for $\mu \neq \nu$. Defining the matrix

$$\mathcal{K}^\nu = \mathcal{J} - \frac{\mathbf{f}_\nu^\top \mathbf{f}_\nu}{NM} \left(\frac{a'(\hat{\theta}_\nu) - a'(\hat{\theta}_\nu^\nu)}{\hat{\theta}_\nu - \hat{\theta}_\nu^\nu} - a''(\hat{\theta}_\nu^\nu) \right) \quad (\text{A.9})$$

for $\nu \in \mathbf{M}$, we obtain

$$\mathbf{x}(\mathcal{D}_{\setminus \nu}) - \mathbf{x}(\mathcal{D}) = -(\mathcal{K}^{\setminus \nu})^{-1} \frac{1}{M} \frac{\partial}{\partial \mathbf{x}} \ln f(y_\nu | \theta_\nu(\mathbf{f}_\nu, \mathbf{x})) \Big|_{\mathbf{x}=\hat{\mathbf{x}}(\mathcal{D}_{\setminus \nu})}. \quad (\text{A.10})$$

For the Gaussian likelihood, $\mathcal{K}^{\setminus \nu} = \mathcal{J}$ holds for any $\nu \in \mathbf{M}$.

Appendix B. Generalized linear models

Appendix B.1. Logistic regression with Bernoulli distribution

The logistic regression on the Bernoulli distribution is defined for binary data $y_\mu \in \{0, 1\}$ as

$$\ln f(\mathbf{y} | \boldsymbol{\pi}) = \sum_{\mu=1}^M \{y_\mu \log \pi_\mu + (1 - y_\mu) \log(1 - \pi_\mu)\} \quad (\text{B.1})$$

where the Bernoulli parameter π_μ provides the mean of y_μ , and the probability that y_μ is 1. In the logistic regression, the model parameter $\boldsymbol{\theta} = \frac{1}{\sqrt{N}} \mathbf{F} \mathbf{x}$ is connected to the Bernoulli parameter as

$$\pi_\mu = \ell^{-1}(\theta_\mu) = \frac{1}{1 + \exp(-\theta_\mu)}, \quad (\text{B.2})$$

using the link function $\ell(\cdot)$. Therefore, $\ell(\pi_\mu) = \ln(\pi_\mu/(1 - \pi_\mu))$. Using (B.2), the distribution (B.1) is transformed into the form of the exponential family distribution

$$\ln f(\mathbf{y} | \boldsymbol{\theta}) = \boldsymbol{\theta}^\top \mathbf{y} - \sum_{\mu=1}^M \log(1 + e^{\theta_\mu}), \quad (\text{B.3})$$

where functions a and b respectively correspond to

$$a(\boldsymbol{\theta}) = \log \prod_{\mu=1}^M (1 + e^{\theta_\mu}), \quad b(\mathbf{y}) = 0. \quad (\text{B.4})$$

The maximization problem in GAMP (4.30) for the logistic regression is given by

$$\theta_\mu^* = \underset{\theta_\mu}{\operatorname{argmax}} \left\{ -\theta_\mu(1 - y_\mu) - \log(1 + e^{-\theta_\mu}) - \frac{(\theta_\mu - \hat{\theta}_\mu^\mu)^2}{2s_{\theta_\mu}} \right\}, \quad (\text{B.5})$$

and the estimate θ_μ^* satisfies

$$\frac{\theta_\mu^* - \hat{\theta}_\mu^\mu}{s_{\theta_\mu}} = y_\mu - \frac{1}{1 + e^{-\theta_\mu^*}}. \quad (\text{B.6})$$

The estimated mean of y_μ is given by $\pi_\mu^* \equiv (1 + e^{-\theta_\mu^*})^{-1}$, and the variance is $\pi_\mu^*(1 - \pi_\mu^*)$; therefore, we get

$$(\check{g}_{\text{out}})_\mu = y_\mu - \pi_\mu^*, \quad (\partial_{\hat{\theta}} \check{g}_{\text{out}})_\mu = \frac{\pi_\mu^*(1 - \pi_\mu^*)}{1 + s_{\theta_\mu} \pi_\mu^*(1 - \pi_\mu^*)}. \quad (\text{B.7})$$

Appendix B.2. Poisson regression

Poisson distribution is defined for $y_\mu \in \mathbb{N}$, where \mathbb{N} denotes the set of natural numbers including zero as

$$\ln f(\mathbf{y}|\boldsymbol{\lambda}) = \sum_{\mu=1}^M \{y_\mu \ln \lambda_\mu - \lambda_\mu - \log y_\mu!\}, \quad (\text{B.8})$$

where λ_μ denotes the mean of y_μ . In Poisson regression, the model parameter $\boldsymbol{\theta}$ is connected to the mean as

$$\lambda_\mu = \ell^{-1}(\theta_\mu) = \exp(\theta_\mu), \quad (\text{B.9})$$

and hence, $\ell(\lambda_\mu) = \log(\lambda_\mu)$. This link function reduces Poisson distribution to the exponential family's form as

$$a(\boldsymbol{\theta}) = \sum_{\mu=1}^M \exp(\theta_\mu), \quad b(\mathbf{y}) = - \sum_{\mu=1}^M \log y_\mu!. \quad (\text{B.10})$$

The maximization problem in GAMP (4.30) for the Poisson regression is given by

$$\theta_\mu^* = \max_{\theta} \left\{ y_\mu \theta_\mu - \exp(\theta_\mu) - \frac{(u_\mu - \hat{\theta}_\mu^\mu)^2}{2s_{\theta_\mu}} \right\}, \quad (\text{B.11})$$

and the solution θ_μ^* satisfies the condition

$$\frac{\theta_\mu^* - \hat{\theta}_\mu^\mu}{s_{\theta_\mu}} = y_\mu - \lambda_\mu^*, \quad (\text{B.12})$$

where $\lambda_\mu^* \equiv \exp(u_\mu^*)$ is the estimated average. Therefore, we obtain

$$(\check{g}_{\text{out}})_\mu = y_\mu - \lambda_\mu^*, \quad (\check{\partial}_{\hat{\theta}} g_{\text{out}})_\mu = \frac{\lambda_\mu^*}{1 + s_{\theta_\mu} \lambda_\mu^*}. \quad (\text{B.13})$$

Appendix B.3. Exponential regression

Exponential distribution with mean λ_μ is defined for $y_\mu \in [0, \infty)$ as

$$\ln f(\mathbf{y}|\boldsymbol{\eta}) = \sum_{\mu=1}^M \left\{ -\frac{y_\mu}{\eta_\mu} - \log(\eta_\mu) \right\}. \quad (\text{B.14})$$

In the exponential regression, the model parameter $\boldsymbol{\theta}$ relates to the mean as

$$-\eta_\mu = \ell^{-1}(\theta_\mu), \quad (\text{B.15})$$

and hence, $\ell(\theta_\mu) = -\eta_\mu^{-1}$, where we introduce the factor -1 for convenience. Using the parameter $\boldsymbol{\theta}$, the exponential distribution is rewritten as an exponential family with functions a and b given by

$$a(\boldsymbol{\theta}) = - \sum_{\mu=1}^M \log(-\theta_\mu), \quad b(\mathbf{y}) = 0. \quad (\text{B.16})$$

The maximization problem in GAMP (4.30) for exponential regression is given by

$$\theta_\mu^* = \max_{\theta} \left\{ y_\mu \theta_\mu + \ln(-\theta_\mu) - \frac{(\theta_\mu - \hat{\theta}_\mu^\mu)^2}{2s_{\theta_\mu}} \right\}, \quad (\text{B.17})$$

and the solution satisfies

$$\frac{\theta_\mu^* - \hat{\theta}_\mu^\mu}{s_{\theta_\mu}} = y_\mu + \frac{1}{\theta_\mu}. \quad (\text{B.18})$$

The estimated mean and variance corresponds to $\eta_\mu^* \equiv -(\theta_\mu^*)^{-1}$ and $(\theta_\mu^*)^{-2}$, respectively; hence we obtain

$$(\check{g}_{\text{out}})_\mu = y_\mu - \eta_\mu^*, \quad (\partial_{\hat{\theta}} \check{g}_{\text{out}})_\mu = \frac{(\theta_\mu^*)^{-2}}{1 + s_{\theta_\mu}(\theta_\mu^*)^{-2}}. \quad (\text{B.19})$$

Appendix B.4. Cumulant generating function for exponential family distribution

The moment-generating function for the exponential family distribution is given by

$$\begin{aligned} \mathcal{M}_{\mathcal{L}(\theta)}(t) &= \int dy \exp(ty) f(y|\theta) \\ &= \frac{\exp(a(\theta + t))}{\exp(a(\theta))} \int dy \exp((t + \theta)y - a(t + \theta) + b(y)). \end{aligned} \quad (\text{B.20})$$

Hence, the cumulant generating function $\mathcal{C}_{\mathcal{L}(\theta)}(t) = \ln \mathcal{M}_{\mathcal{L}(\theta)}(t)$ is given by

$$\mathcal{C}_{\mathcal{L}(\theta)}(t) = a(\theta + t) - a(\theta). \quad (\text{B.21})$$

The k -th cumulant for the distribution $f(y|\theta)$ denoted by $\kappa_k[f(\cdot|\theta)]$ is given by

$$\kappa_k[f(\cdot|\theta)] = \frac{\partial^k}{\partial t^k} \mathcal{C}_{f(\cdot|\theta)}(t) \Big|_{t=0} = \frac{\partial^k}{\partial \theta^k} a(\theta), \quad (\text{B.22})$$

hence the derivative of a corresponds to the cumulant.

Appendix C. Derivation of the updating rule of AMP

Appendix C.1. General form of belief propagation

The likelihood depends on the variable \mathbf{x} through the parameter $\boldsymbol{\theta} = \frac{1}{\sqrt{N}} \mathbf{F} \mathbf{x}$. Considering the input message to i , we focus on $\theta_\mu^{-i} \equiv \theta_\mu - \frac{1}{\sqrt{N}} F_{\mu i} x_i$ and obtain the probability distribution of θ_μ^{-i} using the messages. For a variable transformation, we introduce the identity for all $\mu \in \mathbf{M}$ as

$$1 = \int d\theta_\mu^{-i} \delta \left(\theta_\mu^{-i} - \frac{1}{\sqrt{N}} \sum_{j \neq i}^N F_{\mu j} x_j \right). \quad (\text{C.1})$$

The distribution of θ_μ^{-i} at step t , denoted by $W_\mu^{-i(t)}(\theta)$, is given by

$$W_\mu^{-i(t)}(\theta) = \int d\mathbf{x} \delta \left(\theta - \frac{1}{\sqrt{N}} \sum_{j \neq i} F_{\mu j} x_j \right) \prod_{j \in \mathbf{N} \setminus i} \xi_{j \rightarrow \mu}^{(t)}(x_j)$$

$$\begin{aligned}
&= \frac{1}{2\pi} \int d\tilde{\theta} e^{-\sqrt{-1}\tilde{\theta}\theta} \prod_{j \in \mathbf{N} \setminus i} \int dx_j \exp \left(\sqrt{-1}\tilde{\theta} \frac{F_{\mu j} x_j}{\sqrt{N}} \right) \xi_{j \rightarrow \mu}^{(t)}(x_j) \\
&\simeq \frac{1}{2\pi} \int d\tilde{\theta} e^{-\sqrt{-1}\tilde{\theta}\theta} \exp \left(\sqrt{-1}\tilde{\theta} \hat{\theta}_{\mu}^{\mu, -i^{(t)}} - \frac{\tilde{\theta}^2}{2} \beta^{-1} s_{\theta_{\mu}}^{\mu, -i^{(t)}} \right) \\
&= \frac{1}{\sqrt{2\pi s_{\theta_{\mu}}^{\mu, -i^{(t)}}}} \exp \left(-\frac{\beta(\theta - \hat{\theta}_{\mu}^{\mu, -i^{(t)}})^2}{2s_{\theta_{\mu}}^{\mu, -i^{(t)}}} \right), \tag{C.2}
\end{aligned}$$

where the integral representation of the delta function with the variable $\tilde{\theta}$ is introduced, and we define

$$\hat{\theta}_{\mu}^{\mu, -i^{(t)}} = \frac{1}{\sqrt{N}} \sum_{j \neq i} F_{\mu j} \hat{x}_{j \rightarrow \mu}^{(t)} \tag{C.3}$$

$$s_{\theta_{\mu}}^{\mu, -i^{(t)}} = \frac{1}{N} \sum_{j \neq i} F_{\mu j}^2 s_{j \rightarrow \mu}^{(t)}. \tag{C.4}$$

Using the distribution $W_{\mu}^{-i^{(t)}}(\theta)$, the integral in the input message is operated as

$$\begin{aligned}
\tilde{\xi}_{\mu \rightarrow i}^{(t)}(x_i) &\propto \int d\theta_{\mu} d\theta_{\mu}^{-i} f^{\beta}(y_{\mu} | \theta_{\mu}) \delta \left(\theta_{\mu} - \theta_{\mu}^{-i} - \frac{F_{\mu i} x_i}{\sqrt{N}} \right) W_{\mu}^{-i^{(t)}}(\theta_{\mu}^{-i}) \\
&= \int d\theta_{\mu} f^{\beta}(y_{\mu} | \theta_{\mu}) \exp \left(-\frac{\beta(\theta_{\mu} - \frac{F_{\mu i} x_i}{\sqrt{N}} - \hat{\theta}_{\mu}^{\mu, -i^{(t)}})^2}{2s_{\theta_{\mu}}^{\mu, -i^{(t)}}} \right) \\
&= \int d\theta_{\mu} f^{\beta}(y_{\mu} | \theta_{\mu}) \exp \left(-\frac{\beta(\theta_{\mu} - \hat{\theta}_{\mu}^{\mu, -i^{(t)}})^2}{2s_{\theta_{\mu}}^{\mu, -i^{(t)}}} \right) \\
&\times \left\{ 1 + \frac{\beta F_{\mu i} x_i (\theta_{\mu} - \hat{\theta}_{\mu}^{\mu, -i^{(t)}})}{\sqrt{N} s_{\theta_{\mu}}^{\mu, -i^{(t)}}} + \frac{\beta^2 F_{\mu i}^2 x_i^2 (\theta_{\mu} - \hat{\theta}_{\mu}^{\mu, -i^{(t)}})^2}{2N (s_{\theta_{\mu}}^{\mu, -i^{(t)}})^2} \right. \\
&\quad \left. - \frac{\beta F_{\mu i}^2 x_i^2}{2N s_{\theta_{\mu}}^{\mu, -i^{(t)}}} + O(N^{-3/2}) \right\}. \tag{C.5}
\end{aligned}$$

Dividing by a constant does not change the proportionality, and therefore, we divide both sides of (C.5) by $\Xi_{\beta}(y_{\mu}; s_{\theta_{\mu}}^{\mu, -i^{(t)}}, \hat{\theta}_{\mu}^{\mu, -i^{(t)}})$ defined by

$$\Xi_{\beta}(y; s_{\theta}, \hat{\theta}) = \sqrt{\frac{\beta}{2\pi s_{\theta}}} \int d\theta f_{\beta}(y | \theta) \exp \left(-\frac{\beta(\theta - \hat{\theta})^2}{2s_{\theta}} \right). \tag{C.6}$$

Further, we define the effective posterior distribution after the observation of y as

$$p_{c, \mu}(\theta_{\mu}; s_{\theta_{\mu}}, \hat{\theta}_{\mu}^{\mu}, y_{\mu}) = \frac{1}{\Xi_{\beta}(y_{\mu}; s_{\theta_{\mu}}, \hat{\theta}_{\mu}^{\mu})} \sqrt{\frac{\beta}{2\pi s_{\theta}}} f_{\beta}(y_{\mu} | \theta_{\mu}) \exp \left(-\frac{\beta(\theta_{\mu} - \hat{\theta}_{\mu}^{\mu})^2}{2s_{\theta_{\mu}}} \right) \tag{C.7}$$

and

$$g_{\text{out}}(s_{\theta_{\mu}}, \hat{\theta}_{\mu}^{\mu}, y_{\mu}) = \frac{\partial}{\partial \hat{\theta}_{\mu}^{\mu}} \ln \Xi_{\beta}(y_{\mu}; s_{\theta_{\mu}}, \hat{\theta}_{\mu}^{\mu}) = \left\langle \frac{\beta(\theta_{\mu} - \hat{\theta}_{\mu}^{\mu})}{s_{\theta_{\mu}}} \right\rangle_{\theta_{\mu}} \tag{C.8}$$

$$\partial_{\hat{\theta}} g_{\text{out}}(s_{\theta_{\mu}}, \hat{\theta}_{\mu}^{\mu}, y_{\mu}) = \frac{\partial}{\partial \hat{\theta}_{\mu}^{\mu}} g_{\text{out}}(s_{\theta_{\mu}}, \hat{\theta}_{\mu}^{\mu}, y_{\mu}), \tag{C.9}$$

where $\langle \cdot \rangle_\theta$ denotes the expectation with respect to θ according to the distribution $p_c(\theta; s_\theta, \hat{\theta}, y)$. The following relationship exists:

$$\partial_{\hat{\theta}} g_{\text{out}}(s_{\theta_\mu}, \hat{\theta}_\mu^\mu, y_\mu) = -\frac{\beta}{s_{\theta_\mu}} + \left\langle \left(\frac{\beta(\theta_\mu - \hat{\theta}_\mu^\mu)}{s_{\theta_\mu}} \right)^2 \right\rangle_{\theta_\mu} - g_{\text{out}}^2(s_{\theta_\mu}, \hat{\theta}_\mu^\mu, y_\mu) \quad (\text{C.10})$$

Using Eqs.(C.8)-(C.10) and ignoring $O(N^{-3/2})$ terms, we obtain

$$\begin{aligned} \tilde{\xi}_{\mu \rightarrow i}^{(t)}(x_i) &\propto 1 + \frac{F_{\mu i} x_i}{\sqrt{N}} g_{\text{out}}(s_{\theta_\mu}^{\setminus \mu, -i^{(t)}}, \hat{\theta}_\mu^{\setminus \mu, -i^{(t)}}, y_\mu) \\ &\quad + \frac{X_i^2 F_{\mu i}^2}{2N} \left\langle \frac{\beta^2 (\theta_\mu - \hat{\theta}_\mu^{\setminus \mu, -i^{(t)}})^2}{(s_{\theta_\mu}^{\setminus \mu, -i^{(t)}})^2} \right\rangle_{\theta_\mu} - \frac{\beta x_i^2}{2N s_{\theta_\mu}^{\setminus \mu, -i^{(t)}}} F_{\mu i}^2 \\ &= 1 + \frac{F_{\mu i} x_i}{\sqrt{N}} g_{\text{out}}(s_{\theta_\mu}^{\setminus \mu, -i^{(t)}}, \hat{\theta}_\mu^{\setminus \mu, -i^{(t)}}, y_\mu) \\ &\quad + \frac{F_{\mu i}^2 x_i^2}{2N} g_{\text{out}}^2(s_{\theta_\mu}^{\setminus \mu, -i^{(t)}}, \hat{\theta}_\mu^{\setminus \mu, -i^{(t)}}, y_\mu) + \frac{x_i^2 F_{\mu i}^2}{2N} \left\langle \frac{\beta^2 (\theta_\mu - \hat{\theta}_\mu^{\setminus \mu, -i^{(t)}})^2}{(s_{\theta_\mu}^{\setminus \mu, -i^{(t)}})^2} \right\rangle_{\theta_\mu} \\ &\quad - \frac{\beta x_i^2}{2N s_{\theta_\mu}^{\setminus \mu, -i^{(t)}}} F_{\mu i}^2 - \frac{F_{\mu i}^2 x_i^2}{2N} g_{\text{out}}^2(s_{\theta_\mu}^{\setminus \mu, -i^{(t)}}, \hat{\theta}_\mu^{\setminus \mu, -i^{(t)}}, y_\mu), \end{aligned} \quad (\text{C.11})$$

hence

$$\tilde{\xi}_{\mu \rightarrow i}^{(t)}(x_i) \propto \exp \left\{ -\frac{\beta x_i^2}{2N} A_{\mu \rightarrow i}^{(t)} + x_i \frac{\beta B_{\mu \rightarrow i}^{(t)}}{\sqrt{N}} \right\}, \quad (\text{C.12})$$

where

$$A_{\mu \rightarrow i}^{(t)} = -F_{\mu i}^2 \beta^{-1} \partial_{\hat{\theta}} g_{\text{out}}(s_{\theta_\mu}^{\setminus \mu, -i^{(t)}}, \hat{\theta}_\mu^{\setminus \mu, -i^{(t)}}, y_\mu) \quad (\text{C.13})$$

$$B_{\mu \rightarrow i}^{(t)} = F_{\mu i} \beta^{-1} g_{\text{out}}(s_{\theta_\mu}^{\setminus \mu, -i^{(t)}}, \hat{\theta}_\mu^{\setminus \mu, -i^{(t)}}, y_\mu). \quad (\text{C.14})$$

Eq. (C.12) is a Gaussian distribution whose mean $\tilde{x}_{\mu \rightarrow i}^{(t)}$ and the rescaled variance $\tilde{s}_{\mu \rightarrow i}^{(t)}$ are respectively given by

$$\tilde{x}_{\mu \rightarrow i}^{(t)} = \frac{\sqrt{N} B_{\mu \rightarrow i}^{(t)}}{A_{\mu \rightarrow i}^{(t)}}, \quad \tilde{s}_{\mu \rightarrow i}^{(t)} = \frac{N}{A_{\mu \rightarrow i}^{(t)}}. \quad (\text{C.15})$$

We immediately obtain the following expressions of the output messages using Gaussian approximation (C.12):

$$\xi_{i \rightarrow \mu}^{(t+1)}(x_i) \propto \phi^\beta(x_i) \exp \left\{ -\sum_{\nu \in M \setminus \mu} \frac{\beta}{2\tilde{s}_{\nu \rightarrow i}^{(t)}} (x_i^2 - 2x_i \tilde{x}_{\nu \rightarrow i}^{(t)}) \right\}. \quad (\text{C.16})$$

We define the following form of the distribution to express the output messages and marginal distribution in the unified form:

$$\mathcal{P}_\beta(x; \Sigma, m) = \frac{1}{Z} \phi^\beta(x) \exp \left\{ -\frac{\beta(x - m)^2}{2\Sigma} \right\}, \quad (\text{C.17})$$

where \mathcal{Z} represents the normalization constant, and denotes its mean and variance as $\mathbb{M}_\beta(\Sigma, m)$ and $\beta^{-1}\mathbb{V}_\beta(\Sigma, m)$, respectively. Transforming (C.16), the mean and rescaled variance of the output message, denoted by $\hat{x}_{i \rightarrow \nu}$ and $s_{i \rightarrow \nu}$, respectively, are given by

$$\hat{x}_{i \rightarrow \nu}^{(t+1)} = \mathbb{M}_\beta \left(\Sigma_{i \rightarrow \nu}^{(t)}, m_{i \rightarrow \nu}^{(t)} \right), \quad s_{i \rightarrow \nu}^{(t+1)} = \beta \mathbb{V}_\beta \left(\Sigma_{i \rightarrow \nu}^{(t)}, m_{i \rightarrow \nu}^{(t)} \right), \quad (\text{C.18})$$

where

$$\Sigma_{i \rightarrow \mu}^{(t)} = \frac{1}{\sum_{\nu \in M \setminus \mu} (\tilde{s}_{\nu \rightarrow i}^{(t)})^{-1}}, \quad m_{i \rightarrow \mu}^{(t)} = \frac{\sum_{\nu \in M \setminus \mu} (\tilde{s}_{\nu \rightarrow i}^{(t)})^{-1} \tilde{x}_{\nu \rightarrow i}^{(t)}}{\sum_{\nu \in M \setminus \mu} (\tilde{s}_{\nu \rightarrow i}^{(t)})^{-1}}. \quad (\text{C.19})$$

Similarly, marginal distributions at time t is given by

$$p_{\beta,i}^{(t)}(x_i) = \mathcal{P}_\beta(x_i; \Sigma_i^{(t)}, m_i^{(t)}), \quad (\text{C.20})$$

where

$$\Sigma_i^{(t)} = \frac{1}{\sum_{\nu=1}^M (\tilde{s}_{\nu \rightarrow i}^{(t)})^{-1}}, \quad m_i^{(t)} = \frac{\sum_{\nu=1}^M (\tilde{s}_{\nu \rightarrow i}^{(t)})^{-1} \tilde{x}_{\nu \rightarrow i}^{(t)}}{\sum_{\nu=1}^M (\tilde{s}_{\nu \rightarrow i}^{(t)})^{-1}}, \quad (\text{C.21})$$

and the estimate and rescaled variance is given by

$$\hat{x}_i^{(t)} = \mathbb{M}_\beta(\Sigma_i^{(t)}, m_i^{(t)}), \quad s_i^{(t)} = \beta \mathbb{V}_\beta(\Sigma_i^{(t)}, m_i^{(t)}) \quad (\text{C.22})$$

Appendix C.2. TAP form of GAMP

An iteration step of BP comprises the updating of $2MN$ messages following (C.13)-(C.15), (C.18), and (C.19) for $i = 1, \dots, N$ and $\mu = 1, \dots, M$. Computational cost per iteration is $O(M^2 \times N + M \times N^2)$, and therefore, the application of BP to large systems are not effective. However, BP equations can be rewritten in terms of $M + N$ messages instead of $2MN$ messages under the assumption that matrix \mathbf{F} is not sparse and all elements scale as $O(1)$. The BP with reduced messages are known as Thouless–Anderson–Palmer (TAP) equations [40] in the study of the statistical physics for spin glasses. The TAP form is equivalent to the BP equations at a sufficiently large N , and this is called the GAMP algorithm [38]. The TAP form results in a significant reduction of computational complexity to $O(MN)$ per iteration.

First, we ignore $\frac{1}{N} F_{\mu i}^2 s_{i \rightarrow \mu} \sim O(N^{-1})$ for a sufficiently large system; hence $s_{\theta_\mu}^{\setminus \mu, -i^{(t)}} = s_{\theta_\mu}^{\setminus \mu^{(t)}}$. Further, using the relationship

$$\hat{\theta}_\mu^{\setminus \mu^{(t)}} = \frac{1}{\sqrt{N}} \sum_{j=1}^N F_{\mu j} \hat{x}_{j \rightarrow \mu}^{(t)} = \hat{\theta}_\mu^{\setminus \mu, -i^{(t)}} + \frac{1}{\sqrt{N}} F_{\mu i} \hat{x}_{i \rightarrow \mu}^{(t)}, \quad (\text{C.23})$$

and applying Taylor expansion with respect to $O(N^{-1/2})$ terms, we obtain

$$\begin{aligned} g(s_{\theta_\mu}^{\setminus \mu, -i^{(t)}}, \hat{\theta}_\mu^{\setminus \mu, -i^{(t)}}, y_\mu) &= g_{\text{out}}(s_{\theta_\mu}^{\setminus \mu^{(t)}}, \hat{\theta}_\mu^{\setminus \mu^{(t)}}, y_\mu) \\ &\quad - \partial_{\hat{\theta}} g_{\text{out}}(s_{\theta_\mu}^{\setminus \mu^{(t)}}, \hat{\theta}_\mu^{\setminus \mu^{(t)}}, y_\mu) \frac{F_{\mu i} \hat{x}_{i \rightarrow \mu}^{(t)}}{\sqrt{N}} + O(N^{-1}). \end{aligned} \quad (\text{C.24})$$

For the sake of simplicity, we denote $(g_{\text{out}})_\mu = g_{\text{out}}(s_{\theta_\mu}^{\setminus \mu^{(t)}}, \hat{\theta}_\mu^{\setminus \mu^{(t)}}, y_\mu)$ and $(\partial_{\hat{\theta}} g_{\text{out}})_\mu = \partial_{\hat{\theta}} g_{\text{out}}(s_{\theta_\mu}^{\setminus \mu^{(t)}}, \hat{\theta}_\mu^{\setminus \mu^{(t)}}, y_\mu)$.

From (C.24), we obtain

$$\begin{aligned}\mathbb{M}(\Sigma_i^{(t)}, m_i^{(t)}) &= \mathbb{M}(\Sigma_{i \rightarrow \mu}^{(t)}, m_{i \rightarrow \mu}^{(t)}) \\ &+ \frac{\partial}{\partial \mu_{i \rightarrow \mu}^{(t)}} \mathbb{M}(\Sigma_{i \rightarrow \mu}^{(t)}, \mu_{i \rightarrow \mu}^{(t)}) \frac{1}{\sqrt{N}} \Sigma_{i \rightarrow \mu}^{(t)} B_{\mu \rightarrow i}^{(t)} + O(N^{-1}) \\ &= \mathbb{M}(\Sigma_{i \rightarrow \mu}^{(t)}, \mu_{i \rightarrow \mu}^{(t)}) + \beta \mathbb{V}(\Sigma_i^{(t)}, \mu_i^{(t)}) \frac{F_{\mu i}}{\sqrt{N}} \beta^{-1} (g_{\text{out}}^{(t)})_{\mu} + O(N^{-1}),\end{aligned}\tag{C.25}$$

where we use the relationship (4.13) and $\Sigma_i^{(t)} = \Sigma_{i \rightarrow \mu}^{(t)} + O(N^{-1})$. Immediately, we get

$$\hat{x}_{i \rightarrow \mu}^{(t+1)} = \hat{x}_i^{(t+1)} - \frac{1}{\sqrt{N}} s_i^{(t+1)} F_{\mu i} \beta^{-1} g_{\text{out}}(s_{\theta_{\mu}}^{\setminus \mu^{(t)}}, \hat{\theta}_{\mu}^{\setminus \mu^{(t)}}, y_{\mu}),\tag{C.26}$$

and $\hat{x}_i^{(t+1)}$ and $s_i^{(t+1)}$ are obtained from $\mathbb{M}_{\beta}(\Sigma_i^{(t)}, m_i^{(t)})$ and $\beta \mathbb{V}_{\beta}(\Sigma_i^{(t)}, m_i^{(t)})$ where

$$m_i^{(t)} = \Sigma_i^{(t)} \sum_{\mu \in \mathcal{G}(i)} \left\{ \frac{1}{\sqrt{N}} F_{\mu i} \beta^{-1} (g_{\text{out}}^{(t)})_{\mu} - \frac{1}{N} F_{\mu i}^2 \hat{x}_i^{(t)} \beta^{-1} (\partial_{\theta} g_{\text{out}}^{(t)})_{\mu} \right\}\tag{C.27}$$

$$\frac{1}{\Sigma_i^{(t)}} = -\frac{1}{N} \sum_{\nu \in \mathcal{G}(i)} F_{\mu i}^2 \beta^{-1} (\partial_{\theta} g_{\text{out}}^{(t)})_{\mu}.\tag{C.28}$$

Further, at a sufficiently large N , the relationship between the mean and variance of the parameter θ_{μ} in the μ -cavity and full system are presented by

$$\hat{\theta}_{\mu}^{\setminus \mu^{(t)}} = \hat{\theta}_{\mu}^{(t)} - \beta^{-1} (g_{\text{out}}^{(t-1)})_{\mu} s_{\theta_{\mu}}^{\setminus \mu^{(t)}}\tag{C.29}$$

$$s_{\theta_{\mu}}^{\setminus \mu^{(t)}} = s_{\theta_{\mu}}^{(t)} = \frac{1}{N} \sum_{j=1}^N F_{\mu j}^2 s_j^{(t)}.\tag{C.30}$$

Appendix D. Coordinate descent algorithm

Coordinate descent (CD) is an algorithm that can optimise each variable successively where other variables are fixed. The CD algorithm is efficient for penalised regression problems, and partially for non-convex optimization problems [48, 49].

Appendix D.1. Gaussian likelihood with penalty

We focus on the variable x_i and optimise it under the fixed variables $x_j = \hat{x}_j$ where $j \in \mathbf{N} \setminus i$. For Gaussian likelihood, we rewrite the function to be minimised as

$$\varphi = -\frac{1}{2} \sum_{\mu=1}^M \left\{ -2 \frac{y_{\mu}}{\sqrt{N}} F_{\mu i} x_i + \frac{1}{N} F_{\mu i}^2 x_i^2 + \frac{2}{\sqrt{N}} F_{\mu i} x_i \hat{\theta}_{\mu}^{-i} \right\} - h(x_i) + \text{const.},\tag{D.1}$$

where we set $\hat{\theta}_{\mu}^{-i} = \frac{1}{\sqrt{N}} \sum_{j \neq i} F_{\mu j} \hat{x}_j$. In the case of the elastic net penalty, the maximiser of (D.1) is given by

$$\hat{x}_i = \frac{b_i - \lambda_1 \text{sgn}(b_i)}{\frac{1}{N} \sum_{\mu=1}^M F_{\mu i}^2 + \lambda_2} \mathbb{I}(|b_i| > \lambda_1)\tag{D.2}$$

where

$$b_i = \frac{1}{\sqrt{N}} \sum_{\mu=1}^M (y_\mu - \hat{\theta}_\mu^{-i}) F_{\mu i}. \quad (\text{D.3})$$

One can obtain the estimate by repeating this procedure for $i \in \mathbf{N}$ sufficient time steps.

Appendix D.2. Coordinate descent for GLM

For general likelihood, the proximal-Newton iterative approach can be combined with the CD algorithm where the likelihood is repeatedly approximated by a quadratic function [50, 28]. We obtain the following by expanding the log-likelihood up to the second order around the estimate at step t , denoted by $\hat{\mathbf{x}}^{(t)}$:

$$\begin{aligned} \ln f(\mathbf{y}|\boldsymbol{\theta}(\mathbf{F}, \mathbf{x})) &\simeq \ln f(\mathbf{y}|\boldsymbol{\theta}(\mathbf{F}, \hat{\mathbf{x}}^{(t)})) + \sum_{i=1}^N \frac{\partial}{\partial x_i} \ln f(\mathbf{y}|\boldsymbol{\theta}(\mathbf{F}, \mathbf{x})) \Big|_{\mathbf{x}=\hat{\mathbf{x}}^{(t)}} (x_i - \hat{x}_i^{(t)}) \\ &\quad + \frac{1}{2} \sum_{ij} \frac{\partial^2}{\partial x_i \partial x_j} \ln f(\mathbf{y}|\boldsymbol{\theta}(\mathbf{x})) \Big|_{\mathbf{x}=\hat{\mathbf{x}}^{(t)}} (x_i - \hat{x}_i^{(t)}) (x_j - \hat{x}_j^{(t)}) \\ &= \ln f(\mathbf{y}|\boldsymbol{\theta}(\mathbf{F}, \hat{\mathbf{x}}^{(t)})) + \frac{1}{\sqrt{N}} \sum_{i=1}^N \sum_{\mu=1}^M F_{\mu i} (y_\mu - a'(\theta_\mu^{(t)})) (x_i - \hat{x}_i^{(t)}) \\ &\quad - \frac{1}{2N} \sum_{ij} \sum_{\mu=1}^M F_{\mu i} F_{\mu j} a''(\theta_\mu^{(t)}) (x_i - \hat{x}_i^{(t)}) (x_j - \hat{x}_j^{(t)}). \end{aligned} \quad (\text{D.4})$$

Hence, the penalized likelihood is approximated by

$$\begin{aligned} \tilde{\varphi}^{(t)}(\mathbf{x}) &= -\frac{1}{2} (\mathbf{x} - \hat{\mathbf{x}}^{(t)} - \mathbf{W}^{(t)-1} \mathbf{R}^{(t)})^\top \mathbf{W} (\mathbf{x} - \hat{\mathbf{x}}^{(t)} - \mathbf{W}^{(t)-1} \mathbf{R}^{(t)}) \\ &\quad - h(\mathbf{x}) + \text{const.}, \end{aligned} \quad (\text{D.5})$$

where

$$\mathbf{R}^{(t)} = \frac{1}{\sqrt{N}} \mathbf{F}^\top (\mathbf{y} - a'(\boldsymbol{\theta}(\hat{\mathbf{x}}^{(t)}))) \quad (\text{D.6})$$

$$\mathbf{W}^{(t)} = \frac{1}{N} \mathbf{F}^\top \mathbf{D}(\boldsymbol{\theta}(\hat{\mathbf{x}}^{(t)})) \mathbf{F}, \quad (\text{D.7})$$

and $\mathbf{D}(\boldsymbol{\theta}) \in \mathbb{R}^{M \times M}$ is the diagonal matrix whose (μ, μ) component corresponds to $a''(\theta_\mu(\hat{\mathbf{x}}^{(t)}))$. We solve (D.5) using the CD algorithm. When the penalty is ℓ_2 norm, the solution is given by

$$\hat{\mathbf{x}}^{(t+1)} = (\mathbf{W}^{(t)} + \lambda \mathbf{I}_N)^{-1} \mathbf{W}^{(t)} (\hat{\mathbf{x}}^{(t)} + \mathbf{W}^{(t)-1} \mathbf{R}^{(t)}). \quad (\text{D.8})$$

Appendix E. Replica method

Appendix E.1. Derivation of the saddle point equations for conjugate variables

From the extremization condition of the free energy density, we obtain saddle point equations as

$$\hat{\Theta} = -2\alpha \int D\zeta D\nu \frac{\partial}{\partial Q} \hat{f}_\xi^{(\text{RS})^*}(\nu, \zeta) \quad (\text{E.1})$$

$$\hat{\chi} = 2\alpha \int D\zeta D\nu \frac{\partial}{\partial \chi} \hat{f}_{\xi}^{(\text{RS})*}(\nu, \zeta) \quad (\text{E.2})$$

$$\hat{\mu} = \alpha \int D\zeta D\nu \frac{\partial}{\partial m} \hat{f}_{\xi}^{(\text{RS})*}(\nu, \zeta), \quad (\text{E.3})$$

where

$$\begin{aligned} \hat{f}_{\xi}^{(\text{RS})*}(\nu, \zeta) = & -\frac{1}{2\chi} \left(u^*(\nu, \zeta) - \frac{m\nu + \sqrt{Q\sigma_T^2 - m^2}\zeta}{\sigma_T} \right)^2 \\ & + \ln f(\mathcal{G}(\sigma_T\nu) | u^*(\nu, \zeta)) \end{aligned} \quad (\text{E.4})$$

and in case of GLM, $u^*(\nu, \zeta)$ satisfies

$$\frac{u^*(\nu, \zeta) - (m\nu + \sqrt{Q\sigma_T^2 - m^2}\zeta)\sigma_T^{-1}}{\chi} = \mathcal{G}(\sigma_T\nu) - a'(u^*(\nu, \zeta)). \quad (\text{E.5})$$

For the derivation of the saddle point equations, it is convenient to derive the expression of $\partial u^*(\nu, \zeta)/\partial \zeta$ and $\partial u^*(\nu, \zeta)/\partial \nu$. From (E.5), $\partial u^*(\nu, \zeta)/\partial \zeta$ satisfies

$$\frac{1}{\chi} \left(\frac{\partial u^*(\nu, \zeta)}{\partial \zeta} - \sqrt{\frac{Q\sigma_T^2 - m^2}{\sigma_T^2}} \right) = -\frac{\partial u^*(\nu, \zeta)}{\partial \zeta} a''(u^*(\nu, \zeta)). \quad (\text{E.6})$$

Solving this, we obtain

$$\frac{\partial u^*(\nu, \zeta)}{\partial \zeta} = \sqrt{\frac{Q\sigma_T^2 - m^2}{\sigma_T^2}} \frac{1}{1 + \chi a''(u^*(\nu, \zeta))}. \quad (\text{E.7})$$

Similarly, $\partial u^*(\nu, \zeta)/\partial \nu$ satisfies

$$\frac{1}{\chi} \left(\frac{\partial u^*(\nu, \zeta)}{\partial \nu} - \frac{m}{\sigma_T} \right) = \frac{\partial \mathcal{G}(\sigma_T\nu, \varepsilon)}{\partial \nu} - \frac{\partial u^*(\nu, \zeta)}{\partial \nu} a''(u^*(\nu, \zeta)), \quad (\text{E.8})$$

and solving this, we obtain

$$\frac{\partial u^*(\nu, \zeta)}{\partial \nu} = \frac{1}{1 + \chi a''(u^*(\nu, \zeta))} \left(\chi \frac{\partial \mathcal{G}(\sigma_T\nu, \varepsilon)}{\partial \nu} + \frac{m}{\sigma_T} \right). \quad (\text{E.9})$$

Applying (E.7) to the saddle point equation of $\hat{\Theta}$,

$$\begin{aligned} & \int D\zeta \frac{\partial}{\partial Q} \hat{f}_{\xi}^{(\text{RS})*}(\nu, \zeta) \\ &= \int D\zeta \frac{\zeta \sigma_T}{2\chi \sqrt{Q\sigma_T^2 - m^2}} \left(u^*(\nu, \zeta) - \frac{m\nu + \sqrt{Q\sigma_T^2 - m^2}\zeta}{\sigma_T} \right) \\ &= \frac{\sigma_T}{2\chi \sqrt{Q\sigma_T^2 - m^2}} \int D\zeta \left(\frac{\partial u^*(\nu, \zeta)}{\partial \zeta} - \frac{\sqrt{Q\sigma_T^2 - m^2}}{\sigma_T} \right) \\ &= \frac{1}{2\chi} \int D\zeta \left(\frac{1}{1 + \chi a''(u^*(\nu, \zeta))} - 1 \right), \end{aligned} \quad (\text{E.10})$$

hence we obtain

$$\hat{\Theta} = \alpha \int D\zeta D\nu \frac{a''(u^*(\nu, \zeta))}{1 + \chi a''(u^*(\nu, \zeta))}. \quad (\text{E.11})$$

Next, for the saddle point equation of $\hat{\chi}$,

$$\frac{\partial}{\partial \chi} \hat{f}_{\xi}^{(\text{RS})*}(\nu, \zeta) = \frac{1}{\chi^2} \left(u^*(\nu, \zeta) - \frac{m\nu + \sqrt{Q\sigma_T^2 - m^2}\zeta}{\sigma_T} \right)^2, \quad (\text{E.12})$$

and using (E.5), we obtain

$$\hat{\chi} = \alpha \int D\zeta D\nu (\mathcal{G}(\sigma_T \nu) - a'(u^*(\nu, \zeta)))^2. \quad (\text{E.13})$$

For the saddle point equation of $\hat{\mu}$, we obtain

$$\begin{aligned} & \int D\zeta D\nu \frac{\partial}{\partial m} \hat{f}_{\xi}^{(\text{RS})*}(\nu, \zeta) \\ &= \frac{1}{\chi \sigma_T} \int D\zeta D\nu \left(\nu - \frac{m\zeta}{\sqrt{Q\sigma_T^2 - m^2}} \right) \left(u^* - \frac{m\nu + \sqrt{Q\sigma_T^2 - m^2}\zeta}{\sigma_T} \right) \\ &= \frac{1}{\chi \sigma_x} \int D\zeta D\nu \left\{ \frac{\partial u^*(\nu, \zeta)}{\partial \nu} - \frac{m}{\sigma_T} \right. \\ & \quad \left. - \frac{m}{\sqrt{Q\sigma_T^2 - m^2}} \left(\frac{\partial u^*(\nu, \zeta)}{\partial \zeta} - \frac{\sqrt{Q\sigma_T^2 - m^2}}{\sigma_T} \right) \right\}, \end{aligned} \quad (\text{E.14})$$

and substituting (E.7) and (E.9) into (E.14), the following equation is obtained

$$\hat{\mu} = \alpha \int D\zeta D\nu \frac{1}{1 + \chi a''(u^*(\nu, \zeta))} \frac{\partial \mathcal{G}(\sigma_T \nu)}{\partial (\sigma_T \nu)}. \quad (\text{E.15})$$

Appendix E.2. Simplified calculation for Gaussian noise

When the likelihood under consideration is the Gaussian distribution, the calculation can be simplified. We define

$$u_{\mu}^{(a)} = \frac{1}{\sqrt{N}} \sum_{i=1}^N F_{\mu i} (x_i^{(0)} - x_i^{(a)}) + \varepsilon_{\mu} \quad (\text{E.16})$$

for $\mu \in \mathbf{M}$ and $a = 1, \dots, n$. These variables satisfy

$$\mathbb{E}_{\mathbf{y}|q^{(ab)}} [u_{\mu}^{(a)} u_{\mu}^{(b)}] = q^{(ab)} - m^{(a)} - m^{(b)} + \sigma_T^2 \quad (\text{E.17})$$

under the subshell, hence their joint distribution is given by

$$P_{\mathbf{u}}(\tilde{\mathbf{u}}|\mathcal{V}) = \frac{1}{\sqrt{(2\pi)^n |\mathcal{V}|}} \exp \left(-\frac{1}{2} \tilde{\mathbf{u}} \mathcal{V}^{-1} \tilde{\mathbf{u}}^{\top} \right). \quad (\text{E.18})$$

Combining with the likelihood, we obtain

$$\Phi_{\beta}^{(E)}(n) = -\frac{1}{2} \ln |\mathbf{I}_n + \beta \mathcal{V}|. \quad (\text{E.19})$$

Under the RS assumption, the diagonal components and offdiagonal components of \mathcal{V} , denoted by \mathcal{V}_{d} and \mathcal{V}_{nd} , respectively, are given by

$$\mathcal{V}_{\text{d}} = Q - 2m + \sigma_T^2 \quad (\text{E.20})$$

$$\mathcal{V}_{\text{nd}} = q - 2m + \sigma_T^2. \quad (\text{E.21})$$

Calculating the matrix determinant, we obtain

$$\Psi_\beta^{(E)}(n) = -\frac{\alpha}{2} \left[\ln \left\{ 1 + \frac{n\beta(q - 2m + \sigma_T^2)}{1 + \beta(Q - q)} \right\} + n \ln \{1 + \beta(Q - q)\} \right] \quad (\text{E.22})$$

Taking $n \rightarrow 0$ limit and $\beta \rightarrow \infty$ limit, the free energy density for the Gaussian likelihood is derived as

$$\Psi = -\hat{\mu}m + \frac{\hat{\Theta}Q - \hat{\chi}\chi}{2} - \frac{\alpha(Q - 2m + \sigma_T^2)}{2(1 + \chi)} + \frac{\hat{\chi} + \hat{\mu}^2\sigma_x^2}{2(\hat{\Theta} + \lambda)}. \quad (\text{E.23})$$

Appendix E.3. 1RSB assumption and AT instability

The local stability of the RS solution against a symmetry breaking perturbation is examined by constructing the one-step replica symmetry breaking (1RSB) solution. We introduce the 1RSB assumption with respect to the saddle point as

$$(q^{(ab)}, \hat{q}^{(ab)}) = \begin{cases} \left(Q, -\frac{\hat{Q}}{2} \right) & \text{if } a = b \\ (q_1, \hat{q}_1) & \text{if } a \neq b, B(a) = B(b) \\ (q_0, \hat{q}_0) & \text{if } B(a) \neq B(b) \end{cases}, \quad (\text{E.24})$$

$$(m^{(a)}, \hat{m}^{(a)}) = (m, \hat{m}) \text{ for any } a, \quad (\text{E.25})$$

where n replicas are separated into n/ℓ blocks that contain ℓ replicas. The index of the block that includes the a -th replica is denoted by $B(a)$. For the integral of θ under the 1RSB assumption, we set

$$\theta^{(a)} = \sqrt{Q - q_1}w^{(a)} + \sqrt{\Delta_q}z_1^{(B(a))} + \sqrt{q_0}z_0 \quad (\text{E.26})$$

$$\theta^{(0)} = \sqrt{\sigma_T^2 - \frac{m^2}{q_0}}v + \frac{m}{\sqrt{q_0}}z_0, \quad (\text{E.27})$$

where $w^{(a)}$ ($a \in \mathbf{n}$), $z_1^{(B)}$ ($B \in \{1, \dots, n/\ell\}$), v , and z_0 are the independent Gaussian random variables with mean 0 and variance 1. Utilizing these expressions, we obtain

$$\Psi_\beta^{(C, 1\text{RSB})} = -\hat{m}m + \frac{\hat{Q}Q + \hat{q}_1q_1}{2} - \frac{\ell(\hat{q}_1q_1 - \hat{q}_0q_0)}{2} \quad (\text{E.28})$$

$$\Psi_\beta^{(E, 1\text{RSB})} = \frac{1}{\ell} \int Dz_0 Dv \ln \hat{\xi}_\beta^{(\text{RSB})}(v, z_0) \quad (\text{E.29})$$

$$\Psi_\beta^{(S, 1\text{RSB})} = \frac{1}{\ell} \int Dz_0 dx^{(0)} \phi^{(0)}(x^{(0)}) \ln \xi_\beta^{(\text{RSB})}(z_0, x^{(0)}), \quad (\text{E.30})$$

where we set

$$\hat{\xi}_\beta^{(\text{RSB})}(v, z_0) \quad (\text{E.31})$$

$$\begin{aligned} &= \int Dz_1 \left\{ \int Dw f^\beta \left(\mathcal{G} \left(\sqrt{\sigma_T^2 - \frac{m^2}{q_0}}v + \frac{m}{\sqrt{q_0}}z \right) \middle| \sqrt{Q - q_1}w + \sqrt{\Delta_q}z_1 + \sqrt{q_0}z_0 \right) \right\}^\ell \\ &\xi_\beta^{(\text{RSB})}(z_0, x^{(0)}) \quad (\text{E.32}) \\ &= \int Dz_1 \left\{ \int dx \phi^\beta(x) \exp \left(-\frac{\hat{Q} + \hat{q}_1}{2}x^2 + (\sqrt{\hat{q}_1 - \hat{q}_0}z_1 + \sqrt{\hat{q}_0}z_0 + \hat{m}x^{(0)})x \right) \right\}^\ell. \end{aligned}$$

We introduce the variable $u = \sqrt{Q - q_1}w + \sqrt{q_1 - q_0}z_1 + \sqrt{q_0}z_0$, and hence $w = (u - \sqrt{q_1 - q_0}z_1 - \sqrt{q_0}z_0)/\sqrt{Q - q_1}$. Further, we apply following transformation from (v, z) to (ν, ζ) that keeps $dvdz = d\nu d\zeta$ as

$$\sqrt{\sigma_T^2 - \frac{m^2}{q_0}}v + \frac{m}{\sqrt{q_0}}z = \sigma_T\nu \quad (\text{E.33})$$

$$-\frac{m}{\sqrt{q_0}}v + \sqrt{\sigma_T^2 - \frac{m^2}{q_0}}z = \sigma_T\zeta, \quad (\text{E.34})$$

hence $\sqrt{q_0}z = (m\nu + \sqrt{q_0\sigma_T^2 - m^2}\zeta)\sigma_T^{-1}$. At $\beta \rightarrow \infty$, the variables scale as $\beta(Q - q_1) = \chi$, $\beta\hat{\Theta} = \hat{Q} + \hat{q}_1$, $\beta^2\hat{\chi}_1 = \hat{q}_1$, $\beta^2\hat{\chi}_0 = \hat{q}_0$, $\beta\hat{\mu} = \hat{m}$, and $\tilde{\ell} = \beta\ell$. With these scaled variables, we obtain

$$\hat{\xi}_\beta^{(\text{RSB})}(\nu, \zeta) = \int Dz_1 \exp\left(\tilde{\ell}\hat{f}_\xi^{(\text{RSB})*}(z_1, \nu, \zeta)\right), \quad (\text{E.35})$$

where we set $\Delta_q = q_1 - q_0$, $\hat{f}_\xi^{(\text{RSB})*}(z_1, \nu, \zeta) = \hat{f}_\xi^{(\text{RSB})}(u_{\text{RSB}}^*; z_1, \nu, \zeta)$ with

$$\hat{f}_\xi^{(\text{RSB})}(u; z_1, \nu, \zeta) = \frac{-(u - \sqrt{\Delta_q}z_1 - (m\nu + \sqrt{q_0\sigma_T^2 - m^2}\zeta)\sigma_T^{-1})^2}{2\chi} + \ln f(\mathcal{G}(\sigma_T\nu) | u). \quad (\text{E.36})$$

$$u_{\text{RSB}}^*(z_1, \nu, \zeta) = \underset{u}{\operatorname{argmax}} \hat{f}_\xi^{(\text{RSB})}(u; z_1, \nu, \zeta). \quad (\text{E.37})$$

In case of GLM, u_{RSB}^* satisfies

$$\frac{u_{\text{RSB}}^* - \sqrt{\Delta_q}z_1 - (m\nu + \sqrt{q_0\sigma_T^2 - m^2}\zeta)\sigma_T^{-1}}{\chi} = \mathcal{G}(\sigma_T\nu) - a'(u_{\text{RSB}}^*). \quad (\text{E.38})$$

Next, by applying the saddle point method to ξ_β^{RSB} , we obtain

$$\xi_\beta^{(\text{RSB})}(z_0, x^{(0)}) = \int Dz_1 \exp\left(\tilde{\ell}\hat{f}_\xi^{(\text{RSB})*}(z_1, z_0, x^{(0)})\right), \quad (\text{E.39})$$

where we set $\hat{\Delta}_q = \hat{q}_1 - \hat{q}_0$, and $\hat{f}_\xi^*(z_1, z_0, x^{(0)}) = \hat{f}_\xi^{(\text{RSB})}(x_{\text{RSB}}^*; z_1, z_0, x^{(0)})$ with

$$\hat{f}_\xi^{(\text{RSB})}(x; z_1, z_0, x^{(0)}) = -\frac{\hat{\Theta}}{2}x^2 + (\sqrt{\hat{\Delta}_q}z_1 + \sqrt{\hat{\chi}_0}z + \hat{\mu}x^{(0)})x + \ln \phi(x) \quad (\text{E.40})$$

$$x_{\text{RSB}}^*(z_1, z_0, x^{(0)}) = \underset{x}{\operatorname{argmax}} \hat{f}_\xi^{(\text{RSB})}(x; z_1, z_0, x^{(0)}). \quad (\text{E.41})$$

In summary, the free energy density under the 1RSB assumption is given by

$$\begin{aligned} \Psi^{(1\text{RSB})} = & \operatorname{extr}_{\Omega, \hat{\Omega}} \left[\hat{\mu}m - \frac{\hat{\Theta}Q - \hat{\chi}_1\chi}{2} + \frac{\tilde{\ell}(\hat{\chi}_1Q - \hat{\chi}_0q_0)}{2} \right. \\ & - \frac{1}{\tilde{\ell}} \int dx^{(0)} \phi^{(0)}(x^{(0)}) Dz_0 \ln \xi_\beta^{(\text{RSB})}(z_0, x^{(0)}) \\ & \left. - \frac{\alpha}{\tilde{\ell}} \int D\nu D\zeta \ln \hat{\xi}_\beta^{(\text{RSB})}(\nu, \zeta) \right], \end{aligned} \quad (\text{E.42})$$

where $\Omega = \{Q, \chi, q_0, m\}$ and $\hat{\Omega} = \{\hat{\Theta}, \hat{\chi}_1, \hat{\chi}_0, \hat{\mu}\}$. The saddle point equations are derived as

$$Q = \int dx^{(0)} \phi^{(0)} D z_0 \langle x_{\text{RSB}}^* \rangle_{\text{RSB}}^2 \quad (\text{E.43})$$

$$\chi = \frac{1}{\sqrt{\hat{\Delta}_q}} \int dx^{(0)} \phi^{(0)} D z_0 \left\langle \frac{\partial x_{\text{RSB}}^*}{\partial z_1} \right\rangle_{\text{RSB}} \quad (\text{E.44})$$

$$q_0 = \int D z_0 dx^{(0)} \phi^{(0)} (x^{(0)}) \langle x_{\text{RSB}}^* \rangle_{\text{RSB}}^2 \quad (\text{E.45})$$

$$m = \int D z_0 dx^{(0)} \phi^{(0)} (x^{(0)}) x^{(0)} \langle x_{\text{RSB}}^* \rangle_{\text{RSB}} \quad (\text{E.46})$$

$$\hat{\Theta} = \alpha \int D \nu D \zeta \left\langle \frac{a''(u_{\text{RSB}}^*)}{1 + \chi a''(u_{\text{RSB}}^*)} \right\rangle_{\widehat{\text{RSB}}} \quad (\text{E.47})$$

$$\hat{\chi}_1 = \alpha \int D \nu D \zeta \left\langle (\mathcal{G}(\sigma_T \nu) - a'(u_{\text{RSB}}^*))^2 \right\rangle_{\widehat{\text{RSB}}} \quad (\text{E.48})$$

$$\hat{\chi}_0 = \alpha \int D \nu D \zeta \langle \mathcal{G}(\sigma_T \nu) - a'(u_{\text{RSB}}^*) \rangle_{\widehat{\text{RSB}}}^2 \quad (\text{E.49})$$

$$\hat{\mu} = \alpha \int D \nu D \zeta \frac{\partial \mathcal{G}(\sigma_T \nu)}{\partial (\sigma_T \nu)} \left\langle \frac{1}{1 + \chi a''(u_{\text{RSB}}^*)} \right\rangle_{\widehat{\text{RSB}}}, \quad (\text{E.50})$$

where we define

$$\langle \varphi(z_1) \rangle_{\text{RSB}} = \frac{\int D z_1 \varphi(z_1) \exp(\tilde{\ell} f_{\xi}^{(\text{RSB})*})}{\int D z_1 \exp(\tilde{\ell} f_{\xi}^{(\text{RSB})*})} \quad (\text{E.51})$$

$$\langle \varphi(z_1) \rangle_{\widehat{\text{RSB}}} = \frac{\int D z_1 \varphi(z_1) \exp(\tilde{\ell} \hat{f}_{\xi}^{(\text{RSB})*})}{\int D z_1 \exp(\tilde{\ell} \hat{f}_{\xi}^{(\text{RSB})*})}. \quad (\text{E.52})$$

When $\Delta_q = \hat{\Delta}_q = 0$, the 1RSB solution is reduced to the RS solution. Hence, the stability of the RS solution is examined by the stability analysis of the 1RSB solution of $\Delta_q = \hat{\Delta}_q = 0$. We apply Taylor expansion to them by assuming that they are sufficiently small.

For the expansion of Δ_q around $\hat{\Delta}_q = 0$ and that of $\hat{\Delta}_q$ around Δ_q , x_{RSB}^* and u_{RSB}^* for finite β are useful. We denote them as

$$\langle x \rangle = \frac{\int dx x \exp(-\beta f_{\xi}^{(\text{RSB})}(x; z_1, z_0, x^{(0)}))}{\int dx \exp(-\beta f_{\xi}^{(\text{RSB})}(x; z_1, z_0, x^{(0)}))} \quad (\text{E.53})$$

$$\langle u \rangle = \frac{\int du u \exp(-\beta \hat{f}_{\xi}^{(\text{RSB})}(u; z_1, \nu, \zeta))}{\int du \exp(-\beta \hat{f}_{\xi}^{(\text{RSB})}(u; z_1, \nu, \zeta))}, \quad (\text{E.54})$$

respectively. Using eqs. (E.53) and (E.54), we obtain

$$\Delta_q = \int D z dx^{(0)} \phi^{(0)} (x^{(0)}) \beta^2 (\langle x^2 \rangle - \langle x \rangle^2)^2 \hat{\Delta}_q \quad (\text{E.55})$$

$$\hat{\Delta}_q = \alpha \int D \nu D \zeta \beta^2 (\langle (\mathcal{G}(\sigma_T \nu) - a'(u))^2 \rangle - \langle \mathcal{G}(\sigma_T \nu) - a'(u) \rangle^2) \Delta_q \quad (\text{E.56})$$

These expression corresponds to

$$\Delta_q = \int Dzd x^{(0)} \phi^{(0)}(x^{(0)}) \left(\frac{\partial x_{\text{RSB}}^*}{\partial \sqrt{\hat{\chi}_0} z} \right)^2 \hat{\Delta}_q \quad (\text{E.57})$$

$$\hat{\Delta}_q = \alpha \int D\nu D\zeta \left(\frac{\partial}{\partial \sqrt{q_0 - \frac{m^2}{\sigma_T^2} \zeta}} (\mathcal{G}(\sigma_T \nu) - a'(u_{\text{RSB}}^*)) \right)^2 \Delta_q, \quad (\text{E.58})$$

hence the instability condition of $\Delta_q = \hat{\Delta}_q = 0$ is given by (6.64).

References

- [1] Taddy M 2019 *The Economics of Artificial Intelligence: An Agenda* (University of Chicago Press) chap The Technological Elements of Artificial Intelligence, pp 61–87
- [2] The Event Horizon Telescope Collaboration et al, 2019 *The Astrophysical Journal Letters* **875** L1
- [3] Best M and Neuhauser D 2006 *Qual Saf Health Care* **15** 142–143
- [4] Akaike H 1973 Information theory and an extension of the maximum likelihood principle *Second International Symposium on Information Theory* (Akademiai Kiado, Budapest) pp 267–281
- [5] Stone M 1974 *Journal of the Royal Statistical Society, Series B* **36** 111–147
- [6] Amari S 2016 *Information Geometry and Its Applications* (Springer)
- [7] Hastie T, Montanari A, Rosset S and Tibshirani R J Surprises in high-dimensional ridgeless least squares arXiv:1903.08560
- [8] Hochreiter S and Schmidhuber J 1997 *Neural Computation* **9** 1–42
- [9] Thomas V, Pedregosa F, van Merriënboer B, Mangazol P A, Bengio Y and Le Roux N 2020 On the interplay between noise and curvature and its effect on optimization and generalization *International Conference on Artificial Intelligence and Statistics* (PMLR) pp 3503–3513
- [10] Ruján P 1993 *Phys. Rev. Lett.* **70** 2968–2971
- [11] Iba Y 1999 *Journal of Physics A: Mathematical and General* **32** 3875
- [12] Nishimori H 2001 *Statistical physics of spin glasses and information processing: an introduction* 111 (Clarendon Press)
- [13] Kabashima Y, Wadayama T and Tanaka T 2009 *Journal of Statistical Mechanics: Theory and Experiment* **2009** L09003
- [14] Krzakala F, Mézard M, Sausset F, Sun Y and Zdeborová L 2012 *Journal of Statistical Mechanics: Theory and Experiment* **2012** P08009
- [15] Hastie T, Tibshirani R and Friedman J 2009 *The Elements of Statistical Learning* (Springer Science & Business Media)
- [16] Efron B 2004 *J. Amer. Statist. Assoc.* **99** 619–632
- [17] Mallows C 1973 *Technometrics* 661–675
- [18] Watanabe S 2009 *Algebraic geometry and statistical learning theory* 25 (Cambridge university press)
- [19] Konishi S and Kitagawa G 2008 *Information Criteria and Statistical Modeling* (Springer)
- [20] Watanabe S 2021 *Jpn J Stat Data Sci* **4** 1–19
- [21] Goodd I J and Gaskins R A 1971 *Biometrika* **58** 255–277
- [22] Hoaglin D C and Welsch R E 1978 *The American Statistician* **32** 17–22
- [23] Stone M 1977 *Journal of the Royal Statistical Society, Series B* **39** 44–47
- [24] Hastie T and Tibshirani R 1990 *Generalized Adaptive Models* (Chapman and Hall (London))
- [25] Stein C 1981 *Annal. Stat.* **9** 1135–1151
- [26] Ye J 1998 *Journal of the American Statistical Association* **93** 120–131
- [27] Zou H, Hastie T and Tibshirani R 2007 *Annal. Stat.* **35** 2173–2192

- [28] Hastie T, Tibshirani R and Wainwright M 2015 *Statistical Learning with Sparsity: The Lasso and Generalizations* (Chapman & Hall/CRC)
- [29] Sakata A 2016 *J. Stat. Mech.* **2016** 123302
- [30] Watanabe S 2010 *Journal of Machine Learning Research* **11** 3571–3594
- [31] Iba Y and Yano K Posterior covariance information criterion for arbitrary loss functions arXiv:2206.05887
- [32] Rangan S 2011 Generalized approximate message passing for estimation with random linear mixing *Information Theory Proceedings (ISIT), 2011 IEEE International Symposium on* (IEEE) pp 2168–2172
- [33] Sakata A 2018 *J. Stat. Mech.* **2018** 063404
- [34] Pearl J 1988 *Probabilistic Reasoning in Intelligent Systems: Networks of Plausible Inference* (Morgan Kaufmann)
- [35] Koller D and Friedman N 2009 *Probabilistic Graphical Models: Principles and Techniques* (The MIT Press)
- [36] Richardson T J and Urbanke R L 2001 *IEEE Transactions on Information Theory* **47** 599–618
- [37] Kabashima Y 2003 *J. Phys. A: Math. Gen.* **36** 11111–11121
- [38] Donoho D L, Maleki A and Montanari A 2009 *Proc. Natl. Acad. Sci. U.S.A* **106** 18914–18919
- [39] Mézard M, Parisi G and Virasoro M 1987 *Spin glass theory and beyond: An Introduction to the Replica Method and Its Applications* (World Scientific Publishing Co Inc)
- [40] Thouless D J, Anderson P W and Palmer R G 1977 *Philosophical Magazine* **35** 593–601
- [41] Mezard M and Montanari A 2009 *Information, physics, and computation* (Oxford University Press)
- [42] Gerbelot C, Abbara A and Krzakala F 2020 Asymptotic errors for high-dimensional convex penalized linear regression beyond gaussian matrices *Proceedings of Machine Learning Research* (PMLR) pp 1682–1713
- [43] Kabashima Y, Krzakala F, Mézard M, Sakata A and Zdeborová L 2016 *IEEE Transactions on Information Theory* **62** 4228–4265
- [44] Oppor M and Winther O 2655–2684 *Neural Computation* **12** 2000
- [45] Murphy K, Weiss Y and Jordan M I Loopy belief propagation for approximate inference: An empirical study arXiv:1301.6725
- [46] De Almeida J and Thouless D J 1978 *Journal of Physics A: Mathematical and General* **11** 983
- [47] Obuchi T and Kabashima Y 2016 *Journal of Statistical Mechanics: Theory and Experiment* **2016** 053304 URL <https://doi.org/10.1088/1742-5468/2016/05/053304>
- [48] Breheny P and Huang J 2011 *The annals of applied statistics* **5** 232
- [49] Sakata A and Xu Y 2018 *J. Stat. Mech.* **2018** 033404
- [50] Lee J D, Sun Y and Saunders M A 2014 *SIAM Journal on Optimization* **24** 1420–1443