

Online Bipartite Matching with Advice: Tight Robustness-Consistency Tradeoffs for the Two-Stage Model

Billy Jin

School of Operations Research and Information Engineering, Cornell University, bzj3@cornell.edu

Will Ma

Graduate School of Business, Columbia University, wm2428@gsb.columbia.edu

We study the two-stage vertex-weighted online bipartite matching problem of Feng, Niazadeh, and Saberi (SODA '21) in a setting where the algorithm has access to a suggested matching that is recommended in the first stage. We evaluate an algorithm by its robustness R , which is its performance relative to that of the optimal offline matching, and its consistency C , which is its performance when the advice or the prediction given is correct. We characterize for this problem the Pareto-efficient frontier between robustness and consistency, which is rare in the literature on advice-augmented algorithms, yet necessary for quantifying such an algorithm to be optimal. Specifically, we propose an algorithm that is R -robust and C -consistent for any (R, C) with $0 \leq R \leq \frac{3}{4}$ and $\sqrt{1-R} + \sqrt{1-C} = 1$, and prove that no other algorithm can achieve a better tradeoff.

1. Introduction

Online bipartite matching is a fundamental model used to assign incoming requests to servers, incoming workers to jobs, incoming impressions to online advertisers, etc. Traditionally, it has been studied in either the *adversarial* setting, where nothing is assumed about the future; or the *stochastic* setting, where future arrivals are assumed to follow a distributional model. However, algorithms for the former tend to be overly conservative in their decisions; whereas algorithms for the latter can perform terribly when the assumed model is wrong. Therefore, a recently budding literature has studied *advice-augmented* online algorithms, which use a machine-learned prediction to refine their decisions, but do not perform as terribly when the prediction is wrong.

In many problems including online matching, there is an inherent tradeoff between an algorithm's performance when the prediction is correct, called its *consistency*, and the algorithm's performance under the worst-case future, called its *robustness*. This is because a high consistency can only be achieved by optimizing as if the predicted future was correct, resulting in a decision that can

be terrible in the worst case. Conversely, a high robustness requires hedging against all possible futures, which does not sufficiently prioritize the one predicted to come true.

In this paper we characterize a *tight* robustness-consistency tradeoff for online bipartite matching, by adding advice to the model of Feng et al. (2021) where the online vertices arrive in two stages (but many online vertices can arrive simultaneously). That is, we derive a continuum of algorithms for two-stage online bipartite matching that define the *Pareto-efficient frontier* of the tradeoff between performance when a prediction is right vs. performance when it is wrong. To our knowledge, Pareto-efficiency results are rare in the literature on advice-augmented online algorithms, especially when it comes to online matching (as we review in Subsection 1.3); yet, they are necessary for quantifying an advice-augmented online algorithm to be optimal. We now concretely explain the model, our algorithm, and the Pareto-efficient frontier it achieves between robustness and consistency.

1.1. Model and Results

We study the two-stage version of the maximum vertex-weighted bipartite matching problem (see Subsection 1.2 for other variants). In this problem, there is an underlying bipartite graph $G = (D, S, E)$, where D stands for “demand” and S stands for “supply”. The vertices in S are weighted and *offline* (i.e. known in advance), while the vertices in D arrive *online* in two batches D_1 and D_2 . After the vertices in each batch arrive, all their incident edges to S are revealed, and the algorithm chooses a matching in the resulting subgraph. (In particular, note that the first time the algorithm needs to make a decision is after the entire batch D_1 has arrived.) The algorithm’s choices are irrevocable, and the goal of the problem is to maximize the total weight of the matched offline vertices after both batches have arrived. Observe that the optimal second-stage decision is clearly to select the max-weight matching subject to the matching already chosen in the first stage; therefore the complexity of the problem boils down to finding a good first-stage matching.

In the advice-augmented model we introduce, the algorithm receives a *suggested matching* A to make after the edges incident to the first-stage vertices D_1 have been revealed. Our model allows for an arbitrary advice A , although typically A would be the matching that, for a given (probabilistic) prediction of D_2 and its incident edges, maximizes the (expected) total weight matched after both stages have arrived. (There is a different line of work (see Boyar et al. (2017)) that assumes access to an oracle that gives perfect advice and studies the minimum number of queries needed to obtain a given guarantee.)

We define consistency based on this suggested matching, and explain later how it reduces to the standard notion of consistency based on prediction error (see Subsection 1.2). That is, we define an algorithm’s *consistency* as how well it performs relative to the best matching that could have been obtained by *exactly* following the advice in the first stage. Meanwhile, we define an algorithm’s

robustness using the standard notion of *competitive ratio*, which is the algorithm’s performance relative to the optimal maximum-weight matching in hindsight. We then say that an algorithm is C -consistent and R -robust, respectively, if its consistency is at least C and robustness is at least R for *all* possible graphs G and suggested matchings A . Formally, this requires

$$\inf_{G,A} \frac{\text{ALG}(G,A)}{\text{ADVISE}(G,A)} \geq C \quad \text{and} \quad \inf_{G,A} \frac{\text{ALG}(G,A)}{\text{OPT}(G)} \geq R, \quad (1)$$

where following the earlier descriptions, $\text{ALG}(G,A)$ is the algorithm’s expected performance when given advice A and the graph ends up being G , $\text{ADVISE}(G,A)$ is the performance from following advice A exactly on graph G , and $\text{OPT}(G)$ is the maximum-weight matching in graph G . Note that since $\text{ADVISE}(G,A) \leq \text{OPT}(G)$, any algorithm that is R -robust is automatically at least R -consistent. However, C can be higher than R , and having a consistency guarantee is desirable when the advice is good, because intuitively $\text{ADVISE}(G,A)$ will be large and close to $\text{OPT}(G)$.

We now describe our algorithm. Here, it is convenient to consider the *fractional relaxation* of the problem, which allows vertices to be filled partially. In Section 2 we formally define the fractional problem and show how to losslessly round any fractional solution to a randomized matching, so that we can focus on defining our algorithm for the fractional problem.

First, in the absence of advice (i.e. when one only cares about robustness), traditional algorithms for online matching can be described as using a *penalty function* to “balance” how much to fill the offline vertices; the optimal competitive ratio is usually achieved by carefully choosing the right penalty function. Using a linear penalty function, Feng et al. (2021) give an algorithm for two-stage bipartite matching that is $\frac{3}{4}$ -robust, which they prove is optimal. However, since this algorithm makes no use of the advice, it is only $\frac{3}{4}$ -consistent. On the other hand, note that the naive algorithm which always follows the advice exactly is 1-consistent but 0-robust. At this point, a natural idea for obtaining a continuum of robustness-consistency guarantees is to run the algorithm of Feng et al. (2021) with probability p , and otherwise run the naive algorithm with probability $1 - p$. As the coin-flip probability p ranges from 0 to 1, the robustness/consistency of this coin-flip algorithm ranges along the line between $(R,C) = (0,1)$ and $(R,C) = (\frac{3}{4},\frac{3}{4})$ (see the orange dashed line in Figure 1).

To improve upon these naive guarantees, we revisit the penalty function approach. Our main insight is that for any given robustness level $R \in [0, \frac{3}{4}]$, there is actually a *family* of penalty functions that guarantees R -robustness. While a traditional algorithm for online matching would choose the same penalty function for all the offline vertices, we observe that by choosing *different* penalty functions, we can incentivize the algorithm to prioritize matching to the vertices that are suggested by the advice, all while guaranteeing R -robustness. We prove that such an algorithm ends up

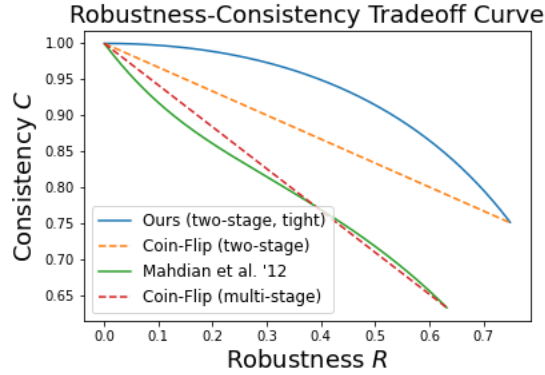


Figure 1 Robustness-consistency tradeoff curves for various algorithms.

being C -consistent, where C is the unique value (decreasing in R) that satisfies the equation $\sqrt{1-R} + \sqrt{1-C} = 1$. This curve is also plotted in Figure 1 and is a significant improvement over the straight-line interpolation. This elementary, symmetric curve also happens to be tight.

Experiments on data. Following a similar methodology as Feng et al. (2021), we implement our algorithms and evaluate them on a public ride-sharing dataset from the City of Chicago. We compare the greedy algorithm, Robust (the $\frac{3}{4}$ -competitive algorithm of Feng et al. (2021)), and Advice (the algorithm that always follow the advice) with our new algorithms that maintain a certain degree of robustness $R \in (0, \frac{3}{4}]$ while incorporating the advice. We test different choices of vertex weights, and vary the degree of advice quality to evaluate the sensitivity of our performance to the advice quality.

Generally, we find that the best performance is achieved by our new algorithms, which incorporate the advice while maintaining a robustness $R > 0$. Indeed, compared to always following the advice, setting R close to 0 (but non-zero) loses very little even if the advice is perfect, but gains a lot when the advice is inaccurate. On the other hand, setting R close to (or equal to) 0.75 is a strict improvement to Robust, even if the advice is highly inaccurate. Thus, our experiments suggest that there is always practical value in our approach, even when the advice quality is very high or very low.

Organization of paper. Notation and the reduction from integer to fractional matching is presented in Section 2. Our algorithm is formally defined in Section 3. Proofs of robustness and consistency are sketched in Section 4 and Section 5 respectively, highlighting our new techniques. The hardness instance certifying our tradeoff curve of $\sqrt{1-R} + \sqrt{1-C} = 1$ to be tight is presented in Section 6. The experimental results are described in Section 7.

1.2. Discussion of Other Variants and Definitions

Multi-stage variant. Classical models of online matching and budgeted allocation (Karp et al. 1990, Mehta et al. 2007) allow more than two stages of online arrivals, and algorithms that *hybridize*

between a fixed “advice” algorithm and traditional algorithms that “balance” against the adversary were introduced in Mahdian et al. (2012). However, under this framework it is difficult to define how the advice algorithm should react if the observed arrivals start to diverge from its predictions, making any tightness results between robustness and consistency elusive. Therefore, we instead focus on the elegant two-stage model of Feng et al. (2021), avoiding any complexities in how the advice should adapt to the accuracy of past predictions.

We note that the guarantees in Mahdian et al. (2012) do not apply to our setting, since they do not handle the innovation in Feng et al. (2021) of allowing multiple online vertices to arrive simultaneously. However, even assuming that each stage consists of a single online vertex, their guarantees when applied to the two-stage model would be significantly worse than ours (see Figure 1, which plots in green the tradeoff curve described in Theorem 4.1 in their paper). In fact, as observed in the upper-left part of Figure 1, the guarantees of Mahdian et al. (2012) can be worse than the simplistic coin-flip algorithm that either runs the “advice” algorithm, or runs the “balance” algorithm from the multi-stage setting¹. This demonstrates the need for a simpler advice-augmented online matching framework as we propose, in which the Pareto-efficient tradeoff between robustness and consistency can be exactly understood.

Unweighted variant. In the special case where all offline vertices have a weight of 1, a better robustness-consistency tradeoff is possible—in fact, we show that the simplistic coin-flip algorithm is optimal. This is because in the unweighted case, any maximal matching is at least $\frac{1}{2}$ as large as optimal, and therefore naively following the advice is now $\frac{1}{2}$ -robust (instead of 0-robust) and still 1-consistent. The robustness-consistency guarantees are now defined by the straight line between $(R, C) = (\frac{1}{2}, 1)$ and $(R, C) = (\frac{3}{4}, \frac{3}{4})$, which is optimal (see Subsection A.1 in the appendix). However, in the more general vertex-weighted variant the straight-line guarantees are suboptimal, justifying the need for our approach in Subsection 1.1.

Edge-weighted variant. In this variant, the edges of the bipartite graph are weighted, and the aim is to maximize the total weight of the edges in the matching. For 2-stage edge-weighted bipartite matching, a naive coin-flip algorithm also turns out to be best-possible: The optimal tradeoff curve is the line segment between $(R, C) = (0, 1)$ and $(\frac{1}{2}, \frac{1}{2})$. We show in Subsection A.2 that this is achieved by randomizing between 1) the algorithm that always follows the advice, and 2) the algorithm that i) with probability $\frac{1}{2}$, finds the maximum matching M_1 in the first stage and does nothing in the second stage, and ii) with probability $\frac{1}{2}$, does nothing in the first stage and finds the maximum matching M_2 in the second stage.

¹ In the multi-stage setting, the analogue of “balance” is only $(1 - \frac{1}{e})$ -robust, hence the guarantees for the coin-flip algorithm now range along the line between $(R, C) = (0, 1)$ and $(R, C) = (1 - \frac{1}{e}, 1 - \frac{1}{e})$ (see the red dashed line in Figure 1).

Comparing definitions of consistency. The literature (reviewed in Subsection 1.3) defines consistency more commonly as the guarantee placed on $\text{ALG}(G, A)/\text{OPT}(G)$ when advice A has zero error, differing from our definition which is a universal guarantee on $\text{ALG}(G, A)/\text{ADVICE}(G, A)$. However, it is easy to see that our results *also capture this standard definition of consistency*. Indeed, when A has zero error, we know that $\text{ADVICE}(G, A) = \text{OPT}(G)$, so our guarantee of $\text{ALG}(G, A)/\text{ADVICE}(G, A) \geq C$ implies that $\text{ALG}(G, A)/\text{OPT}(G) \geq C$.

Our definition of consistency, and general approach of providing simultaneous guarantees on the ratios $\text{ALG}(G, A)/\text{OPT}(G)$ and $\text{ALG}(G, A)/\text{ADVICE}(G, A)$, is also more flexible when it comes to placing a guarantee on $\text{ALG}(G, A)/\text{OPT}(G)$ parametrized by prediction error. Indeed, if we define $\eta := 1 - \text{ADVICE}(G, A)/\text{OPT}(G, A)$, then our robustness/consistency guarantee immediately implies that

$$\frac{\text{ALG}(G, A)}{\text{OPT}(G)} \geq \max\{R, (1 - \eta)(2\sqrt{1 - R} - (1 - R))\}, \quad (2)$$

for any value of $R \in [0, \frac{3}{4}]$ that we can set. There are many plausible notions of predictions and prediction error for online matching.² But for any notion, as long as we can express the ratio $\text{ADVICE}(G, A)/\text{OPT}(G, A)$ in terms of prediction error (generally a decreasing function of prediction error), then our guarantee (2) will lead to a bound parametrized by prediction error.

1.3. Further Related Work

Despite the recent surge of interest in both online matching and online algorithms with advice (see the recent surveys Huang and Tröbst (to appear in 2022) and Mitzenmacher and Vassilvitskii (2020) respectively), literature on online matching with advice has been relatively scant. We mention some papers in this intersection below, as well as other related work.

Online matching with advice. Since Mahdian et al. (2012), more recently Antoniadis et al. (2020) have introduced an online random-order edge-weighted bipartite matching problem with advice that predicts the edge weights adjacent to each offline vertex in some optimal offline matching. Lavastida et al. (2021) introduced a framework that formalizes when predictions can be learned from past data, and their algorithmic performance degrades gracefully as a function of prediction error. Broadly speaking, our work contrasts these three papers in that we are able to understand *tight* tradeoffs in whether to trust some advice, although in an arguably simpler setting.

Online matching models in-between adversarial and stochastic. Instead of abstracting all information about the future into a single piece of prediction/advice that could be wrong, another approach is to postulate an explicit model for how the future can deviate from past

² As an example, Lavastida et al. (2021) measure prediction error using a notion of total variation distance on the number of each “type” of online vertex to arrive. They propose algorithms that take advice in the form of a proportional allocation weight for each offline vertex.

observations. Examples of this include the semi-online bipartite matching model of Kumar et al. (2019), the partially predictable model of Hwang et al. (2021), and the multi-channel traffic model of Manshadi et al. (2022). We note that random-order arrivals can also be viewed as a form of partial predictability which allows learning (Devanur and Hayes 2009), and moreover it is possible to derive simultaneous guarantees under adversarial and random-order arrivals (Mirrokni et al. 2012) which have the same flavor as robustness-consistency guarantees. Finally, we mention that the single sample model in Kaplan et al. (2022) can be viewed as a form of online matching with advice that is highly erroneous.

Optimality results in prediction-augmented online algorithms. Tight robustness-consistency tradeoffs have become recently understood in prediction-augmented ski rental (Purohit et al. 2018, Bamas et al. 2020, Wei and Zhang 2020) and single-commodity accept/reject problems (Sun et al. 2021, Balseiro et al. 2022). Our online matching problem contrasts these by having a *multi-dimensional* state space, for which to our knowledge tightness results are rare. We should mention that in multi-dimensional problems such as prediction-augmented caching (Lykouris and Vassilvitskii 2021) and online welfare maximization (Banerjee et al. 2022), “optimality” results in which consistency can be achieved with no loss of robustness (i.e. there is no “tradeoff”) have been derived.

Two-stage models. Two-stage models capture the essence of optimization under uncertainty, where the first-stage decision must anticipate the uncertainty, and the second-stage decision is usually a trivial recourse after the uncertainty (in our case the second-stage graph) has been realized. We refer to Birge and Louveaux (2011) and Bertsimas et al. (2011) for broad overviews of two-stage stochastic and robust optimization. In this paper we focus on the two-stage online matching model of Feng et al. (2021), introducing advice to this model and fully characterizing the tradeoff between obeying vs. disobeying the advice. We note that a multi-stage online matching model motivated by batching has also been recently considered in Feng and Niazadeh (2020), and two-stage matching has been formulated as a robust optimization problem in Housni et al. (2020).

2. Preliminaries and Notation

The problem input consists of a bipartite graph $G = (D, S, E)$, where the online vertices in D arrive in two batches D_1, D_2 . We index the vertices in D (resp. S) with i (resp. j). When the vertices in D_k ($k = 1, 2$) arrive, all their incident edges to S are revealed, and the algorithm irrevocably chooses a matching M_k between D_k and S . Each offline vertex $j \in S$ has a weight w_j , and the goal is to maximize $\sum_{(i,j) \in M_1 \cup M_2} w_j$. We evaluate an algorithm by its robustness and consistency, which were defined in Subsection 1.1.

Worst-case instances. The following observation is crucial to our analysis. Note that when bounding robustness and consistency, one can assume WLOG that the second-stage graph consists

of a matching. To see this, suppose we are bounding robustness, and consider the edges *not* matched by $\text{OPT}(G)$ in the second stage. Deleting these edges does not change the value of $\text{OPT}(G)$ and can only decrease the value of the matching found by the algorithm. Therefore we may assume that the second stage graph consists *exactly* of the matching selected by $\text{OPT}(G)$ in the second stage. The same argument shows that when bounding consistency, we may assume that the second-stage graph consists exactly of the matching selected by $\text{ADVISE}(G, A)$ in the second stage. Therefore from now on we assume the second-stage graph is a matching.

Reduction to fractional matching. The preceding observation about worst-case instances allows us to focus on the fractional version of the problem, which is easier to analyze and defined as follows. In each stage, the algorithm chooses a *fractional matching* instead of an integral one. Let $\mathbf{x} = (x_{ij} : i \in D_1, j \in S, (i, j) \in E)$ be the fractional matching chosen in the first stage, so that \mathbf{x} satisfies the constraints $x_i := \sum_{j:(i,j) \in E} x_{ij} \leq 1$ and $x_j := \sum_{i:(i,j) \in E} x_{ij} \leq 1$. Similarly, let $\mathbf{y} = (y_{ij} : i \in D_2, j \in S, (i, j) \in E)$ be the fractional matching in the second stage, which satisfies $y_i := \sum_{j:(i,j) \in E} y_{ij} \leq 1$ and $y_j := \sum_{i:(i,j) \in E} y_{ij} \leq 1 - x_j$. The objective in the fractional problem is to maximize $\sum_{j \in S} w_j(x_j + y_j)$. As mentioned earlier, the first stage decisions x_j are the critical ones; therefore we will use the terminology that each offline vertex $j \in S$ is *filled to water level* x_j at the end of the first stage.

Although the fractional problem seems at first to be easier than the integral problem, it turns out to be straightforward to convert any fractional algorithm for two-stage bipartite matching into a (randomized) integral one with the same robustness/consistency guarantees. To see why, consider any fractional algorithm and let \mathbf{x} be its first-stage output. To convert this to a randomized integral algorithm, we sample an integral matching M_1 with marginals equal to \mathbf{x} (i.e. $\mathbb{P}((i, j) \in M) = x_{ij}$ for all edges (i, j) in the first-stage graph).³ We then take M_2 to be the maximum-weight matching in the second-stage graph, subject to M_1 already being chosen.

To analyze the (expected) weight of the integral matching $M_1 \cup M_2$, note that in the first stage the expected weight of M_1 is equal to that of \mathbf{x} by construction. Now consider the second stage. As we have argued above, we may assume that the second-stage graph consists of a matching; let (i, j) be one of these edges. The contribution of (i, j) to the value of the fractional algorithm is $w_j(1 - x_j)$, because the remaining amount that offline vertex j can be filled is $(1 - x_j)$. On the other hand, the integral algorithm will match (i, j) in M_2 if and only if j is unmatched in M_1 , which happens with probability $(1 - x_j)$. So the contribution of (i, j) to the expected increase of the integral algorithm is also $w_j(1 - x_j)$.

Since the integral version of the problem can be reduced to the fractional version, we focus on the latter in the remainder of the paper.

³ Since the bipartite matching polytope is integral, \mathbf{x} can be written as a convex combination of integral matchings. Such a convex combination can be found in polynomial time using algorithmic versions of Carathéodory's theorem.

ALGORITHM 1: Algorithm for Two-Stage Fractional Vertex-Weighted Bipartite Matching with Advice

Input: Suggested matching A in the first-stage graph and desired robustness level R .

- 1: (Define penalty functions) Let $f_L(x) = \max\{0, 1 - \frac{1-R}{x}\}$ and $f_U(x) = \min\{1, \frac{1-R}{1-x}\}$.
- 2: (First stage) When the first-stage vertices D_1 arrive, let $S_1 \subseteq S$ be the set of offline vertices that are in the suggested matching A . Set $f_j = f_L$ for all $j \in S_1$ and $f_j = f_U$ for all $j \in S \setminus S_1$.
Solve the following optimization problem for the first-stage fractional matching $\bar{\mathbf{x}}$:

$$\begin{aligned}
 (P_1) \quad & \max \sum_{j \in S} w_j \left(x_j - \int_0^{x_j} f_j(t) dt \right) \\
 \text{s.t. } & x_i := \sum_{j: (i,j) \in E} x_{ij} \leq 1 & \forall i \in D_1 \\
 & x_j := \sum_{i \in D_1: (i,j) \in E} x_{ij} \leq 1 & \forall j \in S \\
 & x_{ij} \geq 0 & \forall i \in D_1, (i,j) \in E
 \end{aligned}$$

- 3: (Second stage) When the second-stage vertices D_2 arrive, solve for the optimal fractional matching $\bar{\mathbf{y}}$ subject to the capacities already taken by $\bar{\mathbf{x}}$:

$$\begin{aligned}
 (P_2) \quad & \max \sum_{j \in S} w_j y_j \\
 \text{s.t. } & y_i := \sum_{j: (i,j) \in E} y_{ij} \leq 1 & \forall i \in D_2 \\
 & y_j := \sum_{i \in D_2: (i,j) \in E} y_{ij} \leq 1 - \bar{x}_j & \forall j \in S \\
 & y_{ij} \geq 0 & \forall i \in D_2, (i,j) \in E
 \end{aligned}$$

- 4: Return $\bar{\mathbf{x}} + \bar{\mathbf{y}}$.
-

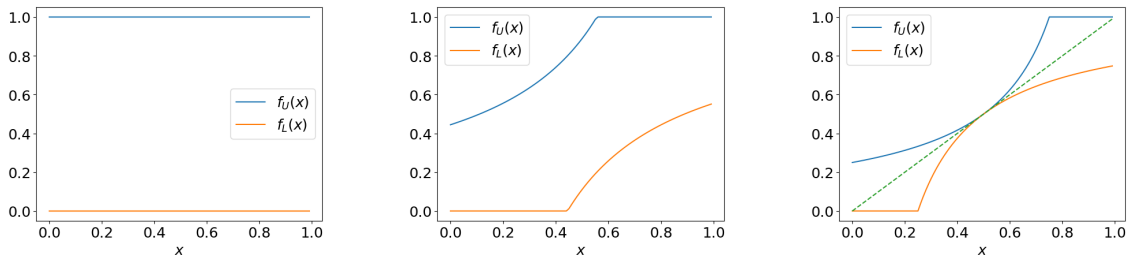


Figure 2 Plots of f_L and f_U for three values of R . Left: $R = 0$. Middle: $R = \frac{5}{9}$. Right: $R = \frac{3}{4}$. The consistencies achieved are $C = 1, C = \frac{8}{9}, C = \frac{3}{4}$, respectively. In the right plot, the green dashed line indicates the penalty function used by Feng et al. (2021).

3. Algorithm

As argued in Section 2, we can round a fractional matching to an integral one with no loss. Therefore we will focus on the *fractional* two-stage bipartite matching problem from now on. Our

algorithm is described in Algorithm 1. As described in the introduction, the main challenge is to commit to a matching \mathbf{x} when the first-stage graph is revealed, that incorporates some advice but maintains a worst-case competitive ratio.

Intuitively, the amount x_j that each vertex $j \in S$ is filled to after the first stage is governed by three factors. First, it should depend on the weight w_j ; the larger w_j is, the larger x_j should be. Second, it should depend on the advice; x_j should be larger if j is recommended by the advice, and smaller if not. Third, it should depend on how much the *other* offline vertices are filled; the larger x_j is compared to the other vertices competing to be filled, the more hesitant we should be of filling it even further, because this can be exploited by a second-stage graph whose edges are incident to the vertices which have already been filled the most. Typically, the third point is achieved by defining a *penalty* $f(x_j) \in [0, 1]$ on the marginal benefit of filling j , with $f(x_j)$ increasing in x_j , which encourages the balancing of the water levels across $j \in S$. This is combined with the first point by associating a *potential* $w_j(1 - f(x_j))$ with each $j \in S$. The algorithm then decreases these potentials while filling water levels, with the aim of equalizing them as much as possible.

Our main idea to address the second point, now that there is some advice, is to use a *lower* penalty rate $f_L(x_j)$ to incentivize the filling of offline vertices $j \in S_1$ that are matched by the advice, and a *higher* penalty rate $f_U(x_j)$ for $j \notin S_1$. More specifically, for any desired “robustness” R , our analysis characterizes the envelope of penalty functions $f : [0, 1] \rightarrow [0, 1]$ (see Theorem 1) that guarantees a worst-case competitive ratio of R , and defines f_L, f_U according to the lower, upper boundaries of this envelope respectively.

Figure 2 plots the penalty functions f_L and f_U for three values of R . The parameter $R \in [0, \frac{3}{4}]$ affects the separation between f_L and f_U . If $R = 0$, then f_L, f_U are the constant functions 0, 1 respectively, from which it can be seen that Algorithm 1 will fully match all the vertices suggested by the advice. Intuitively, setting $R = 0$ is desirable when we trust that the advice will perform well. On the other extreme, setting $R = \frac{3}{4}$ guarantees the maximum possible robustness, which is not reliant on the advice. Surprisingly, even in this case there is a bit of separation between f_L and f_U (see Figure 2), and hence the algorithm still discriminates between offline vertices $j \in S_1$ vs. $j \notin S_1$, despite its distrust in the advice. We plot one intermediate value where $R = \frac{5}{9}$.

Finally, having decided penalty functions for the offline vertices, there is still the question of how to balance their potential levels when multiple online vertices D_1 can arrive in the first stage. Fortunately, this question was answered by Feng et al. (2021), who show that problem P_1 is the right one to solve, and establish a neat structural decomposition on its solution. Our Lemma 1 is a simplified version of the structural decomposition from their paper, which suffices for our purposes, and importantly, allowing for *heterogeneous* penalty functions across offline vertices $j \in S$.

DEFINITION 1. Let $\bar{\mathbf{x}}$ be the first-stage fractional matching found by Algorithm 1. For all $j \in S$, we say j is **filled** if $\bar{x}_j = 1$ **or** $f_j(\bar{x}_j) = 1$. Let F denote the set of filled offline vertices, and let $U = S \setminus F$ denote the set of **unfilled** offline vertices.

LEMMA 1. *After the first-stage fractional matching, the following statements hold for all $i \in D_1$:*

1. *If i has any unfilled neighbor (i.e. $j \in U$ for some j with $(i, j) \in E$), then $\bar{x}_i = 1$.*
2. *For any unfilled neighbor j and any neighbor k with $\bar{x}_{ik} > 0$, it must be that*

$$w_j(1 - f_j(\bar{x}_j)) \leq w_k(1 - f_k(\bar{x}_k)). \quad (3)$$

Before going into its proof, we explain the intuition behind Lemma 1. Property 1 holds because if $\bar{x}_i < 1$ instead, then variable \bar{x}_{ij} where j is any unfilled neighbor of i could have been increased to strictly improve the objective of (P_1) . Meanwhile, Property 2 holds because if $\bar{x}_{ik} > 0$, i.e. i is being used to fill k in the current solution, then the potential of k must be no less than the potential of any unfilled neighbor j that could have been filled instead. We note that the structural decomposition in Feng et al. (2021) is richer, but our simplified properties suffice for our purposes and are easier to establish when our penalty functions f_j (due to heterogeneity) do not necessarily satisfy their boundary conditions such as $f_j(0) = 0$ or $f_j(1) = 1$.

Proof of Lemma 1 To prove the lemma, we show that the structural properties are implied by the KKT conditions of the concave maximization problem solved in the first stage. To begin, we write the Lagrangian of the optimization problem:

$$\mathcal{L}(\mathbf{x}, \boldsymbol{\lambda}, \boldsymbol{\theta}, \boldsymbol{\gamma}) = \sum_{j \in S} w_j \left(x_j - \int_0^{x_j} f_j(t) dt \right) + \sum_{i \in D_1} \lambda_i (1 - x_i) + \sum_{j \in S} \theta_j (1 - x_j) + \sum_{(i,j) \in E_1} \gamma_{ij} x_{ij},$$

where E_1 denotes the set of edges in the first stage. Then

$$\max_{\mathbf{x}} \min_{\boldsymbol{\lambda}, \boldsymbol{\theta}, \boldsymbol{\gamma} \geq 0} \mathcal{L}(\mathbf{x}, \boldsymbol{\lambda}, \boldsymbol{\theta}, \boldsymbol{\gamma}) = \min_{\boldsymbol{\lambda}, \boldsymbol{\theta}, \boldsymbol{\gamma} \geq 0} \max_{\mathbf{x}} \mathcal{L}(\mathbf{x}, \boldsymbol{\lambda}, \boldsymbol{\theta}, \boldsymbol{\gamma}) = \min_{\boldsymbol{\lambda}, \boldsymbol{\theta}, \boldsymbol{\gamma} \geq 0} \mathcal{L}(\bar{\mathbf{x}}, \boldsymbol{\lambda}, \boldsymbol{\theta}, \boldsymbol{\gamma}).$$

If $\bar{\boldsymbol{\lambda}}$, $\bar{\boldsymbol{\theta}}$, and $\bar{\boldsymbol{\gamma}}$ (together with $\bar{\mathbf{x}}$) are the solutions of the above maxmin/minmax problems, then the KKT conditions state that

1. (Stationarity) $\frac{\partial \mathcal{L}(\bar{\mathbf{x}}, \bar{\boldsymbol{\lambda}}, \bar{\boldsymbol{\theta}}, \bar{\boldsymbol{\gamma}})}{\partial x_{ij}} = 0$ for all $(i, j) \in E_1$.
2. (Complementary slackness)
 - $\bar{\lambda}_i(1 - \bar{x}_i) = 0$ for all $i \in D_1$,
 - $\bar{\theta}_j(1 - \bar{x}_j) = 0$ for all $j \in S$,
 - $\bar{\gamma}_{ij}\bar{x}_{ij} = 0$ for all $(i, j) \in E_1$.

Taking partial derivatives and expanding out the stationarity condition, we get

$$w_j(1 - f_j(\bar{x}_j)) = \bar{\lambda}_i + \bar{\theta}_j - \bar{\gamma}_{ij} \quad \forall (i, j) \in E_1.$$

We now check that the desired structural properties hold.

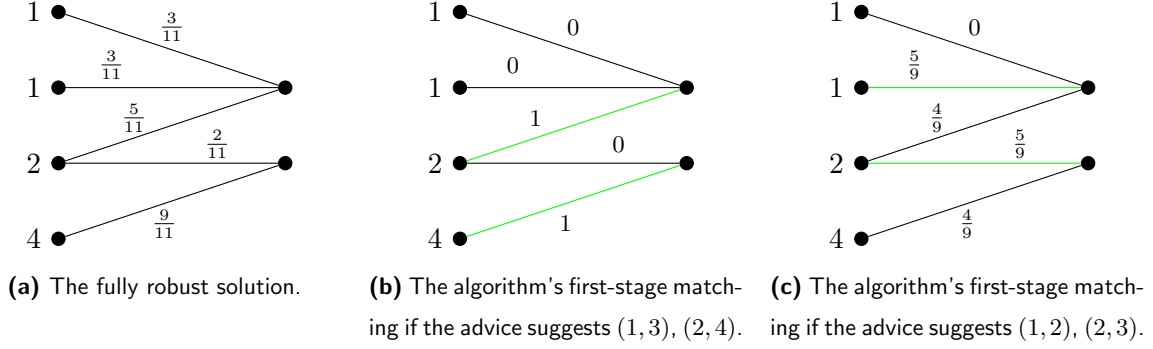


Figure 3 Example to illustrate the features of the algorithm. S is on the left and D_1 is on the right. The vertices in S are $i = 1, 2, 3, 4$ and the vertices in D_1 are $j = 1, 2$ (labelling goes from top to bottom). The number next to $j \in S$ is its weight w_j . The green edges are suggested by the advice, and our algorithm's decisions are illustrated for the case where $R = 5/9$.

1. Suppose for a contradiction that $j \in U$ for some $j \sim i$ and that $\bar{x}_i < 1$. By complementary slackness, we have $\bar{\lambda}_i = 0$ (since $\bar{x}_i < 1$), and $\bar{\theta}_j = 0$ (since $\bar{x}_j < 1$). Thus

$$w_j(1 - f_j(\bar{x}_j)) = \bar{\lambda}_i + \bar{\theta}_j - \bar{\gamma}_{ij} \leq 0,$$

which is only possible if $f_j(\bar{x}_j) = 1$. But this would mean $j \notin U$, a contradiction.

2. Let $j \sim i$ with $j \in U$, and let k be some vertex with $\bar{x}_{ik} > 0$. By complementary slackness, we have $\bar{\theta}_j = 0$ (since $\bar{x}_j < 1$), and $\bar{\gamma}_{ik} = 0$ (since $\bar{x}_{ik} > 0$). Thus

$$w_j(1 - f_j(\bar{x}_j)) = \bar{\lambda}_i - \bar{\gamma}_{ij} \quad \text{and} \quad w_k(1 - f_k(\bar{x}_k)) = \bar{\lambda}_i + \bar{\theta}_k,$$

so clearly $w_j(1 - f_j(\bar{x}_j)) \leq w_k(1 - f_k(\bar{x}_k))$.

3.1. Illustration of how our Algorithm uses Advice

As an example, suppose $R = \frac{5}{9}$ and $C = \frac{8}{9}$, where we note that $\sqrt{1-R} + \sqrt{1-C} = 1$. Let D_1 consist of vertices $i = 1, 2$ and S consist of vertices $j = 1, 2, 3, 4$ with weights $w_j = 1, 1, 2, 4$ respectively. The edges in the graph are (1, 1), (1, 2), (1, 3) and (2, 3), (2, 4).

We first demonstrate the case where the advice suggests edges (1,3) and (2,4), which would match weight $w_3 + w_4 = 6$ in the first stage. Intuitively, this advice is not so “extreme” in that it is greedily matching the highest-weight vertices in S while it can, without assuming it can later match them in the second stage. In this case our algorithm would follow the advice exactly (see Figure 3b), and have a consistency of 1. Its robustness would be at least $\frac{6}{7}$, with the worst case being when the second stage consists of a single edge (3,4), which cannot be matched by our algorithm but increases the optimal offline matching from 6 to 7. Nonetheless, this suffices because $\frac{6}{7}$ is well above the targeted robustness of $R = \frac{5}{9}$.

We now demonstrate the case where the advice suggests edges (1,2) and (2,3) instead, perhaps predicting that an edge (3,4) will allow us to match offline vertex 4 later. This advice is quite

“extreme” in that it is skipping the highest-weight vertex in S in the first stage, based on a second-stage prediction which may not come to fruition. Following it exactly would give a weight of $w_2 + w_3 = 3$ in the first stage, which cannot be more than $\frac{3}{7}$ -robust⁴, significantly lower than the target of $\frac{5}{9}$. Meanwhile, the maximally robust fractional matching based on linear penalty functions (Feng et al. (2021); shown in Figure 3a), which judiciously balances between *all* the offline vertices, is not $\frac{8}{9}$ -consistent⁵. Our algorithm returns the solution in Figure 3c, which follows the advice in that it completely prioritizes vertex 2 over vertex 1, but deviates by significantly filling offline vertex 4 (which has the highest weight) as a failsafe (although not as much as the fully robust solution). This makes it both $\frac{5}{9}$ -robust and $\frac{8}{9}$ -consistent, and our algorithm can be adjusted accordingly to be both R -robust and C -consistent for any values R, C satisfying $\sqrt{1-R} + \sqrt{1-C} \leq 1$.

Based on these examples, we highlight two desirable features of our algorithm. First, it naturally responds to the “extremity” of the advice, by deviating more from the more extreme advice (in the 2nd case) in order to maintain R -robustness. Second, from the definition of f_U and f_L in Algorithm 1 together with Lemma 1, it can be seen that if $R \leq \frac{1}{2}$ and the graph is unweighted, then our algorithm will *always* follow the advice exactly. This is because $f_L(1) = R \leq 1 - R = f_U(0)$, which implies the algorithm will prioritize filling a vertex suggested by the advice over one that is not, even if the former is completely filled and the latter is empty. Put another way, the algorithm automatically recognizes that any maximal matching will be at least $\frac{1}{2}$ -robust in an unweighted graph.

4. Analysis of Robustness

We begin by analyzing the robustness of Algorithm 1, which is its competitive ratio with respect to the optimal matching in hindsight. The theorem below gives a characterization of the penalty functions f_j that are sufficient to guarantee R -robustness, which is what led to our plots in Figure 2.

THEOREM 1. *Let $R \in [0, \frac{3}{4}]$. Suppose we run Algorithm 1 where the functions f_j satisfy the following properties:*

1. $f_j : [0, 1] \rightarrow [0, 1]$ is increasing,
2. $1 - \frac{1-R}{x} \leq f_j(x) \leq \frac{1-R}{1-x}$.

Then Algorithm 1 is R -robust.

The proof of Theorem 1 employs the online primal-dual technique. Based on the algorithm’s decisions, we construct dual variables that are approximately feasible and lower bound the algorithm’s objective value. The simplified structural property (Lemma 1) allows us to characterize the

⁴ The worst case is if the second-stage graph consists of a single edge $(3, 2)$, in which case $\text{ALG}(G, A) = 3$ and $\text{OPT}(G) = 7$.

⁵ If the second-stage graph consists of edges $(3, 1)$ and $(4, 4)$, then the fully robust solution gets a value of $1 + \frac{3}{11} + 2 \cdot \frac{7}{11} + 4 = \frac{72}{11}$ whereas $\text{ADVISE}(G, A) = 8$. Their ratio is $\frac{9}{11}$, which is less than $\frac{8}{9}$.

envelope of functions that guarantee R -robustness in the primal-dual analysis. Roughly speaking, the upper bound on f_j guarantees approximate dual feasibility for the first stage edges, while the lower bound on f_j guarantees it for the second stage edges.

Proof of Theorem 1. We use a primal-dual argument. The LP formulation for vertex-weighted bipartite matching and its dual are as follows:

$$\begin{aligned}
\max \quad & \sum_{(i,j) \in E} w_j z_{ij} & \min \quad & \sum_{i \in D} \alpha_i + \sum_{j \in S} \beta_j \\
\text{s.t.} \quad & \sum_{j: (i,j) \in E} z_{ij} \leq 1 & \forall i \in D & \text{s.t. } \alpha_i + \beta_j \geq w_j & \forall (i,j) \in E \\
& \sum_{i: (i,j) \in E} z_{ij} \leq 1 & \forall j \in S & \alpha_i, \beta_j \geq 0 & \forall i \in D, j \in S. \\
& z_{ij} \geq 0 & \forall (i,j) \in E.
\end{aligned}$$

We note that in the primal, the z -variables capture the total fractional offline matching across both stages. The solution $\bar{\mathbf{x}} + \bar{\mathbf{y}}$ returned by the algorithm is feasible to the primal. To show that it gets at least a R -fraction of the value of the optimum offline solution, we will exhibit an approximately feasible dual solution $\bar{\alpha}, \bar{\beta}$ such that

1. The objective value of $(\bar{\alpha}, \bar{\beta})$ in the dual is at most the objective value of $\bar{\mathbf{x}} + \bar{\mathbf{y}}$ in the primal,
2. (Approximate dual feasibility) $\bar{\alpha}_i + \bar{\beta}_j \geq R \cdot w_j$ for all $(i,j) \in E$, and $\bar{\alpha}, \bar{\beta} \geq 0$.

R -robustness immediately follows if we can show the two points above. This is because $\bar{\alpha}_i/R, \bar{\beta}_j/R$ are dual feasible by Condition 2, hence weak duality says any offline matching has objective at most $\frac{1}{R}(\sum_i \bar{\alpha}_i + \sum_j \bar{\beta}_j)$, which is at most $\frac{1}{R} \sum_j w_j (\bar{x}_j + \bar{y}_j)$ by Condition 1.

Since the problem input arrives in two stages, we will describe how to update the dual variables in each stage. We will then prove that these dual variables satisfy the two properties above.

First stage. Set the dual variables as follows.

- For all $i \in D_1$, set
 - $\bar{\alpha}_i \leftarrow 0$ if $\bar{x}_i < 1$,
 - $\bar{\alpha}_i \leftarrow \min_{j: \bar{x}_{ij} > 0} \{w_j(1 - f_j(\bar{x}_j))\}$ otherwise.
- For all $j \in S$, set $\bar{\beta}_j \leftarrow w_j \bar{x}_j f_j(\bar{x}_j)$.

Second stage. As argued in Section 2, we may assume WLOG that the second-stage graph consists of exactly the matching selected by $\text{OPT}(G, A)$ in the second stage. Let S_2 be the vertices in S that are matched by $\text{OPT}(G, A)$ in the second stage. We adjust the dual variables as follows:

- For all $i \in D_2$, let $\bar{\alpha}_i \leftarrow (1 - \bar{x}_j)w_j$ where $j \in S_2$ is the (unique) neighbor of i
- Leave all other dual variables unchanged.

Having described how we set the dual variables, we now check the two properties sufficient to show R -robustness.

Proof of Condition 1. (Primal \geq Dual) We show that the increase in the dual is at most the increase in the primal in both stages. This is easy to see for the second stage: In the second stage, the increase in the primal is $\sum_{j \in S_2} w_j(1 - \bar{x}_j)$, which is equal to the increase in the dual by the definition of the dual update in the second stage.

Next, consider the first stage. In the first stage, the increase in the primal objective is

$$\Delta P = \sum_{j \in S} w_j \bar{x}_j,$$

and the increase in the dual objective is

$$\Delta D = \sum_{i \in D_1} \bar{\alpha}_i + \sum_{j \in S} \bar{\beta}_j = \sum_{i \in D_1} \bar{\alpha}_i + \sum_{j \in S} w_j \bar{x}_j f_j(\bar{x}_j).$$

Consider the sum of the $\bar{\alpha}_i$ variables. By their definition, we have $\bar{\alpha}_i > 0 \implies \bar{x}_i = 1$. Hence,

$$\sum_{i \in D_1} \bar{\alpha}_i = \sum_{i \in D_1} \sum_{j \in S} \bar{\alpha}_i \bar{x}_{ij} \stackrel{(a)}{\leq} \sum_{i \in D_1} \sum_{j \in S} w_j(1 - f_j(\bar{x}_j)) \bar{x}_{ij} = \sum_{j \in S} w_j \bar{x}_j(1 - f_j(\bar{x}_j)),$$

where (a) is by the definition of $\bar{\alpha}_i = \min_{\bar{x}_{ij} > 0} \{w_j(1 - f_j(\bar{x}_j))\}$. Plugging this back into the expression for ΔD , we obtain

$$\Delta D \leq \sum_{j \in S} (w_j \bar{x}_j(1 - f_j(\bar{x}_j)) + w_j \bar{x}_j f_j(\bar{x}_j)) = \sum_{j \in S} w_j \bar{x}_j = \Delta P,$$

as claimed.

Proof of Condition 2. (Approximate dual feasibility) Clearly $\bar{\alpha}, \bar{\beta} \geq 0$ by construction. We need to prove that $\bar{\alpha}_i + \bar{\beta}_j \geq R w_j$ for all $(i, j) \in E$. Note that edges in the graph come from either the first stage or the second stage; we will show the inequality holds by analyzing edges from each stage separately.

To begin, consider an edge (i, j) in the first-stage graph, with $i \in D_1$ and $j \in S$. First, we observe that if $\bar{x}_j = 1$ or $f_j(\bar{x}_j) = 1$, then the dual inequality is satisfied by $\bar{\beta}_j$ alone: If $\bar{x}_j = 1$, then $\bar{\beta}_j = w_j f_j(1)$. But the lower bound $f_j(x) \geq 1 - \frac{1-R}{x}$ implies that $f_j(1) \geq R$, so that $\bar{\beta}_j \geq R w_j$. On the other hand, if $f_j(\bar{x}_j) = 1$, then $\bar{\beta}_j = w_j \bar{x}_j$. In this case, the *upper* bound $f_j(x) \leq \frac{1-R}{1-x}$ implies $\bar{x}_j \geq R$ (since the upper bound is strictly increasing and equals 1 when $x = R$), so that again $\bar{\beta}_j \geq R w_j$. Therefore we may restrict our attention to the case where $\bar{x}_j < 1$ and $f_j(\bar{x}_j) < 1$ (i.e. j is unfilled). By property 1 of Lemma 1, we have $\bar{x}_i = 1$, so that $\bar{\alpha}_i = \min_{\bar{x}_{ik} > 0} \{w_k(1 - f_k(\bar{x}_k))\}$. Additionally, property 2 of Lemma 1 tells us that $\bar{\alpha}_i \geq w_j(1 - f_j(\bar{x}_j))$, so that

$$\bar{\alpha}_i + \bar{\beta}_j \geq w_j(1 - f_j(\bar{x}_j)) + w_j \bar{x}_j f_j(\bar{x}_j) \geq R w_j,$$

where the last inequality is using the upper bound $f_j(x) \leq \frac{1-R}{1-x}$.

Next consider an edge (i, j) in the second stage. Then

$$\bar{\alpha}_i + \bar{\beta}_j \stackrel{(a)}{=} w_j(1 - \bar{x}_j) + w_j \bar{x}_j f_j(\bar{x}_j) \stackrel{(b)}{\geq} R w_j,$$

where (a) is by the definition of the dual variable $\bar{\alpha}_i$ in the second stage (recall that the value of $\bar{\beta}_j$ was unchanged from the first stage), and (b) is using $f_j(x) \geq 1 - \frac{1-R}{x}$.

This completes the proof of Theorem 1.

5. Analysis of Consistency

We now turn to analyzing the consistency of the algorithm. In the previous section, we described an envelope of functions (see Figure 2) that were sufficient to guarantee R -robustness. For a desired robustness level R , we now maximize consistency by setting the penalty functions f_j to their lower bound for vertices suggested by the advice, and to their upper bound for vertices not suggested by the advice. The theorem below shows that this choice of the penalty functions achieves the desired robustness-consistency tradeoff. Later in Section 6 we show this tradeoff to be tight.

THEOREM 2. *Let $R \in [0, \frac{3}{4}]$, and let S_1 be the set of offline vertices that are matched by the suggested matching in the first-stage graph. Suppose we run Algorithm 1 with*

- $f_j(x) = \min\{\frac{1-R}{1-x}, 1\}$ for all $j \in S \setminus S_1$, and
- $f_j(x) = \max\{1 - \frac{1-R}{x}, 0\}$ for all $j \in S_1$.

Then Algorithm 1 is $(2\sqrt{1-R} - (1-R))$ -consistent.

Our high-level strategy for bounding consistency (which recall is $\frac{\text{ALG}(G, A)}{\text{ADVICE}(G, A)}$) is to carefully split the value of $\text{ALG}(G, A)$, attributing a separate contribution to each first-stage vertex $i \in D_1$. We then split the value of $\text{ADVICE}(G, A)$ in a similar way. This decomposes the numerator and denominator as sums over $i \in D_1$, which means it suffices to lower-bound the ratio of the terms corresponding to each individual $i \in D_1$. For concreteness, consider some fixed $i \in D_1$ and let $a \in S$ be the offline vertex that the advice suggests matching i to. The bad case for consistency is if \bar{x}_a is low, because this means the algorithm deviated from the advice. However, because the potential functions are chosen to *incentivize* matching to a , the only way \bar{x}_a can be low is if i is substantially matched to other vertices with higher weight than w_a , implying the algorithm must have collected a lot of value from the vertices that were not recommended by the advice. The full proof, which makes this intuition precise, is presented below.

Proof of Theorem 2 Because this proof is somewhat long, we have moved some of the details into Section B in the appendix. The places where this is done have been marked with a pointer to the relevant part.

To begin, recall from Section 2 that we can assume WLOG that the second-stage graph consists exactly of the matching chosen by the advice in the second stage. Thus, for a given graph G and advice A , the consistency can be written as

$$C(G, A) = \frac{\text{ALG}(G, A)}{\text{ADVICE}(G, A)} = \frac{\sum_{i \in D_1} \sum_{j \in S} w_j \bar{x}_{ij} + \sum_{j \in S_2} w_j (1 - \bar{x}_j)}{\sum_{j \in S_1} w_j + \sum_{j \in S_2} w_j},$$

where we recall that S_1 is the set of offline vertices matched by the advice in the first stage, and S_2 is the set of offline vertices matched by the advice in the second stage. By the argument above S_2 must be disjoint from S_1 , and we note that the algorithm is able to fill each $j \in S_2$ by exactly $1 - \bar{x}_j$ in the second stage.

Additionally, define $S_0 := S \setminus (S_1 \cup S_2)$. Our strategy is to decompose the numerator and denominator into the contribution of each vertex $i \in D_1$. First, we rewrite the numerator. The first term in the numerator (which equals the value of the algorithm in the first stage), is

$$\sum_{i \in D_1} \sum_{j \in S} w_j \bar{x}_{ij} = \sum_{i \in D_1} \left(w_{a(i)} \bar{x}_{a(i)} + \sum_{j \in S_2} w_j \bar{x}_{ij} + \sum_{j \in S_0} w_j \bar{x}_{ij} \right), \quad (4)$$

where for $i \in D_1$, $a(i)$ denotes the neighbor of i in the suggested matching. (If i has no neighbor in the suggested matching, then define $a(i) = \emptyset$ and $w_{a(i)} = 0$ by convention. It is just much cleaner notationally to be able to write $a(i)$ for all $i \in D_1$, without having to distinguish whether or not i is matched by the advice.) In the sequel we also adopt the convention that $\frac{0}{0} = 0$, where we will have some denominators that could be 0, but they will always be accompanied by numerators that are also 0.

The second term in the numerator (which equals the value the algorithm gets from the second stage), can be rewritten as

$$\sum_{j \in S_2} w_j (1 - \bar{x}_j) = \sum_{j \in S_2} w_j \bar{x}_j \left(\frac{1}{\bar{x}_j} - 1 \right) = \sum_{i \in D_1} \sum_{j \in S_2} w_j \bar{x}_{ij} \left(\frac{1}{\bar{x}_j} - 1 \right), \quad (5)$$

where the last equality is because $\bar{x}_j = \sum_{i \in D_1} \bar{x}_{ij}$ by definition. Combining 4 and 5, we get the following expression in the numerator:

$$\text{ALG}(G, A) = \sum_{i \in D_1} \left(w_{a(i)} \bar{x}_{a(i)} + \sum_{j \in S_0} w_j \bar{x}_{ij} + \sum_{j \in S_2} \frac{w_j \bar{x}_{ij}}{\bar{x}_j} \right). \quad (6)$$

Now we write the denominator in a similar way, as follows:

$$\text{ADVICE}(G, A) = \sum_{j \in S_1} w_j + \sum_{j \in S_2} w_j = \sum_{i \in D_1} w_{a(i)} + \sum_{j \in S_2} \frac{w_j}{\bar{x}_j} \sum_{i \in D_1} \bar{x}_{ij} = \sum_{i \in D_1} \left(w_{a(i)} + \sum_{j \in S_2} \frac{w_j \bar{x}_{ij}}{\bar{x}_j} \right). \quad (7)$$

At this point, we have decomposed the numerator and the denominator as sums over $i \in D_1$. To lower-bound the overall ratio, it suffices to lower-bound the ratio of the terms corresponding to each individual $i \in D_1$. Thus we are done if we can prove the following claim:

CLAIM 1. For all $i \in D_1$,

$$\frac{w_{a(i)}\bar{x}_{a(i)} + \sum_{j \in S_0} w_j \bar{x}_{ij} + \sum_{j \in S_2} \frac{w_j \bar{x}_{ij}}{\bar{x}_j}}{w_{a(i)} + \sum_{j \in S_2} \frac{w_j \bar{x}_{ij}}{\bar{x}_j}} \geq 2\sqrt{1-R} - (1-R).$$

Proof of Claim 1 Consider some online vertex $i \in D_1$, and let $\rho(i)$ denote the value of the ratio for the vertex i . If i is not matched by the advice, then $\rho(i)$ is at least 1 because $w_{a(i)} = 0$ by convention. Also, note that if $\bar{x}_{a(i)} = 1$ then $\rho(i) \geq 1$. Thus for now on we will assume that i is matched by the advice and that $\bar{x}_{a(i)} < 1$. To simplify notation, let $a := a(i)$. Also redefine S_0 and S_2 to only contain indices j for which $\bar{x}_{ij} > 0$; this does not change the value of $\rho(i)$.

Since $\bar{x}_a < 1$ and $f_a(\bar{x}_a) < 1$ (since $f_a = f_L$), we have that a is unfilled. Thus by property 2 of Lemma 1, we have that $0 < w_a(1 - f_a(\bar{x}_a)) \leq w_j(1 - f_j(\bar{x}_j))$ for all $j \in S_0 \cup S_2$. Hence for all $j \in S_0 \cup S_2$ we have $f_j(\bar{x}_j) < 1$, which implies $\bar{x}_j < 1$ (since $f_j = f_U$). Thus j is unfilled for all $j \in S_0 \cup S_2$. Applying property 2 of Lemma 1 again, we conclude that $w_j(1 - f_j(\bar{x}_j))$ are equal for all $j \in S_0 \cup S_2$; let w denote this common value.

Substituting $w_j = \frac{w}{1-f_j(\bar{x}_j)}$ for $j \in S_2$ and $w_j \geq w$ for $j \in S_0$, we get

$$\rho(i) \geq \frac{w_a \bar{x}_a + w \sum_{j \in S_0} \bar{x}_{ij} + \sum_{j \in S_2} \frac{w \bar{x}_{ij}}{\bar{x}_j(1-f_j(\bar{x}_j))}}{w_a + \sum_{j \in S_2} \frac{w \bar{x}_{ij}}{\bar{x}_j(1-f_j(\bar{x}_j))}}.$$

Moreover, by property 2 of Lemma 1, we know that $w_a(1 - f_a(\bar{x}_a)) \leq w$. Hence, $w_a \leq \frac{w}{1-f_a(\bar{x}_a)}$. Since the above ratio is decreasing in w_a (see Claim 2 in Section B in the appendix), we can replace w_a with $\frac{w}{1-f_a(\bar{x}_a)}$ which yields

$$\begin{aligned} \rho(i) &\geq \frac{\frac{w \bar{x}_a}{1-f_a(\bar{x}_a)} + w \sum_{j \in S_0} \bar{x}_{ij} + \sum_{j \in S_2} \frac{w \bar{x}_{ij}}{\bar{x}_j(1-f_j(\bar{x}_j))}}{\frac{w}{1-f_a(\bar{x}_a)} + \sum_{j \in S_2} \frac{w \bar{x}_{ij}}{\bar{x}_j(1-f_j(\bar{x}_j))}} \\ &= \frac{\frac{\bar{x}_a}{1-f_a(\bar{x}_a)} + \sum_{j \in S_0} \bar{x}_{ij} + \sum_{j \in S_2} \frac{\bar{x}_{ij}}{\bar{x}_j(1-f_j(\bar{x}_j))}}{\frac{1}{1-f_a(\bar{x}_a)} + \sum_{j \in S_2} \frac{\bar{x}_{ij}}{\bar{x}_j(1-f_j(\bar{x}_j))}}. \end{aligned}$$

Now, we simplify the sums over $j \in S_2$. Recall the definitions of the functions f_j :

- For $j \in S_2$, $f_j(x) = f_U(x) = \min\{\frac{1-R}{1-x}, 1\}$. Recall that earlier in the proof, we argued that we may assume $f_j(\bar{x}_j) < 1$ for all $j \in S_2$. Thus, we may simply substitute $f_j(\bar{x}_j) = \frac{1-R}{1-\bar{x}_j}$.

Now, observe that for all $j \in S_2$, the lower-bound for $\rho(i)$ above is decreasing in $\bar{x}_j(1 - f_j(\bar{x}_j))$ (see Claim 3 in Section B in the appendix). We have

$$\bar{x}_j(1 - f_j(\bar{x}_j)) = \bar{x}_j \left(\frac{R - \bar{x}_j}{1 - \bar{x}_j} \right) \stackrel{(a)}{\leq} 2 - R - 2\sqrt{1-R},$$

where (a) follows by maximizing the expression over $\bar{x}_j \in [0, 1]$. (For the details, see Claim 4 in Section B.) Letting $\lambda := \frac{1}{2-R-2\sqrt{1-R}}$ and substituting this into the expression above, we get

$$\begin{aligned} \rho(i) &\geq \frac{\frac{\bar{x}_a}{1-f_a(\bar{x}_a)} + \sum_{j \in S_0} \bar{x}_{ij} + \lambda \cdot \sum_{j \in S_2} \bar{x}_{ij}}{\frac{1}{1-f_a(\bar{x}_a)} + \lambda \cdot \sum_{j \in S_2} \bar{x}_{ij}} \\ &=: \underbrace{\frac{\frac{z_1}{1-f_a(z_1)} + z_0 + \lambda \cdot z_2}{\frac{1}{1-f_a(z_1)} + \lambda \cdot z_2}}_{=: h(z_0, z_1, z_2)}, \end{aligned}$$

where in going to the second line we have defined $z_1 := \bar{x}_a$, $z_0 := \sum_{j \in S_0} \bar{x}_{ij}$, and $z_2 := \sum_{j \in S_2} \bar{x}_{ij}$ to make the notation less cluttered. Recall that earlier in the proof we assumed WLOG that $\bar{x}_a < 1$. By property 2 of Lemma 1, this implies $\bar{x}_i = 1$, so that $z_0 + z_1 + z_2 \geq \bar{x}_i = 1$. Thus it suffices to show that the minimum value of $h(z_0, z_1, z_2)$, subject to $z_0 + z_1 + z_2 \geq 1$, is at least $2\sqrt{1-R} - (1-R)$.

We claim that the minimizer (z_0^*, z_1^*, z_2^*) actually satisfies $z_0^* + z_1^* + z_2^* = 1$. To see this, suppose $z_0^* + z_1^* + z_2^* > 1$. Note that $h(z_0, z_1, z_2)$ is increasing in both z_0 and z_2 . If $z_0^* > 0$, then decreasing it by an appropriately small amount maintains $z_0^* + z_1^* + z_2^* \geq 1$ but decreases h . Therefore if $z_0^* + z_1^* + z_2^* > 1$ then $z_0^* = 0$. And similarly, $z_2^* = 0$. Thus $z_0^* + z_1^* + z_2^* > 1$ implies that $z_0^* = z_2^* = 0$, which is a contradiction since $z_1^* = \bar{x}_a \leq 1$. Hence we may assume from now on that we are minimizing $h(z_0, z_1, z_2)$ subject to $z_0 + z_1 + z_2 = 1$.

Next, recall the definition of f_a :

- $f_a(x) = f_l(x) = \max\{1 - \frac{1-R}{x}, 0\}$.

We consider two cases, depending on which term attains the maximum in $f_a(z_1)$. We will show that $h(z_0, z_1, z_2) \geq 2\sqrt{1-R} - (1-R)$ in both cases.

Case 1. $f_a(z_1) = 0$. Then

$$h(z_0, z_1, z_2) = \frac{z_1 + z_0 + \lambda z_2}{1 + \lambda z_2} = \frac{1 - z_2 + \lambda z_2}{1 + \lambda z_2}.$$

This quantity is decreasing in z_2 , and so it is minimized at $z_2^* = 1$. The corresponding value is

$$\frac{\lambda}{1 + \lambda} = \frac{1}{\frac{1}{\lambda} + 1} = \frac{1}{3 - R - 2\sqrt{1-R}}.$$

By Claim 5 in Section B in the appendix, this quantity is always larger than or equal to $2\sqrt{1-R} - (1-R)$ for any $R \leq 1$.

Case 2. $f_a(z_1) = 1 - \frac{1-R}{z_1}$. Substituting this into h and letting $\mu := \frac{1}{1-R}$, we get

$$h(z_0, z_1, z_2) = \frac{\frac{z_1^2}{1-R} + z_0 + \lambda z_2}{\frac{z_1}{1-R} + \lambda z_2} = \frac{\mu z_1^2 + z_0 + \lambda z_2}{\mu z_1 + \lambda z_2} = 1 + \frac{\mu z_1^2 - \mu z_1 + z_0}{\mu z_1 + \lambda z_2}.$$

Note that if $z_1 = 0$ or $z_1 = 1$ then $h(z_0, z_1, z_2) \geq 1$, and there is nothing more to prove. Thus we may assume $z_1 \in (0, 1)$ and since $z_0 + z_1 + z_2 = 1$, that at least one of z_0 or z_2 are positive. We now consider 3 subcases.

Case 2a. $z_2 = 0$. Then

$$h(z_0, z_1, z_2) = \frac{\mu z_1^2 + z_0}{\mu z_1} = z_1 + \frac{1 - z_1}{\mu z_1} = z_1 + \frac{1}{\mu z_1} - \frac{1}{\mu}.$$

This is a convex function in z_1 , and is therefore minimized by setting its derivative to 0:

$$1 - \frac{1}{\mu z_1^2} = 0 \implies z_1 = \frac{1}{\sqrt{\mu}} = \sqrt{1 - R}.$$

Plugging this back in, we get

$$h(z_0, z_1, z_2) = \frac{2}{\sqrt{\mu}} - \frac{1}{\mu} = 2\sqrt{1 - R} - (1 - R).$$

Case 2b. $z_0 = 0$. Then

$$h(z_0, z_1, z_2) = \frac{\mu z_1^2 + \lambda z_2}{\mu z_1 + \lambda z_2} = \frac{\mu z_1^2 + \lambda(1 - z_1)}{\mu z_1 + \lambda(1 - z_1)} = 1 - \frac{\mu z_1(1 - z_1)}{\mu z_1 + \lambda(1 - z_1)} = 1 - \frac{\mu}{\frac{\mu}{1 - z_1} + \frac{\lambda}{z_1}}.$$

Minimizing this expression is equivalent to minimizing $\frac{\mu}{1 - z_1} + \frac{\lambda}{z_1}$. Setting the derivative to zero, we get

$$\frac{\mu}{(1 - z_1)^2} = \frac{\lambda}{z_1^2} \implies z_1 = \frac{\sqrt{\lambda}}{\sqrt{\mu} + \sqrt{\lambda}}.$$

Plugging this back in, we get

$$h(z_0, z_1, z_2) = 1 - \frac{\mu}{\frac{\mu}{1 - z_1} + \frac{\lambda}{z_1}} \stackrel{(a)}{=} 1 - \frac{\mu}{(\sqrt{\mu} + \sqrt{\lambda})^2} \stackrel{(b)}{=} 2\sqrt{1 - R} - (1 - R),$$

where (a) is by plugging in $z_1 = \frac{\sqrt{\lambda}}{\sqrt{\mu} + \sqrt{\lambda}}$, and (b) is by plugging in $\mu = \frac{1}{1 - R}$, $\lambda = \frac{1}{2 - R - 2\sqrt{1 - R}} = \frac{1}{(1 - \sqrt{1 - R})^2}$. Also, observe that $\frac{\sqrt{\lambda}}{\sqrt{\mu} + \sqrt{\lambda}} = \sqrt{1 - R}$, so the minimizing value of z_1 is the same as in Case 2a.

Case 2c. $z_0, z_2 > 0$. We had previously argued that $z_1 > 0$. Since we have $z_0, z_1, z_2 > 0$ and $z_0 + z_1 + z_2 = 1$, by the method of Lagrange multipliers we have

$$\frac{\partial h}{\partial z_0} = \frac{\partial h}{\partial z_1} = \frac{\partial h}{\partial z_2}.$$

We calculate

$$\frac{\partial h}{\partial z_0} = \frac{1}{(\mu z_1 + \lambda z_2)}$$

and

$$\frac{\partial h}{\partial z_2} = \frac{-\lambda(\mu z_1^2 - \mu z_1 + z_0)}{(\mu z_1 + \lambda z_2)^2}.$$

Setting $\frac{\partial h}{\partial z_0} = \frac{\partial h}{\partial z_2}$ yields

$$\frac{\mu z_1^2 - \mu z_1 + z_0}{\mu z_1 + \lambda z_2} = -\frac{1}{\lambda}.$$

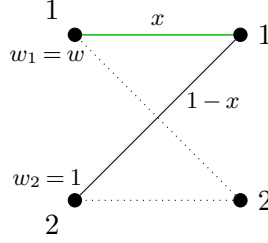


Figure 4 Illustration of the hardness instance. S is on the left and D is on the right. The first arrival neighbors both vertices of S . The second arrival neighbors exactly one vertex of S , but it could be either vertex. The advice is to match the green edge $(1, 1)$.

Which when plugged back into $h(z_0, z_1, z_2)$ gives

$$h(z_0, z_1, z_2) = 1 + \frac{\mu z_1^2 - \mu z_1 + z_0}{\mu z_1 + \lambda z_2} = 1 - \frac{1}{\lambda} = 2\sqrt{1-R} - (1-R).$$

Here, the last inequality is because $\lambda = \frac{1}{2-R-2\sqrt{1-R}}$.

This concludes the proof of Claim 1. We remark that in Case 2c, the equation $\frac{\mu z_1^2 - \mu z_1 + z_0}{\mu z_1 + \lambda z_2} = -\frac{1}{\lambda}$ implies that $z_1 = \frac{1}{\sqrt{\mu}} = \sqrt{1-R}$ (see Claim 6 in Section B in the appendix). Therefore considering the analysis across the cases, we see that the inequality in Claim 1 is tight whenever $z_1 = \frac{1}{\sqrt{\mu}} = \sqrt{1-R}$.

This concludes the proof of Theorem 2.

6. Tightness of the Robustness-Consistency Tradeoff

Theorems 1 and 2 together show that Algorithm 1 is able to be both R -robust and C -consistent, for any (R, C) with $R \in [0, \frac{3}{4}]$ and $\sqrt{1-R} + \sqrt{1-C} = 1$. We now show this tradeoff to be tight.

The hardness instance. The hardness instance is illustrated in Figure 4. It is a graph where D has two vertices $i = 1, 2$ that arrive one in each stage. S has two vertices $j = 1, 2$ with weights $w_1 = w$ (for some $w \in [0, 1]$ that we will set later) and $w_2 = 1$. The first-stage graph consists of both edges $(1, 1)$ and $(1, 2)$, and the advice suggests matching along the edge $(1, 1)$, which is “extreme” advice in that offline vertex 1 has the lower weight one edge (which can be either $(2, 1)$ or $(2, 2)$). Since the algorithm does not know which edge will arrive in the second stage, it must hedge against both possibilities when making its first-stage decision.

THEOREM 3. *Let $w = \frac{1}{\sqrt{1-R}} - 1$ in the instance described above.⁶ Then any algorithm that is R -robust is at most C -consistent where $C = 2\sqrt{1-R} - (1-R)$.*

Proof of Theorem 3 Let $x := x_{11}$ and $1-x := x_{12}$, so that the algorithm’s first-stage decision is entirely characterized by the value of x . There are two cases.

1. Edge $(2, 1)$ arrives in the second stage. Then $\text{ALG} = w + 1 - x$ and $\text{ADVICE} = w$.

⁶ This choice of w was obtained by minimizing $(1-R)w + \frac{1}{1+w}$ over w .

2. Edge (2, 2) arrives in the second stage. Then $\text{ALG} = wx + 1$ and $\text{ADVICE} = 1 + w$. (Note that regardless of which edge arrives in the second stage, OPT is always equal to $1 + w$.) For the algorithm to be R -robust in Case 1, we must have

$$\frac{w + 1 - x}{1 + w} \geq R \implies x \leq (1 - R)(1 + w).$$

On the other hand, for the algorithm to be C -consistent in Case 2, we must have

$$\frac{wx + 1}{1 + w} \geq C \implies x \geq \frac{C(1 + w) - 1}{w}.$$

Since the algorithm does not know which of the two cases will happen in the second stage, it must choose an x that satisfies both of the inequalities above. For a desired robustness R and consistency C , this is only possible if

$$\frac{C(1 + w) - 1}{w} \leq (1 - R)(1 + w),$$

which when rearranged becomes

$$C \leq (1 - R)w + \frac{1}{1 + w}.$$

Substituting $w = \frac{1}{\sqrt{1-R}} - 1$ above gives $C \leq 2\sqrt{1-R} - (1-R)$, as desired.

7. Experiments

We provide a numerical evaluation of our algorithm on two-stage matching instances generated from a public ride-sharing dataset from the City of Chicago. The code for the experiments can be accessed at https://github.com/MapleOx/matching_predictions.

7.1. Dataset and Instance Generation

Since November 2018, the City of Chicago has required ride-sharing companies operating in the city to report anonymized trip data. We used the data from 2022, which can be accessed from the City of Chicago Open Data Portal. In our experiments, we focused on the trip data from 10:00 to 17:00 in the 30-day period from April 1, 2022 to April 30, 2022.⁷ Each trip has a start and end time that are rounded to the nearest 15 minutes for privacy reasons. The dataset also includes the pickup and dropoff locations for each trip, given as the centroid latitude and longitude coordinates of the corresponding census tract or community area.⁸ We restricted the dataset to trips in a rectangular region encompassing the downtown area of Chicago, with latitude between 41.8 and 42.0 and longitude between -87.7 and -87.6 .⁹ The map of this region is depicted in Figure 5a.

⁷ We checked that the results are robust to different choices of dates and times.

⁸ Chicago is divided into approximately 800 census tracts, ranging in size from about 89,000 square feet to 8 square miles. For privacy reasons, the pickup and dropoff coordinates are given as the centroid of the corresponding census tract. If this would result in 2 or fewer unique trips in the same census tract and the same 15 minute window, the coordinates are given as the centroid of the (larger) community area instead. The average size of a community area is about 3 square miles. This page gives more details on the approach to privacy in this dataset.

⁹ We restricted attention to this region in order to avoid including data from the O'Hare and Midway airports. A large portion of trips in the dataset start or end at these airports, and we found that including these trips led to graphs containing large complete bipartite subgraphs, which caused all the algorithms we tested to be identical.

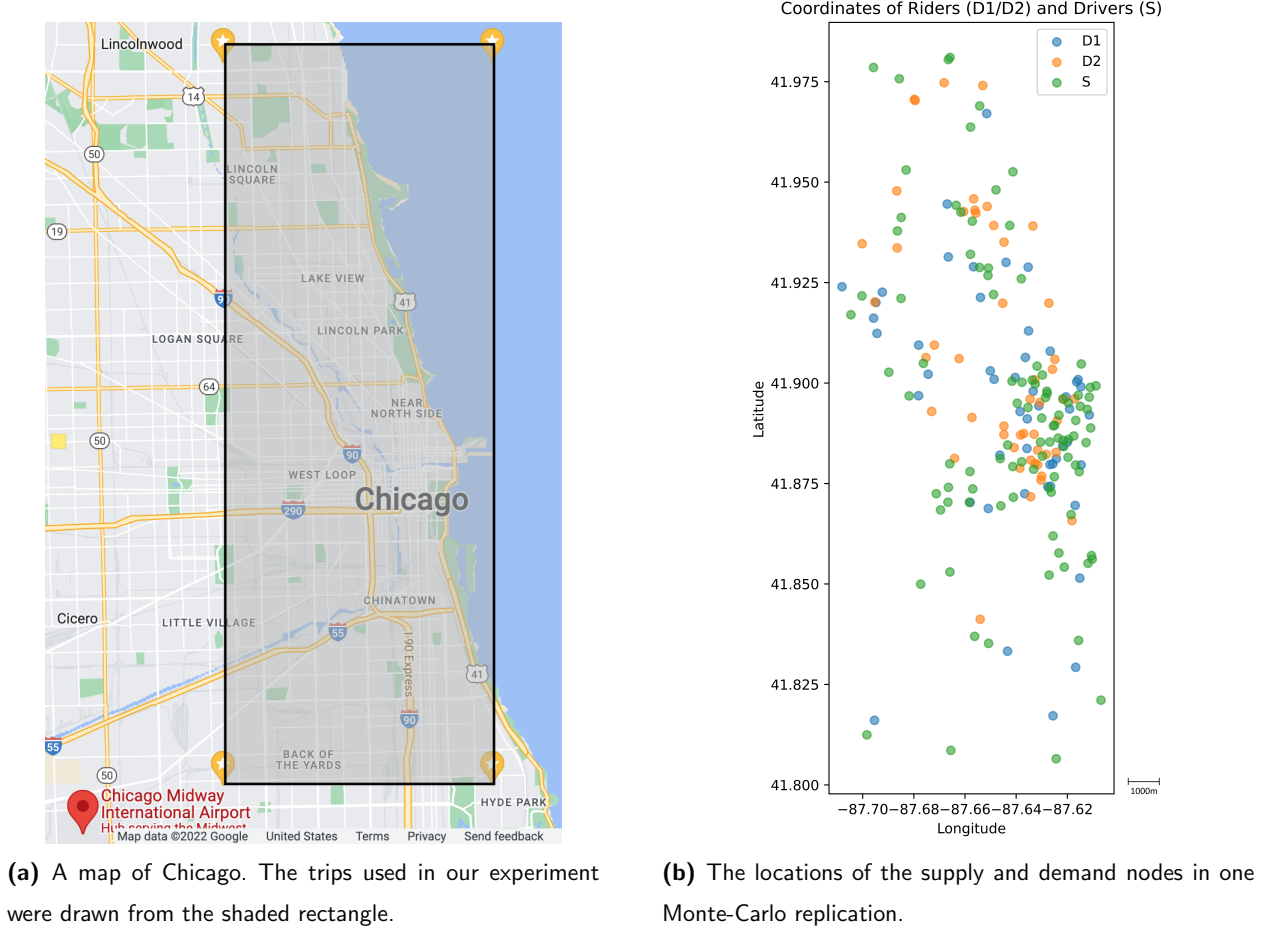


Figure 5 An illustration of the geographic locations of the supply and demand nodes.

To generate two-stage matching instances from the dataset, we mimic the approach of Feng et al. (2021). In each replication, we first sample a day $\text{DAY} \in [30]$ uniformly at random from the 30 possible days in April 2022.

First-stage demand D_1 . Generate a uniformly random time T between 10:00 and 16:45, rounded to the nearest 15 minutes. Fetch all ride requests on day DAY whose **Trip Start Timestamp** equals T . (Recall that all timestamps in the dataset are rounded to the nearest 15 minutes.) We then take D_1 to be a uniform random subset of these requests of size 50.

Second-stage demand D_2 . Fetch all ride requests on day DAY whose **Trip Start Timestamp** equals $T + 15$ (minutes). Then take D_2 to be a uniformly random subset of these requests of size 50.

Supply vertices S . Take S be the set of all drivers whose **Trip End Timestamp** equals $T - 15$, uniformly sampled to have $|S| = 100$.¹⁰ We assume that drivers whose trip ends during T or $T + 15$ are ineligible to serve either first-stage or second-stage demand.

¹⁰ Online matching is most interesting on instances with balanced supply and demand, which is why we make $|S| = |D_1| + |D_2|$.

Edge set E . Recall that the pickup and dropoff locations are reported as the centroid of the nearest census tract. We first randomly perturb each location to a uniformly random point within a ball of radius 1000m, to capture the dispersion of customers with the same census tract. Then, we add an edge between a rider in D and a driver in S if the distance between the rider’s pickup location and the driver’s dropoff location is less than 1000m. This distance is calculated using the longitude and latitude coordinates. Figure 5b illustrates the locations of the supply and demand nodes in one Monte-Carlo replication.

Suggested matching A . The best possible advice is clearly the first-stage edges M_1^* that are chosen by the optimal matching in hindsight. To generate advice of varying quality, we use a “corrupted” suggested matching, obtained by taking each edge (i, j) in the optimal suggested matching M_1^* , and with probability p , replacing it with a random edge (i, j') where j' is a random free vertex. (If i has no free neighbors then we delete edge (i, j) from the suggested matching.) We test 11 values of p ranging from 0 to 0.5 inclusive, in increments of 0.05. A higher value of p represents a higher degree of corruption, and hence leads to a worse advice; adjusting p allows us to test the sensitivity of our algorithms to the quality of the advice.

Supply weights. We experiment with both unweighted graphs, and weighted graphs, where the weights for each supply node are generated independently at random from a probability distribution. We test the following weight distributions: $|N(0, 1)|^{11}$ and $\text{Unif}(1, k)$ for $k \in \{2, 4\}$.

7.2. Computational Results

We tested our algorithm for $R \in \{0, 0.15, 0.3, 0.45, 0.6, 0.75\}$, and where the suggested matching was generated as described above, with the probability of corruption $p \in \{0, 0.05, \dots, 0.5\}$. We compared against 1) The Greedy algorithm (which always chooses the max-weight matching in the first stage), and 2) the $\frac{3}{4}$ -competitive algorithm of Feng et al. (2021) which we will call “Robust” (recall that this is different from our algorithm with $R = 0.75$, since they use the same penalty function $f_j(x) = x$ for all $j \in S$, whereas our algorithm uses different penalty functions depending on whether j is recommended by the advice, even for $R = 0.75$).

We ran 100 replications. In each replication, we 1) generate the base graph G of demand/supply nodes D_1, D_2, S , and edges E (as described above), and 2) test each of the above algorithms on 6 sets of vertex weights on G (one for each of the weight distributions described previously).

The results are shown in Figure 6. Each plot shows a different weight distribution. In each plot, the points represent the average competitive ratio obtained by a given algorithm over the 100 replications. The lines for Greedy and Robust are horizontal because these algorithms do not use the advice, so they are unaffected by its quality.

¹¹ Without loss of generality, the variance of the Normal distribution is taken to be 1; scaling all vertex weights by a constant factor simply scales the value of each algorithm by the same factor.

We make the following observations:

- Robust is the better advice-agnostic algorithm in the unweighted setting, while Greedy is the better advice-agnostic algorithm with varied weights.
- Our algorithms are advice-aware, and their performance improves with the quality of the advice. As R increases, our algorithms' decisions are less affected by the advice, so their performance becomes less sensitive to changes in the advice quality.
- For the maximum possible robustness of $R = 0.75$, our algorithm dominates Robust, even when as many as half of the edges in the suggested matching are corrupted. This suggests there is value in incorporating advice into the algorithm's decisions, even if we only care about maximizing the competitive ratio, and even if the advice can be quite bad.
- When the probability of corruption is $p = 0$, one cannot do better than always following the advice (setting $R = 0$). On the other extreme, $p = 1/2$ with varied weights makes Greedy perform best. However, in all intermediate regimes, algorithms based on new developments in this paper (with $R = 0.15, \dots, 0.75$) perform best.
- It is rarely optimal to set $R = 0.0$ or $R = 0.75$. For example, setting $R = 0.15$ is only marginally worse than $R = 0.0$ when the probability of corruption is 0, and is noticeably better when the probability gets large. Similarly, setting $R = 0.6$ is only marginally worse than $R = 0.75$ when the probability of corruption is 0.5, and is noticeably better when this probability is small. Although more experiments are needed to reach any definite conclusions, this seems to suggest that even if one is very confident in the advice, it may be beneficial to set R to be a small positive value (and not equal to 0). Similarly if one strongly believes the advice to be bad.
- The previous observation agrees with the shape of the concave tradeoff curve from our theory: When $R \approx 0$, one can gain a large improvement in robustness by sacrificing a bit of consistency because the curve is 'flat' at $R = 0$. Similarly, when $R \approx 0.75$, one can gain a large improvement in consistency by sacrificing a bit of robustness, because the curve is 'steep' at $R = 0.75$.

All in all, our experiments indicate that incorporating advice can be beneficial – in particular, there is utility in being able to control the degree to which the advice is followed. Our algorithm gives a principled way to do this for two-stage matching using the parameter R . We do not address the question of how one should choose R given data from practice, and we leave this as a subject for future research.

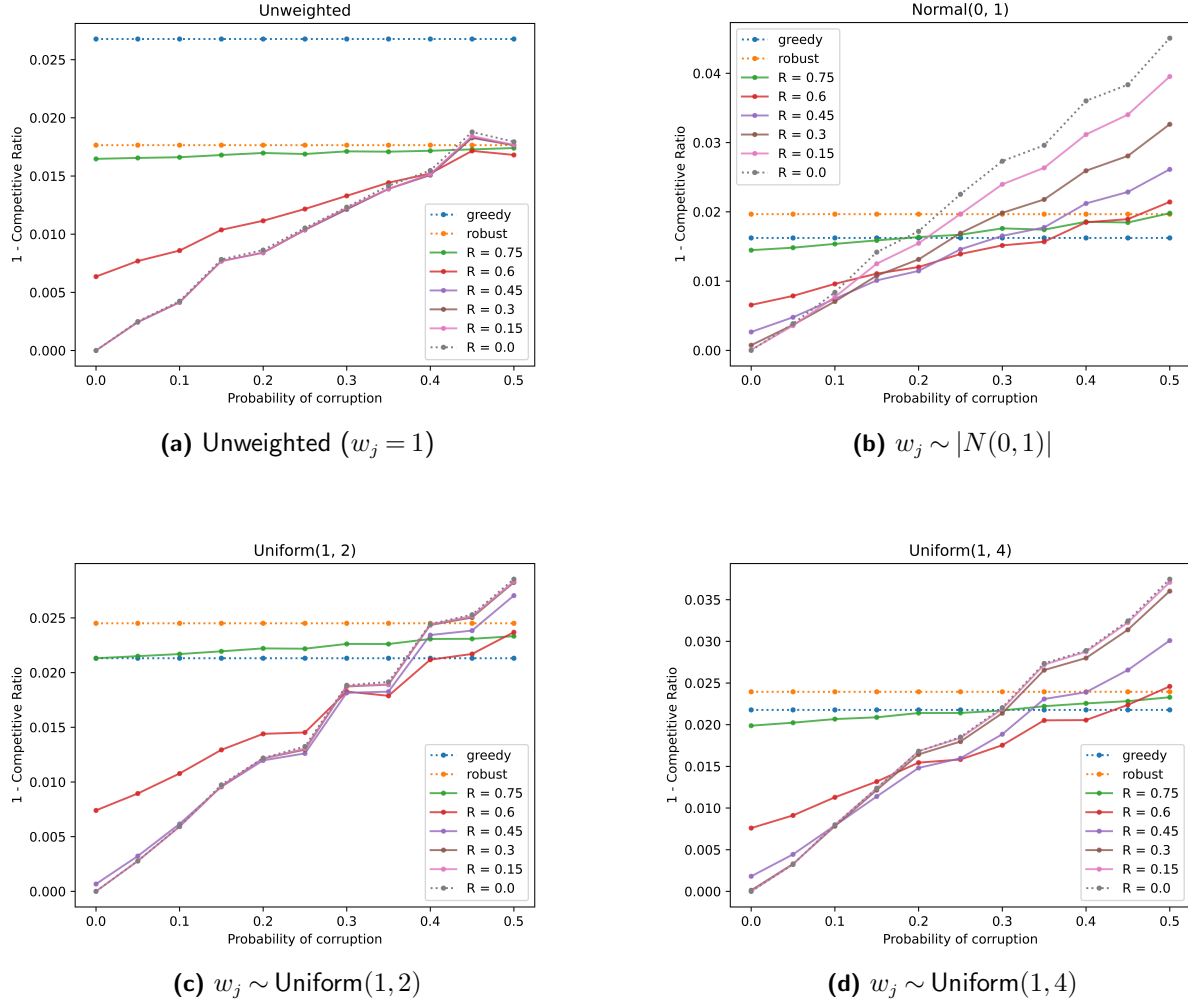


Figure 6 Plots of the performance of the algorithms on various weight distributions. The y -axis is 1 minus the average competitive ratio over the replications, so lower is better. Robust refers to the $\frac{3}{4}$ -competitive algorithm of Feng et al. (2021), and Advice refers to the algorithm that directly follows the advice ($R = 0$). The algorithms with $R = 0.15, \dots, 0.75$ are all based on new developments from this paper.

References

- Yiding Feng, Rad Niazadeh, and Amin Saberi. Two-stage stochastic matching with application to ride hailing. In *Proceedings of the 2021 ACM-SIAM Symposium on Discrete Algorithms (SODA)*, pages 2862–2877. SIAM, 2021.
- Joan Boyar, Lene M. Favrholdt, Christian Kudahl, Kim S. Larsen, and Jesper W. Mikkelsen. Online algorithms with advice: A survey. *ACM Comput. Surv.*, 50(2), apr 2017. ISSN 0360-0300. doi: 10.1145/3056461. URL <https://doi.org/10.1145/3056461>.
- Richard M Karp, Umesh V Vazirani, and Vijay V Vazirani. An optimal algorithm for on-line bipartite matching. In *Proceedings of the twenty-second annual ACM symposium on Theory of computing*, pages

- 352–358, 1990.
- Aranyak Mehta, Amin Saberi, Umesh Vazirani, and Vijay Vazirani. Adwords and generalized online matching. *Journal of the ACM (JACM)*, 54(5):22–es, 2007.
- Mohammad Mahdian, Hamid Nazerzadeh, and Amin Saberi. Online optimization with uncertain information. *ACM Transactions on Algorithms (TALG)*, 8(1):1–29, 2012.
- Thomas Lavastida, Benjamin Moseley, R Ravi, and Chenyang Xu. Learnable and instance-robust predictions for online matching, flows and load balancing. In *29th Annual European Symposium on Algorithms (ESA 2021)*. Schloss Dagstuhl-Leibniz-Zentrum für Informatik, 2021.
- Zhiyi Huang and Thorben Tröbst. Online matching. *Online and Matching-Based Market Design, Federico Echenique, Nicole Immorlica and Vijay V. Vazirani, editors*, to appear in 2022.
- Michael Mitzenmacher and Sergei Vassilvitskii. Algorithms with predictions. *arXiv preprint arXiv:2006.09123*, 2020.
- Antonios Antoniadis, Themis Gouleakis, Pieter Klier, and Pavel Kolev. Secretary and online matching problems with machine learned advice. *Advances in Neural Information Processing Systems*, 33:7933–7944, 2020.
- Ravi Kumar, Manish Purohit, Aaron Schild, Zoya Svitkina, and Erik Vee. Semi-online bipartite matching. *10th Innovations in Theoretical Computer Science*, 2019.
- Dawson Hwang, Patrick Jaillet, and Vahideh Manshadi. Online resource allocation under partially predictable demand. *Operations Research*, 69(3):895–915, 2021.
- Vahideh Manshadi, Scott Rodilitz, Daniela Saban, and Akshaya Suresh. Online algorithms for matching platforms with multi-channel traffic. *arXiv preprint arXiv:2203.15037*, 2022.
- Nikhil R Devanur and Thomas P Hayes. The adwords problem: online keyword matching with budgeted bidders under random permutations. In *Proceedings of the 10th ACM conference on Electronic commerce*, pages 71–78, 2009.
- Vahab S Mirrokni, Shayan Oveis Gharan, and Morteza Zadimoghaddam. Simultaneous approximations for adversarial and stochastic online budgeted allocation. In *Proceedings of the twenty-third annual ACM-SIAM symposium on Discrete Algorithms*, pages 1690–1701. SIAM, 2012.
- Haim Kaplan, David Naori, and Danny Raz. Online weighted matching with a sample. In *Proceedings of the 2022 Annual ACM-SIAM Symposium on Discrete Algorithms (SODA)*, pages 1247–1272. SIAM, 2022.
- Manish Purohit, Zoya Svitkina, and Ravi Kumar. Improving online algorithms via ml predictions. *Advances in Neural Information Processing Systems*, 31, 2018.
- Étienne Bamas, Andreas Maggiori, and Ola Svensson. The primal-dual method for learning augmented algorithms. *Advances in Neural Information Processing Systems*, 33:20083–20094, 2020.
- Alexander Wei and Fred Zhang. Optimal robustness-consistency trade-offs for learning-augmented online algorithms. *Advances in Neural Information Processing Systems*, 33:8042–8053, 2020.

- Bo Sun, Russell Lee, Mohammad Hajiesmaili, Adam Wierman, and Danny Tsang. Pareto-optimal learning-augmented algorithms for online conversion problems. *Advances in Neural Information Processing Systems*, 34, 2021.
- Santiago Balseiro, Christian Kroer, and Rachitesh Kumar. Single-leg revenue management with advice. *arXiv preprint arXiv:2202.10939*, 2022.
- Thodoris Lykouris and Sergei Vassilvitskii. Competitive caching with machine learned advice. *Journal of the ACM (JACM)*, 68(4):1–25, 2021.
- Siddhartha Banerjee, Vasilis Gkatzelis, Artur Gorokh, and Billy Jin. Online nash social welfare maximization with predictions. In *Proceedings of the 2022 ACM-SIAM Symposium on Discrete Algorithms, SODA 2022*. SIAM, 2022.
- John R Birge and Francois Louveaux. *Introduction to stochastic programming*. Springer Science & Business Media, 2011.
- Dimitris Bertsimas, David B Brown, and Constantine Caramanis. Theory and applications of robust optimization. *SIAM review*, 53(3):464–501, 2011.
- Yiding Feng and Rad Niazadeh. Batching and optimal multi-stage bipartite allocations. *Chicago Booth Research Paper*, (20-29), 2020.
- Omar El Housni, Vineet Goyal, Oussama Hanguir, and Clifford Stein. Matching drivers to riders: A two-stage robust approach. *arXiv preprint arXiv:2011.03624*, 2020.
- the City of Chicago. Transportation network providers - trips - 2022. <https://data.cityofchicago.org/Transportation/Transportation-Network-Providers-Trips-2022/2tdj-ffvb>.

Appendix A: The Unweighted and Edge-Weighted Settings

Here, we discuss the unweighted and edge-weighted variants of two-stage bipartite matching in more detail. We show that for these variants, the naive tradeoff curve turns out to be optimal.

A.1. The Unweighted Case

Recall from the Introduction that the naive coin-flip algorithm (that runs the algorithm of Feng et al. (2021) with probability p and follows the advice exactly with probability $1 - p$) achieves the robustness-consistency curve defined by the line segment between $(R, C) = (\frac{1}{2}, 1)$ and $(\frac{3}{4}, \frac{3}{4})$.¹² Somewhat surprisingly, this naive tradeoff is tight in the unweighted setting, which we now show.

The hardness instance. The hardness instance is the “Z” graph – exactly the same as the example in Section 6 – except now the graph is unweighted.

For an illustration of this instance, refer to Figure 4 and replace w_1 with 1 instead of w .

Proposition 1 *In the unweighted setting, any algorithm that is R -robust can be at most C -consistent where $R + C = \frac{3}{2}$.*

¹² The improved robustness of $\frac{1}{2}$ when $C = 1$ (compared to 0 in the vertex-weighted setting), is because any maximal matching is at least $\frac{1}{2}$ -robust when the graph is unweighted.

Proof. Let $x := x_{11}$ and $1 - x := x_{12}$, so that the algorithm's first-stage decision is entirely characterized by the value of x . There are two cases.

1. Edge (2, 1) arrives in the second stage. Then $\text{ALG}(G, A) = 2 - x$ and $\text{ADVICE}(G, A) = 1$.
2. Edge (2, 2) arrives in the second stage. Then $\text{ALG}(G, A) = x + 1$ and $\text{ADVICE}(G, A) = 2$.

(Note that regardless of which edge arrives in the second stage, $\text{OPT}(G)$ is always equal to 2.) For the algorithm to be R -robust in Case 1, we must have

$$\frac{2 - x}{2} \geq R \implies x \leq 2 - 2R.$$

On the other hand, for the algorithm to be C -consistent in Case 2, we must have

$$\frac{x + 1}{2} \geq C \implies x \geq 2C - 1.$$

Since the algorithm does not know which of the two cases will happen in the second stage, it must choose an x that satisfies both of the inequalities above. For a desired robustness R and consistency C , this is only possible if $2C - 1 \leq 2 - 2R$, which when rearranged becomes $R + C \leq \frac{3}{2}$.

A.2. The Edge-Weighted Case

Here, we show that just like in the unweighted setting, a simple straight-line tradeoff is optimal in the edge-weighted setting.

PROPOSITION 1. *For two-stage edge-weighted bipartite matching, the optimal tradeoff curve is given the line segment between $(R, C) = (0, 1)$ and $(R, C) = (\frac{1}{2}, \frac{1}{2})$.*

In two-stage edge-weighted bipartite matching, note that the maximum robustness is $\frac{1}{2}$, which is attained by the algorithm that 1) with probability $\frac{1}{2}$, finds the maximum matching M_1 in the first stage and does nothing in the second stage, and 2) with probability $\frac{1}{2}$, does nothing in the first stage and finds the maximum matching M_2 in the second stage.¹³ Thus, the coin-flip algorithm which naively interpolates between the $\frac{1}{2}$ -robust algorithm and the 1-consistent algorithm (that always follows the advice) attains the tradeoff.

To show the tradeoff is tight, consider a first-stage graph consisting of a single edge with weight 1, and suppose the advice suggests matching the edge. Let x be the probability the algorithm matches the edge. Any R -robust algorithm must have $x \leq 1 - R$, because if $x > 1 - R$ then we cannot maintain R -robustness if in the second stage, a single edge to the offline vertex arrives with very high weight. Since $x \leq 1 - R$, this means the maximum consistency on this instance is $1 - R$ (which is the case if the second-stage graph is empty).

¹³ This algorithm is $\frac{1}{2}$ -robust because the value of the optimal matching is at most the sum of the values of M_1 and M_2 . On the other hand, it is an easy exercise to find an example which shows that no algorithm can be more than $\frac{1}{2}$ -robust.

Appendix B: Omitted Details from the Proof of Theorem 2

CLAIM 2. *The expression*

$$\frac{w_a \bar{x}_a + w \sum_{j \in S_0} \bar{x}_{ij} + \sum_{j \in S_2} \frac{w \bar{x}_{ij}}{\bar{x}_j(1-f_j(\bar{x}_j))}}{w_a + \sum_{j \in S_2} \frac{w \bar{x}_{ij}}{\bar{x}_j(1-f_j(\bar{x}_j))}}$$

is decreasing in w_a .

Proof of Claim 2 For clarity, let $\lambda := \bar{x}_a$, $b := w \sum_{j \in S_0} \bar{x}_{ij}$, and $c := \sum_{j \in S_2} \frac{w \bar{x}_{ij}}{\bar{x}_j(1-f_j(\bar{x}_j))}$. The expression then becomes

$$\frac{\lambda w_a + b + c}{w_a + c} = \lambda + \frac{b + (1 - \lambda)c}{w_a + c},$$

which is clearly decreasing in w_a because $\lambda \leq 1$.

CLAIM 3. *The expression*

$$\frac{\frac{\bar{x}_a}{1-f_a(\bar{x}_a)} + \sum_{j \in S_0} \bar{x}_{ij} + \sum_{j \in S_2} \frac{\bar{x}_{ij}}{\bar{x}_j(1-f_j(\bar{x}_j))}}{\frac{1}{1-f_a(\bar{x}_a)} + \sum_{j \in S_2} \frac{\bar{x}_{ij}}{\bar{x}_j(1-f_j(\bar{x}_j))}}$$

is decreasing in $\bar{x}_j(1-f_j(\bar{x}_j))$ for all $j \in S_2$.

Proof of Claim 3 For clarity, let $z = \frac{\bar{x}_{ij}}{\bar{x}_j(1-f_j(\bar{x}_j))}$, $b = \frac{\bar{x}_a}{1-f_a(\bar{x}_a)} + \sum_{j \in S_0} \bar{x}_{ij} + \sum_{j' \in S_2 \setminus \{j\}} \frac{\bar{x}_{ij'}}{\bar{x}_{j'}(1-f_{j'}(\bar{x}_{j'}))}$, and $c = \frac{1}{1-f_a(\bar{x}_a)} + \sum_{j' \in S_2 \setminus \{j\}} \frac{\bar{x}_{ij'}}{\bar{x}_{j'}(1-f_{j'}(\bar{x}_{j'}))}$. Then, the expression becomes

$$\frac{z + b}{z + c} = 1 + \frac{b - c}{z + c},$$

which is *increasing* in z because we may assume $b \leq c$. (If $b \geq c$ then $\rho(i) \geq 1$, and there would be nothing to prove.) Since z is decreasing in $\bar{x}_j(1-f_j(\bar{x}_j))$, we conclude that the overall expression is decreasing in $\bar{x}_j(1-f_j(\bar{x}_j))$.

CLAIM 4. *For all $0 \leq R \leq \frac{3}{4}$ and $0 \leq \bar{x}_j \leq 1$,*

$$\bar{x}_j \left(\frac{R - \bar{x}_j}{1 - \bar{x}_j} \right) \leq 2 - R - 2\sqrt{1 - R}.$$

Proof of Claim 4 For clarity, let $z := \bar{x}_j$ and $g(z) := \frac{z(R-z)}{1-z}$ be the LHS expression. We know that $g(z)$ is maximized at a point where $g'(z) = 0$ or when $z \in \{0, 1\}$. When $z = 0$, we have $g(z) = 0$ so the inequality holds. On the other hand, as $z \rightarrow 1^-$, we have $g(z) \rightarrow -\infty$ so the inequality holds. It remains to check the case where $g'(z) = 0$. Calculating the derivative, we get

$$g'(z) = \frac{(R - 2z)(1 - z) + z(R - z)}{(1 - z)^2}.$$

Setting it to 0 and solving for z , we get

$$z^2 - 2z + R = 0 \implies z = 1 \pm \sqrt{1 - R}.$$

Since $0 \leq z \leq 1$, the only feasible root is $z = 1 - \sqrt{1 - R}$. Plugging this back in, we get

$$g(1 - \sqrt{1 - R}) = 2 - R - 2\sqrt{1 - R}.$$

CLAIM 5. *For all $0 \leq R \leq 1$,*

$$\frac{1}{3 - R - 2\sqrt{1 - R}} \geq 2\sqrt{1 - R} - (1 - R).$$

Proof of Claim 5 Let $z := 1 - \sqrt{1 - R}$. Then

$$3 - R - 2\sqrt{1 - R} = 1 + z^2 \quad \text{and} \quad 2\sqrt{1 - R} - (1 - R) = 1 - z^2,$$

so that the inequality in the claim becomes $\frac{1}{1+z^2} \geq 1 - z^2$, which is clearly true.

CLAIM 6. *Suppose*

$$\frac{\mu z_1^2 - \mu z_1 + z_0}{\mu z_1 + \lambda z_2} = -\frac{1}{\lambda}$$

where $z_0 + z_1 + z_2 = 1$, and $\mu, \lambda > 0$ are any positive real numbers with $\frac{1}{\sqrt{\mu}} + \frac{1}{\sqrt{\lambda}} = 1$.¹⁴ Then $z_1 = \frac{1}{\sqrt{\mu}}$.

Proof. Substituting $z_0 = 1 - z_1 - z_2$ and expanding the equation, we get

$$\mu z_1^2 + \left(\frac{\mu}{\lambda} - \mu - 1\right) z_1 + 1 = 0. \tag{8}$$

Since $\frac{1}{\sqrt{\mu}} + \frac{1}{\sqrt{\lambda}} = 1$, we have $\frac{\mu}{\lambda} = (\sqrt{\mu} - 1)^2 = \mu + 1 - 2\sqrt{\mu}$. Substituting into Equation (8), we get

$$\mu z_1^2 - 2\sqrt{\mu} z_1 + 1 = 0,$$

which factors as $(\sqrt{\mu} z_1 - 1)^2 = 0$. Therefore $z_1 = \frac{1}{\sqrt{\mu}}$.

¹⁴ Note that $\mu = \frac{1}{1-R}$ and $\lambda = \frac{1}{2-R-2\sqrt{1-R}} = \frac{1}{(1-\sqrt{1-R})^2}$ satisfy $\frac{1}{\sqrt{\mu}} + \frac{1}{\sqrt{\lambda}} = 1$.