

Using EBGAN for Anomaly Intrusion Detection

Yi Cui¹, Wenfeng Shen^{2,1,*}, Jian Zhang¹, Weijia Lu³, Chuang Liu³, Lin Sun³, Si Chen⁴

¹ School of Computer Engineering and Science, Shanghai University, Shanghai, China

² Xi'an Innovation College, Yan'an University, Shaanxi, China

³ AI Lab, United Automotive Electronic Systems Co., Shanghai, China

⁴ School of Medicine, Shanghai University, Shanghai, China

Email: {yicui, wfshen, zhangjian}@shu.edu.cn, {weijia.lu, chuang.liu, lin.sun}@uaes.com, Caroline-sisi-chen@hotmail.com

Abstract—As an active network security protection scheme, intrusion detection system (IDS) undertakes the important responsibility of detecting network attacks in the form of malicious network traffic. Intrusion detection technology is an important part of IDS. At present, many scholars have carried out extensive research on intrusion detection technology. However, developing an efficient intrusion detection method for massive network traffic data is still difficult. Since Generative Adversarial Networks (GANs) have powerful modeling capabilities for complex high-dimensional data, they provide new ideas for addressing this problem. In this paper, we put forward an EBGAN-based intrusion detection method, IDS-EBGAN, that classifies network records as normal traffic or malicious traffic. The generator in IDS-EBGAN is responsible for converting the original malicious network traffic in the training set into adversarial malicious examples. This is because we want to use adversarial learning to improve the ability of discriminator to detect malicious traffic. At the same time, the discriminator adopts Autoencoder model. During testing, IDS-EBGAN uses reconstruction error of discriminator to classify traffic records.

Index Terms—GANs, Energy-based Generative Adversarial Network (EBGAN), Intrusion Detection, Anomaly Detection, Adversarial Sample

I. INTRODUCTION

In network security research, IDS has become an effective technique to protect networks or systems from attacks [1]. By monitoring network traffic, IDS is expected to issue alerts in time if malicious network traffic is identified [2]. The performance of IDS mainly depends on the quality of the intrusion detection technology, so intrusion detection technology is directly related to the detection rate of the whole system. In order to effectively deal with network attacks, many researchers have begun to study intrusion detection techniques.

In fact, intrusion detection is similar to the classification problem, which requires to determine whether the network traffic is normal or malicious. In classification problem, many machine learning algorithms have been applied to network anomaly detection and achieved good results. These algorithms perform classification tasks to identify malicious behaviors in network traffic, such as Support Vector Machine (SVM) [3] and K-Nearest Neighbors (KNN) [4], etc. However, with the continuous upgrade of hacker attack methods and the massive amount of network traffic data faced, some

traditional machine learning algorithms are not applicable for new intrusion detection scenarios.

In recent years, the advance of deep learning has also greatly promoted the development of intrusion detection. Different from traditional machine learning, deep learning learns the intrinsic laws of sample data, and the multi-layer nonlinear network structure constructed by deep learning can better adapt to the learning and prediction of complex high-dimensional data, which is more promising in solving intrusion detection problems [2]. Autoencoder (AE) [5], Recurrent Neural Network (RNN) [6] and other deep learning algorithms are widely used for feature extraction tasks and sequence data processing tasks in intrusion detection.

However, network traffic data is not only complex and high-dimensional, but also has the problem of data class imbalance. Training an intrusion detection model with an unbalanced dataset where normal traffic data far outnumbers malicious traffic data may have a large impact on its accuracy. More importantly, the intrusion detection model exposes its weaknesses under the action of adversarial samples: for an already trained classification model, adding some imperceptible perturbations to malicious traffic samples in the training set will lead to incorrect classification results [7]. Based on the above problems, it is still a challenge to develop an efficient intrusion detection method.

GANs [8] are a powerful generative model that can model data distribution, which provides the possibility to solve the above difficulties. GANs consist of two modules which are used to reach an optimal solution through a minimax game [9]. As a model, GANs have been successfully applied in the fields of image [10], natural language processing [11] and other fields. Current research focuses on using GAN for malicious traffic detection or generating adversarial malicious examples to improve the robustness of IDS.

Here we propose an EBGAN-based intrusion detection method IDS-EBGAN, which can detect malicious traffic accurately and efficiently. Inspired by IDSGAN [12], the generator in IDS-EBGAN is used to modify the original malicious traffic to generate adversarial samples. It is worth noting that modifications to the original malicious traffic do not affect its attack capabilities. Based on the idea of sample reconstruction [13], we try to use the EBGAN autoencoder model for intrusion detection tasks, where the discriminator reconstructs the input

*Corresponding Author

samples. The fidelity of the traffic sample reconstruction is used to measure whether the network traffic is anomalous or not. In addition, we combine state-of-the-art techniques [14] [15] to improve the encoder in the discriminator to stabilize the training of the model.

II. RELATED WORK

A. Traditional Methods

In the field of academic research, there are numerous attempts to use traditional methods in intrusion detection tasks. Guan et al. [16] propose a clustering algorithm based on K-means and use it for intrusion detection. Terai et al. [17] introduce a SVM method for network attack detection in the industrial control domain. Their method realizes the discrimination between normal and malicious traffic by analyzing the features of network packets. In addition, decision tree algorithms [18] [19] are also widely used in intrusion detection.

B. GAN-based Methods

Lin et al. [12] propose the IDSGAN framework for adversarial attack sample generation against IDS. In later work, Usama et al. [20] add some constraints on the conditions for the generation of adversarial attack samples. In this paper, we incorporate the generation method of adversarial example into the intrusion detection method to improve the performance of the model.

Schlegl et al. [21] applied GAN to the task of eye image anomaly detection in 2017. During testing, AnoGAN needs to optimize the best latent vector z corresponding to the test sample through the iterative process of the backpropagation algorithm. Since the backpropagation algorithm is time-consuming, it is not suitable for real-time network intrusion detection. With the proposal of BiGAN [22], Zenati et al. propose the EGBAD model [23], which solves the time-consuming problem of AnoGAN. Meanwhile, EGBAD has also achieved better results on the intrusion detection task. In 2018, the ALAD model was proposed [15]. It has two more discriminators and employs state-of-the-art techniques to further improve the performance of encoder and stabilize GAN training. In the same year, Akcay et al. [24] put forward the GANomaly model, which uses an encoder-decoder-encoder sub-network in the generator architecture. The above GAN-based anomaly detection models all reflect the idea of sample reconstruction. Inspired by existing research progress, we propose an EBGAN-based intrusion detection method.

III. BACKGROUND KNOWLEDGE

A. Adversarial Example

First, some very small but purposeful perturbations are added to the samples in the dataset to form new input samples. Then feeding the perturbed samples into the model will result in the model outputting wrong answers with high confidence [25]. The sample with added perturbation is the adversarial sample. Adversarial training is a powerful method to enhance the robustness of neural networks.

B. Energy-based Generative Adversarial Networks

GANs were introduced by Goodfellow et al. in 2014 [8]. They consist of two neural networks, a generator G and a discriminator D . G converts random noise sampled from a Gaussian or uniform distribution into real samples, while D evaluates the likelihood that the input samples come from G or the real dataset. G and D play against each other. G generates fake samples that are similar to real samples as much as possible, while D maximizes the likelihood of assigning correct labels to the training samples and the samples generated by G . GANs are probabilistic-based models, which is a commonly accepted cognitive approach. Because the essence of D is to calculate the conditional probability that the sample x belongs to the category y , the essence of G is to calculate the generation probability of the sample x in the whole distribution.

EBGAN [26] is a GAN explained from an energy perspective, which treats the discriminator as an energy function. The discriminator D is responsible for assigning low energy to high data density areas and high energy to those outside areas. The generator G generates samples in the space where the discriminator assigns low energy. A typical example of the EBGAN framework is that the discriminator in EBGAN uses an AE architecture. And the reconstruction error of the AE in EBGAN is used as energy.

Suppose p_{data} is the underlying probability density distribution of the generated dataset. The generator G first samples from a known distribution p_z , and then uses the extracted random vector z to generate a sample $G(z)$. The discriminator D takes generated samples or real samples as input, and evaluates the energy value $\mathbb{E} \in \mathbb{R}$ of each input sample. The architecture of the EBGAN autoencoder is presented in Fig. 1.

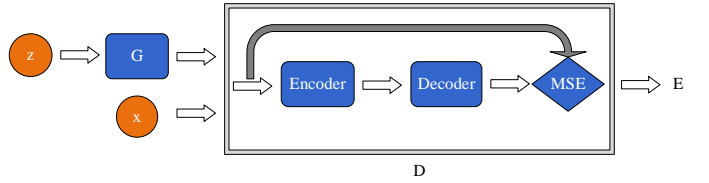


Fig. 1. EBGAN autoencoder Model.

EBGAN defines two different loss functions for the training of G and D . Given a positive boundary m , a data sample x and a generated sample $G(z)$, the discriminator loss \mathcal{L}_D and generator loss \mathcal{L}_G are as follows:

$$\mathcal{L}_D(x, z) = D(x) + [m - D(G(z))]^+ \quad (1)$$

$$\mathcal{L}_G(z) = D(G(z)) \quad (2)$$

where $[\cdot]^+ = \max(0, \cdot)$.

In EBGAN autoencoder model, there is also the Pull-away Term operation, referred to as PT. This operation is imposed on the loss function of G to avoid the model generating samples that are clustered in one or a few p_{data} patterns. PT operates

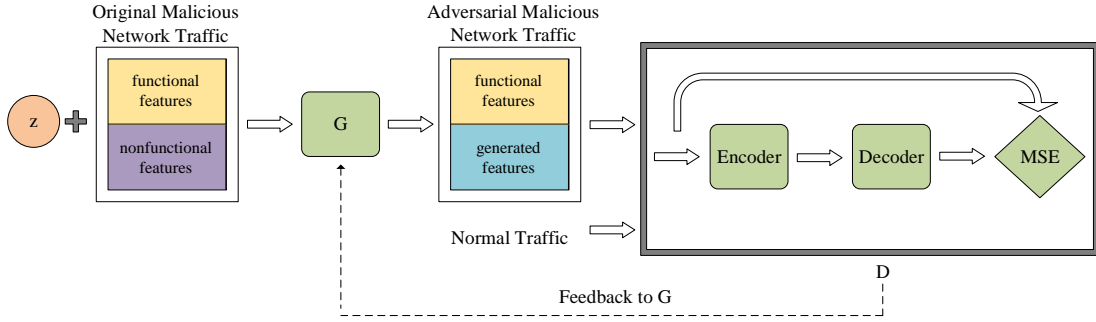


Fig. 3. IDS-EBGAN.

Algorithm 1: IDS-EBGAN for Intrusion Detection

$D_{normal}, D_{abnormal} \leftarrow get_class_data(D_{train})$
 IDS-EBGAN $\leftarrow train_model(D_{normal}, D_{abnormal})$

Input : x in D_{test} , $Encoder$, $Decoder$

Output: $A(x)$, where A is the anomaly function

```

1: procedure INFERENCE
2:    $\tilde{z} \leftarrow Encoder(x) \triangleright Encode\ samples$ 
3:    $\tilde{x} \leftarrow Decoder(\tilde{z}) \triangleright Reconstruct\ samples$ 
4:   return  $MSE(x, \tilde{x})$ 
5: end procedure

```

There are usually two ways to set the threshold of anomaly score:

- Set based on the ratio of normal and malicious traffic samples. This method usually takes the top $c\%$ of samples with the highest anomaly scores after calculating the anomaly scores of all samples, and marks them as malicious traffic.
- Adjust the threshold setting according to the specific working conditions. The specific practice can use the maximum anomaly score obtained by training normal network traffic during model training as the threshold. During the test, if the abnormal score of the sample to be tested is higher than the threshold, it is determined as malicious traffic.

V. EXPERIMENTS

We experiment on the NSL-KDD dataset. In the data pre-processing stage, One-Hot encoding is performed for the non-numeric features in the discrete features, and finally the 41-dimensional network traffic is converted into 121-dimensional. At the same time, the input vectors are normalized with Min-Max Normalization. In the experiment, we use a proportion-based approach to set the threshold of anomaly scores. After calculating the anomaly scores of all samples, the 44% of network traffic records with the highest anomaly scores $A(x)$ are categorized as malicious traffic. The formula for Min-Max Normalization is as follows:

$$x' = \frac{x - x_{min}}{x_{max} - x_{min}} \quad (5)$$

Where x is the value before normalization. x_{max} and x_{min} respectively represent the maximum and minimum values of the feature in the dataset.

Since our problem is a binary classification problem, according to the settings, the generator can only generate a certain class of adversarial malicious traffic samples at a time. Therefore, in the experiments, the data used for model training actually consists of normal network traffic and malicious traffic examples of a certain attack in D_{train} . In addition, considering that the U2R and R2L attack categories have fewer traffic records and they have similar functional characteristics, the attacks of these two categories are considered as a type of attack. In the following experiments, we take the generation of DoS-type adversarial attack samples as an example to verify the performance of the IDS-EBGAN.

A. Experimental Results

We use Precision, Recall, and F1 score to evaluate our model. The results for all models in the table are averaged over twenty runs. In Table II, IDS-EBGAN achieves competitive results on NSL-KDD. Compared with AE, our model has obvious advantages. Python Outlier Detection (PyOD) [29] is the most popular Python anomaly detection tool library today. PyOD includes nearly 20 common anomaly detection algorithms. Except for EGBAD, ALAD, GANomaly and AE, the rest of the models are implemented using the algorithms in the PyOD.

TABLE II
RESULTS ON NSL-KDD

Model	Precision	Recall	F1 score
HBOS	0.7502	0.7923	0.7807
IForest	0.6802	0.8260	0.7462
KNN	0.6437	0.6620	0.6570
LOF	0.6273	0.7405	0.6792
OCSVM	0.6774	0.6818	0.6795
PCA	0.7912	0.7574	0.8039
AE	0.9167	0.9290	0.9386
EGBAD	0.7260	0.7582	0.7372
ALAD	0.8309	0.7998	0.8001
GANomaly	0.8427	0.8598	0.8501
Ours with SN	0.9289	0.9317	0.9405

B. Evaluation of Spectral Normalization

Inspired by ALAD [15], we add the SN to the encoder of the discriminator in IDS-EBGAN. Here, we also evaluate the performance impact of the addition of SN on intrusion detection. Similarly, for all the results in Table III, we have taken the average of twenty runs. From Table III, it is obvious that SN has a minor impact on the results of the experiment.

TABLE III
SN PERFORMANCE

Model	Precision	Recall	F1 score
Ours with SN	0.9289	0.9317	0.9405
Ours without SN	0.9280	0.9321	0.9399

To further explore whether the addition of SN is beneficial to the training of discriminator, we record the loss value of discriminator during model training. In Fig. 4, it is evident that the loss value of the discriminator fluctuates less after SN is added.

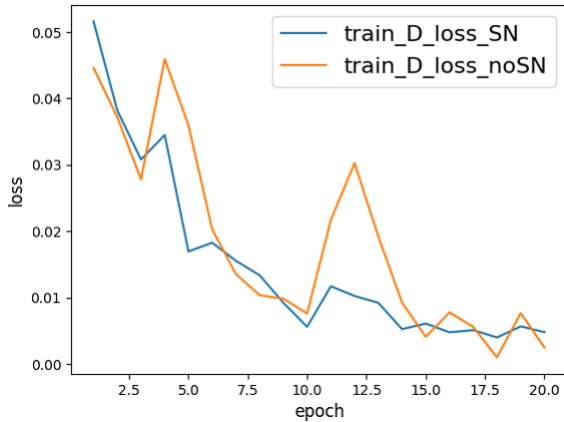


Fig. 4. Effect of SN on discriminator training.

C. Evaluation of Anomaly Scores

Here we evaluate our anomaly function and compare it with other criteria based on reconstruction. For example, we consider the L_1 reconstruction error and MSE loss for comparison. Let x be the input sample, $\tilde{x} = Decoder(Encoder(x))$ is the network traffic reconstructed by IDS-EBGAN.

- $L_1 : A(x) = \|x - \tilde{x}\|_1$
- $MSE : A(x) = MSE(x, \tilde{x})$

TABLE IV
DIFFERENT ANOMALY SCORE

Model	Precision	Recall	F1 score
L_1	0.9013	0.8901	0.9067
MSE	0.9289	0.9317	0.9405

From the data in Table IV, we can observe that MSE performs better compared to the L_1 reconstruction error. To more effectively evaluate the validity of the anomaly score we selected, during the model testing period, we calculate the anomaly scores of each network traffic in D_{test} and obtain an anomaly score set S . Next, we use Min-Max normalization to convert the data in S into $[0,1]$ interval and obtain the set of anomaly scores s' . From the anomaly score Histogram drawn from the data in s' (see Fig. 5), we can see that the score distribution of normal traffic and malicious traffic has a clear boundary, which shows the rationality of the anomaly score evaluation method we selected.

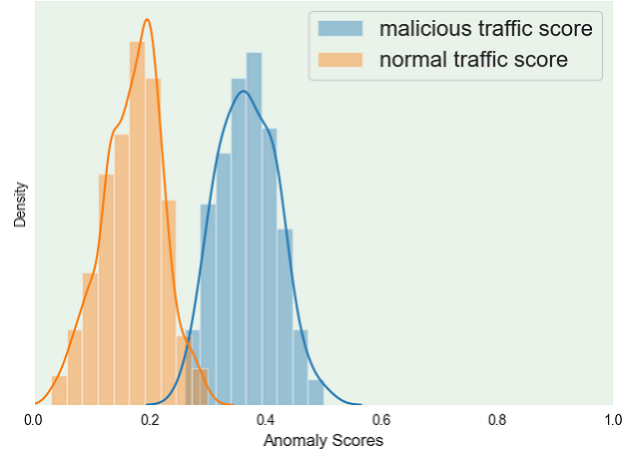


Fig. 5. Histogram of anomaly scores for the test data.

Furthermore, in the testing phase, we also cluster the reconstructed network traffic using KMeans [30] and visualize the results with t-SNE. Fig. 6 makes it clear that clustering results of reconstructed network traffic are clearly distinguished, which further confirms that our model can better reconstruct network traffic and distinguish them.

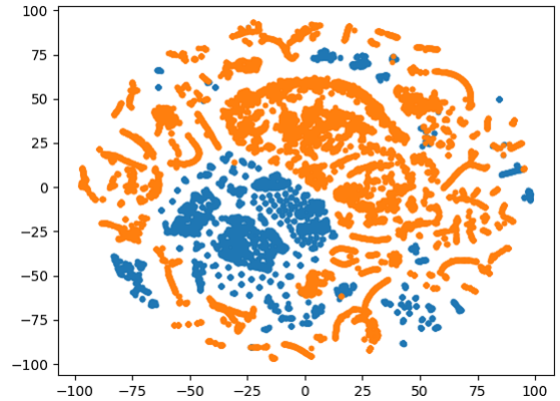


Fig. 6. t-SNE visualization of the reconstruct samples.

D. The Role of Generator

In IDS-EBGAN, the main role of G is to generate adversarial malicious traffic. To study the impact of adversarial examples generated in the model on the intrusion detection task, we conduct relevant experiments. The input of the generator G in IDS-EBGAN is the concatenation of the random noise vector and the original malicious traffic. The comparison experiment is to let the input of the G be random noise vector, and the output is the fake network traffic instance. Similarly, we take the average of twenty results. As can be seen from Fig. 7, the generation of adversarial malicious traffic is of great significance to the model.

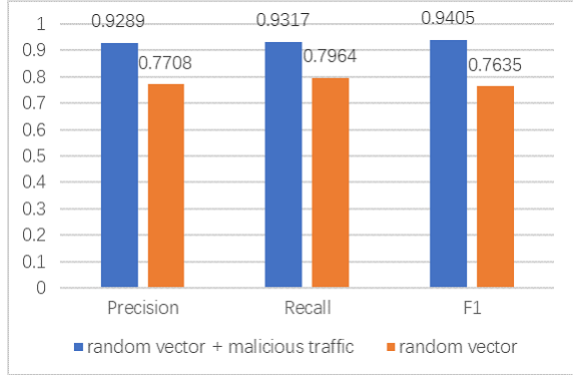


Fig. 7. The performance of the generator.

E. Setting of Parameters

The model is implemented using Pytorch1.8.1. In the experiments, the details of the architecture and hyperparameters of IDS-EBGAN are shown in Table V. Among them, we also explore the influence of the value of the positive boundary m in the IDS-EBGAN loss function on the model. We conduct a wide range of experiments on the value of m and find that the detection performance of the model is better when $m=1$.

VI. CONCLUSION

In this paper, an intrusion detection method based on EBGAN is proposed. In the training phase, the method utilizes the generation ability of the generator to produce adversarial malicious traffic while retaining the attack function of the traffic. After training, the discriminator can perfectly reconstruct normal network traffic, while the reconstruction loss of malicious traffic is relatively large. Through a series of experiments, we show that IDS-EBGAN is promising. Next, we will try to apply this method to other intrusion detection datasets, such as CIC-IDS-2018. In the future, we might try to use IDS-EBGAN in real working conditions to see its performance and make corresponding improvements.

ACKNOWLEDGMENT

This work was supported by the Grand Joint Projects of Shanghai University grant 202124, Shanghai Engineering Research Center of Intelligent Computing System, Shanghai University (Grant number 19DZ2252600),

TABLE V
TRAINING DETAILS

Operation	Units	Non-linearity
<i>Generator (G)</i>		
Linear	512	LeakyReLU
Linear	256	LeakyReLU
Linear	23	
<i>Discriminator – Encoder</i>		
Linear	512	LeakyReLU
Linear	256	LeakyReLU
Linear	100	
<i>Discriminator – Decoder</i>		
Linear	128	LeakyReLU
Linear	256	LeakyReLU
Linear	121	
<i>Hyperparameters</i>		
Optimize	Adam	
Learning Rate	0.0002	
Batch Size	64	
Latent Dimensions	100	
Iterations	20	
Lambda_pt	0.1	
m	1	

The National Key Research and Development Program of China (No. 2018YFB0704400), Shanghai Sailing Program(20YF1414300), and GHfund B (Grand No.20210702).

REFERENCES

- [1] R. M. Lee, M. J. Assante, and T. Conway, “Analysis of the cyber attack on the Ukrainian power grid,” *Electricity Information Sharing and Analysis Center (E-ISAC)*, 2016.
- [2] S. J. Jian, Z. G. Lu, B. Jiang, and B. X. Liu, “Overview of network intrusion detection technology,” *Journal of Cyber Security*, vol. 5, no. 4, pp. 96–122, 1955.
- [3] W. J. Hu, Y. H. Liao, and V. R. Vemuri, “Robust support vector machines for anomaly detection in computer security,” in *Proceedings of the 20th International Conference on Machine Learning and Applications (ICMLA)*, vol. 5, no. 4, pp. 96–122, 2020.
- [4] B. Senthilnayagi, K. Venkatalakshmi, and A. Kannan, “Intrusion detection system using fuzzy rough set feature selection and modified KNN classifier,” *Int. Arab J. Inf. Technol.*, vol. 16, no. 4, pp. 746–753, 2019.
- [5] Y. N. Kunang, S. Nurmaini, D. Stiawan, A. Zarkas, Firdaus, and Jasmir, “Automatic features extraction using autoencoder in intrusion detection system,” in *2018 International Conference on Electrical Engineering and Computer Science (ICECOS)*, IEEE, 2018, pp. 219–224.
- [6] C. Yin, Y. Zhu, J. Fei, and X. HeY, “A deep learning approach for intrusion detection using recurrent neural networks,” *IEEE Access*, vol. 5, pp. 21954–21961, 2017.
- [7] N. Carlini, D. Wagner, “Adversarial examples are not easily detected: Bypassing ten detection methods,” *Proceedings of the 10th ACM workshop on artificial intelligence and security*. 2017, pp. 3–14.
- [8] I. Goodfellow, J. Pouget-Abadie, M. Mirza, B. Xu, D. Warde-Farley, S. Ozair, A. Courville, and Y. Bengio, “Generative adversarial nets,” in *Advances in Neural Information Processing Systems*, 2014, pp. 2672–2680.
- [9] H. Lee, S. Han, and J. Lee, “Generative adversarial trainer: Defense to adversarial perturbations with gan,” *arXiv preprint arXiv:1705.03387*, 2017.
- [10] C. Ledig, L. Theis, F. Huszar, J. Caballero, A. Cunningham, A. P. Acosta, et al., “Photo-realistic single image super-resolution using a generative adversarial network,” in *Proceedings of the IEEE Conference on Computer Vision and Pattern Recognition (CVPR)*, 2017, pp. 4681–4690.
- [11] H. Lee and Y. Tsao, “Generative adversarial network and its applications to speech signal and natural language processing,” in *IEEE International Conference on Acoustics, Speech and Signal Processing*. 2018.

- [12] Z. Lin, Y. Shi, and Z. Xue, "IDSGAN: generative adversarial networks for attack generation against intrusion detection," *arXiv preprint arXiv:1809.02077*, 2018.
- [13] M. A. Pimentel, D. A. Clifton, L. Clifton, and L. Tarasenko, "A review of novelty detection," *Signal Processing*, vol. 99, pp. 215-249, 2014.
- [14] T. Miyato, T. Kataoka, M. Koyama, and Y. Yoshida, "Spectral normalization for generative adversarial networks," in *International Conference on Learning Representations (ICLR)*, Vancouver, Canada, apr 2018.
- [15] H. Zenati, M. Romain, C. S. Foo, B. Lecouat, and V. Chandrasekhar, "Adversarially learned anomaly detection," in *2018 IEEE International Conference on Data Mining (ICDM)*, November 2018, pp. 727-736.
- [16] Y. Guan, A. A. Ghorbani, and N. Belacel, "Y-means: a clustering method for intrusion detection," in *CCECE 2003-Canadian Conference on Electrical and Computer Engineering*, vol. 2, pp. 1083-1086, May 2003.
- [17] A. Terai, S. Abe, S. Kojima, Y. Takano, and I. Koshijima, "Cyber-Attack Detection for Industrial Control System Monitoring with Support Vector Machine Based on Communication Profile," *2017 IEEE European Symposium on Security and Privacy Workshops (EuroS&PW)*, 2017, pp. 132-138.
- [18] M. Kumar, M. Hanumanthappa, and T. V. S. Kumar, "Intrusion Detection System using decision tree algorithm," in *2012 IEEE 14th International Conference on Communication Technology*, pp. 629-634, 2012.
- [19] P.I. Radoglou-Grammatikis, and P.G. Sarigiannidis, "An Anomaly-Based Intrusion Detection System for the Smart Grid Based on CART Decision Tree," in *Global Information Infrastructure and Networking Symposium (GIIS)*, pp. 1-5, 2018.
- [20] M. Usama, M. Asim, S. Latif, J. Qadir, and Ala-Al-Fuqaha, "Generative Adversarial Networks For Launching and Thwarting Adversarial Attacks on Network Intrusion Detection Systems," *2019 15th International Wireless Communications & Mobile Computing Conference (IWCMC)*, 2019, pp. 78-83.
- [21] T. Schlegl, P. Seeböck, S. M. Waldstein, U. Schmidt-Erfurth, and G. Langs, "Unsupervised anomaly detection with generative adversarial networks to guide marker discovery," *International Conference on Information Processing in Medical Imaging*, pp. 146-157, 2017.
- [22] J. Donahue, P. Krähenbühl, and T. Darrell, "Adversarial Feature Learning," in *International Conference on Learning Representations (ICLR)*, Toulon, France, apr 2017. [Online]. Available: <http://arxiv.org/abs/1605.09782>.
- [23] H. Zenati, C. S. Foo, B. Lecouat, G. Manek, and V. R. Chandrasekhar, "Efficient gan-based anomaly detection," in *International Conference on Learning Representations (ICLR)*, Vancouver, Canada, 2018. Available: <https://arxiv.org/pdf/1802.06222>.
- [24] S. Akcay, A. Atapour-Abarghouei, and T. P. Breckon, "Ganomaly: Semi-supervised anomaly detection via adversarial training," in *Asian conference on Computer Vision*, December 2018, pp. 622-637.
- [25] I. J. Goodfellow, J. Shlens, and C. Szegedy, "Explaining and harnessing adversarial examples," in *International Conference on Learning Representations (ICLR)*, 2015.
- [26] J. B. Zhao, M. Mathieu and Y. LeCun, "Energy-based generative adversarial network," in *International Conference on Learning Representations (ICLR)*, Toulon, France, 2017.
- [27] L. Hu, Z. Zhang, H. Tang, and N. Xie, "An improved intrusion detection framework based on artificial neural networks," in *Proceedings of the 11th International Conference on Natural Computation*, 2015, pp. 1115-1120.
- [28] J. J. Davis and A. J. Clark, "Data preprocessing for anomaly based network intrusion detection: A review," *computers & security*, vol. 30, pp. 353-375, 2011.
- [29] [Online]. Available: <https://pyod.readthedocs.io/en/latest/pyod.models.html>
- [30] A. Chen, N. Chen, and L. X. Zhou, *Data mining technology and application*, Beijing: Science Press, 2006.