

Bandwidth-Efficient Multi-video Prefetching for Short Video Streaming

Xutong Zuo
zuox18@mails.tsinghua.edu.cn
Tsinghua University

Yishu Li
liyishu19@mails.tsinghua.edu.cn
Tsinghua University

Mohan Xu
xu-mh19@mails.tsinghua.edu.cn
Tsinghua University

Wei Tsang Ooi
ooiwt@comp.nus.edu.sg
National University of Singapore

Jiangchuan Liu
jcliu@cs.sfu.ca
Simon Fraser University

Junchen Jiang
junchenj@uchicago.edu
The University of Chicago

Xinggong Zhang
zhangxg@pku.edu.cn
Peking University

Kai Zheng
kai.zheng@huawei.com
Huawei Technologies

Yong Cui*
cuiyong@tsinghua.edu.cn
Tsinghua University

ABSTRACT

Short video applications, with its attractive content, are becoming popular among users in recent years. In a typical short video application, a user may slide away the current video being watched and continue watching the next video. Such user interface causes significant bandwidth waste if users frequently slide a video away before finishing watching. Solutions to reduce bandwidth waste without impairing the Quality of Experience (QoE) are needed. Solving the problem requires adaptively prefetching of short video chunks, which is challenging as the download strategy needs to match unknown user viewing behavior and network conditions. In this paper, firstly, we formulate the problem of adaptive multi-video prefetching in short video streaming. Secondly, to facilitate the integration and comparison of researchers' algorithms, we design and implement a discrete-event simulator and release it as open source. Finally, based on the organization of the Short Video Streaming Grand Challenge at ACM Multimedia 2022, we analyze and summarize the algorithms of the contestants, with the hope of promoting the research community towards addressing this problem.

CCS CONCEPTS

• Information systems → Multimedia streaming.

KEYWORDS

short video streaming, ABR, QoE, prefetching

ACM Reference Format:

Xutong Zuo, Yishu Li, Mohan Xu, Wei Tsang Ooi, Jiangchuan Liu, Junchen Jiang, Xinggong Zhang, Kai Zheng, and Yong Cui. 2022. Bandwidth-Efficient Multi-video Prefetching for Short Video Streaming. In *Proceedings of 30th*

*Corresponding authors

Permission to make digital or hard copies of all or part of this work for personal or classroom use is granted without fee provided that copies are not made or distributed for profit or commercial advantage and that copies bear this notice and the full citation on the first page. Copyrights for components of this work owned by others than ACM must be honored. Abstracting with credit is permitted. To copy otherwise, or republish, to post on servers or to redistribute to lists, requires prior specific permission and/or a fee. Request permissions from [permissions@acm.org](https://permissions.acm.org).

MM'22, October 10–14, 2022, Lisbon, Portugal

© 2022 Association for Computing Machinery.

ACM ISBN 978-x-xxxx-xxxx-x/YY/MM...\$15.00

<https://doi.org/XXXXXXX.XXXXXXX>

ACM International Conference on Multimedia (MM'22). ACM, New York, NY, USA, 5 pages. <https://doi.org/XXXXXXX.XXXXXXX>

1 INTRODUCTION

Short video is a new form of video that is shared on online social platforms based on user-generated content. Recent years have seen explosive growth in short-video sharing. From the data in 2020, it can be found that emerging short video applications, such as Douyin and Kuaishou, have more than 400 million and 300 million daily active users [17] respectively. It is, however, worth noting that short video companies spend a lot on bandwidth. Kuaishou, for example, has an annual bandwidth cost of 5.7 billion RMB, accounting for 16.5% of the total cost, and it is the second-largest source of cost. In the first three quarters of 2021, the total bandwidth cost has exceeded that of the whole of 2020, showing an upward trend [7]. Therefore, saving bandwidth overhead without reducing user quality of experience (QoE) has become an important issue.

In short video applications, users watch videos in the mode of sliding and watching, that is, a user may slide away while watching the current video and continue to watch the next video. To ensure the user QoE, the current video and videos in the recommendation queue need to be prefetched. However, if the user slides away, the downloaded but unwatched data does not contribute to improving the user QoE, resulting in wasted bandwidth. As a result, videos in players need to be prefetched adaptively and strategically with the aim of reducing the bandwidth wastage when taking into account the user viewing behavior and network conditions.

Adaptive prefetching is challenging as bandwidth savings conflict with user QoE improvement. Firstly, the download data volume for a certain video is difficult to determine, as user viewing behavior is unknown and difficult to model. Moreover, the user's viewing behavior varies greatly, with many factors influencing it, such as content and viewing history. Secondly, conflicts exist between the downloads of different videos, so the download sequence of videos is difficult to decide. Finally, selecting the right bitrate can be very challenging, because the network changes dynamically and hard to be predicted. The adaptive bitrate (ABR) algorithm [5, 9, 12] is used to determine the download bitrate of chunks. In short video scenario, for the ABR algorithm, the video in the recommendation queue initially has no buffer. However, due to the existence of

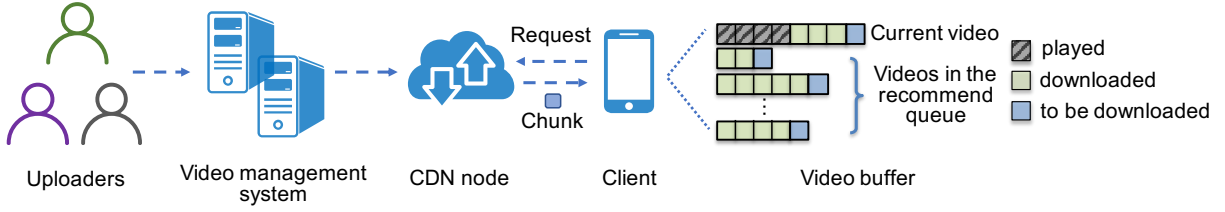


Figure 1: System overview for short video streaming.

the previous video in the recommendation queue, there will be a “virtual initial buffer” for ABR, which will affect ABR decision.

Many earlier studies on how to reduce data wastage in video-on-demand have been done, but many of them focus on dynamic prefetching for a single video [1, 2, 13], which cannot be easily applicable to multi-video scenarios in short videos. Many works focused on prefetching for short videos [4, 8, 14, 15]. The industry uses solutions without dynamic prefetching [15], including no prefetching and fixed prefetching methods. The solution with no prefetching downloads the videos in the subsequent recommendation queue only after the currently playing video is completely downloaded. The fixed prefetching scheme prefetches the video in a fixed order and a fixed size. Both solutions will cause large rebuffering and bandwidth wastage. Later, dynamic prefetching is proposed [15] which converts the goal of minimizing bandwidth wastage to minimizing rebuffering when bandwidth is insufficient. However, the performance of bandwidth saving is not known when bandwidth is adequate. Zhang et al. [14] leverages the results from the empirical study, that is, the long-term network conditions and viewing behaviors are highly predictable. They propose Wastage-Aware Streaming that learns viewing behaviors and network conditions to reduce data wastage while keeping QoE intact. It is, however, usually difficult to predict the user’s viewing time. Leveraging the viewing behavior of different users shows the potential to prefetch video adaptively.

In this paper, firstly, we formulate the problem of adaptive multi-video prefetching in short video streaming (Section 2) with analyzed optimization objective and design space. Secondly, due to the difficulties of comparing algorithms and the necessity for a platform for research by academics and industry, we design and implement an efficient simulator (Section 3) with collected data of a top-3 short video service in China. Finally, to encourage the researchers from academia and industry to design adaptive prefetching solutions for short video streaming, we organize the Short Video Streaming Grand Challenge at ACM Multimedia 2022 (Section 4) with the experience of holding two grand challenges before (Live Video Streaming Grand Challenge in 2019[11] and Delay sensitive multimedia Challenge in 2021[16]). Notably, we analyze the submitted solutions and summarize their technical strengths and weaknesses. We hope that the platform and dataset will serve as a common tool for researchers and the solutions provided by participants can finally be applied in a real systems.

2 PROBLEM FORMULATION

Figure 1 shows the short video streaming system. Users generate content and upload the videos, which are then processed and

Table 1: Value range of decision variables.

Decision Variables	Value Range
download video id	$[0, MAX_PLAYER_NUM]$
bitrate	$\{750, 1200, 1850\} kbps$
sleep time (ms)	$[0, \infty]$

encoded to different bitrate levels, and transmitted to the content delivery network (CDN) nodes. In the client side, users watch videos in the mode of sliding and watching, that is, a user can slide away while watching the current video and continue to watch the next video. In addition to the currently playing video, some other videos in the recommendation queue are also need to be downloaded and all videos are played in a certain order. The client works in a DASH [10] like fashion to decide the download chunk as well as its bitrate, and requests the desired chunks from the CDN node.

2.1 Optimization Objective

To accommodate to short video streaming scenario, we introduce an additional metric: the used bandwidth penalty, to a widely-used QoE model [9] as an optimization objective. Furthermore, different from video-on-demand service, since the downloaded chunks may not be played, the playback and download of videos are calculated separately. Specifically, all downloaded chunks may cause rebuffering, and only chunks that are played need to be calculated for quality and smoothness. Consequently, the optimization objective is:

$$\begin{aligned}
 U_i &= QoE_i - Bandwidth_i \\
 &= \sum_j (\alpha \cdot R_j - \gamma \cdot S_j) - \sum_k \beta \cdot T_k - \sum_k \theta \cdot bw_k \quad (1)
 \end{aligned}$$

where j and k count the chunks played and downloaded in video i respectively. R_j and S_j represent the quality and smoothness for each played chunk j . T_k is the rebuffering time introduced when downloading chunk k and bw_k is the used bytes to download chunk k .

We consider a simplified choice of the coefficients. The weight of bitrate α , smooth γ and bandwidth usage θ is 1, 1 and 0.5 respectively. The weight of rebuffering time β is set to 1.85, which corresponds to the highest bitrate level.

2.2 Design Space

To ensure user QoE in short video streaming, the current video and videos in the recommendation queue need to be prefetched. If the user slides away, however, the downloaded but unwatched data are

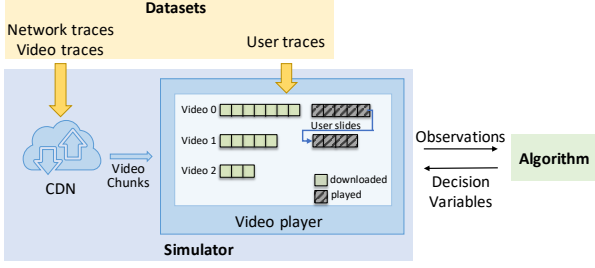


Figure 2: Overview of short video streaming simulator.

wasted. To achieve the optimization objective in Equation 1, the adaptive prefetching algorithm is needed to decide the download video chunk and its bitrate. In addition to that, to reduce bandwidth waste, the pause time should also be determined. Decision variables are shown and the range are listed in Table 1.

- **Which chunk to download next and its bitrate.** According to the network condition and the buffer of videos, determine which chunk should be downloaded next and its bitrate, with the consideration of user QoE. The downloaded chunk belongs to the current video or a video in the recommendation queue, so the value range of download video id is $[0, MAX_PLAYER_NUM]$ where MAX_PLAYER_NUM is the number of the video players (5 in our implementation).
- **The pause time during which the download process stops.** To reduce the bandwidth waste, the download may be stopped if the network is adequate when taking bandwidth waste into account. If the sleep time is larger than 0, the other two decision variables are useless in this step of decision.

3 SHORT VIDEO STREAMING SIMULATOR

To train and evaluate the adaptive prefetching algorithms, we provide a chunk-level simulator to model the workflow of short video streaming. In the simulator, the video download process from CDN nodes and the playback of the current video are simulated.

3.1 Architecture

Figure 2 shows the overview of short video streaming simulator. The *datasets* that are fed into the simulator contain network traces, video traces and user traces. The network traces record the bandwidth of the network to simulate a wide range of network conditions. The video traces describe the size of chunks in different bitrate levels. The network traces and video traces are required in the download process simulation. The user traces provide users' viewing behavior, that is, users' watch time of each watched video is given. User traces are needed to simulate the video playback process. The *algorithm*, which performs adaptive pre-rebuffering, interacts with the *simulator* from which the algorithm get observations (listed in Table 2). With these observations, the algorithm makes decisions and the output decision variables are as shown in Table 1 to guide the download process.

Due to the existence of multiple videos in the video player, the simulation is responsible for maintaining multiple buffers, differing from traditional video streaming that only maintains one video

Table 2: Observations from Simulator.

Parameters	Description
delay	The time of pause or downloading a chunk
rebuf	Rebuffering time
video_size	The size of the last downloaded chunk
end_of_video	Whether the last download video was ended
play_video_id	ID of the current video
Players	Data of videos in the players
first_step	Whether it is the first operation

buffer. Specifically, for each downloaded chunk, the simulator calculates a download time according to the network bandwidth and the size of the chunk (parameter *delay* in Table 2). The buffer of current playing video is drained by the chunk download time and the playback duration (chunk length) is added to the video the downloaded chunk belongs to. The simulator keeps track of rebuffering events. Rebuffering happens when the buffer of the current playing video is empty while the simulator is downloading the desired chunk or another chunk of videos in the recommendation queue. More rebuffering events likely to occur when users slide. The rebuffering time is counted to the downloaded chunk, representing by the parameter *rebuf* in Table 2. Notably, to reduce bandwidth wastage, the simulator supports an essential operation: pause. While pausing, the download process stops, but the playing process of the current video continues.

3.2 Implementation

Based on the description of the simulator above, we developed a short video streaming simulator for the convenience of algorithm designers to evaluate their solutions. In the implementation, the *network_module*, *video_module* and *user_module* deal with the load and process network traces, video size traces and user behavior respectively. The *video_player* module executes the download and playback of multiple short videos. Algorithm designers are allowed to integrate their own modules, such as bandwidth estimation module, in the simulator to assist in decision-making.

The simulator supports chunk-level download operations, which means that a chunk's download process cannot be stopped, and if a rebuffering event occurs during this period, the simulator will only download the expected chunk after the current download chunk is completed. For simplicity, the execution time of the simulator is accurate to millisecond and a smaller time cannot be executed with low practical significance. We have open-sourced a version of the Python implementation of the simulator together with parts of datasets [3] with the hope of contributing to reproducible research.

3.3 Dataset Details

The dataset consists of three parts: network traces, video traces and user traces. Each application scenario is a combination of a network trace, a sequence of short videos, and a user's behavior watching these videos to simulate that a user watches a certain video sequence and applies slide operation under a controlled network condition.

3.3.1 Network Traces. The network trace records the network condition between a CDN node and the client. To facilitate the training

Table 3: Description of videos.

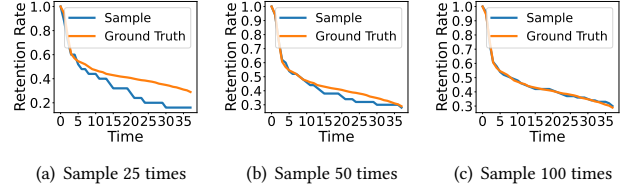
Video Name	Length(s)	Video Type
tj	17	Study
EDG	26	Entertainment
gy	37	Life
dx	40	Life
ss	47	Life
jt	6	Entertainment
yd	125	Game

and testing of algorithms, we provide a large scale of network traces. The public network traces [3] are synthetic and are constructed using the methods from Pensieve [9]. Traces are divided into three categories, according to the average bandwidth: low, medium and high, representing the weak, medium and excellent network conditions, using the threshold of 1.5 and 3 Mbps respectively. Participants can train with these data, or use the same method to construct more network traces for training. The network traces used for evaluation are randomly selected from the collected real network traces in WiFi and 4G scenarios provided by *PowerInfo*¹. These part of traces are also divided into three categories with the division boundaries 1.9 and 3 Mbps with the consideration of the video highest bitrate (1.85 Mbps). Each network trace is a text file containing multiple lines. Each line contains two floating-point numbers: the timestamp in seconds and the measured throughput in Mbps.

3.3.2 Video Traces. The video traces contain chunk-level traces of video sequences. There are seven videos open-sourced[3] as an example for the algorithm designers, covering the video type of *Study*, *Entertainment*, *Life* and *Game* with various video length (shown in Table 3). The video traces are collected from a top-3 short video service in China. The original videos are 720p, and we re-encode the high quality videos into three resolution {360,480,720}p of bitrate at {750,1200,1850} kbps with a H.264/MPEG-4 codec. After that, we divided the video into chunks with the length of 1 second. The traces are stored in text format, with each line corresponding to the size of a chunk in a certain video representation.

3.3.3 User Traces. User traces describe a user retention model of each video, reflecting the probability of users leaving at different times. The user retention of a video is the statistics of all users who watched the video. It describes the percentage of users left after each second. For example, a video of 3 seconds: [(0, 1), (1,0.9298), (2,0.8324), (3,0.7298), (4,0)] with the form (timestamp, percentage of left users). It means that 92.98% of users are still watching at the end of the first second, 83.24% of users are still watching at time 2.0s. Specifically, 72.98% of users still exist at 3.0s, which means that they almost watched the whole video. The last line (4,0) is an end mark. The user leave ratio can be deducted from subtracting one retention rate with its former retention rate. For instance, $(92.97 - 83.24) \% = 9.73\%$ of users leave within the 1s-2s period.

¹<http://www.powerinfo.net/>.

**Figure 3: User retention curves with different sample times.**

4 GRAND CHALLENGE SUMMARY

4.1 Summary of Submissions

In this grand challenge, 139 teams from both academia and industry have registered. 65 teams have submitted their algorithms and finally 27 teams completed all the competition process and obtained the corresponding ranking. 8 of the top 10 teams use heuristic algorithms and 2 adopt learning-based algorithms. They leveraged the bandwidth prediction, the buffer of each video and the user retention rate to determine which video to download and its bitrate. Buffer thresholds are set, the upper threshold used to keep the buffer of each video from being too large, and the lower threshold used to avoid too many rebuffering events.

For heuristic algorithms, they all utilized a bandwidth estimation scheme to assist in the decision-making. Some of them used existing scheme, such as harmonic average and moving average. Some teams adjust the parameters of their algorithms based on the bandwidth prediction to change how conservative the algorithm is, or switch to different ABR algorithms under different network conditions. For learning-based algorithm, some of them used actor-critic framework [6] in reinforcement learning and learned from the experiences. Among the top 10 teams, the two learning-based algorithms are placed at 8th and 10th. The main factor that may affect the performance of learning-based schemes is the generalization ability when they are faced with various combinations of different network conditions, video sequences, and user behaviors. If the contestants did not construct new videos and user trace as needed, the number of public traces may not be adequate, leading to overfitting.

4.2 Evaluation and Ranking

For a submitted algorithm, we evaluated it in the simulator with the combinations of network traces, video traces, and user traces. Specifically, we run the algorithm under each condition (a video sequence, a network trace, and a user viewing behavior) and get the score. Then we normalize the scores of all contestants under this condition to eliminate the difference in scale of different test conditions. Specifically, we calculate $Normal_S = (S - MAX) / (MAX - MIN)$ where MAX is the maximum scores of all contestants under this condition and MIN is the score of the baseline algorithm we implemented. The final score of an algorithm is the sum of $Normalized_S$ under all conditions. The teams are ranked according to the sum. The rank of a team is the highest ranking of all submitted algorithms for this team in the same testing phase.

During evaluation, we discovered that the number of samples on the user retention curve is an important parameter. Randomness increases as the number decreases; the evaluation time increases with the number increases. We compare the user retention rate

curve obtained by sampling N times for the viewing duration of N users watching the same video sequence with the real retention rate curve, as shown in the Figure 3. This is an example video sequence. Taking N as 25, 50, 100, we find that, as the number of samples increases, the curve fits the real curve better as expected. However, with multiple network conditions to be evaluated, too many user samples increase the number of test conditions and thus increase the evaluation time. After weighing the fitting results and evaluation time, we choose $N = 50$ where the evaluation time of an algorithm is several minutes, which is acceptable.

5 CONCLUSION

We formulated the problem of adaptive multi-video prefetching in short video streaming and provided a simulation platform which allows researchers to evaluate the proposed algorithms for short video streaming. We are grateful that researchers participated in ACM Multimedia 2022 Short Video Streaming Grand Challenge and contributed excellent algorithms to our community. We hope that the designed algorithms can finally applied to the industry.

REFERENCES

- [1] Liang Chen, Yipeng Zhou, and Dah Ming Chiu. 2015. Smart streaming for online video services. *IEEE transactions on multimedia* 17, 4 (2015), 485–497.
- [2] Xianda Chen, Tianxiang Tan, and Guohong Cao. 2019. Energy-aware and context-aware video streaming on smartphones. In *2019 IEEE 39th International Conference on Distributed Computing Systems (ICDCS)*. IEEE, 861–870.
- [3] Altrans Competition. 2022. ACM MULTIMEDIA 2022 Grand Challenge. Retrieved May 13, 2022 from <https://github.com/AltransCompetition/Short-Video-Streaming-Challenge>
- [4] Jianchao He, Miao Hu, Yipeng Zhou, and Di Wu. 2020. LiveClip: towards intelligent mobile short-form video streaming with deep reinforcement learning. In *Proceedings of the 30th ACM Workshop on Network and Operating Systems Support for Digital Audio and Video*. 54–59.
- [5] Te-Yuan Huang, Ramesh Johari, Nick McKeown, Matthew Trunnell, and Mark Watson. 2014. A buffer-based approach to rate adaptation: Evidence from a large video streaming service. In *Proceedings of the 2014 ACM conference on SIGCOMM*. 187–198.
- [6] Vijay Konda and John Tsitsiklis. 1999. Actor-critic algorithms. *Advances in neural information processing systems* 12 (1999).
- [7] Kuaishou. 2021. Annual and Interim Reports. Retrieved April 19, 2022 from <https://ir.kuaishou.com/corporate-filings/financial-information>
- [8] Jingzong Li, Hong Xu, Ming Ma, Haopeng Yan, and Chun Jason Xue. 2022. ALFIE: NEURAL-REINFORCED ADAPTIVE PREFETCHING FOR SHORT VIDEOS. In *ICME 2022*.
- [9] Hongzi Mao, Ravi Netravali, and Mohammad Alizadeh. 2017. Neural adaptive video streaming with pensieve. In *Proceedings of the Conference of the ACM Special Interest Group on Data Communication*. 197–210.
- [10] Thomas Stockhammer. 2011. Dynamic adaptive streaming over HTTP—standards and design principles. In *Proceedings of the second annual ACM conference on Multimedia systems*. 133–144.
- [11] Gang Yi, Dan Yang, Abdelhak Bentaleb, Weihua Li, Yi Li, Kai Zheng, Jiangchuan Liu, Wei Tsang Ooi, and Yong Cui. 2019. The acm multimedia 2019 live video streaming grand challenge. In *Proceedings of the 27th ACM International Conference on Multimedia*. 2622–2626.
- [12] Xiaoqi Yin, Abhishek Jindal, Vyas Sekar, and Bruno Sinopoli. 2015. A control-theoretic approach for dynamic adaptive video streaming over HTTP. In *Proceedings of the 2015 ACM Conference on Special Interest Group on Data Communication*. 325–338.
- [13] Guanghui Zhang, Ke Liu, Haibo Hu, Vaneet Aggarwal, and Jack Lee. 2021. Post-Streaming Wastage Analysis A Data Wastage Aware Framework in Mobile Video Streaming. *IEEE Transactions on Mobile Computing* (2021).
- [14] Guanghui Zhang, Ke Liu, Haibo Hu, and Jing Guo. 2021. Short Video Streaming With Data Wastage Awareness. In *2021 IEEE International Conference on Multimedia and Expo (ICME)*. IEEE, 1–6.
- [15] Haodan Zhang, Yixuan Ban, Xingcong Zhang, Zongming Guo, Zhimin Xu, Shengbin Meng, Junlin Li, and Yue Wang. 2020. APL: Adaptive Preloading of Short Video with Lyapunov Optimization. In *2020 IEEE International Conference on Visual Communications and Image Processing (VCIP)*. IEEE, 13–16.
- [16] Jie Zhang, Junjie Deng, Mowei Wang, Yong Cui, Wei Tsang Ooi, Jiangchuan Liu, Xinyu Zhang, Kai Zheng, and Yi Li. 2021. The ACM Multimedia 2021 Meet Deadline Requirements Grand Challenge. In *Proceedings of the 29th ACM International Conference on Multimedia*. 4863–4867.
- [17] Yuming Zhang, Yan Liu, Lingfeng Guo, and Jack YB Lee. 2022. Measurement of a Large-Scale Short-Video Service Over Mobile and Wireless Networks. *IEEE Transactions on Mobile Computing* (2022).