

An Input-Queueing TSN Switching Architecture to Achieve Zero Packet Loss for Timely Traffic

Ming Li, and Lei Deng, *Member, IEEE*

Abstract—Zero packet loss with bounded latency is a must for many applications such as industrial control networks, automotive Ethernet, and aircraft communication systems. Traditional networks cannot meet such strict requirement and thus Time-Sensitive Networking (TSN) emerges. TSN is a set of standards proposed by IEEE 802 for providing deterministic connectivity in terms of low packet loss, low packet delay variation, and guaranteed packet transport. However, to the best of our knowledge, few of existing TSN solutions can deterministically achieve zero packet loss with bounded latency. This paper fills in this blank by proposing a novel input-queueing TSN switching architecture, under which we design a TDMA-like scheduling policy (called M-TDMA) along with a sufficient condition, and an EDF-like scheduling policy (called M-EDF) along with a different sufficient condition to achieve zero packet loss with bounded latency.

Index Terms—Switch, zero packet loss, bounded latency, time-sensitive networking (TSN), earliest-deadline first (EDF).

I. INTRODUCTION

MANY real-time applications require deterministic services in terms of deterministic packet delay/latency¹, deterministic packet loss, and/or deterministic packet delay jitter. Among them, zero packet loss with bounded latency is one of the most challenging goals but is a must for many applications such as industrial control networks, automotive Ethernet, and aircraft communication systems. In such applications, all generated packets need to be delivered successfully in a bounded delay without any loss to ensure extreme safety.

Traditional networks can only provide best-effort (BE) service and thus cannot guarantee deterministic quality. Existing fieldbus solutions, such as PROFIBUS and CAN, and industrial-Ethernet solutions, such as PROFINET and EtherCAT, can provide deterministic quality but encounter the inter-operation issue because they adopt different sets of standards. To address this issue, IEEE 802 designed Time-Sensitive Networking (TSN) standards [1] mainly working in layer 2, and IETF proposed Deterministic Networking (DetNet) standards [2] mainly working in layer 3, both of which aims at offering a unified solution over the widely used Ethernet standards. In this work, we investigate layer-2 switching solutions and thus pay attention to TSN. TSN is a set of standards proposed by IEEE 802 for providing deterministic connectivity in terms of low packet loss, low packet delay variation, and guaranteed packet transport. TSN has been envisioned as a future solution in industrial communication and automation systems [3], [4].

However, to the best of our knowledge, few of existing TSN solutions can deterministically achieve zero packet loss

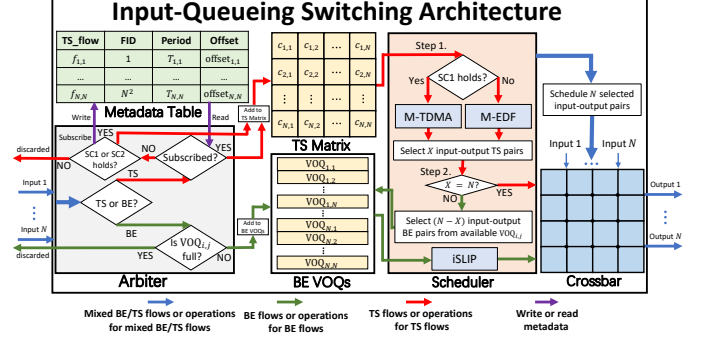


Fig. 1. Our proposed input-queueing TSN switching architecture to achieve zero packet loss with bounded latency.

with bounded latency. First, some leading telecommunication and industrial-automation giants have already marketed TSN switch products, such as Cisco's IE 4000 series [5] and Moxa's TSN-G5008 series [6]. However, according to the public data sheets of these products, they have only implemented part of TSN standards and have not mentioned that they can achieve zero packet loss with bounded latency. Second, in the IEEE 802 TSN standards, bounded latency can be guaranteed by 802.1Qav, 802.1Qbu, 802.1Qbv, 802.1Qch, and 802.1Qcr, etc., and ultra reliability can be guaranteed by 802.1CB, 802.1Qca, and 802.1Qci, etc. However, such standards cannot meet the extreme requirement of zero packet loss with bounded latency. Finally, even in the TSN research community, we only find very few research papers on achieving zero packet loss with bounded latency. In particular, [7] proposed a throughput-optimal switching scheduling policy for the special frame-synchronized delay-constrained traffic pattern, where statistically zero packet loss can be achieved by setting the required timely throughput $R_{i,j} = 1/T$ in Equ.(6), where T is the common arrival period and hard delay.

This paper fills in this blank by proposing an input-queueing TSN switching architecture to deterministically achieve zero packet loss with bounded latency for time-sensitive (TS) flows. Specifically, we propose two different scheduling policies along with two corresponding sufficient conditions to achieve this goal. The first one is based on the TDMA (Time Division Multiple Access) scheduling policy. The second one is based on the EDF (Earliest-Deadline First) [8] scheduling policy, which was originally designed for single-processor task executing. We extend EDF from the many-to-one task-executing system to our many-to-many switching system. These two sufficient conditions do not have inclusion relationship and work for different settings. In the rest of this paper, we use $[N]$ to denote set $\{1, 2, \dots, N\}$ for any positive integer N .

Ming. Li and L. Deng are with College of Electronics and Information Engineering, Shenzhen University, Shenzhen 518060, China (email: 2019282018@email.szu.edu.cn, ldeng@szu.edu.cn).

¹In the paper, we use delay and latency interchangeably, both of which refers to a time duration, while deadline refers to a time instance.

II. OUR PROPOSED INPUT-QUEUEING SWITCHING ARCHITECTURE

In this section, we describe our proposed input-queueing switching architecture to achieve zero packet loss for timely traffic, as shown in Fig. 1. Before that, we first describe some assumptions. If a data flow has a hard delay constraint, we call it a time-sensitive (TS) flow; otherwise, we call it a best-effort (BE) flow. We further assume that any TS flow is periodic and the arrival period is equal to its hard delay, which well models practical scenarios [3], [4], [7]. In addition, we assume that arriving packets of any TS or BE flow are of fixed and equal length, called cells [9]. Each cell needs one slot to be delivered from its input to its output in the switch. We now detail the six key components of Fig. 1.

Metadata Table. A TS flow from input port i to output port j is called TS flow $f_{i,j}$. For any TS flow $f_{i,j}$, we associate three metadata fields: Flow ID (FID), Period $T_{i,j}$, and Offset $\text{offset}_{i,j}$. The Metadata Table in Fig. 1 records all metadata fields of all TS flows.

TS Matrix. Since we require that the arrival period of any TS flow is equal to its hard delay, at most one non-expired cell for any TS flow exists in the switch at any slot. Then, we can construct a binary $N \times N$ matrix to indicate whether there is a non-expired cell for each TS flow, which is called the *TS Matrix*. If TS flow $f_{i,j}$ has a non-expired cell, then the entry in the i -th row and j -th column, denoted by $c_{i,j}$, is 1. Otherwise, $c_{i,j} = 0$. Of course, we should allocate a memory unit to store each non-expired cell. Without introducing ambiguity, we also call that the TS matrix stores all non-expired cells.

BE VOQs. For any BE flow, we create a virtual output queue (VOQ), which is a first-in-first-out (FIFO) queue, to store its cells. Different from TS flows, a BE flow could have multiple cells simultaneously in the system, since BE cells will not expire and thus will be kept in the system forever till its delivery. The VOQ to store the cells of the BE flow from input i to output j is called $\text{VOQ}_{i,j}$. We have in total N^2 VOQs in the switch, as shown in Fig. 1. Note that this is the classical input-queued VOQ switch architecture [9], [10].

Arbiter. To achieve zero packet loss for all TS flows, we need to reduce the contention level. Thus, not all TS flows can be allowed to enter the switch. This decision component is called the *arbiter*. Specifically, the arbiter first determine whether each arriving flow from input i to output j is a TS flow or a BE flow. If it is a TS flow (called $f_{i,j}$), the arbiter will look up the Metadata Table to see if it has already been subscribed (i.e., it has been recorded in the Metadata Table). If it has already been subscribed, the incoming cell of flow $f_{i,j}$ will be directly stored into the TS matrix. Otherwise, the arbiter will judge if Sufficient Condition 1 (SC1) as shown in Theorem 2 or Sufficient Condition 2 (SC2) as shown in Theorem 3 holds when we add $f_{i,j}$ into the Metadata Table. If either SC1 or SC2 holds, $f_{i,j}$ will be subscribed, i.e., it will be added into the Metadata Table. Otherwise, $f_{i,j}$ will be rejected and the incoming cell will be discarded. If this flow is a BE flow (called $f_{i,j}^{\text{BE}}$), the arbiter will check if $\text{VOQ}_{i,j}$ is full. If $\text{VOQ}_{i,j}$ is full, the incoming cell will be discarded (i.e., an overflow occurs). Otherwise, it will be added to $\text{VOQ}_{i,j}$.

Scheduler. The scheduler determines which TS flows and which BE flows will be scheduled at any slot. TS flows have higher priorities than BE flows. Thus, the scheduler has two steps. In step 1, it selects TS flows. If SC1 holds, the scheduler runs the M-TDMA policy in Sec. III-B to select some TS flows at this slot. Otherwise, if SC2 holds, the scheduler runs the M-EDF policy in Sec. III-C to select some TS flows at this slot. If TS flow $f_{i,j}$ is selected but $c_{i,j} = 0$ in the TS matrix, $f_{i,j}$ will not be selected as it does not have a non-expired cell. In step 2, the scheduler selects BE flows by running the well-known iSLIP policy [10]. If TS flow $f_{i,j}$ is selected at this slot in step 1, then any BE flow $f_{i,k} (\forall k)$ and $f_{k',j} (\forall k')$ cannot be selected in step 2. Namely, step 2 will only utilize the rest of available ports to select BE flows without interfering all selected TS flows in step 1. If X TS pairs are selected in step 1, then $N - X$ BE pairs will be selected in step 2. By convention, we require that iSLIP must schedule $N - X$ BE pairs even if some BE pairs have empty VOQs.

Crossbar. All N input-output pairs selected by the scheduler, including X TS flows and $N - X$ BE flows, will be switched by the crossbar fabric. The delivery in this slot ends.

III. TWO SUFFICIENT CONDITIONS TO ACHIEVE ZERO PACKET LOSS

We consider an $N \times N$ input-queued switch whose architecture is shown in Fig. 1 where $N \geq 2$ is a positive integer. Time is slotted starting from slot 0. Since TS flows have higher priorities than BE flows and our goal is to achieve zero packet loss for TS flows, we only consider TS flows in this section. Later in Appendix E, we will show an example to schedule both TS flows and BE flows. Recall that a TS flow from input port i to output port j , called flow $f_{i,j}$, is characterized its offset $\text{offset}_{i,j}$ and its period $T_{i,j}$, where $\text{offset}_{i,j} \geq 0$ and $T_{i,j} \geq 1$ are both integers. Starting from slot $\text{offset}_{i,j}$, flow $f_{i,j}$ has a new cell arrival every $T_{i,j}$ slots. In addition, each cell of flow $f_{i,j}$ has a hard delay of $T_{i,j}$ slots. Namely, if it cannot be scheduled in $T_{i,j}$ slots after its arrival, it will be discarded from the switch. To achieve zero packet loss, we should ensure that no cell will be discarded. We remark that it is possible that no TS flow exists from input i to output j . In the rest of this paper, we still call it flow $f_{i,j}$ and set $\text{offset}_{i,j} = \infty$ and $T_{i,j} = \infty$ by convention.

Due to the physical limitation of crossbar fabric, in each slot, each input port can transmit at most one cell to one output port, and each output port can receive at most one cell from one input port. This is called the *crossbar constraint*. Following [7], we can equivalently describe the crossbar constraint by a matching characterized by a matrix² $\mathbf{M} = (m_{i,j} \in \{0, 1\} : i, j \in [N])$ of an N -by- N bipartite graph (see [7, Fig. 1(b)]), where $m_{i,j} = 1$ means that flow $f_{i,j}$ is selected/scheduled and $m_{i,j} = 0$ means that flow $f_{i,j}$ is not selected/scheduled. We also call that matching \mathbf{M} contains flow $f_{i,j}$ if $m_{i,j} = 1$. Alternatively, we also call that flow $f_{i,j}$ is in matching \mathbf{M} , denoted by $f_{i,j} \in \mathbf{M}$ with a little bit abuse of notation. A binary square matrix is a matching if and only if each row or column contains at most one 1.

²For simplicity, we call it matching \mathbf{M} , instead of matching matrix \mathbf{M} .

Thus, in each slot, the scheduler of Fig. 1 needs to select a matching $M \in \mathcal{M}$, where \mathcal{M} is the set of all matchings. In addition, a perfect matching M is a matching with N 1's, i.e., $\sum_{i=1}^N \sum_{j=1}^N m_{i,j} = N$. The set of all perfect matchings is denoted by \mathcal{M}^p . It is also easy to see that a binary square matrix is a perfect matching if and only if each row or column contains exactly one 1. Next we first give the definition for *flow decomposition sets* and then propose our two scheduling policies along with their corresponding sufficient conditions to achieve zero packet loss for all TS flows.

A. Flow Decomposition Set

A set of N perfect matchings, denoted by $\mathcal{D} = \{M_1, M_2, \dots, M_N\}$, is called a *flow decomposition set* if M_i is a perfect matching, i.e., $M_i \in \mathcal{M}^p, \forall i \in [N]$, and

$$\sum_{i=1}^N M_i = \mathbf{1}_{N \times N}, \quad (1)$$

where $\mathbf{1}_{N \times N}$ of the right-hand side is an $N \times N$ all-one matrix and the addition operation of the left-hand side is in the real field. Constraint (1) indicates two results. First, any flow in a perfect matching $M_i \in \mathcal{D}$ is different from any flow in another perfect matching $M_j \in \mathcal{D}$ with $j \neq i$. Second, any flow of the system (with in total N^2 flows) exists in a matching of set \mathcal{D} . In other words, if we schedule all matchings in \mathcal{D} once, any flow in the system will be scheduled exactly once. Since set is unordered, it does not matter which perfect matching is called M_1 in \mathcal{D} . To facilitate further analysis, for any flow decomposition set \mathcal{D} , we require that *the perfect matching in \mathcal{D} , which contains flow $f_{1,i}$, is called M_i for any $i \in [N]$.*

In addition, for ease of exposition, with a little bit abuse of matrix notation, we define a *perfect-matching matrix* L as an N -by- N matrix whose entry in the i -th row and j -th column is a perfect matching in \mathcal{M}^p containing flow $f_{i,j}$.

For any flow decomposition set $\mathcal{D} = \{M_1, M_2, \dots, M_N\}$, we can construct a unique perfect-matching matrix whose entry is required to be a perfect matching in \mathcal{D} , denoted by $L(\mathcal{D})$. For example, the flow decomposition set represented by (20)-(23) in Appendix A yields to the following perfect-matching matrix,

$$L(\mathcal{D}) = (l_{i,j} : i, j \in [N]) = \begin{pmatrix} M_1 & M_2 & M_3 & M_4 \\ M_4 & M_1 & M_2 & M_3 \\ M_3 & M_4 & M_1 & M_2 \\ M_2 & M_3 & M_4 & M_1 \end{pmatrix}. \quad (2)$$

Clearly, the first row of $L(\mathcal{D})$ must be (M_1, M_2, \dots, M_N) and each row or column of $L(\mathcal{D})$ contains all M_i 's for $i \in [N]$. Following [11], we know that $L(\mathcal{D})$ is a Latin square³ where the underlying symbol set is $\mathcal{D} = \{M_1, M_2, \dots, M_N\}$. On the contrary, we can also construct a unique flow decomposition set $\mathcal{D}(L)$ for any Latin square L of order N whose first row is fixed as (M_1, M_2, \dots, M_N) .

Theorem 1: For any $N \times N$ switch, the set of all its flow decomposition sets is a bijection of the set of all Latin squares of order N whose first rows are fixed as (M_1, M_2, \dots, M_N) .

Proof: Please see Appendix B. ■

³Recall that a Latin square of order N is an $N \times N$ square matrix containing a set of N different symbols/numbers in every row and column.

TABLE I
THE TOTAL NUMBER OF FLOW DECOMPOSITION SETS, I.E., $\alpha(N)$, FOR $N = 1, 2, \dots, 8$

N	2	3	4	5	6	7	8
$\alpha(N)$	1	2	24	1,344	1,128,960	12,198,297,600	$\approx 2.7 \times 10^{15}$

Therefore, the total number of flow decomposition sets is equal to the total number of Latin squares of order N whose first rows are fixed as (M_1, M_2, \dots, M_N) . In the research area of Latin squares, we can count the total number of Latin squares and the total number of reduced-form Latin squares (whose first row and first column are both in the nature order) for up to $N = 11$. It is straightforward to obtain that the total number of Latin squares of order N whose first row is fixed as (M_1, M_2, \dots, M_N) is equal to $(N - 1)!$ times the total number of reduced-form Latin squares of order N . Therefore, based on [11], we can count the total number of flow decomposition sets for an $N \times N$ switch, denoted by $\alpha(N)$ for up to $N = 11$. Since the TSN switches are generally small, we list $\alpha(N)$ for up to $N = 8$ in Table I.

B. Sufficient Condition 1 and Matching-based TDMA (M-TDMA) Scheduling Policy

We now propose our Sufficient Condition 1 (SC1) and its corresponding scheduling policy to achieve zero packet loss for timely traffic, as shown in Theorem 2 shortly.

First, for any flow decomposition set $\mathcal{D} = \{M_1, M_2, \dots, M_N\}$, we define a matching-based TDMA (M-TDMA) scheduling policy as follows⁴:

- Schedule M_1 at slots $qN, q = 0, 1, \dots$
- Schedule M_2 at slots $qN + 1, q = 0, 1, \dots$
- ...
- Schedule M_N at slots $qN + (N - 1), q = 0, 1, \dots$

Note that every N slots consist of a scheduling period and q is the index of scheduling periods. Matchings (M_1, \dots, M_N) are repeatedly scheduled in order in every scheduling period. That is why we call it matching-based TDMA policy.

Theorem 2 (Sufficient Condition 1 (SC1)): For any $N \times N$ switch with TS traffic offset matrix **offset** = (offset _{i,j} : $i, j \in [N]$) and traffic period matrix $T = (T_{i,j} : i, j \in [N])$, if

$$T_{i,j} \geq N, \quad \forall i, j \in [N], \quad (3)$$

then the M-TDMA policy for any flow decomposition set $\mathcal{D} = \{M_1, M_2, \dots, M_N\}$ achieves zero packet loss.

Proof: Please see Appendix C. ■

C. Sufficient Condition 2 and Matching-based EDF (M-EDF) Scheduling Policy

M-TDMA scheduling policy only works for the situation of $T_{i,j} \geq N, \forall i, j \in [N]$. It cannot guarantee zero packet loss if there exists a TS flow $f_{i,j}$ with period $T_{i,j} < N$. This does not mean that no policy can achieve zero packet loss if some $T_{i,j} < N$. To address this issue, we now describe a different sufficient condition and its corresponding scheduling policy. Towards this end, we first define a T -vector as follows.

⁴In fact, we can schedule such N perfect matchings in any permutation order as long as the order is repeated every N slots.

Definition 1: For any integer $N \geq 2$, a T -vector is a 1-by- N vector, denoted by $\vec{T} = (T_1, T_2, \dots, T_N)$, if any T_i is a positive integer and

$$\sum_{k=1}^N \frac{1}{T_k} \leq 1. \quad (4)$$

For any T -vector $\vec{T} = (T_1, T_2, \dots, T_N)$, we construct a virtual single-processor task scheduling system [8]. Specifically, a single processor needs to execute N periodic delay-constrained tasks where task i has period T_i for all $i \in [N]$. Starting from slot 0, task i generates a request every T_i slots. The processor needs one slot to complete a request and each request of task i has a hard delay of T_i slots. Thus, any task i is analogous to our timely traffic with zero offset and period T_i . Liu and Layland in [8] proposed the famous earliest-deadline first (EDF) scheduling policy and proved that EDF completes all requests (equivalent to achieve zero packet loss) if $\vec{T} = (T_1, T_2, \dots, T_N)$ is a T -vector (see [8, Theorem 7]). At each slot, EDF schedules the request of all N tasks who has the earliest deadline and breaks ties arbitrarily. We now define $a_t^{\text{EDF}}(\vec{T}) \in [N]$ as the index of the scheduled task at slot t when EDF schedules all N tasks spanned by T -vector \vec{T} . An example of $(a_t^{\text{EDF}}(\vec{T}) : t = 0, 1, 2, \dots)$ sequence is shown in Appendix D.

Now we propose Sufficient Condition 2 (SC2) and the corresponding matching-based EDF (M-EDF) scheduling policy.

Theorem 3 (Sufficient Condition 2 (SC2)): For any $N \times N$ switch with TS traffic offset matrix $\mathbf{offset} = (\text{offset}_{i,j} : i, j \in [N])$ and traffic period matrix $\mathbf{T} = (T_{i,j} : i, j \in [N])$, if there exists a T -vector $\vec{T} = (T_1, T_2, \dots, T_N)$ and a flow decomposition set $\mathcal{D} = \{\mathbf{M}_1, \mathbf{M}_2, \dots, \mathbf{M}_N\}$ such that for any flow $f_{i,j} \in \mathbf{M}_k$, either

$$T_{i,j} = T_k \text{ and } \text{offset}_{i,j} = 0, \quad (5)$$

or

$$T_{i,j} \geq 2T_k - 1 \text{ and } \text{offset}_{i,j} \geq 0, \quad (6)$$

holds, then the M-EDF policy, which schedules matching $\mathbf{M}_{a_t^{\text{EDF}}(\vec{T})}$ at any slot t , achieves zero packet loss.

Proof: Similar to the proof of Theorem 2, we consider the s -th cell (called cell s) of any flow $f_{i,j} \in \mathbf{M}_k$, whose lifetime is time interval $[\text{offset}_{i,j} + sT_{i,j}, \text{offset}_{i,j} + (s+1)T_{i,j} - 1]$.

Case 1. If condition (5) holds, the lifetime of cell s of flow $f_{i,j}$ is $[sT_k, (s+1)T_k - 1]$, which is exactly the lifetime of the s -th request (called request s) of task T_k in the virtual single-processor task scheduling system. Since EDF achieves zero packet loss with respect to any T -vector, request s of task T_k will be executed at some slot $t' \in [sT_k, (s+1)T_k - 1]$, i.e., $a_{t'}^{\text{EDF}}(\vec{T}) = k$. Since the M-EDF policy schedules matching $\mathbf{M}_{a_t^{\text{EDF}}(\vec{T})}$ at any slot t , it will schedule matching $\mathbf{M}_{a_{t'}^{\text{EDF}}(\vec{T})} = \mathbf{M}_k$, which contains flow $f_{i,j}$, at slot t' . Therefore, cell s of flow $f_{i,j}$ must be scheduled within its lifetime.

Case 2. If condition (6) holds, we need to find a slot $t' \in [\text{offset}_{i,j} + sT_{i,j}, \text{offset}_{i,j} + (s+1)T_{i,j} - 1]$ such that

$$a_{t'}^{\text{EDF}}(\vec{T}) = k. \quad (7)$$

Namely, we should prove that the EDF policy will schedule a request of task k at some slot $t' \in [\text{offset}_{i,j} + sT_{i,j}, \text{offset}_{i,j} +$

$(s+1)T_{i,j} - 1]$ in the virtual single-processor task scheduling system. Define

$$q(s) \triangleq \left\lceil \frac{sT_{i,j} + \text{offset}_{i,j}}{T_k} \right\rceil. \quad (8)$$

Note that $q(s)T_k$ is the arrival time of request $q(s)$ of task T_k in the virtual single-processor task scheduling system. Now we first prove that $q(s)T_k$ is within the lifetime of cell s of flow $f_{i,j}$ in the switch system. We can see that

$$\begin{aligned} q(s)T_k &= \left\lceil \frac{sT_{i,j} + \text{offset}_{i,j}}{T_k} \right\rceil \times T_k < \left(\frac{sT_{i,j} + \text{offset}_{i,j}}{T_k} + 1 \right) \times T_k \\ &= sT_{i,j} + T_k + \text{offset}_{i,j} \leq sT_{i,j} + \frac{T_{i,j} + 1}{2} + \text{offset}_{i,j} \\ &= \text{offset}_{i,j} + (s+1)T_{i,j} - 1 + \frac{3 - T_{i,j}}{2} \\ &\leq \text{offset}_{i,j} + (s+1)T_{i,j} - 1, \end{aligned} \quad (9)$$

where the last inequality follows from (6) and \vec{T} is a T -vector as $T_{i,j} \geq 2T_k - 1 \geq 2 \times 2 - 1 = 3$.

Thus, $q(s)T_k \in [\text{offset}_{i,j} + sT_{i,j}, \text{offset}_{i,j} + (s+1)T_{i,j} - 1]$. Therefore, request $q(s)$ of task T_k arrives at the virtual system within $[\text{offset}_{i,j} + sT_{i,j}, \text{offset}_{i,j} + (s+1)T_{i,j} - 1]$. In addition, since EDF achieves zero packet loss with respect to any T -vector, this request must be scheduled at some slot t' before its expiration, i.e.,

$$t' \leq [q(s) + 1]T_k - 1. \quad (10)$$

Now let us prove $[q(s) + 1]T_k - 1 \leq \text{offset}_{i,j} + (s+1)T_{i,j} - 1$, which is equivalent to

$$\left\lceil \frac{sT_{i,j} + \text{offset}_{i,j}}{T_k} \right\rceil T_k \leq \text{offset}_{i,j} + (s+1)T_{i,j} - T_k. \quad (11)$$

If $\frac{sT_{i,j} + \text{offset}_{i,j}}{T_k}$ is an integer, then

$$\begin{aligned} \left\lceil \frac{sT_{i,j} + \text{offset}_{i,j}}{T_k} \right\rceil T_k &= \frac{sT_{i,j} + \text{offset}_{i,j}}{T_k} \cdot T_k \\ &= sT_{i,j} + \text{offset}_{i,j} \leq sT_{i,j} + \text{offset}_{i,j} + (T_{i,j} - T_k) \\ &= \text{offset}_{i,j} + (s+1)T_{i,j} - T_k. \end{aligned} \quad (12)$$

Thus, (11) holds. Otherwise, if $\frac{sT_{i,j} + \text{offset}_{i,j}}{T_k}$ is not an integer, then

$$\begin{aligned} \left\lceil \frac{sT_{i,j} + \text{offset}_{i,j}}{T_k} \right\rceil T_k &< \left(\frac{sT_{i,j} + \text{offset}_{i,j}}{T_k} + 1 \right) \times T_k \\ &= sT_{i,j} + \text{offset}_{i,j} + T_k. \end{aligned} \quad (13)$$

Since both sides of (13) are integers, we have

$$\begin{aligned} \left\lceil \frac{sT_{i,j} + \text{offset}_{i,j}}{T_k} \right\rceil T_k &\leq sT_{i,j} + \text{offset}_{i,j} + T_k - 1 \\ &\leq sT_{i,j} + \text{offset}_{i,j} + (T_{i,j} - T_k + 1) - 1 \\ &= \text{offset}_{i,j} + (s+1)T_{i,j} - T_k, \end{aligned} \quad (14)$$

where the last inequality follows from (6). Thus, (11) holds.

Therefore, (10) holds. Namely, request $q(s)$ of task T_k is scheduled at slot $t' \in [\text{offset}_{i,j} + sT_{i,j}, \text{offset}_{i,j} + (s+1)T_{i,j} - 1]$ in the virtual system. Then, since the M-EDF policy schedules matching $\mathbf{M}_{a_t^{\text{EDF}}(\vec{T})}$ at any slot t , it will schedule matching $\mathbf{M}_{a_{t'}^{\text{EDF}}(\vec{T})} = \mathbf{M}_k$ containing flow $f_{i,j}$ at slot t' . Therefore, cell s of flow $f_{i,j}$ must be scheduled within its lifetime.

Since s is selected arbitrarily for any flow $f_{i,j} \in M_k$, **Case 1** and **Case 2** finish the proof. ■

We remark that Sufficient Condition 2 in Theorem 3 is more difficult to check than Sufficient Condition 1 in Theorem 2. For any offset matrix **offset** and period matrix T , we need to find a T -vector and flow decomposition set \mathcal{D} to satisfy (5) or (6). In this paper, we propose a brute-force algorithm to find such a T -vector and flow decomposition set \mathcal{D} , which works for small N , e.g., when $N \leq 6$. Following Theorem 1, we first enumerate all flow decomposition sets based on enumeration of all Latin squares of order N whose first rows are fixed as (M_1, M_2, \dots, M_N) . For any perfect matching M_k in each flow decomposition set $\mathcal{D} = \{M_1, M_2, \dots, M_N\}$, we set a T_k value as follows. We first define two values,

$$t_1 = \min_{f_{i,j} \in M_k : i,j \in [N], \text{offset}_{i,j}=0} T_{i,j}, \quad (15)$$

which is set to be ∞ if $\text{offset}_{i,j} > 0$ for all $i, j \in [N]$, and

$$t_2 = \min_{f_{i,j} \in M_k : i,j \in [N]} \left\lfloor \frac{T_{i,j} + 1}{2} \right\rfloor. \quad (16)$$

We can see that $t_1 \geq t_2$. It is also easy to verify that the maximum T_k , such that either condition (5) or condition (6) for any flow $f_{i,j} \in M_k$, is either t_1 or t_2 . Clearly, if we set $T_k = t_2$, any flow $f_{i,j} \in M_k$ satisfies condition (6). Now we only need to check if we can set $T_k = t_1$. We need to consider each flow $f_{i,j} \in M_k$ and check whether condition (5) or condition (6) holds when $T_k = t_1$. If so, we set $T_k = t_1$; otherwise, we set $T_k = t_2$.

After that, we construct a vector $\vec{T} = (T_1, T_2, \dots, T_N)$. We then check if it is a T -vector based on (4). If so, we have found such a T -vector $\vec{T} = (T_1, T_2, \dots, T_N)$ and a flow decomposition set \mathcal{D} to meet Sufficient Condition 2 in Theorem 3. If we cannot find such a T -vector to meet (4) for all flow decomposition sets, the given offset matrix **offset** and period matrix T cannot meet Sufficient Condition 2 in Theorem 3. How to find more efficient algorithms to check sufficient condition 2 for large N is left as a future direction.

IV. EXAMPLES

In the previous section, we have proposed two sufficient conditions. However, we cannot say that one is more strict than the other. In this section, we will illustrate some examples to justify this argument.

Example 1: Consider a 4×4 switch with TS traffic whose offset matrix and period matrix are respectively set as follows,

$$\text{offset} = \begin{pmatrix} 1 & 2 & 3 & 1 \\ 2 & 1 & 5 & 2 \\ 3 & 4 & 2 & 4 \\ 8 & 2 & 3 & 3 \end{pmatrix}, T = \begin{pmatrix} 4 & 4 & 5 & 5 \\ 5 & 5 & 5 & 5 \\ 4 & 4 & 4 & 6 \\ 4 & 5 & 5 & 5 \end{pmatrix}. \quad (17)$$

Since $T_{i,j} \geq N = 4$ for all flow $f_{i,j}$, (17) satisfies Sufficient Condition 1 in Theorem 2, any M-TDMA policy of any flow decomposition set (e.g., (2)) achieves zero packet loss for all TS flows. However, since $\text{offset}_{i,j} > 0$ for all flow $f_{i,j}$, for any matching M_k of any flow decomposition \mathcal{D} , the resulting T_k is at least 2 according to (15) and (16), and thus $\sum_{k=1}^N \frac{1}{T_k} \geq 2$. Hence, we cannot find a T -vector to meet (4) for all flow decomposition sets. Therefore, Sufficient Condition 2 does not hold for this example.

Example 2: Consider a 4×4 switch with TS traffic whose offset matrix and period matrix are respectively set as follows,

$$\text{offset} = \begin{pmatrix} 0 & 0 & 0 & 0 \\ 0 & 0 & 0 & 0 \\ 0 & 0 & 0 & 0 \\ 0 & 0 & 0 & 0 \end{pmatrix}, T = \begin{pmatrix} 2 & 4 & 8 & 8 \\ 8 & 2 & 4 & 8 \\ 8 & 8 & 2 & 4 \\ 4 & 8 & 8 & 2 \end{pmatrix}. \quad (18)$$

We can see that this example cannot satisfy Sufficient Condition 1. However, we can find the following flow decomposition set in its corresponding Latin square,

$$L = \begin{pmatrix} M_1 & M_2 & M_3 & M_4 \\ M_4 & M_1 & M_2 & M_3 \\ M_3 & M_4 & M_1 & M_2 \\ M_2 & M_3 & M_4 & M_1 \end{pmatrix}, \quad (19)$$

and its resulting T -vector $(2, 4, 8, 8)$. We can check that either condition (5) or condition (6) holds for any flow $f_{i,j} \in M_k$. Thus, this example satisfies Sufficient Condition 2 and the corresponding M-EDF policy achieves zero packet loss for all TS flows. In fact, the scheduled matching at each slot is shown in Appendix D.

We remark that our independent simulations confirm that M-TDMA (resp. M-EDF) indeed achieves zero packet loss for all TS flows in Example 1 (resp. Example 2).

In addition, we also illustrate an example to schedule both TS and BE flows in Appendix E.

V. CONCLUSION

Achieving zero packet loss for timely traffic is an important but challenging requirement in TSN applications. In this paper, we for the first time propose an input-queueing TSN switching architecture to achieve this goal. Specifically, we propose two sufficient conditions and two corresponding scheduling policies (call M-TDMA and M-EDF) to achieve zero packet loss for all timely traffic. These two sufficient conditions have non-empty intersections and no one is more strict than the other. Thus, both conditions are not necessary for achieving zero packet loss for timely traffic. It is very interesting and important to characterize a sufficient and necessary condition to achieve zero packet loss for timely traffic in the future.

REFERENCES

- [1] "TSN task group," <https://1.ieee802.org/tsn/>.
- [2] "DetNet," <https://datatracker.ietf.org/wg/detnet/about/>.
- [3] L. Lo Bello and W. Steiner, "A perspective on IEEE time-sensitive networking for industrial communication and automation systems," *Proceedings of the IEEE*, vol. 107, no. 6, pp. 1094–1120, 2019.
- [4] D. Bruckner, M.-P. Stănică, R. Blair, S. Schriegel, S. Kehrer, M. Seewald, and T. Sauter, "An introduction to OPC UA TSN for industrial communication systems," *Proceedings of the IEEE*, vol. 107, no. 6, pp. 1121–1131, 2019.
- [5] "Cisco industrial Ethernet 4000 series switches data sheet," <https://www.cisco.com/c/en/us/products/collateral/switches/industrial-ethernet-4000-series-switches/datasheet-c78-733058.html>.
- [6] "TSN-G5008 series," <https://www.moxa.com/en/products/industrial-network-infrastructure/ethernet-switches/layer-2-managed-switches/tsn-g5008-series>.
- [7] L. Deng, W. S. Wong, P.-N. Chen, Y. S. Han, and H. Hou, "Delay-constrained input-queued switch," *IEEE Journal on Selected Areas in Communications*, vol. 36, no. 11, pp. 2464–2474, 2018.
- [8] C. L. Liu and J. W. Layland, "Scheduling algorithms for multiprogramming in a hard-real-time environment," *Journal of the ACM*, vol. 20, no. 1, pp. 46–61, 1973.

- [9] N. McKeown, A. Mekkittikul, V. Anantharam, and J. Walrand, "Achieving 100% throughput in an input-queued switch," *IEEE Transactions on Communications*, vol. 47, no. 8, pp. 1260–1267, 1999.
- [10] N. McKeown, "The iSLIP scheduling algorithm for input-queued switches," *IEEE/ACM Transactions on Networking*, vol. 7, no. 2, pp. 188–201, 1999.
- [11] B. D. McKay and I. M. Wanless, "On the number of Latin squares," *Annals of Combinatorics*, vol. 9, no. 3, pp. 335–344, 2005.

APPENDIX

A. An Example of Flow Decomposition Set and Its Corresponding Latin Square

Consider a 4×4 switch, i.e., $N = 4$. We construct the following 4 perfect matchings,

$$\mathbf{M}_1 = \begin{pmatrix} 1 & 0 & 0 & 0 \\ 0 & 1 & 0 & 0 \\ 0 & 0 & 1 & 0 \\ 0 & 0 & 0 & 1 \end{pmatrix}, \quad (20)$$

$$\mathbf{M}_2 = \begin{pmatrix} 0 & 1 & 0 & 0 \\ 0 & 0 & 1 & 0 \\ 0 & 0 & 0 & 1 \\ 1 & 0 & 0 & 0 \end{pmatrix}, \quad (21)$$

$$\mathbf{M}_3 = \begin{pmatrix} 0 & 0 & 1 & 0 \\ 0 & 0 & 0 & 1 \\ 1 & 0 & 0 & 0 \\ 0 & 1 & 0 & 0 \end{pmatrix}, \quad (22)$$

$$\mathbf{M}_4 = \begin{pmatrix} 0 & 0 & 0 & 1 \\ 1 & 0 & 0 & 0 \\ 0 & 1 & 0 & 0 \\ 0 & 0 & 1 & 0 \end{pmatrix}. \quad (23)$$

We can examine that

$$\mathbf{M}_1 + \mathbf{M}_2 + \mathbf{M}_3 + \mathbf{M}_4 = \begin{pmatrix} 1 & 1 & 1 & 1 \\ 1 & 1 & 1 & 1 \\ 1 & 1 & 1 & 1 \\ 1 & 1 & 1 & 1 \end{pmatrix}, \quad (24)$$

where the addition is operated in the real field. Thus, $\mathcal{D} = \{\mathbf{M}_1, \mathbf{M}_2, \mathbf{M}_3, \mathbf{M}_4\}$ is a flow decomposition set.

Now we can construct its Latin square whose entry in the i -th row and j -th column is the perfect matching in \mathcal{D} containing flow $f_{i,j}$, i.e.,

$$\mathbf{L}(\mathcal{D}) = \begin{pmatrix} \mathbf{M}_1 & \mathbf{M}_2 & \mathbf{M}_3 & \mathbf{M}_4 \\ \mathbf{M}_4 & \mathbf{M}_1 & \mathbf{M}_2 & \mathbf{M}_3 \\ \mathbf{M}_3 & \mathbf{M}_4 & \mathbf{M}_1 & \mathbf{M}_2 \\ \mathbf{M}_2 & \mathbf{M}_3 & \mathbf{M}_4 & \mathbf{M}_1 \end{pmatrix}. \quad (25)$$

Clearly, the constructed Latin square is unique because any flow belongs to exactly one perfect matching in a flow decomposition set.

In addition, since $l_{i,j}$ is the perfect matching containing flow $f_{i,j}$, we can easily see that all same entries of $\mathbf{L}(\mathcal{D})$ in (25) reconstruct the corresponding perfect matching. For example, in (25), we can see that $l_{1,1} = l_{2,2} = l_{3,3} = l_{4,4} = \mathbf{M}_1$, and thus we can reconstruct $\tilde{\mathbf{M}}_1$ as

$$\tilde{\mathbf{M}}_1 = \begin{pmatrix} 1 & 0 & 0 & 0 \\ 0 & 1 & 0 & 0 \\ 0 & 0 & 1 & 0 \\ 0 & 0 & 0 & 1 \end{pmatrix}, \quad (26)$$

which is the same as (20). This reconstruction step will be used to prove Theorem 1 in Appendix B.

B. Proof of Theorem 1

First, according the construction procedure in Sec. III-A, it is easily to see that for any flow decomposition set \mathcal{D} , its corresponding Latin square $\mathbf{L}(\mathcal{D})$ is unique and the first row is $(\mathbf{M}_1, \mathbf{M}_2, \dots, \mathbf{M}_N)$.

To prove Theorem 1, we now only need to show that for any Latin square $\tilde{\mathbf{L}}$ of order N whose first row is fixed as $(\mathbf{M}_1, \mathbf{M}_2, \dots, \mathbf{M}_N)$, there exists a unique flow decomposition set \mathcal{D} such that

$$\mathbf{L}(\mathcal{D}) = \tilde{\mathbf{L}}. \quad (27)$$

We first construct a flow decomposition set $\tilde{\mathcal{D}}$ such that (27) holds. This can be done as follows. We construct an $N \times N$ matrix $\tilde{\mathbf{M}}_k = (\tilde{m}_{i,j} \in \{0, 1\} : i, j = 1, 2, \dots, N)$ for any $k \in [N]$ where

$$\tilde{m}_{i,j} = \begin{cases} 1, & \text{If } \tilde{l}_{i,j} = \mathbf{M}_k; \\ 0, & \text{Otherwise.} \end{cases} \quad (28)$$

Namely, we extract all entries whose value is \mathbf{M}_k in Latin square $\tilde{\mathbf{L}}$ to construct the index matrix $\tilde{\mathbf{M}}_k$ (see an example in (26)). Since $\tilde{\mathbf{L}}$ is a Latin square whose any row or column does not have the same entry, we can see that $\tilde{\mathbf{M}}_k$ is a perfect matching. Then we construct the flow decomposition set $\tilde{\mathcal{D}} = \{\tilde{\mathbf{M}}_1, \tilde{\mathbf{M}}_2, \dots, \tilde{\mathbf{M}}_N\}$. According the construction procedure in Sec. III-A, we can see that $\mathbf{L}(\tilde{\mathcal{D}}) = \tilde{\mathbf{L}}$. Namely, there exists at least one flow decomposition set $\tilde{\mathcal{D}}$ such that (27) holds.

Now we prove that for any two different flow decomposition sets \mathcal{D}' and \mathcal{D}'' , their constructed Latin squares must be different, i.e.,

$$\mathbf{L}(\mathcal{D}') \neq \mathbf{L}(\mathcal{D}''). \quad (29)$$

Let us denote

$$\mathbf{L}' \triangleq \mathbf{L}(\mathcal{D}'), \quad (30)$$

and

$$\mathbf{L}'' \triangleq \mathbf{L}(\mathcal{D}''). \quad (31)$$

Since flow decomposition sets \mathcal{D}' and \mathcal{D}'' are different, there must exist a flow $f_{i,j}$ such that the matching containing flow $f_{i,j}$ in \mathcal{D}' , denoted as \mathbf{M}' , is different from the matching containing flow $f_{i,j}$ in \mathcal{D}'' , denoted as \mathbf{M}'' , i.e.,

$$\mathbf{M}' \neq \mathbf{M}''. \quad (32)$$

According the construction procedure in Sec. III-A, the entry in the i -th row and j -th column of the constructed Latin square is the perfect matching containing flow $f_{i,j}$. Thus,

$$l'_{i,j} = \mathbf{M}', \quad (33)$$

and

$$l''_{i,j} = \mathbf{M}''. \quad (34)$$

Therefore, $\mathbf{L}' \neq \mathbf{L}''$ and thus (29) holds. Hence, there exists a unique flow decomposition set \mathcal{D} such that (27) holds.

The proof is thus completed.

C. Proof of Theorem 2

Any flow $f_{i,j}$ is contained in one of perfect matchings in $\mathcal{D} = \{M_1, M_2, \dots, M_N\}$, say M_k . According to the M-TDMA policy, perfect matching M_k is scheduled at slots $qN + (k-1)$, $q = 0, 1, \dots$. Since $T_{i,j} \geq N$, the s -th ($s = 0, 1, 2, \dots$) cell (called cell s) of flow $f_{i,j}$ arrives at the beginning of slot $\text{offset}_{i,j} + sT_{i,j}$ and expires at the end of slot $\text{offset}_{i,j} + (s+1)T_{i,j} - 1$. Namely, the lifetime of cell s of flow $f_{i,j}$ is the interval $[\text{offset}_{i,j} + sT_{i,j}, \text{offset}_{i,j} + (s+1)T_{i,j} - 1]$. Now we set the index of a scheduling period to be

$$q(s) \triangleq \left\lceil \frac{sT_{i,j} + \text{offset}_{i,j} - (k-1)}{N} \right\rceil. \quad (35)$$

Since $s \geq 0$, $\text{offset}_{i,j} \geq 0$, $k \leq N$, we can derive that $q(s) \geq 0$. Since M_k is scheduled at slot $q(s)N + (k-1)$ in scheduling period $q(s)$, to ensure that cell s of flow $f_{i,j}$ gets a scheduling slot, we only need to show that

$$\text{offset}_{i,j} + sT_{i,j} \leq q(s)N + (k-1) \leq \text{offset}_{i,j} + (s+1)T_{i,j} - 1, \quad (36)$$

i.e.,

$$\frac{sT_{i,j} + \text{offset}_{i,j} - (k-1)}{N} \leq q(s) \leq \frac{(s+1)T_{i,j} + \text{offset}_{i,j} - k}{N} \quad (37)$$

If $q(s) = \frac{sT_{i,j} + \text{offset}_{i,j} - (k-1)}{N}$, then (37) holds directly. Otherwise, if $q(s) > \frac{sT_{i,j} + \text{offset}_{i,j} - (k-1)}{N}$, then

$$\begin{aligned} q(s) &= \left\lceil \frac{sT_{i,j} + \text{offset}_{i,j} - (k-1)}{N} \right\rceil \\ &< \frac{sT_{i,j} + \text{offset}_{i,j} - (k-1)}{N} + 1. \end{aligned} \quad (38)$$

Thus,

$$q(s)N < sT_{i,j} + \text{offset}_{i,j} - (k-1) + N. \quad (39)$$

Since both sides of (39) are integers, we have

$$q(s)N \leq sT_{i,j} + \text{offset}_{i,j} - (k-1) + N - 1. \quad (40)$$

Since $T_{i,j} \geq N$, we thus have,

$$\begin{aligned} q(s) &\leq \frac{sT_{i,j} + \text{offset}_{i,j} - (k-1) + N - 1}{N} \\ &\leq \frac{sT_{i,j} + \text{offset}_{i,j} - (k-1) + T_{i,j} - 1}{N} \\ &= \frac{(s+1)T_{i,j} + \text{offset}_{i,j} - k}{N}. \end{aligned} \quad (41)$$

Thus, (37) holds. Therefore, cell s of flow $f_{i,j}$ will be scheduled at slot $q(s)N + (k-1)$ before expiration. Since s is arbitrary, any cell of flow $f_{i,j}$ will be allocated one scheduling slot. In addition, since $T_{i,j} \geq N$, it is easy to see that $q(s) \neq q(s')$ if $s \neq s'$. Thus, any two cells of flow $f_{i,j}$ will not be scheduled at the same slot. We thus know that any cell will be allocated one unique scheduling slot before expiration.

Therefore, M-TDMA achieves zero packet loss for all flows.

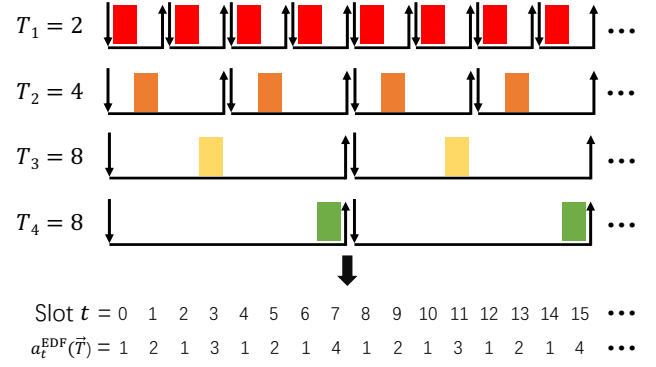


Fig. 2. An example of the virtual single-processor task-execution system.

D. An Example of Virtual Single-processor Task-execution System under EDF Scheduling Policy

We consider an example with $N = 4$ and construct a T -vector

$$\vec{T} = (T_1, T_2, T_3, T_4) = (2, 4, 8, 8). \quad (42)$$

Note that we can check that (4) holds and thus (42) is indeed a T -vector. Based on this T -vector \vec{T} , we construct a virtual single-processor task-execution system which has four tasks with periods specified by \vec{T} . We illustrate the arrived requests of all four tasks in the virtual single-processor system in Fig. 2.

At each slot, EDF scheduling policy will schedule the request of all N tasks who has the earliest deadline and break ties arbitrarily. Then, we can construct the index of the scheduled task at any slot t , i.e., $a_t^{\text{EDF}}(\vec{T}) \in [N]$, as shown in the bottom of Fig. 2.

E. An Example to Schedule both TS Flows and BE Flows

In the main parts of this paper, we consider that only TS flows exist in the system. However, we remark that our proposed TSN switching architecture and scheduling policies can co-schedule both TS flows and BE flows, as shown in Fig. 1. We give higher priorities to TS flows than BE flows. If the M-TDMA or M-EDF policy cannot fully utilize the switching ports to schedule TS flows in Step 1, the iSLIP policy will schedule BE flows by utilizing the rest of available ports in Step 2. Here we use a simple example to illustrate this two-step scheduler of Fig. 1.

We again consider a 4×4 switch but with only TS flows and BE flows related to input 1. Specifically, there are three TS flows $f_{1,1}, f_{1,2}, f_{1,3}$ with offset and period matrices,

$$\text{offset} = \begin{pmatrix} 0 & 0 & 0 & \infty \\ \infty & \infty & \infty & \infty \\ \infty & \infty & \infty & \infty \\ \infty & \infty & \infty & \infty \end{pmatrix}, T = \begin{pmatrix} 3 & 6 & 6 & \infty \\ \infty & \infty & \infty & \infty \\ \infty & \infty & \infty & \infty \\ \infty & \infty & \infty & \infty \end{pmatrix}. \quad (43)$$

In addition, we have four BE flows $f_{1,1}^{\text{BE}}, f_{1,2}^{\text{BE}}, f_{1,3}^{\text{BE}}, f_{1,4}^{\text{BE}}$, whose arrivals can be arbitrary since no cell has a strict deadline. We show a collection of arrivals of these four BE flows in Fig. 3.

We can see that (43) does not satisfy SC1 but satisfy SC2 by constructing the following flow decomposition set (in its Latin-square form),

$$L = \begin{pmatrix} M_1 & M_2 & M_3 & M_4 \\ M_4 & M_1 & M_2 & M_3 \\ M_3 & M_4 & M_1 & M_2 \\ M_2 & M_3 & M_4 & M_1 \end{pmatrix}, \quad (44)$$

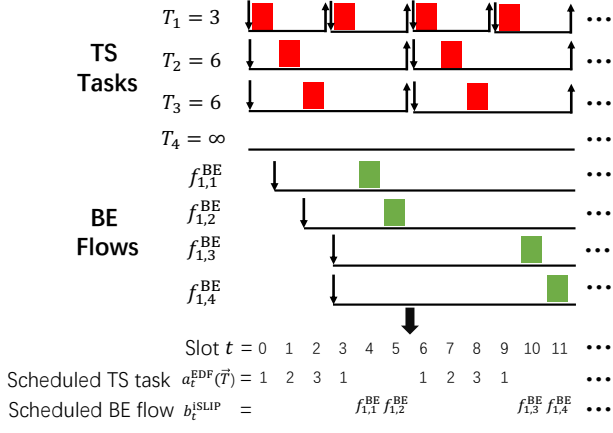


Fig. 3. An example to schedule both TS flows and BE flows.

and the following T -vector,

$$\vec{T} = (T_1, T_2, T_3, T_4) = (3, 6, 6, \infty). \quad (45)$$

Clearly, we have that TS flows $f_{1,1} \in M_1$, $f_{1,2} \in M_2$, and $f_{1,3} \in M_3$.

At any slot t , we first use the M-EDF policy to schedule TS flows and then use the iSLIP policy to schedule BE flows. The index of the scheduled matching by the M-EDF policy at any slot t , i.e., $a_t^{\text{EDF}}(\vec{T}) \in [N]$, and the scheduled BE flow at any slot t , denoted as $b_t^{\text{iSLIP}} \in \{f_{1,1}^{\text{BE}}, f_{1,2}^{\text{BE}}, f_{1,3}^{\text{BE}}, f_{1,4}^{\text{BE}}\}$, are shown in the last two lines of Fig. 3, respectively.

For example, at slot 4, since all three TS flows do not have any cell in the system, a_4^{EDF} can be set arbitrarily and no TS flow will be scheduled at this slot. Therefore, input 1 is not utilized by M-EDF and thus can be utilized by iSLIP to schedule BE flows. Here, we have one cell of BE flow $f_{1,1}^{\text{BE}}$, one cell of BE flow $f_{1,2}^{\text{BE}}$, one cell of BE flow $f_{1,3}^{\text{BE}}$, and one cell of BE flow $f_{1,4}^{\text{BE}}$ in the system. The iSLIP policy selects $b_4^{\text{iSLIP}} = f_{1,1}^{\text{BE}}$ at slot 4. Later at slot 5, again no TS cell exists in the system and iSLIP schedules $b_5^{\text{iSLIP}} = f_{1,2}^{\text{BE}}$.