

# Truly Unordered Probabilistic Rule Sets for Multi-class Classification

Lincen Yang<sup>[0000–0003–1936–2784]</sup> and Matthijs van Leeuwen<sup>[0000–0002–0510–3549]</sup>

Leiden University, Leiden, The Netherlands  
 l.yang, m.van.leeuwen@liacs.leidenuniv.nl

**Abstract.** Rule set learning has long been studied and has recently been frequently revisited due to the need for interpretable models. Still, existing methods have several shortcomings: 1) most recent methods require a binary feature matrix as input, learning rules directly from numeric variables is understudied; 2) existing methods impose orders among rules, either explicitly or implicitly, which harms interpretability; and 3) currently no method exists for learning probabilistic rule sets for multi-class target variables (there is only a method for probabilistic rule lists). We propose TURS, for Truly Unordered Rule Sets, which addresses these shortcomings. We first formalise the problem of learning truly unordered rule sets. To resolve conflicts caused by overlapping rules, i.e., instances covered by multiple rules, we propose a novel approach that exploits the probabilistic properties of our rule sets. We next develop a two-phase heuristic algorithm that learns rule sets by carefully growing rules. An important innovation is that we use a surrogate score to take the global potential of the rule set into account when learning a local rule. Finally, we empirically demonstrate that, compared to non-probabilistic and (explicitly or implicitly) ordered state-of-the-art methods, our method learns rule sets that not only have better interpretability (i.e., they are smaller and truly unordered), but also better predictive performance.

## 1 Introduction

When using predictive models in sensitive real-world scenarios, such as in health care, analysts seek for intelligible and reliable explanations for predictions. Classification rules have considerable advantages here, as they are directly readable by humans. While rules all seem alike, however, some are more interpretable than others. The reason lies in the subtle differences of how rules form a model. Specifically, rules can form an unordered *rule set*, or an explicitly ordered *rule list*; further, they can be categorized as probabilistic or non-probabilistic.

In practice, probabilistic and unordered rule sets should be preferred, for the following reasons. First, when a human is responsible to make the final decision, predictions *with* probability estimates provide more information w.r.t. the expected “utility”. Next, rule lists are more difficult to interpret than rule sets, as the interpretation of any rule depends on all preceding rules.

Further, crucially, existing methods for rule set learning claim to learn unordered rule sets, but they are usually not truly unordered. The problem is

caused by *overlap*, i.e., multiple rules satisfying a single instance. Ad-hoc schemes are widely used to resolve prediction conflicts caused by overlaps, typically by ranking the involved rules with certain criteria and always selecting the highest ranked rule [23,13] (e.g., the most accurate one). This, however, imposes implicit orders among rules, making them entangled instead of truly unordered.

This can badly harm interpretability. Specifically, to provide a complete explanation for the prediction of a certain instance, it is insufficient to only provide the rules the instance satisfies, because other higher-ranked rules that the instance does not satisfy are also part of the explanation. For instance, imagine a patient is predicted to have *Flu* because they have *Fever*. If the model also contains the higher-ranked rule “*Blood in stool*  $\rightarrow$  *Dysentery*”, the explanation should include the fact that “*Blood in stool*” is not true, because otherwise the prediction would change to *Dysentery*. If the model contains many rules, it becomes impractical to have to go over all higher-ranked rules for each prediction.

Related to interpretability, truly unordered rules are better suited to human-in-the-loop machine learning. For example, while a set of truly unordered rules may allow for direct model editing, rules in ordered rule models—whether explicitly or implicitly—depend on each other and hence far more difficult to edit.

Learning truly unordered probabilistic rule sets is a very challenging problem though. Classical rule set learning methods usually adopt a separate-and-conquer strategy, often sequential covering: they iteratively find the next rule and remove instances satisfying this rule. This includes 1) binary classifiers that learn rules only for the “positive” class [9], and 2) its extension to multi-class targets by the one-versus-rest paradigm, i.e., learning rules for each class one by one [5,3]. Importantly, by iteratively removing instances the *probabilistic predictive conflicts* caused by overlaps, i.e., rules having different probability estimates for the target, are ignored. Recently proposed rule learning methods go beyond separate-and-conquer by leveraging discrete optimization techniques [23,20,21,13,6], but this comes at the cost of requiring a binary feature matrix as input. Moreover, these methods are neither probabilistic nor truly unordered, as they still use ad-hoc schemes to resolve predictive conflicts caused by overlaps.

*Approach and contributions.* To tackle these challenges and learn truly unordered probabilistic rules, we first formalize rule sets as probabilistic models. We adopt a probabilistic model selection approach for rule set learning, for which we design a criterion based on the minimum description length principle [11,10].

Second, we propose a novel surrogate score based on decision trees that we use to evaluate the potential of incomplete rule sets. Third, we are the first to design a rule learning algorithm that deals with probabilistic conflicts caused by overlaps already during the rule learning process. We point out that rules that have been added to the rule set may become obstacles for new rules, and hence carefully design a two-phase heuristic algorithm, for which we adopt diverse beam search [19]. Last, we benchmark our method, named TURS, for Truly Unordered Rule Sets, against a wide range of methods. We show that the rule sets learned by TURS, apart from being probabilistic and truly unordered, have better predictive performance than existing methods.

## 2 Related Work

*Rule lists.* Rules in a rule list are connected by IF-THEN-ELSE statements. Existing methods include ordered-CN2 [4], CBA [14], and PART [7], as well as the recently proposed CLASSY [16] and Bayesian rule list [22]. Rule lists are more difficult to interpret than rule sets because of their explicit orders.

*One-versus-rest learning.* This category focuses on only learning rules for a single class label, i.e., the “positive” class, which is already sufficient for binary classification [20,6,21]. For multi-class classification, two approaches exist. The first, taken by RIPPER [5] and C4.5 [18], is to learn each class in a certain order. After all rules for a single class have been learned, all covered instances are removed (or those with this class label). The resulting model is essentially an ordered list of rule sets, which makes it more difficult to interpret than a set of rules. The second approach does not impose an order among the classes; instead, it learns a set of rules for each class against all other classes. Examples include unordered-CN2 [3] and several methods based on RIPPER [12,1]. However, they do not learn truly unordered rule sets, as discussed in Section 1. The only exception is unordered-CN2, which “combines” all rules into a “hypothetical” rule, which sums up all instances in all rules. However, it still adopts the one-versus-rest approach, ignoring probabilistic conflicts during search. In Section 6, we show that our method learns smaller rule sets with better predictive performance.

*Multi-class rule sets.* Much fewer methods exist for directly learning rules for multi-class targets, which is algorithmically more challenging than the one-versus-rest paradigm, as the separate-and-conquer strategy is not applicable. To the best of our knowledge, the only two existing methods are IDS [13] and DRS [23]. However, they are neither probabilistic, nor truly unordered: to handle predictive conflicts of overlaps, IDS follows the rule with the highest F1-score, and DRS uses the most accurate rule. Decision tree methods like CART [2] might also fall in this category as well, but rules based on decision trees are forced to share many “attributes”, and hence become longer than necessary.

## 3 Rule Sets as Probabilistic Models

We first formalize individual rules as *local* probabilistic models, and then define rule sets as *global* probabilistic models. The key challenge lies in how to define  $P(Y = y|X = x)$  for an instance  $(x, y)$  that is covered by multiple rules.

### 3.1 Probabilistic Rules

Denote the input random variables by  $X = (X_1, \dots, X_d)$ , where each  $X_i$  is a one-dimensional random variable representing one dimension of  $X$ , and denote the categorical target variable by  $Y \in \mathcal{Y}$ . Further, denote the dataset from which the rule set can be induced as  $D = \{(x_i, y_i)\}_{i \in [n]}$ , or  $(x^n, y^n)$  for short. Each  $(x_i, y_i)$  is an instance. Then, a probabilistic rule  $S$  is written as

$$(X_1 \in R_1 \wedge X_2 \in R_2 \wedge \dots) \rightarrow P_S(Y), \quad (1)$$

where each  $X_i \in R_i$  is called a *literal* of the *condition* of the rule. Specifically, each  $R_i$  is a closed interval (for a quantitative variable) or a set of categorical levels (for a categorical variable).

A probabilistic rule of this form describes a subset  $S$  of the full sample space of  $X$ , such that for any  $x \in S$ , the conditional distribution  $P(Y|X = x)$  is approximated by the probability distribution of  $Y$  conditioned on the event  $\{X \in S\}$ , denoted as  $P(Y|X \in S)$ . Since in classification  $Y$  is a discrete variable, we can parametrize  $P(Y|X \in S)$  by a parameter vector  $\beta$ , in which the  $j$ th element  $\beta_j$  represents  $P(Y = j|X \in S)$ , for all  $j \in \mathcal{Y}$ . We therefore denote  $P(Y|X \in S)$  as  $P_{S,\beta}(Y)$ , or  $P_S(Y)$  for short. To estimate  $\beta$  from data, we adopt the maximum likelihood estimator, denoted as  $P_{S,\hat{\beta}}(Y)$ , or  $\hat{P}_S(Y)$  for short.

Further, if an instance  $(x, y)$  satisfies the condition of rule  $S$ , we say that  $(x, y)$  is *covered* by  $S$ . Reversely, the *cover* of  $S$  denotes the instances it covers. When clear from the context, we use  $S$  to both represent the rule itself and/or its cover, and define the number of covered instances  $|S|$  as its *coverage*.

### 3.2 Truly Unordered Rule Sets as Probabilistic Models

While a rule set is simply a set of rules, the challenge lies in how to define rule sets as probabilistic models while keeping the rules truly unordered. That is, how do we define  $P(Y|X = x)$  given a rule set  $M$ , i.e., a model, and its parameters? We first explain how to do this for a single instance of the training data, using a simplified setting where at most two rules cover the instance. We then discuss—potentially unseen—test instances and extend to more than two rules covering an instance. Finally we define a rule set as a probabilistic model.

**Class probabilities for a single training instance.** Given a rule set  $M$  with  $K$  individual rules, denoted  $\{S_i\}_{i \in [K]}$ , any instance  $(x, y)$  falls into one of four cases: 1) exactly one rule covers  $x$ ; 2) at least two rules cover  $x$  and no rule's cover is the subset of another rule's cover (*multiple non-nested*); 3) at least two rules cover  $x$  and one rule's cover is the subset of another rule's cover (*multiple nested*); and 4) no rule in  $M$  covers  $x$ .

To simplify the notation, we here consider at most two rules covering an instance—we later describe how we can trivially extend to more than two rules.

*Covered by one rule.* When exactly one rule  $S \in M$  covers  $x$ , we use  $P_S(Y)$  to estimate the conditional probability  $P(Y|X = x)$ . To estimate  $P_S(Y)$  from data, we adopt the maximum likelihood (ML) estimator  $\hat{P}_S(Y)$ , i.e.,

$$\hat{P}_S(Y = j) = \frac{|\{(x, y) : x \in S, y = j\}|}{|S|}, \forall j \in \mathcal{Y}. \quad (2)$$

Note that we do not exclude instances in  $S$  that are also covered by other rules (i.e., in overlaps) for estimating  $P_S(Y)$ . Hence, the probability estimation for each rule is independent of other rules; as a result, each rule is *self-standing*, which forms the foundation of a truly unordered rule set.

*Covered by two non-nested rules.* Next, we consider the case when  $x$  is covered by  $S_i$  and  $S_j$ , and neither  $S_i \subseteq S_j$  nor  $S_j \subseteq S_i$ , i.e., the rules are non-nested.

When an instance is covered by two non-nested, partially overlapping rules, we interpret this as probabilistic *uncertainty*: we cannot tell whether the instance belongs to one rule or the other, and therefore approximate its conditional probability by the *union* of the two rules. That is, in this case we approximate  $P(Y|X = x)$  by  $P(Y|X \in S_i \cup S_j)$ , and we estimate this with its ML estimator  $\hat{P}(Y|X \in S_i \cup S_j)$ , using all instances in  $S_i \cup S_j$ .

This approach is particularly useful when the estimator of  $P(Y|X \in S_1 \cap S_2)$ , i.e., conditioned on the event  $\{X \in S_1 \cap S_2\}$ , is indistinguishable from  $\hat{P}(Y|X \in S_1)$  and  $\hat{P}(Y|X \in S_2)$ . Intuitively, this can be caused by two reasons: 1)  $S_i \cap S_j$  consists of very few instances, so the variance of the estimator for  $P(Y|X \in S_i \cap S_j)$  is large; 2)  $P(Y|X \in S_i \cap S_j)$  is just very similar to  $P(Y|X \in S_i)$  and  $P(Y|X \in S_j)$ , which makes it undesirable to create a separate rule for  $S_i \cap S_j$ . Our model selection approach, explained in Section 4, will ensure that a rule set with non-nested rules has high goodness-of-fit only if this ‘uncertainty’ is indeed the case.

*Covered by two nested rules.* When  $x$  is covered by both  $S_i$  and  $S_j$ , and  $S_i$  is a subset of  $S_j$ , i.e.,  $x \in S_i \subseteq S_j$ , the rules are nested<sup>1</sup>. In this case, we approximate  $P(Y|X = x)$  by  $P(Y|X \in S_i)$  and interpret  $S_i$  as an *exception* of  $S_j$ . Having such nested rules to model such exceptions is intuitively desirable, as it allows to have general rules covering large parts of the data while being able to model smaller, deviating parts. In order to preserve the self-standing property of individual rules, for  $x \in S_j \setminus S_i$  we still use  $P(Y|X \in S_j)$  rather than  $P(Y|X \in S_j \setminus S_i)$ . Although this might seem counter-intuitive at first glance, using  $P(Y|X \in S_j \setminus S_i)$  would implicitly impose an order between  $S_j$  and  $S_i$ , or—equivalently—implicitly change  $S_j$  to another rule that only covers instances in  $S_j \wedge \neg S_i$ .

*Not covered by any rule.* When no rule in  $M$  covers  $x$ , we say that  $x$  belongs to the so-called “else rule” that is part of every rule set and equivalent to  $x \notin \bigcup_i S_i$ . Thus, we approximate  $P(Y|X = x)$  by  $P(Y|X \notin \bigcup_i S_i)$ . We denote the else rule by  $S_0$  and write  $S_0 \in M$  for the else rule in  $M$ . Observe that the else rule is the only rule in every rule set that depends on the other rules and is therefore not self-standing; however, it will also have no overlap with other rules by definition.

**Predicting for a new instance.** When an unseen instance  $x'$  comes in, we predict  $P(Y|X = x')$  depending on which of the aforementioned four cases it satisfies. An important question is whether we always need access to the training data, i.e., whether the probability estimates we obtain from the training data points are sufficient for predicting  $P(Y|X = x')$ . Specifically, if  $x'$  is covered by non-nested  $S_i$  and  $S_j$ ,  $P(Y|X = x')$  is predicted as  $\hat{P}(Y|X \in S_i \cup S_j)$ . However,

<sup>1</sup> Note that “nestedness” is based on the rules’ covers rather than on their conditions. For instance, if  $S_i$  is  $X_1 \leq 1$  and  $S_j$  is  $X_2 \leq 1$ ,  $S_i$  and  $S_j$  could still be nested.

if there are no training data points covered both by  $S_i$  and  $S_j$ , then we would not obtain  $\hat{P}(Y|X \in S_i \cup S_j)$  in the training phase. Nevertheless, in this case we have  $|S_i \cup S_j| = |S_i| + |S_j|$ , and hence

$$\hat{P}(Y|X \in S_i \cup S_j) = \frac{|S_i|\hat{P}(Y|X \in S_i) + |S_j|\hat{P}(Y|X \in S_j)}{|S_i| + |S_j|}. \quad (3)$$

Thus, if  $x'$  is covered by one rule, two nested rules, or no rule in  $M$ , the corresponding probability estimates are already obtained during training. Thus, we conclude that access to the training data is not necessary for prediction.

**Extension to overlaps of multiple rules.** Whenever an instance  $x$  is covered by multiple rules, denoted  $J = \{S_i, S_j, S_k, \dots\}$ , three cases may happen. The first case is all rules in  $J$  are nested. Without loss of generality, assume that  $S_i \subseteq S_j \subseteq S_k \subseteq \dots$ ; then, following the rationale for case of two nested rules,  $P(Y|X = x)$  should be approximated by  $P_{S_i}$ . Therefore, when  $x$  is covered by multiple nested rules, only the “smallest” rule matters and we can act as if  $x$  is only covered by that single rule.

The second case is that all rules in  $J$  are non-nested with each other. Following the solution for modeling two non-nested rules, we use  $P(Y|X \in \bigcup_{S \in J} S)$ .

The third case is a mix of the previous two cases, i.e., rules in  $J$  are partially nested. In this case, we iteratively go over all  $S \in J$ : if there exists an  $S' \in J$  satisfying  $S' \subseteq S$  we remove  $S$  from  $J$ , and continue iterating until no nested overlap in  $J$  remains. If one single rule is left, we act as if  $x$  is covered by that single rule; otherwise, we follow the paradigm of modelling the non-nested overlaps with the rules left in  $J$ .

**Probabilistic rule sets.** We can now build upon the previous to define rule sets as probabilistic models. Formally, the probabilistic model corresponding to a rule set  $M$  is a family of probability distributions, denoted  $P_{M,\theta}(Y|X)$  and parametrized by  $\theta$ . Specifically,  $\theta$  is a parameter vector representing all necessary probabilities of  $Y$  conditioned on events  $\{X \in G\}$ , where  $G$  is either a single rule or the union of multiple rules.  $\theta$  is estimated from data by estimating each  $P(Y|X \in G)$  by its maximum likelihood estimator. The resulting estimated vector is denoted as  $\hat{\theta}$  and contains  $\hat{P}(Y|X \in G)$  for all  $G \in \mathcal{G}$ , where  $\mathcal{G}$  consists of all individual rules and the unions of overlapping rules in  $M$ .

Finally, we assume the dataset  $D = (x^n, y^n)$  to be i.i.d. Specifically, let us define  $(x, y) \vdash G$  for the following two cases: 1) when  $G$  is a single rule (including the else rule), then  $(x, y) \vdash G \iff x \in G$ ; and 2) when  $G$  is a union of multiple rules, e.g.,  $G = \bigcup S_i$ , then  $(x, y) \vdash G \iff x \in \bigcap S_i$ . We then have

$$P_{M,\theta}(y^n|x^n) = \prod_{G \in \mathcal{G}} \prod_{(x,y) \vdash G} P(Y = y|X \in G). \quad (4)$$

## 4 Rule Set Learning as Probabilistic Model Selection

Exploiting the formulation of rule sets as probabilistic models, we define the task of learning a rule set as a probabilistic model selection problem. Specifically, we use the minimum description length (MDL) principle for model selection.

### 4.1 NML Distributions for Rule Sets

The MDL principle [11] is one of the best off-the-shelf model selection methods and has been widely used in machine learning and data mining [10]. Although rooted in information theory, it has been recently shown that MDL-based model selection can be regarded as an extension of Bayesian model selection [10].

The core idea of MDL-based model selection is to assign a single probability distribution to the data given a rule set  $M$ , the so-called *universal distribution* denoted by  $P_M(Y^n|X^n = x^n)$ . Informally,  $P_M(Y^n|X^n = x^n)$  should be a representative of the rule set model—as a family of probability distributions— $\{P_{M,\theta}(y^n|x^n)\}_\theta$ . The theoretically optimal “representative” is defined to be the one that has minimax regret, i.e.,

$$\arg \min_{P_M} \max_{z^n \in \mathcal{Y}^n} -\log_2 P_M(Y^n = z^n|X^n = x^n) - \left( -\log_2 P_{\hat{\theta}(x^n, z^n)}(Y^n = z^n|X^n = x^n) \right). \quad (5)$$

We write the parameter estimator as  $\hat{\theta}(x^n, z^n)$  to emphasize that it depends on the values of the target variables  $Y^n$ . The unique solution to  $P_M$  of Equation 5 is the so-called normalized maximum likelihood (NML) distribution:

$$P_M^{NML}(Y^n = y^n|X^n = x^n) = \frac{P_{M, \hat{\theta}(x^n, y^n)}(Y^n = y^n|X^n = x^n)}{\sum_{z^n \in \mathcal{Y}^n} P_{M, \hat{\theta}(x^n, z^n)}(Y^n = z^n|X^n = x^n)}. \quad (6)$$

That is, we “normalize” the distribution  $P_{M, \hat{\theta}}(\cdot)$  to make it a proper probability distribution, which requires the sum of all possible values of  $Y^n$  to be 1. Hence, we have  $\sum_{z^n \in \mathcal{Y}^n} P_M^{NML}(Y^n = z^n|X^n = x^n) = 1$  [10].

### 4.2 Approximating the NML Distribution

A crucial difficulty in using the NML distribution in practice is the computation of the normalizing term  $\sum_{z^n} P_{\hat{\theta}(x^n, z^n)}(Y^n = z^n|X^n = x^n)$ . Efficient algorithms almost only exist for exponential family models [11], hence we approximate the term by the sum of the normalizing terms for the individual rules.

**NML distribution for a single rule.** For an individual rule  $S \in M$ , we write all instances covered by  $S$  as  $(x^S, y^S)$ , in which  $y^S$  can be regarded as a realization of the random vector  $Y^S = (Y, \dots, Y)$ , and  $Y^S$  takes values in  $\mathcal{Y}^{|S|}$ , the  $|S|$ -ary Cartesian power of  $\mathcal{Y}$ . Then, the NML distribution for  $P_S(Y)$  equals

$$P_S^{NML}(Y^S = y^S|X^S = x^S) = \frac{\hat{P}_S(Y^S = y^S|X^S = x^S)}{\sum_{z^S \in \mathcal{Y}^S} \hat{P}_S(Y^S = z^S|X^S = x^S)}. \quad (7)$$

Note that  $\hat{P}_S$  depends on the values of  $z^S$ . As  $\hat{P}_S(Y)$  is a categorical distribution, the normalizing term can be written as  $\mathcal{R}(|S|, |\mathcal{Y}|)$ , a function of  $|S|$ —the rule’s coverage—and  $|\mathcal{Y}|$ —the number of unique values that  $Y$  can take [15]:

$$\mathcal{R}(|S|, |\mathcal{Y}|) = \sum_{z^S \in \mathcal{Y}^S} \hat{P}_S(Y^S = z^S | X^S = x^S), \quad (8)$$

which can be efficiently calculated in sub-linear time [15].

**The approximate NML distribution.** We propose to approximate the normalizing term of  $P_M^{NML}$  as the sum of the normalizing terms of  $P_S^{NML}$  for all  $S \in M$ , and propose the approximate-NML distribution as our model selection criterion:

$$P_M^{apprNML}(Y^n = y^n | X^n = x^n) = \frac{P_{M, \hat{\theta}(x^n, y^n)}(Y^n = y^n | X^n = x^n)}{\prod_{S \in M} \mathcal{R}(|S|, |\mathcal{Y}|)}. \quad (9)$$

Note that the sum over all  $S \in M$  *does* include the “else rule”  $S_0$ . Finally, we can formally define the optimal rule set  $M^*$  as

$$M^* = \arg \max_M P_M^{apprNML}(Y^n = y^n | X^n = x^n). \quad (10)$$

The rationale of using the approximate-NML distribution is as follows. First, it is equal to the NML distribution for a rule set without any overlap, as follows.

**Proposition 1.** *Given a rule set  $M$  in which for any  $S_i, S_j \in M$ ,  $S_i \cap S_j = \emptyset$ , then  $P_M^{NML}(Y^n = y^n | X^n = x^n) = P_M^{apprNML}(Y^n = y^n | X^n = x^n)$ .*

Second, when overlaps exist in  $M$ , approximate-NML puts a small extra penalty on overlaps, which is desirable to trade-off overlap with goodness-of-fit: when we sum over all instances in each rule  $S \in M$ , the instances in overlaps are “repeatedly counted”. Third, approximate-NML behaves like the Bayesian information criterion (BIC) asymptotically, which follows from the next proposition.

**Proposition 2.** *Assume  $M$  contains  $K$  rules in total, including the else rule, and we have  $n$  instances. Then  $\log(\prod_{S \in M} \mathcal{R}(|S|, |\mathcal{Y}|)) = \frac{K(|\mathcal{Y}|-1)}{2} \log n + \mathcal{O}(1)$ , where  $\mathcal{O}(1)$  is bounded by a constant w.r.t. to  $n$ .*

We defer the proofs of the two propositions to the Supplementary Material.

## 5 Learning Truly Unordered Rule Sets from Data

As our MDL-based model selection criterion unfortunately does not enable efficient search for the optimal model, we resort to heuristics. We first address the challenge of evaluating incomplete rule sets, after which we explain how to grow individual rules in two phases and implement this with beam search. Finally, we show how everything comes together to iteratively learn rule sets from data.



### 5.1 Evaluating Incomplete Rule Sets with a Surrogate Score

When iteratively searching for the next “best” rule, defining “best” is far from trivial: rule coverage and precision are contradicting factors and typical scores therefore combine those two factors in some—more or less—arbitrary way.

This issue is further aggravated by the iterative rule learning process, in which the intermediate rule set is evaluated as an *incomplete rule set* in each step. Evaluating incomplete rule sets is a challenging task [8], mainly because any good score needs to simultaneously consider two aspects: 1) how well do all the rules currently in the rule set describe the already covered instances; and 2) what is the “potential” for the uncovered instances, in the sense that how well can those uncovered instances be described by rules that might be added later?

Without knowing the rules that will be added later, we cannot compute the NML-based criterion for the complete rule set. Yet, we should take into account the potential of the uncovered instances. We propose to approximate the latter using a *surrogate score*, which we obtain by fitting a decision tree on the uncovered instances and using the leafs of the resulting tree as surrogate for “future” rules. Formally, we define the tree-based surrogate score as

$$L_{\mathcal{T}}(M) = P_{M \oplus \mathcal{T}}^{apprNML}(Y^n = y^n | X^n = x^n), \quad (11)$$

where  $M \oplus \mathcal{T}$  denotes the surrogate rule set obtained by converting the branches of  $\mathcal{T}$  to rules and appending those to  $M$  (parameters are estimated as usual).

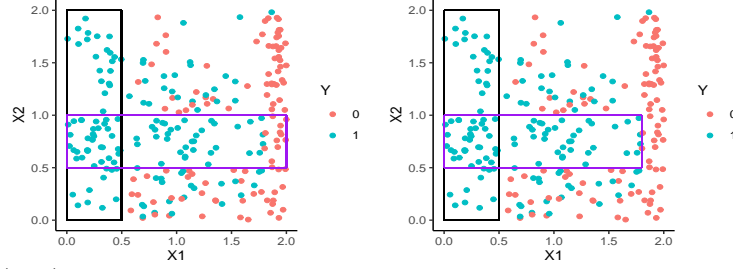
Although the branches of the decision tree learned from the currently uncovered instances may be different from the rules that will later be added to the rule set, using the tree-based surrogate score will make it easier to gradually grow good rule sets. We use decision trees because they are quick to learn and use, and the correspondence of branches to rules makes using them straightforward.

### 5.2 Two-phase Rule Growth

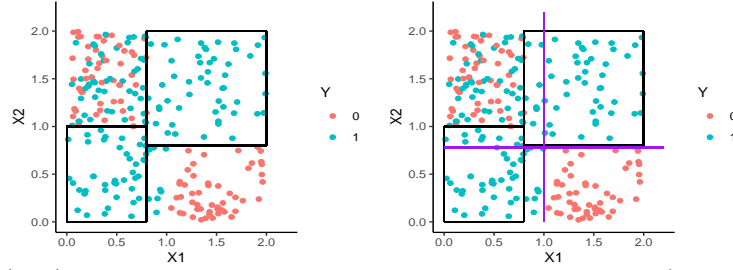
To avoid having to traverse all possible rules when searching for the rule to add to an incomplete rule set, we resort to a common heuristic: we start with an empty rule and gradually refine it by adding literals—also referred to as *growing* a rule [9]. In contrast to existing methods, we propose a two-phase method.

**Motivation.** A rule can only improve the surrogate score—and thus be added to the rule set—if it achieves two goals: 1) it should improve the likelihood of currently uncovered instances (penalized by the approximate-NML normalizing term); and 2) it should not deteriorate the goodness-of-fit of the rule set by creating “bad” overlaps. These goals can be conflicting though, for two reasons.

First, it is not necessarily bad to have overlaps between a rule being grown and the current rule set, because the rule and its probability estimates for the target variable may still change. For example, consider the left plot of Figure 1. If the current rule set consists of  $S_1$  (indicated in black), then adding  $S_2$  (in purple) would be problematic: this would strongly deteriorate the likelihood of the instances covered by both rules. However, as we further grow  $S_2$ , as shown in the right plot, we get  $P(Y|S_1) = P(Y|S_2)$  and the problem is solved.



**Fig. 1.** (Left) Simulated data with two overlapping rules:  $S_1 : X_1 < 0.5$  and  $S_2 : 0.5 < X_2 < 1$ , outlined in black and purple respectively. (Right)  $S_2$  has grown to  $0.5 < X_2 < 1$  AND  $X_1 < 1.8$ , which changes  $P(Y|X \in S_2)$  and resolves the problematic overlap.



**Fig. 2.** (Left) Simulated data with a rule set containing two rules (black outlines). (Right) Growing a rule to describe the bottom-right instances will create conflicts with existing rules. I.e., adding either  $X_1 > 1$  (vertical purple line) or  $X_2 < 0.8$  (horizontal purple line) would create a huge overlap that deteriorates the surrogate score (Eq. 11).

Second, rules already in the rule set may become obstacles to growing a new rule. For example, consider the data and rule set with two rules (in black) in Figure 2. If we want to grow a rule that covers the bottom-right instances, the existing rules form a blockade: the right plot shows how adding either  $X_1 > 1$  or  $X_2 < 0.8$  to the empty rule (in purple) would create a large overlap with the existing rules, with significantly different probability estimates.

Therefore, instead of navigating towards the two goals simultaneously, we propose to grow the next rule in two phases: 1) grow the rule as if the instances covered by the (incomplete) rule set are excluded; 2) further grow the rule to eliminate potentially “bad” overlaps, to further optimize the tree-based score.

**Method.** Given a rule  $S$ , define  $S_{unc}$  as its uncovered “counterpart”, which covers all instances in  $S$  not covered by  $M$ , i.e.,  $S_{unc} = S \setminus \cup\{S_i \in M\}$ . Then, given  $M$ , the search for the next best rule that optimizes the surrogate tree-based score is divided into two phases. First, we aim to find the  $m$  rules for which the uncovered counterparts have the highest surrogate scores, defined as

$$L_{\mathcal{T}}(M \oplus S_{unc}) = P_{M \oplus S_{unc} \oplus \mathcal{T}}^{appr^{NML}}(Y^n = y^n | X^n = x^n), \quad (12)$$

where  $M \oplus S_{unc} \oplus \mathcal{T}$  denotes  $M$  appended with  $S_{unc}$  and all branches of  $\mathcal{T}$ . Here,  $m$  is a user-specified hyperparameter that controls the number of candidate rules that are selected for further refinement in the second phase.

**Algorithm 1:** Find Next Rule Ignoring Overlaps

---

```

1 INPUT: RULESET,  $(x^n, y^n)$ ; OUTPUT: RULE;
2  $RULE \leftarrow \emptyset$  // initialized as an empty array
3  $Beam \leftarrow [RULE]$  // initial beam
4  $BeamList \leftarrow Beam$  // Record all the beams in the beam search
5 while TRUE do
6    $candidates \leftarrow []$  // initialized to store all possible refinements
7   for  $RULE \in Beam$  do
8      $Rs \leftarrow [Append\ L\ to\ RULE\ for\ L \in \text{all possible literals}]$ 
9      $candidates.extend(Rs)$ 
10   $Beam \leftarrow$  the  $w$  rules in the candidates that have 1) the  $w$  highest positive
     $g_{unc}()$ , and 2) coverage diversity  $> \alpha$  //  $w$  is beam width
11  if  $len(Beam) = 0$  then
12    Break // no positive gain
13  else
14     $BeamList.extend(Beam)$ 
15 for  $Rule \in BeamList$  do
16    $Beam \leftarrow w$  rules in  $BeamList$  with best  $L_{\mathcal{T}}(M \oplus S_{unc})$ 
17 return  $Beam$ 

```

---

In the second phase, we further grow each of these  $m$  rules to search for the best one rule that optimises

$$L_{\mathcal{T}}(M \oplus S) = P_{M \oplus S \oplus \mathcal{T}}^{apprNML}(Y^n = y^n | X^n = x^n). \quad (13)$$

Given a rule  $S$  and its counterpart  $S_{unc}$ , the score of  $S_{unc}$  is an upper-bound on the score of  $S$ : if  $S$  can be further refined to cover exactly what  $S_{unc}$  covers, we can obtain  $L_{\mathcal{T}}(M \oplus S_{unc}) = L_{\mathcal{T}}(M \oplus S_{unc})$ . This is often not possible in practice though, and we therefore generate  $m$  candidates in the first phase (instead of 1).

### 5.3 Beam Search for Two-phase Rule Growth

In both phases we aim for growing a rule that optimizes the tree-based score (Equation 11); the difference is that we ignore the already covered instances in the first phase. To avoid growing rules too greedily, i.e., adding literals that quickly reduce the coverage of the rule, we use a heuristic that is based on the NML distribution of a single rule and motivated by Foil's information gain [5].

**Phase 1: rule growth ignoring covered instances.** We propose the NML-gain to optimize  $L_{\mathcal{T}}(M \oplus S_{unc})$ : given two rules  $S$  and  $Q$ , where we obtain  $S$  by adding one literal to  $Q$ , we define the NML-gain as  $g_{unc}(S, Q)$ :

$$g_{unc}(S, Q) = \left( \frac{P_{Q_{unc}}^{NML}(y^{Q_{unc}} | x^{Q_{unc}})}{|Q_{unc}|} - \frac{P_{S_{unc}}^{NML}(y^{S_{unc}} | x^{S_{unc}})}{|S_{unc}|} \right) |S_{unc}| \quad (14)$$

**Algorithm 2:** Find Rule Set

---

```

1 INPUT:  $(x^n, y^n)$ ; OUTPUT: rule set  $M$ ;
2  $M \leftarrow \emptyset$ ;  $M\_record \leftarrow [M]$  // initialize empty rule set
3  $scores \leftarrow [P_M^{apprNML}(y^n|x^n)]$  // Record  $P_M^{apprNML}$  while growing
4 while True do
5    $S^* \leftarrow \text{FindNextRule}(M, x^n, y^n)$  // find the next best rule  $S^*$ 
6   if  $S^* = \emptyset$  or  $L_{\mathcal{T}}(M \oplus S) = P_{M \oplus S^*}^{apprNML}(y^n|x^n)$  then
7     Break
8   else
9      $M \leftarrow M \oplus S^*$ ;  $M\_record.append(M)$  // update and record  $M$ 
10     $scores.append(P_M^{apprNML}(y^n|x^n))$ 
11 return  $M\_record[\arg \max scores]$ 

```

---

$$= \left( \frac{\hat{P}_{Q_{unc}}(y^{Q_{unc}}|x^{Q_{unc}})}{\mathcal{R}(|Q_{unc}|, |\mathcal{Y}|) |Q_{unc}|} - \frac{\hat{P}_{S_{unc}}(y^{S_{unc}}|x^{S_{unc}})}{\mathcal{R}(|S_{unc}|, |\mathcal{Y}|) |S_{unc}|} \right) |S_{unc}|, \quad (15)$$

which we use as the navigation heuristic.

The advantage of having a tree-based score to evaluate rules, besides the navigation heuristic (local score), is that we can adopt beam search, as outlined in Algorithm 1. We start by initializing the rule to an *empty rule*, i.e., a rule without any condition (Line 1); we also initialize the Beam (Ln 2) and the BeamRecord (Ln 3) to record the rules in the beam search process. Then, for each rule in the beam, we generate refined candidate rules by adding one literal to it (Ln 6-9). Among all candidates, we select at most  $w$  rules with the highest NML-based gain  $g_{unc}$ , satisfying two constraints: 1)  $g_{unc} > 0$ ; and 2) for each pair of these (at most)  $w$  rules, e.g.,  $S$  and  $Q$ , their “coverage diversity”  $\frac{|S_{unc} \cap Q_{unc}|}{|S_{unc} \cup Q_{unc}|} > \alpha$ , where  $\alpha$  is a user-specified parameter that controls the diversity of the beam search [19]. We update the Beam with these (at most)  $w$  rules until we can no longer grow any rule based on all rules in Beam that have positive  $g_{unc}$  (Ln 11 - 14). Finally, among the record of all Beams we obtained during the process, we return the best  $w$  rules with the highest tree-based score  $L(S_{unc} \cup M)$  (Ln 17).

**Phase 2: rule growth including covered instances.** We now optimize  $L(M \oplus S)$  and select a rule based on the candidates obtained in the previous step. We first define a navigation heuristic: given two rules  $S$  and  $Q$ , where  $S$  is obtained by adding one literal to  $Q$ , we define the NML-gain  $g(S, Q)$  as

$$g(S, Q) = \left( \frac{\hat{P}_Q(y^{Q_{unc}}|x^{Q_{unc}})}{\mathcal{R}(|Q_{unc}|, |\mathcal{Y}|) |Q_{unc}|} - \frac{\hat{P}_S(y^{S_{unc}}|x^{S_{unc}})}{\mathcal{R}(|S_{unc}|, |\mathcal{Y}|) |S_{unc}|} \right) |S_{unc}|. \quad (16)$$

Note that the difference between  $g(S, Q)$  and  $g_{unc}(S, Q)$  is that they use a different maximum likelihood estimator:  $\hat{P}_Q$  is the ML estimator based on all instances in  $Q$ , while  $\hat{P}_{Q_{unc}}$  is based on all instances in  $Q_{unc}$ .

The algorithm is almost identical to Algorithm 1, with three small modifications: 1) the navigation heuristic is replaced by  $g(S, Q)$ ; 2)  $L_{\mathcal{T}}(M \oplus S)$  is used to select the best rule from the BeamRecord; and 3) only the best rule is returned.

#### 5.4 Iterative search for the rule set

Algorithm 2 outlines the proposed rule set learner. We start with an empty rule set (Ln 1-2), then iteratively add the next best rule (Ln 3-9) until the stopping criterion is met (Ln 5-6). That is, it stops when 1) the surrogate score equals the ‘real’ model selection criterion (i.e., the model’s NML distribution), or 2) no more rules with positive NML-gain can be found. We record the ‘real’ criterion when adding each rule to the set, and pick the one maximizing it (Ln 10-11).

## 6 Experiments

We demonstrate that TURS learns rule sets with competitive predictive performance, and that using the surrogate score substantially improves the AUC scores. Last, we demonstrate that TURS achieves model complexities comparable to other rule set methods for multi-class targets.

We here discuss the most important parts of the experiment setup; for completeness, additional information can be found in the Supplementary Material.

**Decision trees for surrogate score.** We use CART [2] to learn the trees for the surrogate score. For efficiency and robustness, we do not use any post-pruning for the decision trees but only set a minimum sample size for the leafs.

**Beam width and coverage diversity.** We set the coverage diversity  $\alpha = 0.05$ , and beam width  $w = 5$ . With the coverage diversity as a constraint, we found that  $w \in \{5, 10, 20\}$  all give similar results. Due to the limited space, we leave a formal sensitivity analysis of  $\alpha$  as future work.

**Benchmark datasets and competitor algorithms.** We test on 13 UCI benchmark datasets (shown in Table 1), and compare against the following methods: 1) unordered CN2 [3], the one-versus-rest rule sets method without implicit order among rules; 2) DRS [23], a representative multi-class rule set learning method; 3) BRS [20], the Bayesian rule set method for binary classification; 4) RIPPER [5], the widely used one-versus-rest method with orders among class labels; 5) CLASSY [17], the probabilistic rule list methods using MDL-based model selection; 6) CART [2], with post-pruning by cross-validation.

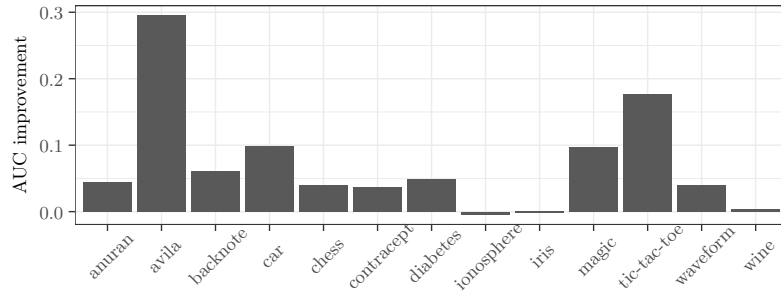
### 6.1 Results

**Predictive performance.** We report the ROC-AUC scores in Table 1. For multi-class classification, we report the weighted one-versus-rest AUC scores, as was also used for evaluating the recently proposed CLASSY method [17].

Compared to other non-probabilistic rule set methods—CN2, DRS, and BRS (only for binary targets)—TURS is much better in terms of the mean rank of its AUC scores. Specifically, it performs substantially better on about half of

data	TURS	CN2	DRS	BRS	CLASSY	RIPPER	CART	TURS %overlap
anuran	0.998	1.000	0.858	—	0.983	0.999	0.996	0.395
avila	0.968	0.978	0.530	—	0.954	0.997	0.988	0.286
backnote	<b>0.991</b>	0.969	0.945	0.957	0.987	0.979	0.984	0.297
car	<b>0.978</b>	0.633	0.924	—	0.945	0.980	0.971	0.063
chess	<b>0.995</b>	0.536	0.823	0.945	0.991	0.995	0.994	0.264
contracept	<b>0.667</b>	0.597	0.544	—	0.630	0.626	0.600	0.074
diabetes	<b>0.766</b>	0.677	0.628	0.683	0.761	0.735	0.661	0.155
ionosphere	0.914	0.912	0.663	0.837	0.909	0.901	0.845	0.310
iris	0.964	0.985	0.935	—	0.960	0.973	0.965	0.018
magic	<b>0.886</b>	0.590	0.695	0.794	0.895	0.818	0.800	0.500
tic-tac-toe	0.972	0.826	0.971	0.976	0.983	0.954	0.847	0.231
waveform	<b>0.902</b>	0.775	0.588	—	0.833	0.884	0.803	0.528
wine	0.954	0.962	0.810	—	0.961	0.945	0.932	0.031
Avg Rank	2.231	4.077	5.846	5.462	3.154	3.000	4.231	/

**Table 1.** ROC-AUC scores, averaged over 10 cross-validated folds. The rank (smaller means better) is further averaged over all datasets. Among the four *rule set* methods, TURS is substantially better on 7 out 13 datasets (AUC scores in bold).



**Fig. 3.** Improvement in AUC by enabling the surrogate score for TURS .

the datasets (shown in bold). Besides, it is ranked better than rule list methods, which are much harder to interpret in practice. Last, CART gets AUCs generally inferior to TURS, although it helps TURS to get a higher AUC as part of the surrogate score. To show that our solution for overlapping rules plays a role, we report the percentage of instances covered by more than one rule for TURS.

**Effects of the surrogate score.** Figure 3 shows the difference in AUC obtained by our method with and without using the surrogate score (i.e., without surrogate score means replacing it with the final model selection criterion). We conclude that the surrogate score has a substantial effect on learning better rule sets, except for three “simple” datasets, of which the sample sizes and the number of variables are small, as summarized in Table 2.

**Model complexity.** Finally, we compare the ‘model complexity’ of the rule sets for all methods. As this is hard to quantify in a unified manner, as a proxy we report the *total number of literals in all rules in a rule set*, averaged over 10-fold cross-validation. We show that rule list methods (CLASSY and RIPPER)

#instances	#features	data	TURS	CN2	DRS	BRS	CLASSY	RIPPER	CART
1372	5	backnote	42	41	55	22	22	16	94
1473	10	contracept	75	275	73	—	14	14	6241
768	9	diabetes	55	152	131	10	10	6	827
150	5	iris	7	9	23	—	3	3	9
958	10	tic-tac-toe	86	90	108	24	27	60	816
178	14	wine	10	6	134	—	6	5	15
1728	7	car	211	163	325	—	92	111	718
7195	24	anuran	74	37	407	—	49	7	96
3196	37	chess	299	316	482	21	37	44	355
351	35	ionosphere	50	30	261	14	6	5	101
5000	22	waveform	707	802	60	—	139	115	3928
20867	11	avila	890	1296	179	—	988	574	8145
19020	11	magic	1321	2238	48	23	256	69	22566
Avg Rank			2.15	2.46	2.77	1.00	—	—	—

**Table 2.** Left: The sample sizes and number of features of datasets. Right: total number of literals, i.e., average rule lengths  $\times$  number of rules in the set, averaged over 10-fold cross-validation. The rank is averaged over all datasets, for rule sets methods only.

generally have fewer literals than rule sets methods (TURS, CN2, DRS, BRS)<sup>2</sup>. However, this does not make rule lists easy to interpret, as every rule depends on all previous rules. Further, among all rule set methods, BRS learns very small rule sets (but it is only applicable to binary targets and has worse AUC scores than TURS), while TURS has better average ranks than CN2 and DRS.

We emphasize that the size of the rule sets does not fully reflect the interpretability. For complicated datasets that require large rule sets, it becomes impractical for humans to understand the model by reading all the rules. Instead, we argue that it is more important to provide explanations for individual predictions. We argue that the rule sets learned by TURS are the most suited for this task, as all rules are probabilistic and truly unordered.

## 7 Conclusion

We formalized the problem of learning truly unordered probabilistic rule sets as a model selection task. We also proposed a novel, tree-based surrogate score for evaluating incomplete rule sets. Building upon this, we developed a two-phase heuristic algorithm that learns rule set models that were empirically shown to be accurate in comparison to competing methods.

For future work, we will study the practical use of our method with a case study in the health care domain. This will also involve investigating how well our method scales to larger datasets, and possibly improving this—runtime on the largest datasets in this manuscript was about X minutes per fold.

<sup>2</sup> BRS only learns rules for the “positive” class and hence it has more literals *per class* than rule list methods.

## References

1. Boström, H.: Pruning and exclusion criteria for unordered incremental reduced error pruning (2004)
2. Breiman, L., Friedman, J., Stone, C.J., Olshen, R.A.: Classification and regression trees. CRC press (1984)
3. Clark, P., Boswell, R.: Rule induction with cn2: Some recent improvements. In: European Working Session on Learning. pp. 151–163. Springer (1991)
4. Clark, P., Niblett, T.: The cn2 induction algorithm. Machine learning **3**(4), 261–283 (1989)
5. Cohen, W.W.: Fast effective rule induction. In: Machine learning proceedings 1995, pp. 115–123. Elsevier (1995)
6. Dash, S., Gunluk, O., Wei, D.: Boolean decision rules via column generation. Advances in Neural Information Processing Systems **31**, 4655–4665 (2018)
7. Frank, E., Witten, I.H.: Generating accurate rule sets without global optimization (1998)
8. Fürnkranz, J., Flach, P.A.: Roc ‘n’rule learning—towards a better understanding of covering algorithms. Machine learning **58**(1), 39–77 (2005)
9. Fürnkranz, J., Gamberger, D., Lavrač, N.: Foundations of rule learning. Springer Science & Business Media (2012)
10. Grünwald, P., Roos, T.: Minimum description length revisited. International journal of mathematics for industry **11**(01), 1930001 (2019)
11. Grünwald, P.D.: The minimum description length principle. MIT press (2007)
12. Hühn, J., Hüllermeier, E.: Furia: an algorithm for unordered fuzzy rule induction. Data Mining and Knowledge Discovery **19**(3), 293–319 (2009)
13. Lakkaraju, H., Bach, S.H., Leskovec, J.: Interpretable decision sets: A joint framework for description and prediction. In: Proceedings of the 22nd ACM SIGKDD. pp. 1675–1684 (2016)
14. Liu, B., Hsu, W., Ma, Y., et al.: Integrating classification and association rule mining. In: KDD. vol. 98, pp. 80–86 (1998)
15. Mononen, T., Myllymäki, P.: Computing the multinomial stochastic complexity in sub-linear time. In: PGM08. pp. 209–216 (2008)
16. Proença, H.M., van Leeuwen, M.: Interpretable multiclass classification by mdl-based rule lists. Information Sciences **512**, 1372–1393 (2020)
17. Proença, H.M., van Leeuwen, M.: Interpretable multiclass classification by mdl-based rule lists. Information Sciences **512**, 1372–1393 (2020)
18. Quinlan, J.R.: C4. 5: programs for machine learning. Elsevier (2014)
19. Van Leeuwen, M., Knobbe, A.: Diverse subgroup set discovery. Data Mining and Knowledge Discovery **25**(2), 208–242 (2012)
20. Wang, T., Rudin, C., Doshi-Velez, F., Liu, Y., Klampfl, E., MacNeille, P.: A bayesian framework for learning rule sets for interpretable classification. The Journal of Machine Learning Research **18**(1) (2017)
21. Yang, F., He, K., Yang, L., Du, H., Yang, J., Yang, B., Sun, L.: Learning interpretable decision rule sets: A submodular optimization approach. Advances in Neural Information Processing Systems **34** (2021)
22. Yang, H., Rudin, C., Seltzer, M.: Scalable bayesian rule lists. In: International Conference on Machine Learning. pp. 3921–3930. PMLR (2017)
23. Zhang, G., Gionis, A.: Diverse rule sets. In: Proceedings of the 26th ACM SIGKDD. pp. 1532–1541 (2020)



# Supplementary Material: Truly Unordered Probabilistic Rule Sets for Multi-class Classification

Lincen Yang<sup>[0000–0003–1936–2784]</sup> and Matthijs van Leeuwen<sup>[0000–0002–0510–3549]</sup>

Leiden University, Leiden, The Netherlands  
`l.yang, m.van.leeuwen@liacs.leidenuniv.nl`

**Keywords:** Rule learning · Rule sets · Interpretable machine learning.

## Reproducibility for Experiments

*Decision trees for surrogate score.* We use a CART decision tree [?] to get the tree-based surrogate score. For efficiency and robustness, we do not use any post-pruning for the decision tree but only set the minimum sample size on leafs, denoted as  $s$ . Specifically, we try  $s \in \{10, 30, 50, 70, 90\}$  and hence calculate five surrogate scores accordingly, among which we pick the smallest as the final surrogate score.

*Beam width and coverage diversity.* We set the coverage diversity  $\alpha = 0.05$ , and beam width  $w = 5$ . With the coverage diversity as a constraint, we found that  $w \in \{5, 10, 20\}$  gives similar results. Due to the limited space, we leave formal sensitivity analysis of  $\alpha$  as future work.

*Number of cut points for numeric features.* To generate literals for numeric features, we need to decide the number of cut points for these features. In practice, it should depend on how the analysts want to interpret the resulting rules: given a specific task, is it useful to be more precise than the granularity of the 10- or 20-quantiles? Intuitively, we believe it is seldom necessary to be more precise than 100-quantiles, and hence we set the number of cut points as 100.

*Benchmark datasets and competitor algorithms.* For reproducibility, we use the implementation of CN2 from Orange3 [?], RIPPER from RWeka [?], CART from Sklearn [?], and BRS and DRS from the authors’ original implementation. Most parameters are set as “default” based on the implementation. For BRS and DRS, this means that we use what the author suggested in the original papers. Specifically, for CART, we use the post-pruning for trees with the regularization parameter chosen from cross-validation.

## Proof of Proposition 1

**Proposition 1.** *Given a rule set  $M$  in which for any  $S_i, S_j \in M$ ,  $S_i \cap S_j = \emptyset$ , then  $P_M^{NML}(Y^n = y^n | X^n = x^n) = P_M^{apprNML}(Y^n = y^n | X^n = x^n)$ .*

*Proof.* The numerators are the same, and hence we only need to show that the denominators are the same. Assume there are  $K$  rules in  $M$  in total,

$$\begin{aligned}
\sum_{z^n \in \mathcal{Y}^n} P_{\theta(x^n, z^n)}(z^n | x^n) &= \sum_{z^n} \prod_{S \in M} \hat{P}_S(y^S | X^S) \\
&= \sum_{z^n} \hat{P}_{S_1}(z^{S_1} | x^{S_1}) \dots \hat{P}_{S_K}(z^{S_K} | x^{S_K}) \\
&= \sum_{z^{S_1}} \dots \sum_{z^{S_K}} \left( \hat{P}_{S_1}(z^{S_1} | x^{S_1}) \dots \hat{P}_{S_K}(z^{S_K} | x^{S_K}) \right) \\
&= \left( \sum_{z^{S_1}} \dots \sum_{z^{S_{K-1}}} \hat{P}_{S_1}(z^{S_1} | x^{S_1}) \dots \hat{P}_{S_{K-1}}(z^{S_{K-1}} | x^{S_{K-1}}) \right) \left( \sum_{z^{S_K}} \hat{P}_{S_K}(z^{S_K} | x^{S_K}) \right) \\
&\dots \\
&= \left( \sum_{z^{S_1}} \hat{P}_{S_1}(z^{S_1} | x^{S_1}) \right) \dots \left( \sum_{z^{S_K}} \hat{P}_{S_K}(z^{S_K} | x^{S_K}) \right) \\
&= \prod_{S \in M} \sum_{z^S} \hat{P}_S(z^S | x^S) \\
&= \prod_{S \in M} \mathcal{R}(|S|, |\mathcal{Y}|),
\end{aligned} \tag{1}$$

which completes the proof.

## Proof of Proposition 2

**Proposition 2.** Assume  $M$  contains  $K$  rules in total, including the else rule, and we have  $n$  instances. Then  $\log(\prod_{S \in M} \mathcal{R}(|S|, |\mathcal{Y}|)) = \frac{K(|\mathcal{Y}|-1)}{2} \log n + \mathcal{O}(1)$ , where  $\mathcal{O}(1)$  is bounded by a constant w.r.t. to  $n$ .

*Proof.* The proof directly follows from Theorem 3 of [?]. Firstly, it has been proven that  $\log \mathcal{R}(|S|, |\mathcal{Y}|) = \frac{|\mathcal{Y}|-1}{2} \log |S| + \mathcal{O}(1)$  [?]. Next, under the mild assumption that  $|S|$  grows linearly as the full sample size  $n$ , we have  $\log |S| = \log((\gamma + o(1))n) = \log n + \mathcal{O}(1)$ . Hence,  $\log \prod_{S \in M} \mathcal{R}(|S|, |\mathcal{Y}|) = \sum_S \log \mathcal{R}(|S|, |\mathcal{Y}|) = \frac{K(|\mathcal{Y}|-1)}{2} \log n + \mathcal{O}(1)$ , which completes the proof.