

Optimal Parallel Sequential Change Detection under Generalized Performance Measures

Zexian Lu

University of Minnesota

Yunxiao Chen

London School of Economics and Political Science

Xiaoou Li

University of Minnesota

Abstract

This paper considers the detection of change points in parallel data streams, a problem widely encountered when analyzing large-scale real-time streaming data. Each stream may have its own change point, at which its data has a distributional change. With sequentially observed data, a decision maker needs to declare whether changes have already occurred to the streams at each time point. Once a stream is declared to have changed, it is deactivated permanently so that its future data will no longer be collected. This is a compound decision problem in the sense that the decision maker may want to optimize certain compound performance metrics that concern all the streams as a whole. Thus, the decisions are not independent for different streams. Our contribution is three-fold. First, we propose a general framework for compound performance metrics that includes the ones considered in the existing works as special cases and introduces new ones that connect closely with the performance metrics for single-stream sequential change detection and large-scale hypothesis testing. Second, data-driven decision procedures are developed under this framework. Finally, optimal-

ity results are established for the proposed decision procedures. The proposed methods and theory are evaluated by simulation studies and a case study.

Keywords: Large-scale inference, multiple change detection, sequential analysis, multiple hypothesis testing

1 Introduction

Sequential change detection aims to detect distributional changes in sequentially observed data. Classical methods focusing on change detection in a single data stream have received wide applications in various fields, including engineering, education, medical diagnostics and finance [32, 37–39]. Several metrics have been proposed for evaluating their performance, under which optimality theory has been established [27, 31, 33, 34]; see [5, 25, 36] for a review.

The emergence of large-scale real-time streaming data has motivated multi-stream sequential change detection problems. One problem concerns detecting a common change shared by a subset of the streams [8–10, 20, 29, 44]. This problem is commonly seen in surveillance applications, where each data stream corresponds to a sensor, and the change point is caused by a failure in a subset of the sensors. A related problem, which has received much attention recently and will be the focus of the current work, considers a setting that each stream has its own change point [11–14]. More specifically, a decision maker needs to declare whether a change has already occurred for each stream at each time point. Once a stream is declared to have changed, it is deactivated permanently so that its data is no longer collected. This problem will be referred to as a parallel sequential change detection problem.

The parallel sequential change detection problem is widely encountered in the real world. For example, [12, 24] consider an application to a multichannel dynamic spectrum access problem for cognitive radios. Each cognitive radio channel corresponds to a data stream,

and the change corresponds to the time at which the primary user of the channel starts to transmit signals. A false discovery rate (FDR) is proposed to measure the proportion of false discoveries (i.e., unused channels) among the ones detected as occupied by primary users. [13, 14] consider monitoring an item pool for standardized educational testing. In this application, each stream corresponds to a test item that is reused in multiple test administrations, and the change point corresponds to the time at which the item is leaked to the public. A certain false non-discovery rate (FNR) is proposed to measure the proportion of leaked items among the non-detections (i.e., items that are not detected as having leaked). There are many other potential applications, such as the detection of credit card fraud [15], for which each stream corresponds to a credit card account, and the change point corresponds to a fraud event.

We note that it is often not a good idea to run a single-stream change detection procedure independently on individual streams. This is because the decision maker may want to control a certain compound risk that concerns all the streams as a whole, such as the FDR and FNR measures. Consequently, each decision at one time point requires all the up-to-date information from all the streams, making the parallel sequential change detection a challenge.

Several methods have been proposed in [12–14] to control the above compound risk measures in parallel sequential change detection problems. However, these methods, along with their theoretical properties, are established under relatively restrictive model assumptions and for specific risk measures. Specifically, [12] proposes a method based on the Benjamini-Hochberg method [6] for FDR control and establishes its asymptotic results. However, no results are given on the method’s optimality. Under a Bayesian setting, [13] and [14] propose methods for controlling a certain FNR measure at all time points. As shown in [13], under a geometric change point model and assuming the same pre- and post- change distribution for all the streams, this method maximizes the expected number of remaining streams at all time points while controlling the FNR to be no greater than a pre-specified tolerance level. However, it is unclear whether this optimality theory can be extended to more general

models and other sensible risk measures.

The parallel sequential change detection problem is also closely related to the sequential multiple testing problem. The latter can be viewed as a special case when a stream can only change at the beginning of the process or never change. Several methods have been proposed for the sequential multiple testing problem, controlling compound risks. Specifically, [2], [3], and [41] consider controlling a familywise error rate, an FDR/FNR, and a generalized familywise error rate, respectively. While the risk measures may be relevant, their methods and theoretical results can hardly be extended to the current change detection problem.

This work provides a unified decision theory framework for parallel sequential change detection problems under general classes of change point models and performance measures. A computationally efficient sequential method is developed under the proposed framework. Two optimality criteria are introduced, for which the proposed method is shown to be optimal under suitable conditions.

Our contributions are summarized below:

- We propose a general class of performance metrics to evaluate the sequence procedures. This class of metrics not only includes existing metrics as special cases (e.g., FDR [12] and the local FNR metric [13]) but also introduces new metrics that are closely related to the metrics for single-stream change detection and multiple hypothesis testing. See Section 2.4 and Section 4.3 for more examples.

Thanks to the generality of these performance metrics, the proposed method can also be used to solve problems considered in [3, 40, 41] for sequential multiple testing. See Section 4.3 for a discussion on the connections with several recent works [1–3, 40, 41].

- We propose a sequential procedure (Algorithms 1–4) that is easy-to-implement and is data-driven. It automatically adapts to various model settings when controlling the risk measures to a pre-specified tolerance level, without requiring additional Monte Carlo simulation or bisection search commonly used in sequential problems to determine

decision boundaries (see, e.g., [4]).

- We provide two optimality criteria for the parallel sequential change detection problem, including the local and uniform optimalities. The local optimality concerns the maximization of a utility measure in the next step, and uniform optimality refers to the maximization of the utility measure at all time. We show that the proposed method is locally optimal under very mild conditions and uniformly optimal under stronger conditions (Theorems 1–3).

We note that the precise characterization of the conditions for uniform optimality requires the analysis of stochastic processes on a special non-Euclidean space. To this end, we develop new analytical tools for comparing vectors and stochastic processes with different dimensions, possibly due to early stopping. This analytical tool may be useful in the theoretical analysis of other sequential decision problems.

The remainder of the paper is organized as follows. In Section 2, we describe the change point models, the class of parallel sequential change detection methods, a general class of performance metrics, and the optimality criteria. We also provide examples of generalized performance metrics. In Section 3, we propose a parallel change detection method (Algorithms 1 and 2) and provide a simplified version of this method under mild conditions on the performance measures (Algorithms 3 and 4). Section 4 provides theoretical results for the proposed methods including their optimality properties and the connection with recent works. In Sections 5 and 6, we evaluate the performance of the proposed method through simulation studies and a case study. Concluding remarks and future directions are given in Section 7. For space reasons, all the proofs of the theoretical results and part of the simulation results are postponed to the Appendix in the supplementary material.

2 Problem Setup

2.1 Model Assumptions

Consider the case where there are $K \geq 2$ data streams, and let $\langle K \rangle$ denote the set $\{1, \dots, K\}$. At each time epoch $t \in \mathbb{Z}_+ = \{1, 2, \dots\}$, an observation $X_{k,t}$ is obtained from the k th data stream, for $k \in \langle K \rangle$. Each data stream k is associated with a change point $\tau_k \in \{0\} \cup \{\infty\} \cup \mathbb{Z}_+$ for $k \in \langle K \rangle$. Under a Bayesian parallel change point model, the change points τ_1, \dots, τ_K are assumed to be independent and identically distributed (i.i.d.) with

$$\mathbb{P}(\tau_k = s) = \pi_s \quad (1)$$

for $s \in \{0\} \cup \{\infty\} \cup \mathbb{Z}_+$ and $k \in \langle K \rangle$. Given (τ_1, \dots, τ_K) , $\{X_{k,t}\}_{t \in \mathbb{Z}_+}$ are independent for $k \in \langle K \rangle$, and have conditional density

$$X_{k,t} | \tau_k, \{X_{k,s}\}_{1 \leq s \leq t-1} \sim \begin{cases} p_{k,t} & \text{if } t \leq \tau_k \\ q_{k,t} & \text{if } t \geq \tau_k + 1 \end{cases} \quad (2)$$

with respect to some baseline measure. That is, $X_{k,t}$ are independent given the change points, and follow pre- and post- change density functions $p_{k,t}$ and $q_{k,t}$, respectively. In particular, $\tau_k = \infty$ corresponds to the case where the change point never occurs to the k th stream. That is, $X_{k,t}$ follows the pre-change density function $p_{k,t}$ for all $t \in \mathbb{Z}_+$.

2.2 Parallel Sequential Change Detection Procedures

A decision maker sequentially observes data from the parallel data streams and determines whether change points have already occurred to these data streams at each time. Once a change point is declared, the corresponding data stream is deactivated and its data are no longer collected. This decision process is characterized by an index set process $S_t \subset \langle K \rangle$ for $t \in \mathbb{Z}_+$, where $k \in S_t$ if and only if the decision maker has not declared a change in

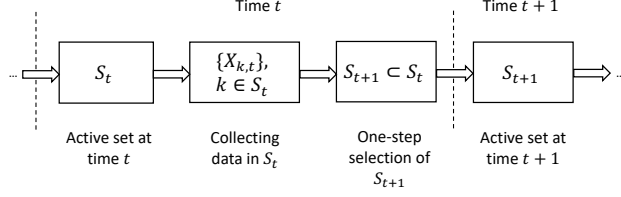


Figure 1: A flowchart of a sequential decision in \mathcal{D}

the k th stream at time t yet (i.e., stream k is active at time t). Specifically, the available information at time t is contained in the historical data $H_t = \{\{X_{k,s}\}_{k \in S_s, 1 \leq s \leq t}, \{S_s\}_{1 \leq s \leq t}\}$ and, equivalently, the induced information σ -field $\mathcal{F}_t = \sigma(H_t)$. At each time t , the decision maker selects the index set $S_{t+1} \subset S_t$ based on the current information \mathcal{F}_t . That is, S_{t+1} is measurable with respect to \mathcal{F}_t . Denote by \mathcal{D} the set of all such compound sequential decisions. A graphical illustration of the decision process is given in Figure 1.

We make a few remarks on the information filtration and the decision process. First, we require $S_1 = \langle K \rangle$, meaning that all the streams are initially active and data from all the streams are collected at time 1. Second, $\{S_s\}_{1 \leq s \leq t}$ is measurable with respect to \mathcal{F}_t , meaning that the decision history is tracked in the current information. Third, $\{X_{k,s}\}_{k \in S_s, 1 \leq s \leq t}$ is measurable with respect to \mathcal{F}_t , indicating that $X_{k,s}$ is observed if and only if stream k is active at time s and $s \leq t$ (i.e., $k \in S_s$). Fourth, S_{t+1} is required to be measurable with respect to \mathcal{F}_t , meaning that the decision maker selects the active streams for time $t+1$ based on all the information available at time t . Lastly, S_{t+1} is required to be a subset of S_t for all $t \in \mathbb{Z}_+$, meaning that the deactivation of streams is permanent. That is, no future data will be collected at a stream, once a change is declared at that stream.

Remark 1. *Although described in a different way, the class of sequential decisions defined above is equivalent to that in [12]. In [12], a parallel sequential procedure is defined through a sequence of stopping times $\{T_q\}_{q \geq 1}$ along with a sequence of index sets $\{D_q\}_{q \geq 1}$. At each stopping time T_q , a decision maker declares change points for streams in D_q and exclude those streams from the future decision process. Then, the sequences $\{T_q\}_{q \geq 1}$ and $\{D_q\}_{q \geq 1}$*

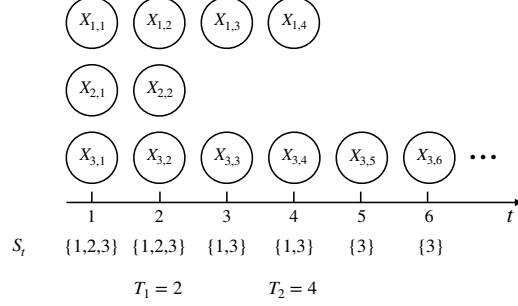


Figure 2: An example of a parallel sequential change detection procedure where $K = 3$, stream 2 is deactivated at time $t = 2$, stream 3 is deactivated at time $t = 3$, and no more stream is deactivated before $t = 6$. As a result, $S_1 = S_2 = \{1, 2, 3\}$, $S_3 = S_4 = \{1, 2\}$, $S_5 = S_6 = \{1\}$. Correspondingly, $T_1 = 2$, $T_2 = 4$, and $T_3 > 6$.

can be represented using the sequence $\{S_t\}_{t \geq 1}$ as $T_q = \min\{t > T_{q-1} : S_t \setminus S_{t+1} \neq \emptyset\}$ and $D_q = S_{T_q} \setminus S_{T_q+1}$ where $T_0 = 0$, $q = 1$. An example where $K = 3$ is given in Figure 2 for a graphical illustration.

Another way to understand a compound sequential change detection procedure is to view it as a sequence of mappings $\delta = (d_1, d_2, \dots, d_t, \dots)$, where each d_t determines S_{t+1} according to the historical information H_t . That is, d_t is a measurable function with respect to \mathcal{F}_t and $S_{t+1} = d_t(H_t)$ satisfying that $d_t(H_t) \subset S_t$ for all $t \in \mathbb{Z}_+$.

2.3 Generalized Performance Measures and Optimality Criteria

Ideally, a perfect sequential change detection procedure collects all the pre-change streams in the set S_t at each time point (i.e., $S_t = \{k : \tau_k \leq t\}$). However, this is not achievable by any sequential decision because τ_k s are unobserved. To this end, we consider a general class of performance measures to compare the performance of different sequential decisions. We assume each sequential decision is associated with a risk process, denoted by $\{R_t\}_{t \in \mathbb{Z}_+}$, and a utility process, denoted by $\{U_t\}_{t \in \mathbb{Z}_+}$. The risk process is used to quantify the loss of a sequential decision at time t due to the false detections of pre-change streams and/or the non-detection of post-change streams, while the utility process is used to reward the correct decisions. Our goal is to find a good sequential decision that has a relatively small

R_t and a relatively large U_t at every time point. Below, we first give formal statements of the optimality criteria, and then introduce several examples of R_t and U_t in Section 2.4, followed by additional discussions.

Let

$$W_{k,t} = \mathbb{P}(\tau_k < t \mid \mathcal{F}_t) \quad (3)$$

be the posterior probability that the change point τ_k has already occurred at time t for the k -th stream given the information up to time t . Under the Bayesian setting, $W_{k,t}$ is also the best estimator (under the squared error loss) of $\mathbb{1}(\tau_k < t)$, where $\mathbb{1}(\cdot)$ denotes the indicator function. A simple iterative updating rule is derived to calculate $W_{k,t}$ at each time, which will be discussed in Section 3.

Throughout the paper, we consider risk and utility processes that are functions of $(\{W_{k,t}\}_{k \in S_t}, S_t, S_{t+1})$. That is, there are pre-specified functions $\{r_t\}_{t \in \mathbb{Z}_+}$ and $\{u_t\}_{t \in \mathbb{Z}_+}$ such that

$$R_t = r_t(\{W_{k,t}\}_{k \in S_t}, S_t, S_{t+1}), \quad (4)$$

and

$$U_t = u_t(\{W_{k,t}\}_{k \in S_t}, S_t, S_{t+1}). \quad (5)$$

Let $\alpha \in \mathbb{R}$ denote a pre-specified tolerance level, and let

$$\mathcal{D}_\alpha = \{\delta \in \mathcal{D} : R_t(\delta) \leq \alpha \text{ a.s., for all } t = 1, 2, \dots\},$$

where $R_t(\delta)$ denotes the risk process associated with the sequential decision δ , and \mathcal{D} denotes the entire set of parallel sequential detection procedures described in Section 2.2. The set \mathcal{D}_α collects all sequential decisions that control the risk process to be no greater than the tolerance level α at all time points.

We note that risk process $\{R_t\}_{t \in \mathbb{Z}_+}$ is an adaptive stochastic process with respect to the information filtration $\{\mathcal{F}_t\}_{t \in \mathbb{Z}_+}$. It is easy to verify that $\mathbb{E}[R_t(\delta)] \leq \alpha$ for $\delta \in \mathcal{D}_\alpha$. That is,

the expected risk is also controlled below or equal to the same tolerance level. In addition, any weighted average of $R_t(\delta)$ across different time points are also controlled. We provide additional discussion and theoretical results regarding this point in Section 4.3.

The following regularity assumptions over the risk and utility functions are imposed throughout the paper.

Assumption 1. *For any $\{W_{k,t}\}_{k \in S_t}$ and S_t , $\min_{S \in \{\emptyset, S_t\}} r_t(\{W_{k,t}\}_{k \in S_t}, S_t, S) \leq \alpha$. In addition, the utility function u_t is bounded at each time t .*

The assumption on r_t guarantees that the class of sequential decisions controlling the risk process at a pre-specified level is non-empty, i.e., $\mathcal{D}_\alpha \neq \emptyset$. The boundedness assumption on u_t is a mild condition to ensure the integrability of the utility process.

Given a pre-specified tolerance level α and sequences of functions $\{r_t\}_{t \in \mathbb{Z}_+}$ and $\{u_t\}_{t \in \mathbb{Z}_+}$, we define two optimality criteria for sequential decisions in \mathcal{D}_α .

Definition 1 (Uniform Optimality). *A sequential decision $\delta^* \in \mathcal{D}_\alpha$ is called uniformly optimal if*

$$\mathbb{E}(U_t(\delta^*)) = \sup_{\delta \in \mathcal{D}_\alpha} \mathbb{E}(U_t(\delta)),$$

for all $t \in \mathbb{Z}_+$, where $U_t(\delta^*)$ and $U_t(\delta)$ denote the utility process associated with sequential decisions δ^* and δ , respectively.

Definition 2 (Local Optimality). *A sequential decision $\delta^* = (d_1^*, d_2^*, \dots, d_t^*, \dots) \in \mathcal{D}_\alpha$ is called locally optimal at time t , if*

$$\mathbb{E}(U_t(\delta^*)) \geq \mathbb{E}(U_t(\delta))$$

for any $\delta = (d_1, d_2, \dots, d_t, \dots) \in \mathcal{D}_\alpha$ satisfying $d_s = d_s^*$, for $s = 1, \dots, t - 1$.

We make a few remarks on the above optimality criteria. First, in most applications, there is a trade-off between minimizing the risk and maximizing the utility. That is, a sequential

decision that has relatively small risk tends to have relatively small utility at the same time. Thus, we define both uniform and local optimality through constrained optimization problems, where the overall goal is to find a sequential decision so that its corresponding risk process is controlled to be no greater than the tolerance level while the expected utility is no less than any other sequential decisions that control the risk process at the same level. Second, a uniformly optimal sequential decision has the largest expected utility among all decisions in \mathcal{D}_α at *every* time point. In contrast, a locally optimal sequential decision only has the largest expected utility at *a given time point* t given the decisions at previous time points. Thus, uniform optimality is a stronger notion than local optimality. A sequential decision that is locally optimal at every time point does not necessarily imply that it is also uniformly optimal. In later sections, we show that locally optimal sequential decisions exist under very weak assumptions on the risk and utility measures, while uniformly optimal sequential decisions only exist under stronger assumptions of the change point model and the performance measures. Third, we assume the same tolerance level α for every time t for ease of presentation. Our methods and theory can be easily extended to the class of sequential decisions whose risk is controlled at different levels at different time points. That is, $\{\delta \in \mathcal{D} : R_t(\delta) \leq \alpha_t \text{ for all } t\}$ for a sequence of constants α_t . We can see this by redefining the risk process as $R_t - \alpha_t$ and replacing α_t by 0.

2.4 Examples of Generalized Performance Measures

We start with several examples of performance measures in the forms of (4) and (5), which are motivated by common risk measures in the literature of multiple hypotheses testing [6, 17–19]. All of the risk measures discussed in this section satisfy Assumption 1 for $\alpha \geq 0$.

For the consistency of notation, the sum over an empty set is defined to be 0 (i.e., $\sum_{i \in \emptyset} a_i = 0$), and the product over an empty set is defined to be 1 (i.e., $\prod_{i \in \emptyset} a_i = 1$).

Example 1 (Local family-wise error rate (LFWER)). *Consider the event*

$$E_{1,t} = \{ \text{There exists } k \in \langle K \rangle \text{ such that } \tau_k < t, k \in S_{t+1} \}, \quad (6)$$

which happens when at least one false non-detection occurs at time t . Because $E_{1,t}$ is not directly observed, we consider the its posterior probability given the information up to time t ,

$$LFWER_t := \mathbb{P}(E_{1,t} | \mathcal{F}_t) = 1 - \prod_{k \in S_{t+1}} (1 - W_{k,t}). \quad (7)$$

Example 2 (Generalized local family-wise error rate (GLFWER)). *Given $m \geq 1$, we consider the event*

$$E_{m,t} = \{ |\{k \in \langle K \rangle \text{ such that } \tau_k < t, k \in S_{t+1}\}| \geq m \}. \quad (8)$$

This event happens when false non-detections occur in at least m data streams. Its posterior probability given information up to time t is

$$GLFWER_{m,t} := \mathbb{P}(E_{m,t} | \mathcal{F}_t) \quad (9)$$

$$= 1 - \sum_{j=0}^{m-1} \sum_{\substack{I \subset S_{t+1} \\ |I|=j}} \left(\prod_{i \in I} W_{i,t} \right) \prod_{k \in S_{t+1} \setminus I} (1 - W_{k,t}). \quad (10)$$

In addition, $GLFWER_{m,t} = 0$ if $S_{t+1} = \emptyset$.

Comparing (7) with (9), we can see that GLFWER extends LFWER by allowing for more false non-detections. Under a large-scale setting with many data streams, it may be more sensible to use GLFWER with its m value chosen based on the total number of streams K to achieve a balance between false detections and false non-detections. Similar risk measures have been proposed for sequential multiple testing [41].

Example 3 (Local false non-discovery rate (LFNR)). *Local false non-discovery rate (LFNR)*

is defined in [13], which extends the concept of LFNR in multiple testing to parallel sequential change detection. It is defined as follows. First, the false non-discovery proportion (FNP) is defined as

$$FNP_t := \frac{\sum_{k \in S_{t+1}} \mathbf{1}(\tau_k < t)}{|S_{t+1}| \vee 1}. \quad (11)$$

FNP describes the proportion of post-change streams among the active ones. Then, the local false non-discovery rate (LFNR) at time t is defined as the Bayes estimator (i.e., posterior mean) of FNP_t given information up to time t . That is,

$$LFNR_t := \mathbb{E}(FNP_t | \mathcal{F}_t) = \frac{\sum_{k \in S_{t+1}} W_{k,t}}{|S_{t+1}| \vee 1}. \quad (12)$$

Compared with LFWER and GLFWER, LFNR depends on $W_{k,t}$ s in a linear rather than multivariate polynomial form. In addition, LFNR is scalable under a large-scale setting in the sense that the same tolerance level $\alpha \in (0, 1)$ can be used as K grows large.

Example 4 (Local False Discovery Rate (LFDR)). *False discovery proportion (FDP) and local false discovery rate (LFDR) are defined by replacing $\tau_k < t$ and S_{t+1} with $\tau_k \geq t$ and $S_t \setminus S_{t+1}$ respectively in (11) and (12). That is,*

$$FDP_t := \frac{\sum_{k \in S_t \setminus S_{t+1}} \mathbf{1}(\tau_k \geq t)}{|S_t \setminus S_{t+1}| \vee 1}, \quad (13)$$

and

$$LFDR_t := \mathbb{E}(FDP_t | \mathcal{F}_t) = \frac{\sum_{k \in S_t \setminus S_{t+1}} (1 - W_{k,t})}{|S_t \setminus S_{t+1}| \vee 1}. \quad (14)$$

Similar to LFNR, LFDR also has the appealing feature of scalability for large K . The difference between LFNR and LFDR lies in whether focusing on false detections or false non-detections.

In [12], an aggregated version of false discovery rate (AFDR)¹ is considered, which can

¹In [12], this risk measure is referred to as ‘false discovery rate (FDR)’. Here, we name it as AFDR to distinguish it from LFDR.

be viewed as the expectation of a weighted average of LFDR at different time points. More discussions on the connection between LFDR and AFDR will be provided in Section 4.

Next, we provide two examples of performance measures motivated by single-stream sequential change detection. Denote by N_k the detection time of the k th stream,

$$N_k = \sup \{t : k \in S_t\}. \quad (15)$$

Note that N_k plays a similar role as the stopping time in the standard single-stream sequential change detection problem. Indeed, N_k is a stopping time with respect to $\{\mathcal{F}_t\}_{t \in \mathbb{Z}_+}$ for all $k \in \langle K \rangle$.

Example 5 (Incremental Average Run Length (IARL)). *We define the incremental run length (IRL) aggregated over different streams as*

$$\begin{aligned} IRL_t &:= \sum_{k=1}^K \{\tau_k \wedge N_k \wedge (t+1)\} - \sum_{k=1}^K \{\tau_k \wedge N_k \wedge t\} \\ &= \sum_{k \in S_{t+1}}^K \mathbb{1}(\tau_k > t) \end{aligned} \quad (16)$$

IRL indicates the total number of pre-change streams being used at a given time. We refer to its posterior mean as the incremental average run length (IARL), defined as

$$IARL_t := \mathbb{E}(IRL_t | \mathcal{F}_t) = \sum_{k \in S_{t+1}} \{1 - g(W_{k,t})\}, \quad (17)$$

where

$$g(W_{k,t}) = \mathbb{P}(\tau_k \leq t | \mathcal{F}_t) = \bar{\pi}_t^{-1} \pi_t + (1 - \bar{\pi}_t^{-1} \pi_t) W_{k,t}, \quad (18)$$

$\bar{\pi}_s = \mathbb{P}(\tau_k \geq s) = \pi_\infty + \sum_{l=s}^\infty \pi_l$, and the proof for equation (18) is given in Appendix E.

IRL and IARL are closely related to the average run length to false alarm (ARL2FA) that is commonly used to measure the propensity for making a false detection in a single-

stream sequential change detection problem. Specifically, taking summation of IRL_t over t , we obtain

$$\sum_{s=0}^{t-1} \text{IRL}_s = \sum_{k=1}^K (\tau_k \wedge N_k \wedge t), \quad (19)$$

which is the total run length from different data streams up to the change point by time t . Moreover, we have

$$\mathbb{E}\left(\sum_{s=0}^{t-1} \text{IARL}_s\right) = \mathbb{E}\left(\sum_{s=0}^{t-1} \text{IRL}_s\right) = \sum_{k=1}^K \mathbb{E}(\tau_k \wedge N_k \wedge t). \quad (20)$$

Thus, the sum of the expected value of IARL across time leads to the total averaged run length up to the change point.

Example 6 (Incremental Average Detection Delay (IADD)). *We define the incremental detection delay (IDD) aggregated over all the streams as*

$$\begin{aligned} \text{IDD}_t &:= \sum_{k=1}^K \{(N_k \wedge (t+1) - \tau_k - 1)_+ - (N_k \wedge t - \tau_k - 1)_+\} \\ &= \sum_{k \in S_{t+1}} \mathbb{1}(\tau_k < t). \end{aligned} \quad (21)$$

IDD counts the total number of post-change streams that are active at a given time. We refer to its posterior mean as the incremental average detection delay (IADD), defined as

$$\text{IADD}_t := \mathbb{E}(\text{IDD}_t \mid \mathcal{F}_t) = \sum_{k \in S_{t+1}} W_{k,t}. \quad (22)$$

IDD and IADD are incremental-and-compound versions of detection delay and average detection delay (ADD), which are commonly used to measure false non-detection in single-stream sequential change detection [43]. Specifically, by taking summation over t , we have

$$\sum_{s=0}^{t-1} \text{IDD}_s = \sum_{k=1}^K (N_k \wedge t - \tau_k - 1)_+ \quad (23)$$

and

$$\mathbb{E}\left(\sum_{s=0}^{t-1} \text{IADD}_s\right) = \mathbb{E}\left(\sum_{k=1}^K (N_k \wedge t - \tau_k - 1)_+\right). \quad (24)$$

Among the above examples, LFWER, GLFWER, and LFNR are error rates for false non-detections, LFDR is an error rate for false detections, IARL estimates the number of pre-change streams that are active, and IADD estimates the number of post-change and active streams. Because a small value of LFWER (or GLFWER/LFNR/IADD) and a large value of IARL (or minus LFDR) is desired, we could choose the risk process $R_t \in \{\text{LFWER}_t, \text{GLFWER}_t, \text{LFNR}_t, \text{IADD}_t\}$ and the utility process $U_t \in \{\text{IARL}_t, -\text{LFDR}_t\}$, or $R_t \in \{\text{LFDR}_t, -\text{IARL}_t\}$ and $U_t \in \{-\text{LFWER}_t, -\text{GLFWER}_t, -\text{LFNR}_t, -\text{IADD}_t\}$. Note that in the above examples, there is a trade-off between R_t and U_t . That is, if one declares detection at more data streams, then the corresponding LFWER, GLFWER, LFNR, and IADD tend to be smaller and IARL and minus LFDR tend to be smaller as well. Thus, the optimality criteria (Definitions 1 and 2) formulated through constrained optimization are reasonable.

The choices of R_t and U_t should be application-driven. In practice, we suggest to choose the risk process R_t with a known range so that the tolerance level is easy to specify. For example, LFWER, GLFWER, LFNR, and LFDR represent certain probability/expected proportions that are known to be between $[0, 1]$. Thus, they are sensible choices of R_t , for which setting the tolerance level $\alpha \in [0, 1]$ is relatively straightforward.

3 Proposed Sequential Decision Procedures

In this section, we first provide a formula for computing the posterior probability $W_{k,t} = \mathbb{P}(\tau_k < t | \mathcal{F}_t)$, which is a key quantity in computing the risk and utility measures. Then, we present our proposed sequential decisions for controlling the risk process at a given level, followed by a simplified version of the algorithm to reduce the computational complexity.

3.1 Recursive Formula for $W_{k,t}$

Recall $\pi_s = \mathbb{P}(\tau_k = s)$ and $\bar{\pi}_s = \mathbb{P}(\tau_k \geq s)$. Let

$$Q_{k,t} = \bar{\pi}_t^{-1} \sum_{s=0}^{t-1} \pi_s \prod_{r=s+1}^t \frac{q_{k,r}(X_{k,r})}{p_{k,r}(X_{k,r})} \text{ with } Q_{k,0} = 0. \quad (25)$$

Given $Q_{k,t}$ and $X_{k,t+1}$, $Q_{k,t+1}$ can be computed using the recursive formula

$$Q_{k,t+1} = \bar{\pi}_{t+1}^{-1} (\bar{\pi}_t Q_{k,t} + \pi_t) L_{k,t+1}, \quad (26)$$

where we define $L_{k,t+1} = q_{k,t+1}(X_{k,t+1}) / p_{k,t+1}(X_{k,t+1})$. Then, we obtain

$$W_{k,0} = 0 \text{ and } W_{k,t} = \frac{Q_{k,t}}{Q_{k,t} + 1}. \quad (27)$$

The above recursive equations (26) and (27) are extensions of classic results in single-stream Bayesian sequential change detection problems [35]. Their rigorous justifications are given in Appendix E.

3.2 Proposed Sequential Decision for Unstructured Risk and Utility

We first propose a one-step selection rule to select S_{t+1} , given S_t and $\{W_{k,t}\}_{k \in S_t}$ so that the risk R_t is controlled to be no greater than α . This one-step selection rule goes over all $2^{|S_t|}$ possible subsets of S_t , and then select the one which attains the highest utility U_t . Algorithm 1 implements this idea. According to Assumption 1, $\{S : \gamma_S \leq \alpha \text{ and } S \subset S_t\} \neq \emptyset$. Thus, S_{t+1} in line 3 of the above algorithm is well-defined. The next proposition states that the above one-step selection rule can control the risk process at any given level.

Proposition 1. *Under Assumption 1, the index set S_{t+1} selected by Algorithm 1 satisfies*

¹If the solution is not unique, S_{t+1} can be any one of the solutions.

Algorithm 1 One-step selection rule at time t .

- 1: **Input:** Tolerance level α , the current index set S_t , and posterior probabilities $\{W_{k,t}\}_{k \in S_t}$, where $W_{k,t} = \mathbb{P}(\tau_k < t \mid \mathcal{F}_t)$ is computed according to (27).
- 2: For all $S \subset S_t$, compute $\gamma_S = r_t(\{W_{k,t}\}_{k \in S_t}, S_t, S)$ and $\mu_S = u_t(\{W_{k,t}\}_{k \in S_t}, S_t, S)$.
- 3: **Output:**

$$S_{t+1} = \arg \max_S \mu_S \quad \text{subject to } \gamma_S \leq \alpha \text{ and } S \subset S_t.^1$$

$R_t \leq \alpha$ a.s.

Note that Proposition 1 does not require any assumptions on R_t and U_t except for Assumption 1, which ensures the existence of the set S_{t+1} in the last line of Algorithm 1.

Next, we combine Algorithm 1 at different time points to obtain a sequential decision in \mathcal{D}_α . At each time t , this sequential decision selects S_{t+1} using Algorithm 1 and deactivates data streams that are not in the index set. Algorithm 2 below implements this idea.

Algorithm 2 Proposed sequential decision δ_P .

- 1: **Input:** Tolerance level α .
 - 2: Initialize: set $t = 1$, $S_t = \langle K \rangle$ and compute $W_{k,t}$ for $k \in S_t$ using equations (26) and (27).
 - 3: Select: input α, S_t and $(W_{k,t})_{k \in S_t}$ to Algorithm 1, and obtain S_{t+1} .
 - 4: Update: deactivate streams in $S_t \setminus S_{t+1}$. If $S_{t+1} = \emptyset$, stop; otherwise, update $\{W_{k,t+1}\}_{k \in S_{t+1}}$ using equations (26) and (27).
 - 5: Iterate: set $t = t + 1$ and return to line 2.
 - 6: **Output:** $\{S_t\}_{t \geq 1}$.
-

Proposition 2. *Under Assumption 1, $\delta_P \in \mathcal{D}_\alpha$. That is, the proposed sequential decision given by Algorithm 2 controls the risk process at level α at every time point.*

3.3 Simplified Sequential Decision for ‘Monotone’ Risk

At each time t , directly applying Algorithm 1 requires evaluating and comparing the risk and utility associated with $2^{|S_t|}$ subsets, which is computationally intensive when $|S_t|$ is large. In many cases where the risk and utility satisfy additional monotonicity assumptions, this algorithm can be simplified, reducing the computational complexity significantly. In this

section, we provide one such assumption, under which the proposed sequential decision only requires evaluating and comparing the risks associated with $|S_t| + 1$ subsets.

Assumption 2. For all non-empty $S_0 \subset \langle K \rangle$, $\mathbf{w} = (w_1, \dots, w_{|S_0|}) \in [0, 1]^{|S_0|}$, $S \subset S_0$, $i \in S, j \in S_0 \setminus S$, and $w_i \geq w_j$, we have $r_t(\mathbf{w}, S_0, S) \geq r_t(\mathbf{w}, S_0, (S \setminus \{i\}) \cup \{j\})$ and $u_t(\mathbf{w}, S_0, S) \leq u_t(\mathbf{w}, S_0, (S \setminus \{i\}) \cup \{j\})$.

Under Assumption 2, R_t tends to become larger and U_t tends to become smaller if we keep streams with relatively smaller posterior probability active. Under this assumption, Algorithm 1 can be simplified to the following Algorithm 3, and it also controls R_t to be below a pre-specified level α . As will be discussed in Corollary 1, all the risk and utility measures presented in Examples 1 – 6 satisfy this assumption.

The following Algorithm 3 selects S_{t+1} so that streams with relatively large posterior probabilities are detected and those with relatively small posterior probabilities are kept active. The cut-off point for the detection is decided by maximizing the utility while controlling the risk at time t . Because Algorithm 3 restricts S_{t+1} to be a subset of streams with relatively small posterior probability, it only involves evaluating and comparing the risk and utility functions associated with $|S_t| + 1$ subsets, and, thus, reduces the computational complexity to the order $O(|S_t| \log(|S_t|))$.

Note that under Assumption 1, $\{n : \gamma_n \leq \alpha\} \neq \emptyset$. Thus, the forth line of the above Algorithm 3 is well-defined. The following Algorithm 4 gives an overall sequential decision rule δ_S by adopting Algorithm 3 at every time point.

Proposition 3. Under Assumptions 1, the sequential decision δ_S given by Algorithm 4 satisfies $\delta_S \in \mathcal{D}_\alpha$.

²If $W_{k_i, t} = W_{k_j, t}$ for $1 \leq i < j \leq n$, we choose $k_i < k_j$ to avoid additional randomness because of ties.

³If the solution is not unique, we choose n^* to be the largest solution.

Algorithm 3 Simplified one-step selection rule.

- 1: **Input:** Tolerance level α , the current index set S_t , and posterior probabilities $\{W_{k,t}\}_{k \in S_t}$.
- 2: Arrange posterior probabilities in an ascending order², i.e.

$$W_{k_1,t} \leq W_{k_2,t} \leq \dots \leq W_{k_{|S_t|},t}.$$

- 3: For $n = 1, \dots, |S_t|$, compute

$$\gamma_n = r_t(\{W_{k,t}\}_{k \in S_t}, S_t, \{k_i\}_{i=1}^n)$$

and

$$\mu_n = u_t(\{W_{k,t}\}_{k \in S_t}, S_t, \{k_i\}_{i=1}^n).$$

For $n = 0$, compute $\gamma_0 = r_t(\{W_{k,t}\}_{k \in S_t}, S_t, \emptyset)$ and $\mu_0 = u_t(\{W_{k,t}\}_{k \in S_t}, S_t, \emptyset)$.

- 4: Set $n^* \in \{0, \dots, |S_t|\}$ as the solution to the problem³

$$n^* = \arg \max_n \mu_n \text{ subject to } \gamma_n \leq \alpha.$$

- 5: **Output:** $S_{t+1} = \{k_1, \dots, k_{n^*}\}$ if $n^* \geq 1$ and $S_{t+1} = \emptyset$ if $n^* = 0$.
-

Algorithm 4 Simplified decision procedure δ_S .

- 1: **Input:** Tolerance level α .
 - 2: Initialize: set $t = 1$. $S_t = \langle K \rangle$ and compute $W_{k,t}$ for $k \in S_t$ using equations (26) and (27).
 - 3: Select: input α, S_t and $(W_{k,t})_{k \in S_t}$ to Algorithm 3, and obtain S_{t+1} .
 - 4: Update: deactivate streams in $S_t \setminus S_{t+1}$. If $S_{t+1} = \emptyset$, stop; otherwise, update $\{W_{k,t+1}\}_{k \in S_{t+1}}$ using equations (26) and (27).
 - 5: Iterate: set $t = t + 1$ and return to Step 3.
 - 6: **Output:** $\{S_t\}_{t \geq 1}$.
-

4 Theoretical Properties of Proposed Methods

In this section, we first show that the proposed sequential decision δ_S is locally optimal under very weak assumptions in Section 4.1. Then, we show that the simplified sequential decision δ_S is uniformly optimal under stronger model assumptions and additional monotonicity assumptions on risk and utility measures in Section 4.2. We also provide theoretical results on aggregated risk and utility measures of the proposed methods in Section 4.3.

4.1 Local Optimality Results

The following two theorems show that the proposed sequential decision δ_P is locally optimal under Assumption 1 while δ_S is locally optimal under Assumptions 1 and 2. That is, they satisfy Definition 2.

Theorem 1. *Under Assumption 1, the sequential decision δ_P described in Algorithm 2 is locally optimal.*

Theorem 2. *Under Assumptions 1 and 2, the sequential decision δ_S described in Algorithm 4 is locally optimal.*

The next corollary applies the above results to examples given in Section 2.4.

Corollary 1. *If $\alpha > 0$ and $R_t \in \{LFWER_t, GLFWER_t, LFNR_t, IADD_t\}$, $U_t \in \{IARL_t, -LFDR_t\}$, or $R_t = LFDR_t$ and $U_t \in \{-LFWER_t, -GLFWER_t, -LFNR_t, -IADD_t\}$, then the simplified sequential decision δ_S is locally optimal.*

If $\alpha < 0$ and $R_t = -IARL_t$ and $U_t \in \{-LFWER_t, -GLFWER_t, -LFNR_t, -IADD_t\}$, then the simplified sequential decision δ_S is locally optimal.

4.2 Uniform Optimality Results

In this section, we show that the proposed sequential decision rule δ_S defined in Algorithm 4 is uniformly optimal under stronger assumptions. We note that the uniform optimality results

developed in the current work are non-trivial extensions of those in [13]. In particular, we consider a general class of risk and utility measures while [13] only allows the risk measure to be LFNR. Moreover, time-heterogeneous pre/post- change distributions and non-geometric priors for the change points are allowed in the current work. These extensions require a delicate analysis of a special class of monotone functions and stochastic processes defined over a non-Euclidean space.

The assumptions for establishing the uniform optimality results include monotonicity assumptions on the risk and utility processes and assumptions on the pre- and post- change distributions. We point out that the monotonicity assumptions are made on functions over a special non-Euclidean space

$$\mathcal{S}_o = \bigcup_{k=1}^K \{(v_1, \dots, v_k) : 0 \leq v_1 \leq \dots \leq v_k \leq 1\} \cup \{\emptyset\}, \quad (28)$$

which contains ordered vectors of different dimensions. Thus, the definition of monotonicity is non-standard.

Specifically, for functions maps \mathcal{S}_o to \mathbb{R} , we define two types of monotonicity.

Definition 3 (Entrywise increasing functions). *A function $f : \mathcal{S}_o \rightarrow \mathbb{R}$ is “entrywise increasing”, if $f(\mathbf{u}) \leq f(\mathbf{v})$ for all $m \in \langle K \rangle$, $\mathbf{u} = (u_1, \dots, u_m)$, $\mathbf{v} = (v_1, \dots, v_m) \in \mathcal{S}_o$, satisfying $u_j \leq v_j$ for $1 \leq j \leq m$. In addition, a function f is “entrywise decreasing” if $-f$ is “entrywise increasing”.*

Definition 4 (Appending increasing functions). *A function $f : \mathcal{S}_o \rightarrow \mathbb{R}$ is “appending increasing”, if for all $m \in \langle K \rangle$, $\mathbf{u} = (u_1, \dots, u_m) \in \mathcal{S}_o$, $f(u_1, \dots, u_k) \leq f(\mathbf{u})$, for all $k \leq m$. In addition, $f(\emptyset) \leq f(u_1)$ for $u_1 \in [0, 1]$.*

For each vector $\mathbf{v} = (v_1, \dots, v_m)$, denote its order statistic by $[\mathbf{v}] = (v_{(1)}, \dots, v_{(m)})$. That is, $[\mathbf{v}]$ is a permutation of \mathbf{v} satisfying $v_{(1)} \leq \dots \leq v_{(m)}$. We can see that if $v_k \in [0, 1]$ for all $k \in \langle K \rangle$, then $[\mathbf{v}] \in \mathcal{S}_o$.

Assumption 3. *There exists a measurable function $\tilde{r}_t : \mathcal{S}_o \rightarrow \mathbb{R}$ such that $r_t(\{W_{k,t}\}_{k \in S_t}, S_t, S_{t+1}) = \tilde{r}_t([\{W_{k,t}\}_{k \in S_{t+1}}])$. In addition, \tilde{r}_t is entrywise increasing and appending increasing.*

Assumption 4. *There exists a measurable function $\tilde{u}_t : \mathcal{S}_o \rightarrow \mathbb{R}$ such that $u_t(\{W_{k,t}\}_{k \in S_t}, S_t, S_{t+1}) = \tilde{u}_t([\{W_{k,t}\}_{k \in S_{t+1}}])$. In addition, \tilde{u}_t is entrywise decreasing and appending increasing.*

Assumption 5. *The pre- and post-change distributions $\{p_{k,t}\}_{t \geq 1}$ and $\{q_{k,t}\}_{t \geq 1}$ are the same for different $k \in \langle K \rangle$. That is, $p_{1,t} = \dots = p_{K,t}$ and $q_{1,t} = \dots = q_{K,t}$ for all t .*

Theorem 3. *Under Assumptions 1, 3, 4 and 5, the sequential decision δ_S described in Algorithm 4 is uniformly optimal.*

Proof. The proof is involved that requires monotone coupling for stochastic processes living on the space \mathcal{S}_o . It is given in Appendix D. □

We make several remarks on the above theorem. First, under Assumptions 3 and 4, risk and utility measures are symmetric functions $(W_{k,t})_{k \in S_{t+1}}$. These assumptions rule out the cases (e.g., LFDR defined in Example 4) where the risk also depends on $W_{k,t}$ s for $k \notin S_{t+1}$, without which the uniform optimal solution may not exist (see Counterexample 1 below). Second, under the monotonicity assumptions that \tilde{r}_t s are entrywise increasing, the risk process tends to be larger if the posterior probability of the change points associated with the selected streams is larger. It is also appending increasing, meaning that the risk tends to be larger if more streams are kept active. Similarly, the utility process tends to be larger if fewer streams are kept active and the posterior probabilities associated with the selected streams are smaller. Third, we require the pre- and post- stream distributions $p_{k,t}$ and $q_{k,t}$ to be identical for different streams. In this case, the process $\{W_{k,t}\}_{t \in \mathbb{Z}_+}$ has identical distribution for different k and contributed in a symmetric way to the risk and utility processes.

For most of applications, it is easy to check Assumptions 1 and 5. In some cases, additional efforts are needed to verify monotonicity assumptions described in Assumptions 3 and 4. Below we provide sufficient conditions for the monotonicity conditions. Note that the risk

and utility measures described in Examples 1, 2, 3, 5, and 6 are all symmetric multivariate polynomials of the posterior probabilities. Thus, we restrict the analysis to the polynomial case in the next proposition.

Proposition 4 (Polynomial case). *Let $\tilde{r} : \mathcal{S}_o \rightarrow \mathbb{R}$ be a function in the following form*

$$\tilde{r}(\mathbf{u}) = \sum_{p=0}^{\infty} \mathbf{1}(\dim(\mathbf{u}) = p) \sum_{k=1}^p C_{p,k} \sum_{i_1 < i_2 < \dots < i_k} \prod_{j=1}^k u_{i_j}. \quad (29)$$

Note that $\tilde{r}(\emptyset) = 0$. If $\tilde{r}(\cdot)$ satisfies

$$\tilde{r}(\mathbf{u}^{i,p-i}) \leq \tilde{r}(\mathbf{u}^{i-1,p-i+1}), \quad \text{for all } i \in \langle p \rangle \text{ and } p \geq 1, \quad (30)$$

where $\langle p \rangle = \{1, \dots, p\}$ and $\mathbf{u}^{i,p-i}$ denotes the p dimensional vector whose first i elements are 0 and last $p - i$ elements are all 1, then \tilde{r} is entrywise increasing.

Moreover, if \tilde{r} satisfies (30) and

$$\tilde{r}(\mathbf{u}^{i,p-i}) \leq \tilde{r}(\mathbf{u}^{i+1,p-i}), \quad \text{for all } i \in \{0, \dots, p\} \text{ and } p \geq 0, \quad (31)$$

then \tilde{r} is also appending increasing.

Remark 2. *The inequalities (30) and (31) are equivalent to*

$$\sum_{k=1}^{p-i} C_{p,k} \binom{p-i-1}{k-1} \geq 0, \quad \text{for } i = 0, \dots, p-1, \quad (32)$$

$$\sum_{k=1}^{p-i} (C_{p+1,k} - C_{p,k}) \binom{p-i}{k} \geq 0, \quad \text{for } i = 0, \dots, p, \quad (33)$$

and all $p \geq 0$. We leave the rigorous justification for the above statements in Appendix D.

Now we apply the uniform optimality result in Theorem 3 to performance measures described in Examples 1, 2, 3 and 5.

Corollary 2. *If $\alpha > 0$, $R_t \in \{LFNR_t, LFWER_t, GLFWER_t, IADD_t\}$, and $U_t = IARL_t$, then under Assumption 5, δ_S is uniformly optimal.*

We point out that $LFDR_t$ described in Example 4 does not satisfy the assumptions made in Theorem 3. Thus, we do not have uniform optimality results for it. Indeed, if $R_t = LFDR_t$, then the uniformly optimal sequential decision may not exist. A counterexample is given below.

Counterexample 1. *Let $K = 3$, $p_{k,t}(x) = (0.01)^x(0.99)^{1-x}$, $q_{k,t}(x) = (0.99)^x(0.01)^{1-x}$, and $\mathbb{P}(\tau_k = l) = 1/3$ for $k = 1, 2, 3$, $x = 0, 1$, $l = 0, 1, 2$, and $t \geq 1$. That is, the pre- and post-change distributions are Bernoulli distributions with parameters 0.01 and 0.99, respectively, and τ_k s are uniformly distributed over $\{0, 1, 2\}$. We further assume that the tolerance level $\alpha = 0.51$, the risk process $R_t = LFDR_t$ (see Example 4) and the utility process $U_t = -IADD_t$ (see Example 6).*

In this setting, there does not exist a sequential decision achieving the maximum of the expected utility at both times 1 and 2. This implies that there is no uniformly optimal sequential decision. We leave detailed calculation in Appendix D.

4.3 Implications on Aggregated Risk

Let $\{a_t\}_{t \geq 1}$ be a sequence of non-negative random variables satisfying $\sum_{t=1}^{\infty} a_t = 1$, and $\{b_t\}_{t \geq 1}$ be a sequence of non-negative constants. Consider the following aggregated risk (AR) and aggregated utility (AU),

$$\text{AR} = \mathbb{E}\left(\sum_{t=1}^{\infty} a_t R_t\right) \text{ and } \text{AU} = \mathbb{E}\left(\sum_{t=1}^{\infty} b_t U_t\right). \quad (34)$$

The aggregated risk and utility metrics defined above provide a summary of the performance across time. These types of risk and utility measures are considered in many recent works on multi-stream sequential change detection and hypothesis testing, including [3, 12, 40, 41].

The next proposition shows that if the risk process is controlled at the desired tolerance level at every time point, then the aggregated risk is also controlled at the same level.

Proposition 5. *Let $\delta \in \mathcal{D}_\alpha$ and $AR(\delta)$ be the corresponding aggregated risk defined in (34). Then, $AR(\delta) \leq \alpha$.*

Note that the reverse statement does not hold. That is, the aggregated risk being controlled does not imply the risk at each time t being controlled.

The next proposition shows that a uniformly optimal sequential decision also maximizes the aggregated utility.

Proposition 6. *Suppose that δ is uniformly optimal in \mathcal{D}_α . Then, for the aggregated utility defined in (34),*

$$AU(\delta) = \sup_{\delta' \in \mathcal{D}_\alpha} AU(\delta'),$$

where $AU(\delta)$ and $AU(\delta')$ denote the aggregated utility associated with δ and δ' , respectively.

Next, we use Propositions 5 and 6 to make a connection between the current results and recent works on the sequential multiple testing and parallel sequential change detection [12, 13, 40].

4.3.1 Controlling generalized error rates in multi-stream sequential hypothesis testing

Note that if $\pi_0 + \pi_\infty = 1$ (i.e., change points either occur at the beginning or never occur), the sequential change point detection problem reduces to a sequential multiple hypotheses testing problem, where the goal is to choose between H_0^k and H_1^k for $k = 1, \dots, K$,

$$H_0^k : X_{k,t} \sim p_{k,t} \text{ for all } t \text{ against } H_1^k : X_{k,t} \sim q_{k,t} \text{ for all } t,$$

under a Bayesian setting, where $\mathbb{P}(H_0^k \text{ holds}) = \pi_\infty$ and $\mathbb{P}(H_1^k \text{ holds}) = \pi_0$. In addition, we assume that $X_{k,t}$ are jointly independent.

Let $m \geq 1$. We define the generalized family-wise error rate (GFWER) as

$$\text{GFWER}_m := \mathbb{P}(E_{m,T}), \quad (35)$$

where T is a stopping time and the event $E_{m,t}$ is defined in (8). GFWER_m can be viewed as a generalized family-wise error rate measuring type-II errors in sequential multiple hypotheses testing, which takes a similar form as the generalized type-II error rate in [1, 2, 40, 41]. Specifically, if we reject H_0^k at time t if and only if $k \in S_{t+1}$. Then,

$$E_{m,t} = \left\{ \sum_{k=1}^K \mathbb{1}(H_1^k \text{ holds and } H_0^k \text{ is chosen at time } t) \geq m \right\}$$

in the context of multiple hypotheses testing.

The next corollary of Proposition 5 shows that the proposed method δ_S controls the GFWER in the perspective of the hypothesis testing problem.

Corollary 3. *Given the tolerance level α , consider the sequential decision δ_S in Algorithm 3 with the risk process $R_t = \text{GLFWER}_{m,t}$ defined in Example 2 and any utility process. Then, the generalized family-wise error rate GFWER_m defined in (35) is also controlled to be no greater than α for any stopping time T .*

Note that the above Corollary 3 holds for any stopping time T . In particular, if we let T grow to infinity, then Corollary 3 states that the GFWER accumulated over all the time points is controlled to be no greater than α . If we let $T = T_1$ as defined in Remark 1, then different data streams are stopped at the same detection time T_1 . In this case, the proposed sequential procedure belongs to the class of sequential multiple testing procedures described in [41].

4.3.2 Controlling aggregated false discovery rate

The aggregated false discovery rate (AFDR) is considered in [12],

$$\text{AFDR} = \mathbb{E} \left(\frac{\sum_{t=1}^{\bar{N}-1} \sum_{k=1}^K \mathbb{1}(\tau_k \geq t, N_k = t)}{\left(\sum_{t=1}^{\bar{N}-1} \sum_{k=1}^K \mathbb{1}(N_k = t) \right) \vee 1} \right), \quad (36)$$

where \bar{N} is a positive integer that is referred to as a ‘deadline’. The next proposition states that any decision that controls LFDR_t at every time also controls AFDR asymptotically.

Proposition 7. *Let $R_t = \text{LFDR}_t$ and $\delta \in \mathcal{D}_\alpha$. Assume that there exist a sequence of constants $\{C_t\}_{t \geq 1}$ and a sequence of random variables $\{A_t\}_{t \geq 1}$ such that $K^{-1} \sum_{k=1}^K \mathbb{1}(N_k = t)$ converges to C_t in probability and FDP_t converges to A_t in probability for all $t \geq 1$ as K grows to infinity. Then, $\lim_{K \rightarrow \infty} \text{AFDR}(\delta) \leq \alpha$. That is, AFDR is controlled to be no greater than α asymptotically.*

4.3.3 Maximizing total average run length

Let the total average run length (TARL) be

$$\text{TARL} = \sum_{k=1}^K (\tau_k \wedge N_k), \quad (37)$$

where N_k is defined in (15). TARL aggregates IRL_t across different time points, and can be viewed as an extension of the classic ARL2FA to multi-stream problems. The next corollary of Proposition 6 shows that the proposed method also maximizes TARL under certain conditions.

Corollary 4. *Under Assumptions 5, and $R_t \in \{\text{LFNR}_t, \text{LFWER}_t, \text{GLFWER}_t, \text{IADD}_t\}$,*

$$\mathbb{E}(\text{TARL}(\delta_S)) = \sup_{\delta \in \mathcal{D}_\alpha} \mathbb{E}(\text{TARL}(\delta)),$$

where δ_S is obtained from Algorithm 4 by letting $U_t = \text{IARL}_t$, and $\text{TARL}(\delta_S)$ and $\text{TARL}(\delta)$

denote the the total average run length (TARL) of the decision δ_S and δ , respectively.

5 A Simulation Study

In this section, we study the performance of the proposed sequential decision δ_S defined in Algorithm 4 through a simulation study. We choose $R_t = \text{LFDR}_t$ and $U_t = -\text{IADD}_t$ in the simulation study and let the tolerance level $\alpha = 0.1$. We also compare the performance of the proposed method with the MD-FDR method proposed in [12].

We also conduct a simulation study where $R_t = \text{LFNR}_t$. For space reason, we leave it to the appendix in the supplementary materials.

We let $p_{k,t}(x) = (2\pi)^{-1/2}e^{-\frac{x^2}{2}}$ and $q_{k,t}(x) = (2\pi)^{-1/2}e^{-\frac{(x-1)^2}{2}}$ for all k and t . In addition, let $\pi_\infty = 0.2$, and $\pi_t = 0.1 \cdot 0.8 \cdot (0.9)^t$ for $t \geq 0$. That is, we set the pre- and post-change probability distributions to be the Gaussian distributions $\mathcal{N}(0, 1)$ and $\mathcal{N}(1, 1)$, respectively, and set the prior distribution for the change point τ_k to be a mixture of a point mass at infinity and a geometric distribution.

We assess and compare the performance of two sequential decisions. The first sequential decision is the the proposed method δ_S described in Algorithm 4 with $R_t = \text{LFDR}_t$ (defined in Example 4) and $U_t = -\text{IADD}_t$ (defined in Example 6). With this choice of R_t and U_t , line 4 in Algorithm 3 can be simplified as

$$n^* = \arg \min_{n=0,1,\dots,|S_t|} \{n : \gamma_n \leq \alpha\}.$$

The other sequential decision is the MD-FDR method developed in [12]. Following the MD-FDR method, the risk measure AFDR defined in (36) is guaranteed to be no greater than the tolerance level α .

We first compare the proposed method with the MD-FDR method in terms of their FDP_t (defined in (13)) and IDD_t (defined in (21)) for fixed $K = 500$ with 1000 independent Monte Carlo simulations. The averaged FDP_t and IDD_t across the 1000 replications are plotted in

Figures 3 and 4 as functions of t . According to Figure 3, the averaged FDP_t of both methods are below 0.1 for all t with a trend of first increasing and then decreasing as t increases. The FDP_t of the proposed method has a plateau near 0.1 for $t \in [5, 20]$. In addition, the FDP_t of the proposed method is larger than that of the MD-FDR method, which suggests that the proposed method is less conservative while still controlled under the target tolerance level. Figure 4 compares the averaged IDD_t of the proposed method and the MD-FDR method for different t . It displays that, for both methods, IDD_t first increases and then decreases as t increases. The proposed method has a lower averaged IDD_t than the MD-FDR method for all t , indicating a smaller detection delay.

Next, we compare the two methods in terms of aggregated performance measures. In particular, we consider the aggregated risk AFDR defined in (36), where we set the deadline parameter $\bar{N} = 500$. For aggregated utility, we consider the the total average detection delay (TADD), defined as

$$\text{TADD} = \mathbb{E}\left(\sum_{s=0}^{\bar{N}-1} \text{IDD}_s\right) = \mathbb{E}\left(\sum_{s=0}^{\bar{N}-1} \text{IADD}_s\right), \quad (38)$$

where IDD_s is defined in (23). Then, we let the aggregated utility be $\text{AU} = -\text{TADD}$. A higher utility, which corresponds to a lower TADD, reflects a quicker detection of the changes.

Tables 1 and 2 compare the two methods in terms of their aggregated risk AFDR and the aggregated utility TADD, respectively, which are estimated based on a Monte Carlo simulation with 1000 replications. From Table 1, we can see that both the proposed method and MD-FDR method control AFDR below the tolerance level $\alpha = 0.1$, while the MD-FDR method is more conservative. We also note that as K grows larger, AFDR of the proposed method is approaching $\alpha = 0.1$. From Table 2, we can see that the TADD of the proposed method is significantly less than that of the MD-FDR method, indicating that the proposed method detects changes faster than the MD-FDR method, when the AFDR of both methods are controlled at the same level. An interesting observation is that TADD of both methods

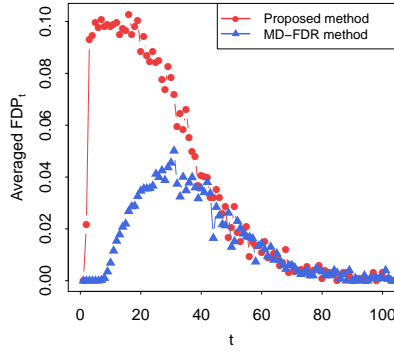


Figure 3: FDP_t averaged over 1000 Monte Carlo simulations at $K = 500$

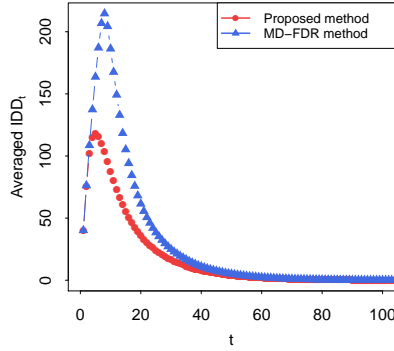


Figure 4: IDD_t averaged over 1000 Monte Carlo simulations at $K = 500$

scale with K as K grows. That is, $TADD/K$ seems to converge to a constant as K grows large. Specifically, for the proposed method, $TADD/K$ is around 3.9. For the MD-FDR method, $TADD/K$ is around 6.5 for large K .

Overall, these results suggests that the proposed method is less conservative and adapts better to the tolerance level than the MD-FDR method.

K	Proposed method	MD FDR method
10	7.0×10^{-2} (3×10^{-3})	2.8×10^{-2} (2×10^{-3})
100	8.6×10^{-2} (9×10^{-4})	2.4×10^{-2} (5×10^{-4})
200	9.2×10^{-2} (7×10^{-4})	2.4×10^{-2} (4×10^{-4})
500	9.6×10^{-2} (5×10^{-4})	2.3×10^{-2} (2×10^{-4})
1000	9.8×10^{-2} (3×10^{-4})	2.4×10^{-2} (2×10^{-4})

Table 1: Estimated AFDR (standard deviation in parenthesis)

K	Proposed method	MD FDR method
10	45.8 (0.5)	61.4 (0.5)
100	413.8 (1.3)	650 (1.7)
200	799.8 (1.9)	1304.1 (2.4)
500	1964.9 (3.0)	3264 (3.7)
1000	3891.4 (4.0)	6535.3 (5.2)

Table 2: Estimated TADD (standard deviation in parenthesis)

6 A Case Study: Multi-Channel Spectrum Sensing in Cognitive Radios

In this section, we conduct a case study on a multi-channel spectrum sensing problem for cognitive radios, following the settings described in [12]. Cognitive radios are radios that can dynamically and automatically adjust their operational parameters according to the environment so that the spectrum is utilized more efficiently [22, 30]. To make the most out of a spectrum, a cognitive user is allowed to use the idle spectrum band when the primary user is not transmitting. However, when the primary user starts transmission, the cognitive user should detect the change and vacate the spectrum band as soon as possible. The detection of the transmission of the primary user can be formulated as a sequential change detection problem, where the transmission time corresponds to the change point [12, 24].

We consider a multi-channel spectrum sensing problem for cognitive radios, where there are K independent frequency channels assigned to K independent primary users. The cognitive users monitor the spectrum bands and collect signal samples sequentially. The distribution of the signals will change when a primary user starts transmission. As soon as

the change is detected, the cognitive user vacates the spectrum band, so that the primary user can use it without interference. Here, each channel corresponds to a data stream, and the time that a primary user starts transmission corresponds to a change point in that data stream. Our goal is to have a sequential decision that can detect the transmission of the primary user at each channel quickly to reduce the interference, while controlling the false discovery rate, which corresponds to the expected proportion of unoccupied channels among the detected ones.

Specifically, we assume that $X_{k,t}$ is the signal collected from the k th cognitive user at time t , τ_k is the time when the k -th primary user starts transmission, and $X_{k,t}$ s and τ_k s follow the change point model described in (1) and (2). For the change point τ_k , we further assume that

$$\pi_t = (1 - \pi_\infty)\theta(1 - \theta)^t$$

with $\pi_\infty = 0.1$ and $\theta = 0.05$. That is, τ_k follows a mixture distribution of a point mass at infinity and a geometric distribution.

For the pre- and post- change distributions, we assume

$$X_{k,t} = \begin{cases} Y_{k,t}, & \text{if } t \leq \tau_k \\ Y_{k,t} + Z_{k,t}, & \text{if } t > \tau_k \end{cases},$$

where $Y_{k,t}$ denotes a Gaussian white noise and $Z_{k,t}$ denotes the faded received primary radio signal at the cognitive user's end. We further assume that $Y_{k,t} \sim \mathcal{CN}(0, \sigma^2)$, $Z_{k,t} \sim \mathcal{CN}(0, \lambda_k)$, and $Y_{k,t}$ s and $Z_{k,t}$ s are independent, where $\mathcal{CN}(0, \sigma^2)$ and $\mathcal{CN}(0, \lambda_k)$ denote the circularly-symmetric complex Gaussian distributions with mean 0 and the complex variance σ^2 and λ_k , respectively. Note that a complex random variable has a circularly-symmetric complex Gaussian distribution with a variance σ^2 if its real and imaginary parts are independent and identically distributed univariate Gaussian random variables with the mean zero and the variance $\sigma^2/2$.

Under this model, $X_{k,t}$ has the distribution

$$X_{k,t} \sim \begin{cases} \mathcal{CN}(0, \sigma^2), & \text{if } t \leq \tau_k \\ \mathcal{CN}(0, \sigma^2 + \lambda_k), & \text{if } t > \tau_k \end{cases}.$$

Notice that in this setting, the streams share the same pre-change distribution, but have different post-change distributions characterized by their different variances. The above distribution assumptions are commonly adopted in the literature [12, 24].

In this case study, we assume $\sigma^2 = 2$ and sample independent λ_k s from a uniform distribution over $[1, 2]$. We then treat λ_k as known parameters. Here, we sample λ_k from an interval to mimic the practical situation where the signals sent by the primary users may experience channel attenuation at the cognitive user's end, which results in a range of variance-distinct post-change signals.

Let the tolerance level $\alpha = 0.1$. We compare the performance of the proposed sequential decision following Algorithm 3 (with $R_t = \text{LFDR}_t$ and $U_t = -\text{IADD}_t$) and the MD-FDR method proposed in [12]. We also consider the aggregated risks AFDR (defined in (36)) and the aggregated utility TADD (defined in (38)).

Figures 5 and 6 show the averaged FDP_t and IDD_t for different t based on a Monte Carlo simulation with 1000 replications. We see that FNP_t of both methods are below 0.1 with a peak at around $t = 12$ and $t = 42$, respectively. According to Figure 5, the averaged FNP_t of the MD-FDR method appears to be smaller than that of the proposed method for time $t < 50$, while both of them decline at a similar rate after time $t = 50$. For larger t , the averaged FNP_t of both methods are close to zero. According to Figure 6, the averaged IDD_t of the MD-FDR method is larger than that of the proposed method for all t , which suggests that the proposed method detects changes more quickly than that of the MD-FDR method.

Tables 3 and 4 show the AFDR and TADD for both methods for $K \in \{10, 100, 200, 500, 1000\}$. According to the tables, the AFDR of both methods are controlled to be less than $\alpha = 0.1$,

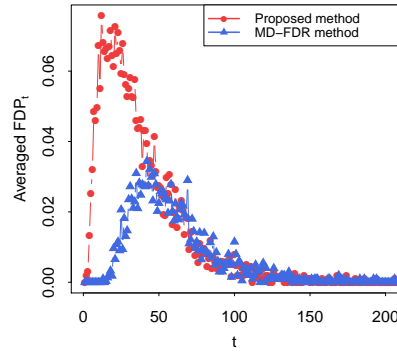


Figure 5: FDP_t averaged over 1000 Monte Carlo simulations at $K = 100$ in Case Study

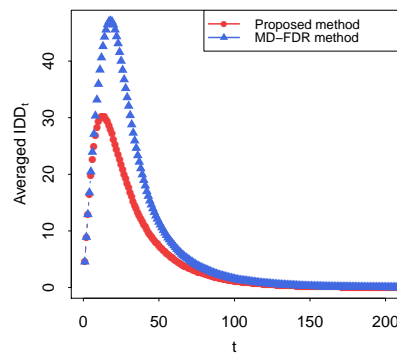


Figure 6: IDD_t averaged over 1000 Monte Carlo simulations at $K = 100$ in Case Study

K	Proposed method	MD FDR method
10	6.7×10^{-2} (3×10^{-3})	3.2×10^{-2} (2×10^{-3})
100	8.5×10^{-2} (9×10^{-4})	2.9×10^{-2} (6×10^{-4})
200	9.0×10^{-2} (7×10^{-4})	2.9×10^{-2} (4×10^{-4})
500	9.5×10^{-2} (4×10^{-4})	2.8×10^{-2} (2×10^{-4})
1000	9.7×10^{-2} (3×10^{-4})	2.8×10^{-2} (2×10^{-4})

Table 3: Estimated AFDR in case study (standard deviation in parenthesis)

K	Proposed method	MD FDR method
10	122.1 (1.2)	162 (1.4)
100	1115.8 (3.7)	1708.5 (4.6)
200	2178.2 (5.1)	3434.8 (6.6)
500	5293.4 (8.1)	8609.4 (10.4)
1000	10460.1 (11.3)	17246.7 (14.8)

Table 4: Estimated TADD in case study (standard deviation in parenthesis)

with the AFDR of the MD-FDR method smaller than that of the proposed method for all K . This indicates that the proposed method is less conservative in controlling FDR-type of risks, when compared with the MD-FDR method. Moreover, the proposed method has a much smaller TADD than that of the MD-FDR method for all K , indicating that the proposed method has a smaller detection delay.

7 Conclusions

The parallel sequential change detection problem is widely encountered in the analysis of large-scale real-time streaming data. This study introduces a general decision theory framework for this problem, covering many compound performance metrics. It further proposes a sequential procedure under this general framework and proves its optimal properties under reasonable conditions. Simulation and case studies evaluate the performance of the proposed method and compare it with the method proposed in [12]. The results support the theoretical developments and also show that the proposed method outperforms in our simulation studies and case study.

The current study can be extended in several directions. First, the current parallel

sequential change detection framework may be extended to account for multiple types of decisions, including alerting the changes without stopping the streams and diagnosis of the post-change distribution upon stopping, which is also known as the sequential change diagnosis [16, 28]. Second, in many applications, the post-change distribution of data is challenging to obtain. Also, it is sometimes difficult to specify a prior distribution for the change points. In these cases, it is desirable to formulate the problem in a non-Bayesian decision theory framework, and develop a flexible parallel sequential change detection method that is robust for unknown post-change distributions under this framework. Third, we assume that the change points are independent for different data streams. For some applications, it is reasonable to extend the methods to the case where the change points are dependent. For example, the change points may be driven by the same event [44] or propagated by each other [45].

Appendix

A An additional simulation study

In this simulation study, we let $p_{k,t}(x) = (2\pi)^{-1/2}e^{-\frac{x^2}{2}}$ and $q_{k,t}(x) = (2\pi)^{-1/2}e^{-\frac{(x-1)^2}{2}}$ for all k and t and $\pi_\infty = 0.2$, and $\pi_t = (t+2)!/(2t!) \cdot 0.8 \cdot (0.1)^3(0.9)^t$ for $t \geq 0$. In addition, we set $K = 100$ and consider the risk process $R_t = \text{LFNR}_t$ (see Example 3) and the utility process $U_t = \text{IRL}_t$ (see Example 5).

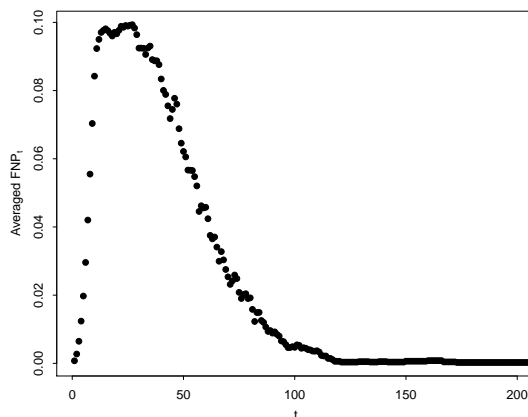


Figure 7: FNP_t averaged over a Monte Carlo simulation with 1000 replications at $K = 100$

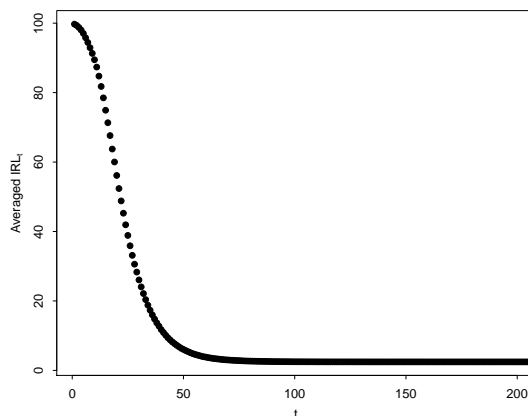


Figure 8: IRL_t averaged over 1000 Monte Carlo simulations at $K = 100$

We plot the averaged risk measure FNP_t and the averaged utility measure of the proposed

method δ_S defined in Algorithm 4 in Figures 7 and 8 based on a Monte Carlo simulation with 1000 replications. From Figure 7 we can see that the averaged FNP_t is below 0.1 with a peak at around $t = 27$, which is consistent with Proposition 3. From Figure 8 we can see that IRL_t is decreasing to 0 as t increases.

B Proof of Results in Section 3

Proof of Proposition 1. According to the second and third lines of Algorithm 1, S_{t+1} output by Algorithm 1 belongs to the set $\{S : \gamma_S \leq \alpha \text{ and } S \subset S_t\}$. Thus, $R_t = r_t(\{W_{k,t}\}_{k \in S_t}, S_t, S_{t+1}) = \gamma_{S_{t+1}} \leq \alpha$. \square

Proof of Proposition 2. For each t , S_{t+1} is obtained through Algorithm 1. Thus, $R_t(\delta_P) \leq \alpha$ a.s. for all $t \in \mathbb{Z}_+$, according to Proposition 1. This implies $\delta_P \in \mathcal{D}_\alpha$. \square

Proof of Proposition 3. Under Assumption 1, S_{t+1} is obtained by Algorithm 3 satisfies $R_t = r_t(\{W_{k,t}\}_{k \in S_t}, S_t, S_{t+1})$. According to the third and fourth lines of Algorithm 3, it satisfies $R_t = r_t(\{W_{k,t}\}_{k \in S_t}, S_t, S_{t+1}) \leq \alpha$. Thus, $\delta_S \in \mathcal{D}_\alpha$. \square

C Proof of Results in Section 4.1

Proof of Theorem 1. First, we know that $\delta_P \in \mathcal{D}_\alpha$ according to Proposition 2.

Next, we compare the proposed sequential decision $\delta_P = (d_1^*, d_2^*, \dots, d_t^*, \dots)$ with an arbitrary sequential decision $\delta = (d_1, d_2, \dots, d_t, \dots) \in \mathcal{D}_\alpha$ satisfying $d_s = d_s^*$, for $s = 1, \dots, t-1$. Let $\{S_t^*\}_{t \in \mathbb{Z}_+}$ be the index set of active streams following δ_P at all time points, and S_{t+1} be the set selected by δ at time $t+1$. Note that both δ_P and δ select S_1^*, \dots, S_t^* as the index sets at time $1, \dots, t$, according to the assumption that $d_s = d_s^*$ for $s = 1, \dots, t-1$.

According to the second and third line of Algorithm 1, S_{t+1}^* satisfies $u_t(\{W_{k,t}\}_{k \in S_t^*}, S_t^*, S_{t+1}^*) = \max_{S \subset S_t^*} u_t(\{W_{k,t}\}_{k \in S_t^*}, S_t^*, S)$ subject to $\gamma_S \leq \alpha$. Because $\delta \in \mathcal{D}_\alpha$, and the index set selected by δ and δ_P at time t are both S_t^* , we have $R_t(\delta) = \gamma_{S_{t+1}} \leq \alpha$ a.s. This further implies

$u_t(\{W_{k,t}\}_{k \in S_t^*}, S_t^*, S_{t+1}^*) \geq u_t(\{W_{k,t}\}_{k \in S_t^*}, S_t^*, S_{t+1})$. That is, $U_t(\delta_P) \geq U_t(\delta)$. The proof is completed by taking expectation on both sides. \square

Proof of Theorem 2. First, according to Theorem 1, the sequential decision δ_P obtained from Algorithm 2 is locally optimal. Thus, to show δ_S obtained from Algorithm 4 is also locally optimal, it suffices to show that δ_S is a special case of δ_P under Assumption 2. Let $\{S_t^*\}_{t \in \mathbb{Z}_+}$ be the index set of active streams following the decision δ_S at every time. For each t , it is sufficient to show that $S_{t+1}^* = \{k_1, \dots, k_{n^*}\}$ obtained in the forth line of Algorithm 3 also solves the optimization problem in the third line of Algorithm 1. To see this, it is sufficient to show

$$u_t(\{W_{k,t}\}_{k \in S_{t+1}^*}, S_t^*, S_{t+1}^*) \leq u_t(\{W_{k,t}\}_{k \in S_t^*}, S_t^*, S_{t+1}^*) \quad (39)$$

for any set $S_{t+1} \subset S_t$ satisfying $\gamma_{S_{t+1}} \leq \alpha$.

Recall that $k_1, \dots, k_{|S_t^*|}$ are chosen so that $W_{k_1,t} \leq \dots \leq W_{k_{|S_t^*|},t}$. We discuss two cases: $S_{t+1} = \{k_1, \dots, k_n\}$ for some $n \in \{0, \dots, |S_t^*|\}$; and $S_{t+1} \neq \{k_1, \dots, k_n\}$ for all n . In what follows, we show that (39) holds for both cases.

Case 1: $S_{t+1} = \{k_1, \dots, k_n\}$ for some $n \in \{0, \dots, |S_t^*|\}$.

In this case, $\gamma_n = r_t(\{W_{k,t}\}_{k \in S_t^*}, S_t^*, \{k_1, \dots, k_n\}) \leq \alpha$. Recall that n^* obtained in the forth line of Algorithm 3 satisfies $\mu_{n^*} = \max_{n': \gamma_{n'} \leq \alpha} \mu_{n'}$. Thus, $\mu_{n^*} \geq \mu_n$. We complete the proof of (39) in Case 1 by recalling that $\mu_{n^*} = u_t(\{W_{k,t}\}_{k \in S_t^*}, S_t^*, S_{t+1}^*)$ and $\mu_n = u_t(\{W_{k,t}\}_{k \in S_t^*}, S_t^*, S_{t+1})$.

Case 2: $S_{t+1} \neq \{k_1, \dots, k_n\}$ for all n .

Let $n = |S_{t+1}|$. In this case, there exists $h \in \{0, \dots, n\}$ and $2 \leq j_1 < j_2 < \dots < j_{n-h}$ such that $S_{t+1} = \{k_1, \dots, k_h, k_{h+j_1}, k_{h+j_2}, \dots, k_{h+j_{n-h}}\}$ (we set $k_0 = 0$ for the ease of presentation).

Note that $W_{k_{h+j_1}} \geq W_{k_{h+1}}$, $k_{h+j_1} \in S_{t+1}$, and $k_{h+1} \notin S_{t+1}$. According to Assumption 2,

we have

$$\begin{aligned}
& r_t(\{W_{k,t}\}_{k \in S_t^*}, S_t^*, S_{t+1}) \\
& \geq r_t(\{W_{k,t}\}_{k \in S_t^*}, S_t^*, S_{t+1} \setminus \{k_{h+j_1}\} \cup \{k_{h+1}\}) \\
& = r_t(\{W_{k,t}\}_{k \in S_t^*}, S_t^*, \{k_1, \dots, k_{h+1}, k_{h+1+j_2}, \dots, k_{h+j_{n-h}}\}).
\end{aligned} \tag{40}$$

That is, the risk evaluated at $\{k_1, \dots, k_{h+1}, k_{h+j_2}, \dots, k_{h+j_{n-h}}\}$ is no greater than at $\{k_1, \dots, k_h, k_{h+j_1}, \dots, k_{h+j_{n-h}}\}$.

With similar arguments, we have

$$\begin{aligned}
& r_t(\{W_{k,t}\}_{k \in S_t^*}, S_t^*, \{k_1, \dots, k_{h+1}, k_{h+j_2}, \dots, k_{h+j_{n-h}}\}) \\
& \geq \dots \\
& \geq r_t(\{W_{k,t}\}_{k \in S_t^*}, S_t^*, \{k_1, \dots, k_n\}).
\end{aligned} \tag{41}$$

Combining (40) and (41), we obtain

$$r_t(\{W_{k,t}\}_{k \in S_t^*}, S_t^*, S_{t+1}) \geq r_t(\{W_{k,t}\}_{k \in S_t^*}, S_t^*, \{k_1, \dots, k_n\}). \tag{42}$$

Recall that $r_t(\{W_{k,t}\}_{k \in S_t^*}, S_t^*, S_{t+1}) \leq \alpha$. Thus, the above inequality also implies

$$\gamma_n = r_t(\{W_{k,t}\}_{k \in S_t^*}, S_t^*, \{k_1, \dots, k_n\}) \leq \alpha. \tag{43}$$

Next, we consider $u_t(\{W_{k,t}\}_{k \in S_t^*}, S_t^*, S_{t+1})$. By replacing r_t with u_t and ‘ \geq ’ with ‘ \leq ’ in (40) – (42), we obtain $u_t(\{W_{k,t}\}_{k \in S_t^*}, S_t^*, S_{t+1}) \leq u_t(\{W_{k,t}\}_{k \in S_t^*}, S_t^*, \{k_1, \dots, k_n\})$ under Assumption 2. This implies $u_t(\{W_{k,t}\}_{k \in S_t^*}, S_t^*, S_{t+1}) \leq \mu_n$. According to equation (43) and the proof in Case 1, we have $\mu_n \leq \mu_{n^*} = u_t(\{W_{k,t}\}_{k \in S_t^*}, S_t^*, S_{t+1}^*)$. Combining these inequalities, we obtain (39). \square

Proof of Corollary 1. We start with the proof of the first statement of the corollary. According to (7) – (22), we have $\text{LFWER}_t = \text{GLFWER}_t = \text{LFNR}_t = \text{IARL}_t = \text{IADD}_t = 0$

if $S_{t+1} = \emptyset$, and $\text{LFDR}_t = 0$ if $S_{t+1} = S_t$. In addition, according to the definition, $\text{LFWER}_t, \text{GLFWER}_t, \text{LFNR}_t$, and LFDR_t fall into the interval $[0, 1]$, and IADD_t and IARL_t belong to $[0, K]$. Thus, Assumption 1 is verified for $\alpha > 0$.

Next, we show that if $R_t \in \{\text{LFWER}_t, \text{GLFWER}_t, \text{LFNR}_t, \text{IADD}_t\}$ and $U_t \in \{\text{IARL}_t, -\text{LFDR}_t\}$ then Assumption 2 is satisfied. Without loss of generality, we assume $S_0 = [n]$, where $1 \leq n \leq K$. Also, assume $\mathbf{w} = (w_1, \dots, w_n) \in [0, 1]^n$, $S \subset [n]$, $i \in S, j \in [n] \setminus S$, and $w_i \geq w_j$. We consider different choices of R_t and U_t below.

If $R_t = \text{GLFWER}_t$, we apply the next lemma, whose proof is postponed to Appendix D on page 65.

Lemma 1. For $\mathbf{u} = (u_1, \dots, u_p), \mathbf{v} = (v_1, \dots, v_p) \in [0, 1]^p$, then

$$1 - \sum_{l=0}^{m-1} \sum_{\substack{I \subset \langle p \rangle \\ |I|=l}} \left(\prod_{q \in I} u_q \right) \prod_{k \in \langle p \rangle \setminus I} (1 - u_k) \leq 1 - \sum_{l=0}^{m-1} \sum_{\substack{I \subset \langle p \rangle \\ |I|=l}} \left(\prod_{q \in I} v_q \right) \prod_{k \in \langle p \rangle \setminus I} (1 - v_k)$$

if $0 \leq u_k \leq v_k \leq 1$ for all $k \in \langle p \rangle$.

We apply the above lemma with $\mathbf{u} = (w_k)_{k \in S} = (u_1, \dots, u_{|S|})$, and $\mathbf{v} = (w_k)_{k \in (S \setminus \{i\}) \cup \{j\}} = (v_1, \dots, v_{|S|})$. Since $0 \leq u_r \leq v_r \leq 1$ for all $r \in [|S|]$, we obtain

$$1 - \sum_{l=0}^{m-1} \sum_{\substack{I \subset [|S|] \\ |I|=l}} \left(\prod_{q \in I} u_q \right) \prod_{k \in [|S|] \setminus I} (1 - u_k) \leq 1 - \sum_{l=0}^{m-1} \sum_{\substack{I \subset [|S|] \\ |I|=l}} \left(\prod_{q \in I} v_q \right) \prod_{k \in [|S|] \setminus I} (1 - v_k).$$

It follows that $r_t(\mathbf{w}, [n], S) = 1 - \sum_{l=0}^{m-1} \sum_{\substack{I \subset S \\ |I|=l}} \left(\prod_{q \in I} w_q \right) \prod_{k \in S \setminus I} (1 - w_k) \geq 1 - \sum_{l=0}^{m-1} \sum_{\substack{I \subset (S \setminus \{i\}) \cup \{j\} \\ |I|=l}} \left(\prod_{q \in I} w_q \right) \prod_{k \in (S \setminus \{i\}) \cup \{j\} \setminus I} (1 - w_k) = r_t(\mathbf{w}, [n], (S \setminus \{i\}) \cup \{j\})$.

If $R_t = \text{LFNR}_t$, we have $r_t(\mathbf{w}, [n], (S \setminus \{i\}) \cup \{j\}) = \frac{\sum_{k \in (S \setminus \{i\}) \cup \{j\}} w_k}{|S \setminus \{i\}|} = \frac{\sum_{k \in S} w_k + w_i - w_j}{|S \setminus \{i\}|} \leq \frac{\sum_{k \in S} w_k}{|S \setminus \{i\}|} = r_t(\mathbf{w}, [n], S)$.

If $R_t = \text{IADD}_t$, we have $r_t(\mathbf{w}, [n], S) = \sum_{k \in S} w_k = \sum_{k \in (S \setminus \{i\}) \cup \{j\}} w_k + w_i - w_j \geq \sum_{k \in (S \setminus \{i\}) \cup \{j\}} w_k = r_t(\mathbf{w}, [n], (S \setminus \{i\}) \cup \{j\})$.

If $U_t = \text{IARL}_t$, then $u_t(\mathbf{w}, [n], S) = \sum_{k \in S} \{1 - g(w_k)\} = \sum_{k \in (S \setminus \{i\}) \cup \{j\}} \{1 - g(w_k)\} -$

$g(w_i) + g(w_j) \leq \sum_{k \in (S \setminus \{i\}) \cup \{j\}} \{1 - g(w_k)\} = u_t(\mathbf{w}, [n], (S \setminus \{i\}) \cup \{j\})$, where we used the fact that $g(w_i) \geq g(w_j)$.

If $U_t = -\text{LFDR}_t$, then $u_t(\mathbf{w}, [n], S) = -(|[n] \setminus S| \vee 1)^{-1} \sum_{k \in [n] \setminus S} (1 - w_k) = -(|[n] \setminus S| \vee 1)^{-1} \sum_{k \in [n] \setminus (S \setminus \{i\} \cup \{j\})} (1 - w_k) + w_i - w_j \leq -(|[n] \setminus S| \vee 1)^{-1} \sum_{k \in [n] \setminus (S \setminus \{i\} \cup \{j\})} (1 - w_k) = u_t(\mathbf{w}, [n], (S \setminus \{i\}) \cup \{j\})$.

Since LFWER_t is a special case of GLFWER_t where $m = 1$ in Example 2, if $R_t = \text{LFWER}_t$, we also have $r_t(\mathbf{w}, [n], S) \leq r_t(\mathbf{w}, [n], (S \setminus \{i\}) \cup \{j\})$. The proof for the other set of R_t and U_t can be obtained similarly by flipping their signs. We omit the repetitive details. \square

D Proof of Results in Section 4.2

D.1 Proof sketch for Theorem 3

The proof of Theorem 3 is involved. In this section, we provide a high level summary of steps in proving Theorem 3 and an overview of the supporting lemmas in Appendix D.2–D.4. We will wrap up these supporting results and provide the proof of Theorem 3 in Appendix D.5.

In Appendix D.2, we define a special partial order relationship ‘ \preceq ’ over the space $\mathcal{S}_o = \cup_{k=1}^K \{(v_1, \dots, v_k) : 0 \leq v_1 \leq \dots \leq v_k \leq 1\} \cup \{\emptyset\}$ so that one can compare vectors in \mathcal{S}_o even when they have different dimensions. We also study monotone functions in terms of this special partial order relation. It turns out that the concepts of ‘entrywise monotonicity’ and ‘appending monotonicity’ (defined in Definitions 3 and 4) of functions are closely related to their monotonicity in terms of the partial order ‘ \preceq ’. In particular, we show that the utility function $\tilde{u}_t(\cdot)$ is a decreasing function over \mathcal{S}_o . See Lemma 3 for more details.

Let δ^* denotes the proposed method. Heuristically, if we could argue that $[W_{S_t^{\delta^*}, t}^{\delta^*}] \preceq [W_{S_t^\delta, t}^\delta]$ for all decision $\delta \in \mathcal{D}_\alpha$ all t , then Theorem 3 is proved by combining this with the assumption $U_t(\delta) = \tilde{u}_t([W_{S_{t+1}^\delta, t}^\delta])$ and that $\tilde{u}_t(\cdot)$ is decreasing. However, this statement does not hold almost surely for the stochastic processes $[W_{S_t^{\delta^*}, t}^{\delta^*}]$ and $[W_{S_t^\delta, t}^\delta]$. Instead, we show

this stochastic version of this statement using concepts such as *stochastic ordering*. That is $\mathbb{E}(g([W_{S_t^{\delta^*}, t}^{\delta^*}])) \leq \mathbb{E}(g([W_{S_t^\delta, t}^\delta]))$ for any increasing functions over \mathcal{S}_o . The main analysis is carried out through induction using supporting lemma developed in Appendix D.3 and Appendix D.4.

In particular, in Appendix D.3, we study the monotonicity (in terms of the partial order ‘ \preceq ’) of the proposed one-step selection rule. We show that the proposed decision induces a monotone mapping over \mathcal{S}_o (Lemma 7). We also show that the order statistic of the posterior probability of the remaining stream will become larger by following decisions other than the proposed one (Lemma 6). Roughly, these result suggests that proposed method tends to make $[W_{S_t, t}]$ ‘smaller’ at the ‘current time’, when compared with other methods. In Appendix D.4, we show several stochastic ordering results regarding the process $[W_{S_t, t}]$ following different decisions. In particular, Lemma 13 states that $[W_{S_{t+s}, t+s}]$ is stochastically increasing in $[W_{S_t, t}]$ following the proposed method. Lemma 12 states that $[W_{S_{t+1}, t+1}]$ becomes ‘stochastically larger’ if we follow another method that also controls the risk for one step, when compared with the proposed method.

We note that the proof of the results in Appendix D.4 follows similar ideas of that in [13] with the following main differences. First, [13] only allows geometric priors and time-homogeneous pre-/post- change distributions, which leads to homogeneous Markov chains $\{W_{k,t}\}_{t \geq 0}$ for different k . Under the current settings, we allow a general class of prior distributions and time-heterogeneous of pre/post-change distributions. As a result, $\{W_{k,t}\}_{t \geq 0}$ are still Markov chains for different k , but their transition kernels will be time-heterogeneous. Second, [13] only considers the risk measure LFNR while we need to take care of a range of more complicated risk and utility functions. To address the additional challenges, we leverage results in Appendix D.2 and D.3 to perform detailed analysis on the risk and utility processes.

D.2 Partial order spaces and monotone mapping

In this section, we first introduce the classic definition of partial order spaces, then define a partial order relation over the space \mathcal{S}_o . After that, we provide several useful supporting lemmas connecting the proposed sequential decision with processes over \mathcal{S}_o .

Definition 5. *A partially ordered space (or pospace) (\mathcal{S}, \preceq) is a topological space \mathcal{S} with a closed partial order \preceq . That is, ' \preceq ' satisfies 1) $\mathbf{u} \preceq \mathbf{u}$ for all $\mathbf{u} \in \mathcal{S}_o$; 2) $\mathbf{u} \preceq \mathbf{v}$ and $\mathbf{v} \preceq \mathbf{u}$ implies that $\mathbf{u} = \mathbf{v}$; 3) $\mathbf{u} \preceq \mathbf{v}$ and $\mathbf{v} \preceq \mathbf{w}$ imply that $\mathbf{u} \preceq \mathbf{w}$, and the set $\{(\mathbf{u}, \mathbf{v}) \in \mathcal{S}_o^2 : \mathbf{u} \preceq \mathbf{v}\}$ is a closed set.*

Recall \mathcal{S}_o is defined as

$$\bigcup_{k=1}^K \{(v_1, \dots, v_k) : 0 \leq v_1 \leq \dots \leq v_k \leq 1\} \cup \{\emptyset\},$$

where \emptyset denotes the vector with zero dimension. The elements in \mathcal{S}_o are order statistics of elements in the following space \mathcal{S}_u .

$$\mathcal{S}_u = \bigcup_{k=1}^K [0, 1]^k \cup \{\emptyset\}.$$

It is easy to verify that for $\mathbf{u} \in \mathcal{S}_u$, $[\mathbf{u}] \in \mathcal{S}_o$, and $[\mathbf{u}] = \mathbf{u}$ for any $\mathbf{u} \in \mathcal{S}_o$.

We define a partial order relation over \mathcal{S}_o . Let the function $\dim(\cdot)$ denote the dimension of a vector.

Definition 6. *For $\mathbf{u} = (u_1, \dots, u_{\dim(\mathbf{u})})$, $\mathbf{v} = (v_1, \dots, v_{\dim(\mathbf{v})}) \in \mathcal{S}_o$, $\mathbf{u} \preceq \mathbf{v}$ if $\dim(\mathbf{u}) \geq \dim(\mathbf{v})$ and $u_i \leq v_i$ for $i = 1, \dots, \dim(\mathbf{v})$. In addition, $\mathbf{u} \preceq \emptyset$ for all $\mathbf{u} \in \mathcal{S}_o$.*

The next lemma states that (\mathcal{S}_o, \preceq) is a polished partial order space.

Lemma 2 (Lemma F.1 in [13]). *(\mathcal{S}_o, \preceq) is a partially ordered polish space equipped with a closed partial order \preceq .*

Next, we present the definition for monotone functions mapping from a partial order space to another one.

Definition 7. Let $(\mathcal{S}_1, \preceq_{\mathcal{S}_1})$ and $(\mathcal{S}_2, \preceq_{\mathcal{S}_2})$ be two partially ordered polish spaces. For a function $f : \mathcal{S}_1 \rightarrow \mathcal{S}_2$, f is said to be increasing if $f(\mathbf{u}) \preceq_{\mathcal{S}_2} f(\mathbf{v})$ for all $\mathbf{u}, \mathbf{v} \in \mathcal{S}_1$ satisfying $\mathbf{u} \preceq_{\mathcal{S}_1} \mathbf{v}$. In addition, a function f is said to be decreasing if $-f$ is increasing.

In particular, a function $f : \mathcal{S}_o \rightarrow \mathbb{R}$ is said to be increasing, if $f(\mathbf{u}) \leq f(\mathbf{v})$ for all $\mathbf{u} \preceq \mathbf{v}$, where ' \leq ' refers to the typical 'smaller or equal' relation over real numbers; a function $g : \mathcal{S}_o \rightarrow \mathcal{S}_o$ is said to be increasing, if $g(\mathbf{u}) \preceq g(\mathbf{v})$ for all $\mathbf{u} \preceq \mathbf{v}$.

The next lemma presents the connection between monotone functions with respect to the partial order \preceq and its entrywise and appending monotonicity.

Lemma 3. If a function $f : \mathcal{S}_o \rightarrow \mathbb{R}$ is entrywise decreasing and appending increasing, then f is decreasing with respect to the partial order relation ' \preceq '. In particular, the utility function $\tilde{u}_t(\cdot)$ is a decreasing function over \mathcal{S}_o in terms of ' \preceq '.

Proof. For $\mathbf{u} \preceq \mathbf{v}$ with $\mathbf{u}, \mathbf{v} \in \mathcal{S}_o$, there are two cases: 1) $\dim(\mathbf{u}) = \dim(\mathbf{v})$ and $u_i \leq v_i$ for $i = 1, \dots, \dim(\mathbf{u})$; and 2) $\dim(\mathbf{u}) \geq \dim(\mathbf{v})$ and $u_i \leq v_i$ for $i = 1, \dots, \dim(\mathbf{v})$. For the first case, $f(\mathbf{u}) \geq f(\mathbf{v})$ because f is entrywise decreasing. For the second case, $f(u_1, \dots, u_{\dim(\mathbf{v})}) \geq f(\mathbf{v})$ because f is entrywise increasing. In addition, since f is appending decreasing, $f(\mathbf{u}) \geq f(u_1, \dots, u_{\dim(\mathbf{v})})$. Combining these two inequalities, we arrive at $f(\mathbf{u}) \geq f(\mathbf{v})$. \square

D.3 Property of the one-step selection rule in Algorithm 3

Recall that $R_t = \tilde{r}_t([W_{\mathcal{S}_{t+1}, t}])$ in Assumption 3. We define two related maps $I_t : \mathcal{S}_o \rightarrow \{0, \dots, K\}$ and $J_t : \mathcal{S}_o \rightarrow \mathcal{S}_o$ below. For any $\mathbf{u} = (u_1, \dots, u_{\dim(\mathbf{u})}) \in \mathcal{S}_o$, if $\dim(\mathbf{u}) = 0$, we define $I_t(\mathbf{u}) = 0$, otherwise we define $I_t(\mathbf{u})$ as

$$I_t(\mathbf{u}) = \sup\{n \in \{0, \dots, \dim(\mathbf{u})\} : \tilde{r}_t(\{u_i\}_{i=1}^n) \leq \alpha\}, \quad (44)$$

and

$$J_t(\mathbf{u}) = \begin{cases} (u_1, \dots, u_{I_t(\mathbf{u})}) & \text{if } I_t(\mathbf{u}) \geq 1 \\ \emptyset & \text{otherwise .} \end{cases} \quad (45)$$

I_t in (44) is well-defined, thanks to the following lemma.

Lemma 4. *Under Assumptions 1 and 3, $\tilde{r}_t(\emptyset) \leq \alpha$.*

Proof. Under Assumption 3, $r_t(\{W_{k,t}\}_{k \in S_t}, S_t, \emptyset) = \tilde{r}_t(\emptyset)$ and $r_t(\{W_{k,t}\}_{k \in S_t}, S_t, S_t) = \tilde{r}_t([\{W_{k,t}\}_{k \in S_t}])$. Again by Assumption 3, \tilde{r}_t is appending increasing, thus, $\tilde{r}_t(\emptyset) \leq \tilde{r}_t([\{W_{k,t}\}_{k \in S_t}])$. It follows that $\min_{S \in \{\emptyset, S_t\}} r_t(\{W_{k,t}\}_{k \in S_t}, S_t, S) = \tilde{r}_t(\emptyset)$. Hence, Assumption 1 implies that $\tilde{r}_t(\emptyset) \leq \alpha$. \square

Next, we show the connection between the maps I_t and J_t and Algorithm 3.

Lemma 5. *Under Assumptions 1, 3, and 4, if we input $W_{S_t,t} = \mathbf{u}$ and an arbitrary index set S_t satisfying $|S_t| = \dim(\mathbf{u})$ in Algorithm 3, then the selected S_{t+1} satisfies*

$$|S_{t+1}| = I_t([\mathbf{u}]) \text{ and } [W_{S_{t+1},t}] = J_t([\mathbf{u}]) \quad (46)$$

Proof. We first show that μ_n defined in line 3–4 of Algorithm 3 is non-decreasing in n . Recall that, $\mu_n = \tilde{u}_t([W_{k,t}]_{k \in \{k_i\}_{i=1}^n}) = \tilde{u}_t([\mathbf{u}]_1, \dots, [\mathbf{u}]_n)$ for $n = 1, \dots, |S_t|$, and $\mu_0 = \tilde{u}_t(\emptyset)$, where $[\mathbf{u}]_k$ denotes the k th element of the order statistics $[\mathbf{u}]$. According to Assumption 4, \tilde{u}_t is appending increasing. Thus, $\mu_0 \leq \mu_1 \leq \dots \leq \mu_{|S_t|}$.

Next, we show that $|S_{t+1}| = I_t([\mathbf{u}])$. Recall that $S_{t+1} = \{k_1, \dots, k_{n^*}\}$ if $n^* \geq 1$ and $S_{t+1} = \emptyset$ if $n^* = 0$ from the line 5 in Algorithm 3, where k_1, \dots, k_{n^*} satisfy $W_{k_1,t} \leq W_{k_2,t} \leq \dots \leq W_{k_{n^*},t}$ and are obtained in the line 2 of Algorithm 3.

Let $n^{**} = I_t([\mathbf{u}])$. Comparing S_{t+1} output by Algorithm 3 and the definition of I_t , we have $n^* \leq n^{**}$. On the other hand, we have $\mu_{n^*} \geq \mu_{n^{**}}$ according to lines 3–4 of Algorithm 3. Because μ_n is non-decreasing in n , this implies $n^* \geq n^{**}$ or ($\mu_{n^*} = \mu_{n^{**}}$ and $n^* < n^{**}$). Note

that the latter case ($\mu_{n^*} = \mu_{n^{**}}$ and $n^* < n^{**}$) is not possible due to footnote 3. Thus, $n^* \geq n^{**}$ and, consequently, $|S_{t+1}| = I_t([\mathbf{u}])$.

The second equation in (46) holds due to the definition of J_t and lines 2 and 5 in Algorithm 3. □

The following lemma compares the posterior probability associated with the proposed sequential decision rule and that of another sequential rule so that the risk process is controlled at the desired level.

Lemma 6. *Let $\mathbf{u} = (u_1, \dots, u_m) \in \mathcal{S}_u$. Under Assumptions 1, 3, and 4, if $\{k_1, \dots, k_l\} \subset \{1, \dots, m\}$ satisfies $\tilde{r}_t([\mathbf{u}']) \leq \alpha$ for $\mathbf{u}' = (u_{k_1}, \dots, u_{k_l})$ and $l \geq 1$, then $J_t([\mathbf{u}]) \preceq [\mathbf{u}']$. In addition, if $J_t([\mathbf{u}]) = \emptyset$, then no nonempty $\mathbf{u}' = (u_i)_{i \in A} \in \mathcal{S}_u$ with $A \subset \{1, \dots, m\}$ such that $\tilde{r}_t([\mathbf{u}']) \leq \alpha$.*

Proof. We first show the ‘‘In addition’’ part by contradiction. Suppose there exists $\mathbf{u}' = (u_{k_1}, \dots, u_{k_l}) \in \mathcal{S}_u$ ($l \geq 1$) such that $\{k_1, \dots, k_l\} \subset \{1, \dots, m\}$ and $\tilde{r}_t([\mathbf{u}']) \leq \alpha$. Because $[\mathbf{u}]$ is the order statistic of \mathbf{u} , $[\mathbf{u}]_i \leq [\mathbf{u}']_i$ for $i = 1, \dots, l$. Combining this with the assumption that \tilde{r}_t is entrywise increasing, we arrive at $\tilde{r}_t([\mathbf{u}]_1, \dots, [\mathbf{u}]_l) \leq \tilde{r}_t([\mathbf{u}']) \leq \alpha$. This implies $I_t([\mathbf{u}]) \geq l$, which contradicts with $J_t([\mathbf{u}]) = \emptyset$.

For the first part of the lemma, for any $\mathbf{u}' = (u_{k_1}, \dots, u_{k_l})$ with $l \geq 1$ which satisfies $\{k_1, \dots, k_l\} \subset \{1, \dots, m\}$ and $\tilde{r}_t([\mathbf{u}']) \leq \alpha$, to show $J_t([\mathbf{u}]) \preceq [\mathbf{u}']$, it suffices to show $I_t(\mathbf{u}) \geq l$ and $[\mathbf{u}]_i \leq u_{k_i}$ for $i = 1, \dots, l$. Similar to the previous arguments, since $[\mathbf{u}]_i \leq [\mathbf{u}']_i$ for $i = 1, \dots, l$, and the function \tilde{r}_t is entrywise increasing, $\tilde{r}_t([\mathbf{u}]_1, \dots, [\mathbf{u}]_l) \leq \tilde{r}_t([\mathbf{u}']) \leq \alpha$, which implies $I_t([\mathbf{u}]) \geq l$. □

Lemma 7. *Under Assumptions 1, 3, and 4, the mapping $J_t(\mathbf{u})$ is increasing in \mathbf{u} with respect to the partial order relation ‘ \preceq ’. That is, for any $\mathbf{u} \preceq \mathbf{v} \in \mathcal{S}_o$, $J_t(\mathbf{u}) \preceq J_t(\mathbf{v})$.*

Proof. If $\mathbf{v} = \emptyset$, then $J_t(\mathbf{v}) = \emptyset$. It follows that $J_t(\mathbf{u}) \preceq \emptyset = J_t(\mathbf{v})$. We then assume $\mathbf{v} \neq \emptyset$ in the rest of the proof. Assume $\mathbf{v} = (v_1, \dots, v_{\dim(\mathbf{v})})$, $\dim(\mathbf{v}) \geq 1$ and $\mathbf{u} \preceq \mathbf{v}$.

Recall that $J_t(\mathbf{u}) = (u_1, \dots, u_{I_t(\mathbf{u})})$ and $J_t(\mathbf{v}) = (v_1, \dots, v_{I_t(\mathbf{v})})$, it is sufficient to show $I_t(\mathbf{u}) \geq I_t(\mathbf{v})$ and $u_i \leq v_i$ for $i = 1, \dots, I_t(\mathbf{v})$.

According to the definition of the partial order relation, $\dim(\mathbf{u}) \geq \dim(\mathbf{v})$ and $u_i \geq v_i$ for $i = 1, 2, \dots, \dim(\mathbf{v})$. Also note that $I_t(\mathbf{v}) \leq \dim(\mathbf{v})$. This implies that $I_t(\mathbf{v}) \leq \dim(\mathbf{u})$ and $u_i \leq v_i$ for $i = 1, 2, \dots, I_t(\mathbf{v})$.

Next we show $I_t(\mathbf{u}) \geq I_t(\mathbf{v})$ by contradiction. If on the contrary $I_t(\mathbf{u}) < I_t(\mathbf{v})$, then $I_t(\mathbf{u}) + 1 \leq I_t(\mathbf{v}) \leq \dim(\mathbf{v})$. Since \tilde{r}_t is entrywise increasing under Assumption 3, we have

$$\tilde{r}_t((u_1, \dots, u_{I_t(\mathbf{u})+1})) \leq \tilde{r}_t((v_1, \dots, v_{I_t(\mathbf{u})+1})). \quad (47)$$

Because \tilde{r}_t is appending increasing and $I_t(\mathbf{u}) + 1 \leq I_t(\mathbf{v})$,

$$\tilde{r}_t((v_1, \dots, v_{I_t(\mathbf{u})+1})) \leq \tilde{r}_t((v_1, \dots, v_{I_t(\mathbf{v})})). \quad (48)$$

According to the definition of $I_t(\mathbf{v})$, we have $\tilde{r}_t((v_1, \dots, v_{I_t(\mathbf{v})})) \leq \alpha$. Combining this with (47) and (48), we obtain $\tilde{r}_t((u_1, \dots, u_{I_t(\mathbf{u})+1})) \leq \alpha$. This contradicts with the definition of $I_t(\mathbf{u})$. \square

D.4 Monotone coupling of stochastic processes living on \mathcal{S}_o

In this section, we first introduce the definition and classic results on stochastic dominance and coupling over a partial order space (see, e.g., [23, 26, 42] for more details). Then, we present results for several stochastic processes living on \mathcal{S}_o which are useful for comparing the proposed sequential decision with other decisions.

Definition 8. Let (\mathcal{S}, \preceq) be a partially ordered polish space. Assume X, Y are two \mathcal{S} -valued random variables. X is stochastically dominated by Y (denoted by $X \preceq_{st} Y$) if for all increasing, bounded and measurable functions $f : \mathcal{S} \rightarrow \mathbb{R}$, $\mathbb{E}(f(X)) \leq \mathbb{E}(f(Y))$.

Let $\stackrel{d}{=}$ denote that random variables on both sides have the same distribution. The next

result [26] connects coupling with stochastic ordering.

Fact 1 (Strassen's theorem for a polish pospace). *Let (\mathcal{S}, \preceq) be a polish partially ordered space, and let X and Y be \mathcal{S} -valued random variables. Then, $X \preceq_{st} Y$ if and only if there exists a coupling $(\widehat{X}, \widehat{Y})$ such that $\widehat{X} \stackrel{d}{=} X$ and $\widehat{Y} \stackrel{d}{=} Y$ and $\widehat{X} \preceq \widehat{Y}$ a.s.*

Next we introduce the ‘monotonicity’ of a Markov kernel over a pospace.

Definition 9. *Let K_1, K_2 be two transition kernels over a partially ordered polish space (\mathcal{S}, \preceq) . K_1 is said to be stochastically dominated by K_2 (denoted by or $K_1 \prec_{st} K_2$) if*

$$K_1(\mathbf{u}, \cdot) \preceq_{st} K_2(\mathbf{v}, \cdot)$$

for all $\mathbf{u} \preceq \mathbf{v}$. Moreover, if $K \prec_{st} K$, then the kernel K is said to be stochastically monotone.

Lemma 8. *The process $\{W_{k,t}\}_{t \geq 1}$ defined in (26) and (27) is a Markov chain. Moreover, if Assumption 5 holds, $\{W_{k,t}\}_{t \geq 1}$ have the same transition kernel for different $k \in \{1, \dots, K\}$. Denote by $K_t(\cdot, \cdot)$ this transition kernel of $\{W_{k,t}\}_{t \geq 1}$ at time k . Then, K_t are stochastically monotone for $t \geq 1$.*

Proof. Combining equations (26) and (27), we have a recursive formula for $W_{k,t}$

$$W_{k,t+1} = \frac{L_{k,t+1}}{L_{k,t+1} + \frac{\bar{\pi}_{t+1}}{\bar{\pi}_t} \frac{1 - W_{k,t}}{\frac{\pi_t}{\bar{\pi}_t} + (1 - \frac{\pi_t}{\bar{\pi}_t})W_{k,t}}}. \quad (49)$$

Recall that $L_{k,t+1} = q_{k,t+1}(X_{k,t+1})/p_{k,t+1}(X_{k,t+1})$. From the right-hand side of (49) we know $W_{k,t+1}$ is a function of $W_{k,t}$ and $X_{k,t+1}$. For $X_{k,t+1}$, conditioning on $W_{k,1}, W_{k,2}, \dots, W_{k,t}$, its density function is $g(W_{k,t})q_{k,t+1}(\cdot) + (1 - g(W_{k,t}))p_{k,t+1}(\cdot)$, which is determined by $W_{k,t}$. Thus, $W_{k,t+1}$ only depends on $W_{k,t}$, given $W_{k,1}, W_{k,2}, \dots, W_{k,t}$, which further implies that $\{W_{k,t}\}_{t \geq 1}$ is a Markov chain.

Next, from the above argument we know the probability density function of $X_{k,t+1}$ conditioning on $W_{k,t}$ is $g(W_{k,t})q_{k,t+1}(\cdot) + (1 - g(W_{k,t}))p_{k,t+1}(\cdot)$, which is independent of the index

k given $W_{k,t}$ under Assumption 5. This, combined with (49), implies that the conditional probability of $W_{k,t+1}$ given $W_{k,t}$ is independent of the index k . That is, all the streams share the same transition kernel $K_t(\cdot, \cdot)$. In the rest of the proof, we show that the kernels K_t are stochastically monotone, for which we extend the proof of Lemma F.9 in [13].

Under Assumption 5, $p_{k,t} = p_t$ and $q_{k,t} = q_t$ for all k for some functions p_t and q_t . We first describe a random variable $M_{t+1}(x)$, which we will see to have the distribution $K_t(x, \cdot)$. Let $\zeta_t(x) = \bar{\pi}_t^{-1}\pi_t + (1 - \bar{\pi}_t^{-1}\pi_t)x$. For $x \in (0, 1)$, first generate a random variable $Z_{t+1}(x)$ with the density $\zeta_t(x)q_{t+1}(\cdot) + (1 - \zeta_t(x))p_{t+1}(\cdot)$. and then compute $L_{t+1}(x) = q_{t+1}(Z_{t+1}(x))/p_{t+1}(Z_{t+1}(x))$ and let $M_{t+1}(x) = (L_{t+1}(x) + \frac{\bar{\pi}_{t+1}}{\bar{\pi}_t} \frac{1-x}{\frac{\pi_t}{\bar{\pi}_t} + (1-\frac{\pi_t}{\bar{\pi}_t})x})^{-1}L_{t+1}(x)$. From this generation process, we can see that $M_{t+1}(x)$ has the same distribution as $W_{k,t+1}|W_{k,t} = x$. That is, $M_{t+1}(x)$ has the density function $K_t(x, \cdot)$.

Next, to show the kernel $K_t(x, \cdot)$ is stochastically monotone, by Definition 9, it is sufficient to show $K_t(x, \cdot) \leq_{st} K_t(x', \cdot)$ for any x, x' with $0 \leq x \leq x' \leq 1$. Because $\zeta_t(x)$ is increasing in x and according to Lemma F.6 in [13], we have $L_{t+1}(x) \leq_{st} L_{t+1}(x')$. Combine this result with Fact 1, there exists a coupling $(\widehat{L}_{t+1}, \widehat{L}'_{t+1})$ such that $\widehat{L}_{t+1} \stackrel{d}{=} L_{t+1}(x)$, $\widehat{L}'_{t+1} \stackrel{d}{=} L_{t+1}(x')$ and $\widehat{L}_{t+1} \leq \widehat{L}'_{t+1}$ a.s. Let $\widehat{M}_{t+1} = (\widehat{L}_{t+1} + \frac{\bar{\pi}_{t+1}}{\bar{\pi}_t} \frac{1-x}{\frac{\pi_t}{\bar{\pi}_t} + (1-\frac{\pi_t}{\bar{\pi}_t})x})^{-1}\widehat{L}_{t+1}$ and $\widehat{M}'_{t+1} = (\widehat{L}'_{t+1} + \frac{\bar{\pi}_{t+1}}{\bar{\pi}_t} \frac{1-x'}{\frac{\pi_t}{\bar{\pi}_t} + (1-\frac{\pi_t}{\bar{\pi}_t})x'})^{-1}\widehat{L}'_{t+1}$. Then, we have $\widehat{M}_{t+1} = (\widehat{L}_{t+1} + \frac{\bar{\pi}_{t+1}}{\bar{\pi}_t} \frac{1-x}{\frac{\pi_t}{\bar{\pi}_t} + (1-\frac{\pi_t}{\bar{\pi}_t})x})^{-1}\widehat{L}_{t+1} \leq (\widehat{L}'_{t+1} + \frac{\bar{\pi}_{t+1}}{\bar{\pi}_t} \frac{1-x}{\frac{\pi_t}{\bar{\pi}_t} + (1-\frac{\pi_t}{\bar{\pi}_t})x})^{-1}\widehat{L}'_{t+1} \leq (\widehat{L}'_{t+1} + \frac{\bar{\pi}_{t+1}}{\bar{\pi}_t} \frac{1-x'}{\frac{\pi_t}{\bar{\pi}_t} + (1-\frac{\pi_t}{\bar{\pi}_t})x'})^{-1}\widehat{L}'_{t+1} = \widehat{M}'_{t+1}$ a.s. By Fact 1, this inequality implies $M_{t+1}(x) \leq_{st} M_{t+1}(x')$, which further implies $K_t(x, \cdot) \leq_{st} K_t(x', \cdot)$. \square

For the ease of presentation, let S_t^δ and H_t^δ denote the active set S_t and the historical information following the decision δ . Similarly, we let $W_{k,t}^\delta = \mathbb{P}(\tau_k < t | H_t^\delta)$ be the posterior probability for the change point to occur before time t at the k -th stream, following the decision δ . We also let $W_{S,t}^\delta = (W_{k,t}^\delta)_{k \in S}$ denote the vector of posterior probability associated with the subset $S \subset \{1, \dots, K\}$ of data streams following the decision δ .

Lemma 9. *Under Assumption 5, for any sequential decision δ , $[W_{S_{t+1}^\delta, t+1}^\delta]$ is independent of H_t^δ given $[W_{S_{t+1}^\delta, t}^\delta]$. In addition, the conditional density of $[W_{S_{t+1}^\delta, t+1}^\delta]$ at \mathbf{v} given $[W_{S_{t+1}^\delta, t}^\delta] = \mathbf{u}$*

with $\dim(\mathbf{u}) = m$ is

$$\mathbb{K}_t(\mathbf{u}, \mathbf{v}) := \begin{cases} \sum_{\pi \in \Gamma_m} \prod_{l=1}^m K_t(u_l, v_{\pi(l)}) & \text{if } \dim(\mathbf{v}) = m \geq 1 \\ 1 & \text{if } \dim(\mathbf{v}) = m = 0 \\ 0 & \text{otherwise,} \end{cases} \quad (50)$$

where Γ_m represents the set of all permutations over $[m]$. \mathbb{K}_t is a transition kernel on $\mathcal{S}_o \times \mathcal{S}_o$.

Proof. The proof follows that of Lemma F.10 in [13] by replacing the time-homogeneous kernel K in Lemma F.10 in [13] with K_t . \square

Lemma 10. *Under Assumption 5, $\mathbb{K}_t(\mathbf{u}, \cdot) \preceq_{st} \mathbb{K}_t(\mathbf{u}', \cdot)$ for $\mathbf{u}, \mathbf{u}' \in \mathcal{S}_o$ with $\mathbf{u} \preceq \mathbf{u}'$, and $t \geq 1$.*

Proof. The proof follows that of Lemma F.12 in [13] by replacing K in Lemma F.12 in [13] by K_t and replacing \mathbb{K} in Lemma F.12 in [13] with \mathbb{K}_t . \square

Next, we compare several decisions described below. Let $\delta_S = (d_1^*, d_2^*, \dots)$, be the proposed sequential decision, and $\delta = (d_1, d_2, \dots)$ be an arbitrary decision procedure. Let ψ_t be an operator over the space of sequential decisions, and for each decision δ ,

$$\psi_t \circ \delta = (d_1, d_2, \dots, d_{t-1}, d_t^*, \dots). \quad (51)$$

That is, ψ_t maps δ to another sequential decision rule which makes the same decision as δ at time $1, 2, \dots, t-1$ and switch to the proposed δ_S at time t and afterwards.

In what follows, we will compare $\psi_{t_0} \circ \delta$ and $\psi_{t_0+1} \circ \delta$ for a fixed t_0 and an arbitrary $\delta \in \mathcal{D}_\alpha$. For the ease of presentation, we write

$$\delta_1 = \psi_{t_0} \circ \delta = (d_1, d_2, \dots, d_{t_0-1}, d_{t_0}^*, \dots). \quad (52)$$

and

$$\delta_2 = \psi_{t_0+1} \circ \delta = (d_1, d_2, \dots, d_{t_0-1}, d_{t_0}, d_{t_0+1}^*, \dots). \quad (53)$$

Note that $\psi_{t_0+1} \circ \delta_1 = \delta_1$. Also, δ_2 turn to the proposed method δ_S one time unit later than δ_1 .

The next lemma provides the transition kernel for the posterior probability process following the decision δ_1 .

Lemma 11. *Under Assumptions 1, 3, 4 and 5, For any $t_0 \geq 1$ and $s \geq 0$, $[W_{S_{t_0+s+1, t_0+s+1}}^{\delta_1}]$ is conditionally independent of $H_{t_0+s}^{\delta_1}$ given $[W_{S_{t_0+s, t_0+s}}^{\delta_1}]$. In addition, the conditional density of $[W_{S_{t_0+s+1, t_0+s+1}}^{\delta_1}]$ at \mathbf{v} given $[W_{S_{t_0+s, t_0+s}}^{\delta_1}] = \mathbf{u}$ is $\tilde{\mathbb{K}}_{t_0+s}(\mathbf{u}, \mathbf{v}) := \mathbb{K}_{t_0+s}(J_{t_0+s}(\mathbf{u}), \mathbf{v})$.*

Proof. Under Assumptions 1, 3 and 4, Lemmas 5 and 9 hold. Then, the proof follows similar arguments as that of Lemma F.13 in [13] by replacing K in Lemma F.13 in [13] with K_{t_0+s} , \mathbb{K} in Lemma F.13 in [13] with \mathbb{K}_{t_0+s} , and Lemmas D.2 and D.10 in [13] with Lemmas 5 and 9, respectively. The rest of the proof is omitted to avoid repetitions. \square

The next lemma compares the decisions δ_1 and δ_2 at time t_0+1 conditional on the history up to time t_0 , where δ_1 and δ_2 are given in (52) and (53), respectively.

Lemma 12. *Let δ_1 and δ_2 be defined in (52) and (53). Then, $H_{t_0}^{\delta_1} = H_{t_0}^{\delta_2}$ a.s. Moreover, let h_{t_0} be in the support of $H_{t_0}^{\delta_1}$ and $H_{t_0}^{\delta_2}$. Then, $[W_{S_{t_0+1, t_0+1}}^{\delta_1}]$ is stochastically dominated by $[W_{S_{t_0+1, t_0+1}}^{\delta_2}]$, i.e., $[W_{S_{t_0+1, t_0+1}}^{\delta_1}] \preceq_{st} [W_{S_{t_0+1, t_0+1}}^{\delta_2}]$, conditional on $H_{t_0}^{\delta_1} = h_{t_0}$, under Assumptions 1, 3– 5.*

Proof. From the definition of δ_l and $H_t^{\delta_l}$, we have the iterative formula $S_t^{\delta_l} = d_{t-1}(H_{t-1}^{\delta_l})$ and $H_t^{\delta_l} = \{H_{t-1}^{\delta_l}, \{X_{k,t}\}_{k \in S_t^{\delta_l}}, \{S_t^{\delta_l}\}\}$ for $t = 1, \dots, t_0$ and $l = 1, 2$. Also, for $t = 1$, $S_t^{\delta_l} = \{1, \dots, K\}$. By induction, we have $H_t^{\delta_1} = H_t^{\delta_2}$ for $t = 1, \dots, t_0$. In particular, $H_{t_0}^{\delta_1} = H_{t_0}^{\delta_2}$. This proves the first part of the lemma.

We proceed to prove that $[W_{S_{t_0+1, t_0+1}}^{\delta_1}]$ is stochastically dominated by $[W_{S_{t_0+1, t_0+1}}^{\delta_2}]$ conditional on $H_{t_0}^{\delta_1} = h_{t_0}$. By Lemma 9, we can see that $[W_{S_{t_0+1, t_0+1}}^{\delta_1}]$ is independent of the history

$H_{t_0}^{\delta_1}$ given $[W_{S_{t_0+1,t_0}^{\delta_1}}]^{\delta_1} = \mathbf{u}$. Also, given the history $H_{t_0}^{\delta_1} = h_{t_0}$, $[W_{S_{t_0+1,t_0}^{\delta_1}}]^{\delta_1}$ is a deterministic function of the history h_{t_0} and the sequential decision δ_1 . Let $\mathbf{w}_{t_0+1} := [W_{S_{t_0+1,t_0}^{\delta_1}}]^{\delta_1} | H_{t_0}^{\delta_1} = h_{t_0}$. Then $[W_{S_{t_0+1,t_0+1}^{\delta_1}}]^{\delta_1} | [W_{S_{t_0+1,t_0}^{\delta_1}}]^{\delta_1} = \mathbf{w}_{t_0+1}$ has the conditional probability density $\mathbb{K}_{t_0}(\mathbf{w}_{t_0+1}, \cdot)$. Similarly, assume that $\mathbf{w}'_{t_0+1} := [W_{S_{t_0+1,t_0}^{\delta_2}}]^{\delta_2} | H_{t_0}^{\delta_2} = h_{t_0}$. Then, $[W_{S_{t_0+1,t_0+1}^{\delta_2}}]^{\delta_2} | [W_{S_{t_0+1,t_0}^{\delta_2}}]^{\delta_2} = \mathbf{w}'_{t_0+1}$ has the conditional probability density $\mathbb{K}_{t_0}(\mathbf{w}'_{t_0+1}, \cdot)$.

According to the above arguments it suffices to show $\mathbb{K}_{t_0}(\mathbf{w}_{t_0+1}, \cdot) \preceq_{st} \mathbb{K}_{t_0}(\mathbf{w}'_{t_0+1}, \cdot)$ to prove the lemma. According to Assumption 5 and Lemma 10, it suffices to show that $\mathbf{w}_{t_0+1} \preceq \mathbf{w}'_{t_0+1}$. Next we compare \mathbf{w}_{t_0+1} and \mathbf{w}'_{t_0+1} under two cases: $\mathbf{w}'_{t_0+1} = \emptyset$ and $\mathbf{w}'_{t_0+1} \neq \emptyset$. If $\mathbf{w}'_{t_0+1} = \emptyset$, then $\mathbf{w}_{t_0+1} \preceq \emptyset = \mathbf{w}'_{t_0+1}$ holds due to the definition of the partial order. If $\mathbf{w}'_{t_0+1} \neq \emptyset$, since given the history $H_{t_0}^{\delta_1} = h_{t_0}$, $[W_{S_{t_0+1,t_0}^{\delta_1}}]^{\delta_1}$ is a deterministic function of the history h_{t_0} , let \mathbf{w}_{t_0} denote $[W_{S_{t_0,t_0}^{\delta_1}}]^{\delta_1} | H_{t_0}^{\delta_1} = h_{t_0}$. According to Lemma 5, $\mathbf{w}_{t_0+1} = J_{t_0}(\mathbf{w}_{t_0})$. By Lemma 6, we have $\mathbf{w}_{t_0+1} \preceq \mathbf{w}'_{t_0+1}$.

□

The above Lemma 12 shows that the decision δ_1 can select streams with ‘smaller’ posterior probabilities and the order statistics of these posterior probabilities remains ‘stochastically smaller’ one time unit further.

Specifically, given the history at t_0 , at time $t_0 + 1$, the ordered posterior probabilities of the remaining stream are “stochastically smaller” following δ_1 when compared with that of δ_2 . Next, we provide results on combining comparison results on consecutive time points. We need the following result concerning the composition of stochastic monotone transition kernels, which is a corollary of Proposition 1 in [23].

Fact 2 (Strassen’s theorem for Markov chains over a polish pospace). *Assume $\{X_t\}_{t \geq 0}$ and $\{Y_t\}_{t \geq 0}$ are two Markov chains over a partially ordered pospace (\mathcal{S}, \preceq) . Denote by $\{\mathbb{K}_{X,t}\}_{t \geq 0}$ and $\{\mathbb{K}_{Y,t}\}_{t \geq 0}$ their transition kernels respectively.*

Assume that $\mathbb{K}_{X,t} \prec_{st} \mathbb{K}_{Y,t}$ for all $t \geq 0$, where ‘ \prec_{st} ’ is defined in Definition 9. and let

$$\mathbb{K}_{X,0:n} := \mathbb{K}_{X,0} \circ \mathbb{K}_{X,1} \circ \cdots \circ \mathbb{K}_{X,n},$$

$$\mathbb{K}_{Y,0:n} := \mathbb{K}_{Y,0} \circ \mathbb{K}_{Y,1} \circ \cdots \circ \mathbb{K}_{Y,n},$$

where \circ denotes the composition of Markov kernels (see, e.g., [21] for the definition of composition of Markov kernels).

Then, for all $n \geq 0$, $\mathbb{K}_{X,0:n} \prec_{st} \mathbb{K}_{Y,0:n}$.

Next, we will show for any sequential decision δ and $t_0 \geq 1$, the transition kernel of the conditional distribution of $[W_{S_{t_0+s}^{\psi_{t_0} \circ \delta}, t_0+s}]$ given $[W_{S_{t_0}^{\psi_{t_0} \circ \delta}, t_0}]$ is stochastically monotone for all $s \geq 0$.

Lemma 13. *Under Assumptions 1, 3, 4 and 5, For any sequential decision δ , $t_0 \geq 1$, and any bounded, decreasing and measurable function $f : \mathcal{S}_o \rightarrow \mathbb{R}$, the function*

$$\mathbb{E} \left[f \left([W_{S_{t_0+s}^{\psi_{t_0} \circ \delta}, t_0+s}] \right) \middle| [W_{S_{t_0}^{\psi_{t_0} \circ \delta}, t_0}] = \mathbf{w} \right] \quad (54)$$

is decreasing in \mathbf{w} and is a measurable function.

Proof. For any sequential decision δ and $t_0 \geq 1$, let $Y_s = [W_{S_{t_0+s}^{\psi_{t_0} \circ \delta}, t_0+s}]$ for $s \geq 0$. By Lemma 11, we can see that $\{Y_s\}_{s \geq 0}$ is a Markov chain with the transition kernels $\{\tilde{\mathbb{K}}_{t_0+s}\}_{s \geq 0}$. By Lemma 7, $J_{t_0+s}(\mathbf{u}) \preceq J_{t_0+s}(\mathbf{v})$ for any $\mathbf{u}, \mathbf{v} \in \mathcal{S}_o$ satisfying $\mathbf{u} \preceq \mathbf{v}$. This further implies $\mathbb{K}_{t_0+s}(J_{t_0+s}(\mathbf{u}), \cdot) \preceq_{st} \mathbb{K}_{t_0+s}(J_{t_0+s}(\mathbf{v}), \cdot)$ according to Lemma 10. By Lemma 11, we arrive at $\tilde{\mathbb{K}}_{t_0+s}(\mathbf{u}, \cdot) \preceq_{st} \tilde{\mathbb{K}}_{t_0+s}(\mathbf{v}, \cdot)$ for any $\mathbf{u} \preceq \mathbf{v}$. That is, $\tilde{\mathbb{K}}_{t_0+s}$ is stochastically monotone for all $s \geq 0$.

Note that for any $s \geq 0$, Y_s conditional on Y_0 has the composite transition kernel $\tilde{\mathbb{K}}_{t_0} \circ \tilde{\mathbb{K}}_{t_0+1} \circ \cdots \circ \tilde{\mathbb{K}}_{t_0+s}$. Thus, according to Fact 2, such composite transition kernel $\tilde{\mathbb{K}}_{t_0} \circ \tilde{\mathbb{K}}_{t_0+1} \circ \cdots \circ \tilde{\mathbb{K}}_{t_0+s}$ is also stochastically monotone. That is, for any $\mathbf{w}, \mathbf{w}' \in \mathcal{S}_o$ satisfying $\mathbf{w} \preceq \mathbf{w}'$, we have for all $s \geq 0$ $Y_s|Y_0 = \mathbf{w} \preceq_{st} Y_s|Y_0 = \mathbf{w}'$. By Definition 8, we further have $\mathbb{E}(f(Y_s)|Y_0 =$

$\mathbf{w}) \geq \mathbb{E}(f(Y_s)|Y_0 = \mathbf{w}')$, for any bounded, decreasing and measurable function f , which implies that $\mathbb{E}(f(Y_s)|Y_0 = \mathbf{w})$ is decreasing in \mathbf{w} .

□

Let h_t be in the support of H_t^δ and $h_t = \{x_{k,l}, s_l, \text{ for } k \in s_l, 1 \leq l \leq t\}$.

Lemma 14. *Assume Assumptions 1, 3 and 4 hold. For any $t_0 \geq 1$, let δ be an arbitrary sequential decision in the class \mathcal{D}_α . Then,*

$$\mathbb{E}(U_{t_0}(\delta) | H_{t_0}^\delta) = \tilde{u}_{t_0}([W_{S_{t_0+1}^\delta}^\delta]), \text{ a.s.} \quad (55)$$

where $U_{t_0}(\delta)$ denotes the utility at time t_0 following the sequential decision δ . Moreover, let δ_1 be defined in (52). Then, $\mathbb{E}(U_{t_0}(\delta) | H_{t_0}^\delta) \leq \mathbb{E}(U_{t_0}(\delta_1) | H_{t_0}^\delta)$ a.s.

Proof. According to the definition of U_t in (5) and Assumption 4, we can see (55), which proves the first part of the lemma.

For the rest of the lemma, it is sufficient to show $\tilde{u}_{t_0}([W_{S_{t_0+1}^\delta}^\delta]) \leq \tilde{u}_{t_0}([W_{S_{t_0+1}^{\delta_1}}^{\delta_1}])$. According to Lemma 3, $\tilde{u}_t(\cdot)$ is decreasing. Thus, we only need to show $[W_{S_{t_0+1}^{\delta_1}}^{\delta_1}] \preceq [W_{S_{t_0+1}^\delta}^\delta]$, which is our focus for the rest of the proof.

Denote by $S_{t_0+1}^{\delta_1}$ and $S_{t_0+1}^\delta$ the index set at time $t_0 + 1$ following δ_1 and δ , respectively. According to the definition of δ_1 , $S_{t_0+1}^{\delta_1}$ is obtained by Algorithm 3 with the input $W_{S_{t_0}^{\delta_1}, t_0}^{\delta_1}$ and $S_{t_0}^{\delta_1}$. This further implies that $[W_{S_{t_0+1}^{\delta_1}, t_0}^{\delta_1}] = J_{t_0}([W_{S_{t_0}^{\delta_1}, t_0}^{\delta_1}])$ according to Lemma 5. Note that $[W_{S_{t_0+1}^{\delta_1}, t_0}^{\delta_1}] = [W_{S_{t_0}^{\delta_1}, t_0}^{\delta_1}]$, so $[W_{S_{t_0+1}^{\delta_1}, t_0}^{\delta_1}] = J_{t_0}([W_{S_{t_0}^{\delta_1}, t_0}^{\delta_1}])$, and it is sufficient to show

$$J_{t_0}([W_{S_{t_0}^{\delta_1}, t_0}^{\delta_1}]) \preceq [W_{S_{t_0+1}^\delta}^\delta]. \quad (56)$$

On the other hand, $\delta \in \mathcal{D}_\alpha$, so $\tilde{r}_{t_0}([W_{S_{t_0+1}^\delta}^\delta]) = R_{t_0}(\delta) \leq \alpha$. According to 6 (with \mathbf{u} replaced by $[W_{S_{t_0}^\delta, t_0}^\delta]$ and \mathbf{u}' replaced by $W_{S_{t_0+1}^\delta, t_0}^\delta$), there are two possible cases: 1) $J_{t_0}([W_{S_{t_0}^\delta, t_0}^\delta]) = \emptyset$ and $[W_{S_{t_0+1}^\delta, t_0}^\delta] = \emptyset$; or 2) $\dim(J_{t_0}([W_{S_{t_0}^\delta, t_0}^\delta])) \geq 1$ and $J_{t_0}([W_{S_{t_0}^\delta, t_0}^\delta]) \preceq [W_{S_{t_0+1}^\delta, t_0}^\delta]$. We can see that in both cases (56) holds, which completes the proof.

□

D.5 Proof of Theorem 3

Proof of Theorem 3. Theorem 3 is implied by the following stronger result, which will be the focus of the proof: for any $t_0 \geq 1, s \geq 0$, and any $\delta \in \mathcal{D}_\alpha$,

$$\mathbb{E}(U_{t_0+s}(\delta) \mid H_{t_0}^\delta) \leq \mathbb{E}(U_{t_0+s}(\psi_{t_0} \circ \delta) \mid H_{t_0}^\delta) \text{ a.s.} \quad (57)$$

where $U_{t_0+s}(\delta)$ denotes the utility at time $t_0 + s$ following sequential decisions δ and $\psi_{t_0} \circ \delta$ is defined in (51). Notice that $H_{t_0}^{\psi_{t_0} \circ \delta} = H_{t_0}^\delta$ a.s. If the above equation (57) is proved, Theorem 3 follows by setting $t_0 = 1$ in (57) and taking expectation on both sides.

In the rest of the proof, we show that (57) holds by induction on s .

For the base case $s = 0$, the equation (57) holds for all $t_0 \geq 1$ according to Lemma 14.

Now we assume the induction assumption (57) holds for $s = s_0$ and all $t_0 \geq 1$ and all decisions $\delta \in \mathcal{D}_\alpha$. That is,

$$\mathbb{E}(U_{t_0+s_0}(\delta) \mid H_{t_0}^\delta) \leq \mathbb{E}(U_{t_0+s_0}(\psi_{t_0} \circ \delta) \mid H_{t_0}^\delta) \text{ a.s.} \quad (58)$$

for all δ , and $t_0 \geq 1$. In the rest of the proof, we show that (57) also holds for $s = s_0 + 1$ and all $t_0 \geq 1$ to complete the induction.

First, by replacing t_0 with t_0+1 in (58), we obtain $\mathbb{E}(U_{t_0+s_0+1}(\delta) \mid H_{t_0+1}^\delta) \leq \mathbb{E}(U_{t_0+s_0+1}(\psi_{t_0+1} \circ \delta) \mid H_{t_0+1}^\delta)$ a.s.. Taking conditional expectation $\mathbb{E}(\cdot \mid H_{t_0}^\delta)$ on both sides, we arrive at

$$\mathbb{E}(U_{t_0+s_0+1}(\delta) \mid H_{t_0}^\delta) \leq \mathbb{E}(U_{t_0+s_0+1}(\psi_{t_0+1} \circ \delta) \mid H_{t_0}^\delta) \text{ a.s.} \quad (59)$$

Next, we consider $U_{t_0+s_0+1}(\delta_1)$ where we recall $\delta_1 = \psi_{t_0} \circ \delta$. According to the definition

of $U_{t_0+1+s_0}(\cdot)$, we have

$$U_{t_0+s_0+1}(\delta_1) = \tilde{u}_{t_0+s_0+1}([W_{S_{t_0+s_0+2}, t_0+s_0+1}^{\delta_1}]), \quad (60)$$

where $\tilde{u}(\cdot)$ is defined in Assumption 4. According to Lemma 5,

$$[W_{S_{t_0+s_0+2}, t_0+s_0+1}^{\delta_1}] = J_{t_0+s_0+1}([W_{S_{t_0+s_0+1}, t_0+s_0+1}^{\delta_1}]).$$

Combining the above two equations, we arrive at

$$U_{t_0+s_0+1}(\delta_1) = \tilde{u}_{t_0+s_0+1}(J_{t_0+s_0+1}([W_{S_{t_0+s_0+1}, t_0+s_0+1}^{\delta_1}])). \quad (61)$$

Note that $\psi_{t_0+1} \circ \delta_1 = \delta_1$. We further write the above equation as

$$\begin{aligned} & U_{t_0+s_0+1}(\psi_{t_0+1} \circ \delta_1) \\ &= \tilde{u}_{t_0+s_0+1}(J_{t_0+s_0+1}([W_{S_{t_0+s_0+1}, t_0+s_0+1}^{\psi_{t_0+1} \circ \delta_1}])) \\ &=: \varphi([W_{S_{t_0+s_0+1}, t_0+s_0+1}^{\psi_{t_0+1} \circ \delta_1}]), \end{aligned} \quad (62)$$

where we define the function $\varphi = \tilde{u}_{t_0+s_0+1} \circ J_{t_0+s_0+1}$ as the composition of $\tilde{u}_{t_0+s_0+1}$ and $J_{t_0+s_0+1}$. According to Lemma 3, $\tilde{u}_{t_0+s_0+1}(\cdot)$ is a decreasing function. By Lemma 7, $J_{t_0+s_0+1}(\cdot)$ is an increasing mapping. Thus, the function $\varphi(\cdot)$ is a decreasing function over \mathcal{S}_o . Applying Lemma 13 (with f replaced by φ , \mathbf{w} replaced by \mathbf{u} , s replaced by s_0 , t_0 replaced by $t_0 + 1$, δ replaced by δ_1) to $U_{t_0+s_0+1}(\psi_{t_0+1} \circ \delta_1) = \varphi([W_{S_{t_0+s_0+1}, t_0+s_0+1}^{\psi_{t_0+1} \circ \delta_1}])$, we can see that

$$\phi(\mathbf{u}) := \mathbb{E}[U_{t_0+s_0+1}(\psi_{t_0+1} \circ \delta_1) \mid [W_{S_{t_0+1}, t_0+1}^{\psi_{t_0+1} \circ \delta_1}] = \mathbf{u}] \quad (63)$$

is decreasing and bounded function in \mathbf{u} for $\mathbf{u} \in \mathcal{S}_o$. We point out that we also used the assumption that $\tilde{u}_{t_0+s_0+1}(\cdot)$ is bounded (see Assumptions 1 and 4) in order to apply Lemma

13. We further simplify the above equation using the fact that $\psi_{t_0+1} \circ \delta_1 = \delta_1$ and obtain that

$$\phi(\mathbf{u}) = \mathbb{E}\left[U_{t_0+s_0+1}(\delta_1) \mid [W_{S_{t_0+1}, t_0+1}^{\delta_1}] = \mathbf{u}\right] \quad (64)$$

is decreasing in \mathbf{u} and it is a bounded function.

Now, we consider $\mathbb{E}(U_{t_0+s_0+1}(\delta_1) \mid H_{t_0}^\delta)$. By law of total expectation, we have

$$\begin{aligned} & \mathbb{E}(U_{t_0+s_0+1}(\delta_1) \mid H_{t_0}^\delta) \\ &= \mathbb{E}\left(\mathbb{E}(U_{t_0+s_0+1}(\delta_1) \mid [W_{S_{t_0+1}, t_0+1}^{\delta_1}]) \mid H_{t_0}^\delta\right) \\ &= \mathbb{E}\left(\phi([W_{S_{t_0+1}, t_0+1}^{\delta_1}]) \mid H_{t_0}^\delta\right). \end{aligned} \quad (65)$$

Recall that $\delta_2 = \psi_{t_0+1} \circ \delta$. Similar to the derivations in (60)–(65) with δ_1 replaced by δ , we also obtain

$$\mathbb{E}(U_{t_0+s_0+1}(\delta_2) \mid H_{t_0}^\delta) = \mathbb{E}\left(\phi([W_{S_{t_0+1}, t_0+1}^{\delta_2}]) \mid H_{t_0}^\delta\right), \quad (66)$$

where we used the fact that $\psi_{t_0+1} \circ \delta_2 = \delta_2$ in the derivations.

According to Lemma 12, $[W_{S_{t_0+1}, t_0+1}^{\delta_1}]$ is stochastically dominated by $[W_{S_{t_0+1}, t_0+1}^{\delta_2}]$. Combining this result with that $\phi(\cdot)$ is a bounded, decreasing and measurable function, we arrive at

$$\mathbb{E}\left(\phi([W_{S_{t_0+1}, t_0+1}^{\delta_2}]) \mid H_{t_0}^\delta\right) \leq \mathbb{E}\left(\phi([W_{S_{t_0+1}, t_0+1}^{\delta_1}]) \mid H_{t_0}^\delta\right). \quad (67)$$

Combining the above inequality with (65) and (66), and noting that $\delta_1 = \psi_{t_0} \circ \delta$ and $\delta_2 =$

$\psi_{t_0+1} \circ \delta$, we arrive at

$$\begin{aligned} & \mathbb{E}(U_{t_0+s_0+1}(\psi_{t_0+1} \circ \delta) \mid H_{t_0}^\delta) \\ & \leq \mathbb{E}(U_{t_0+s_0+1}(\psi_{t_0} \circ \delta) \mid H_{t_0}^\delta) \text{ a.s.} \end{aligned} \tag{68}$$

Finally, by combining equations (59) and (68) we have

$$\mathbb{E}(U_{t_0+s_0+1}(\delta) \mid H_{t_0}^\delta) \leq \mathbb{E}(U_{t_0+s_0+1}(\psi_{t_0} \circ \delta) \mid H_{t_0}^\delta) \text{ a.s.} \tag{69}$$

holds for all t_0 and all decision $\delta \in \mathcal{D}_\alpha$. In other words, we proves that (57) holds for $s = s_0 + 1$ and all $t_0 \geq 1$ and $\delta \in \mathcal{D}_\alpha$, which completes the induction. \square

D.6 Proof of Propositions 4–7, Remark 2, Corollary 2–4, Lemma 1 and Counterexample 1

The proof of proposition 4 is based on the following lemma.

Lemma 15. *Let $f : [0, 1]^p \rightarrow \mathbb{R}$ be a differentiable function satisfying that $\partial_j f(u_1, \dots, u_p)$ is continuous and does not depend on u_j for all $j \in \langle p \rangle$. Then,*

$$\sup_{\mathbf{u} \in [0, 1]^p} f(\mathbf{u}) = \max_{\mathbf{u} \in \{0, 1\}^p} f(\mathbf{u}), \tag{70}$$

Proof. Since the function f on $[0, 1]^p$ is a continuous function over a compact set, the supremum on the left-hand side of (70) is attainable. Because $\sup_{\mathbf{u} \in [0, 1]^p} f(\mathbf{u}) \geq \max_{\mathbf{u} \in \{0, 1\}^p} f(\mathbf{u})$, to show (70), it suffices to show that $\sup_{\mathbf{u} \in [0, 1]^p} f(\mathbf{u}) \leq \max_{\mathbf{u} \in \{0, 1\}^p} f(\mathbf{u})$ which is equivalent to $f(\mathbf{u}) \leq \max_{\mathbf{u} \in \{0, 1\}^p} f(\mathbf{u})$, for any $\mathbf{u} \in [0, 1]^p$.

To verify this, we compare function values coordinate-wise iteratively. For any $\mathbf{u} = (u_1^0, \dots, u_p^0) \in [0, 1]^p$, we first look at the first coordinate u_1^0 . Under the assumption that

$\frac{\partial}{\partial u_j} f(\mathbf{u})$ is continuous and does not depend on u_j , it follows that

$$\begin{aligned} f(u_1^0, u_2^0, \dots, u_p^0) &\leq f(1, u_2^0, \dots, u_p^0) \\ &\leq \max_{u_1 \in \{0,1\}} f(u_1, u_2^0, \dots, u_p^0), \end{aligned} \tag{71}$$

if $\frac{\partial}{\partial u_1} f(\mathbf{u})|_{u_2=u_2^0, \dots, u_p=u_p^0} \geq 0$. Similarly,

$$\begin{aligned} f(u_1^0, u_2^0, \dots, u_p^0) &\leq f(0, u_2^0, \dots, u_p^0) \\ &\leq \max_{u_1 \in \{0,1\}} f(u_1, u_2^0, \dots, u_p^0), \end{aligned} \tag{72}$$

if $\frac{\partial}{\partial u_1} f(\mathbf{u})|_{u_2=u_2^0, \dots, u_p=u_p^0} \leq 0$. Without loss of generality, assume $f(1, u_2^0, \dots, u_p^0) \geq f(0, u_2^0, \dots, u_p^0)$.

Then, we look at the second coordinate u_2^0 for $(1, u_2^0, \dots, u_p^0)$. With similar arguments, we have

$$\begin{aligned} &\max_{u_1 \in \{0,1\}} f(u_1, u_2^0, \dots, u_p^0) \\ &= f(1, u_2^0, u_3^0, \dots, u_p^0) \\ &\leq \max_{u_1, u_2 \in \{0,1\}} f(u_1, u_2, u_3^0, \dots, u_p^0). \end{aligned} \tag{73}$$

We continue similar reasoning for the third to p -th coordinates. At the end, we arrive at $f(u_1^0, u_2^0, \dots, u_p^0) \leq \max_{u_1 \in \{0,1\}} f(u_1, u_2^0, \dots, u_p^0) \leq \dots \leq \max_{\mathbf{u} \in \{0,1\}^p} f(\mathbf{u})$, which completes the proof. \square

Proof of Proposition 4. We start with showing that (30) implies \tilde{r} is entrywise increasing. It suffices to show that for each $p \geq 1$, if $\mathbf{u} = (u_1, \dots, u_p) \in \mathcal{S}_o$, $\mathbf{v} = (v_1, \dots, v_p) \in \mathcal{S}_o$, and $u_i \leq v_i$ for all $i \in \langle p \rangle$, then $\tilde{r}(\mathbf{u}) \leq \tilde{r}(\mathbf{v})$. We define a composite function $\eta : \mathcal{S}_u \rightarrow \mathbb{R}$ as $\eta(\mathbf{u}) := \tilde{r}([\mathbf{u}])$. We can see that η extends the domain of \tilde{r} to the unordered space \mathcal{S}_u . Because $\eta(\mathbf{u}) = \tilde{r}(\mathbf{u})$ for $\mathbf{u} \in \mathcal{S}_o$, to show \tilde{r} is entrywise increasing, it suffices to show that for each $p \geq 1$, if $\mathbf{u} = (u_1, \dots, u_p) \in [0, 1]^p$, $\mathbf{v} = (v_1, \dots, v_p) \in [0, 1]^p$, and $u_i \leq v_i$ for all $i \in \langle p \rangle$, then $\eta(\mathbf{u}) \leq \eta(\mathbf{v})$. Note that for $\mathbf{u} \in [0, 1]^p$, η is twice differentiable. Thus, it suffices

to show that for all $p \geq 1$ and all $i \in \langle p \rangle$, $\partial_i \eta(\mathbf{u}) \geq 0$ for all $\mathbf{u} \in [0, 1]^p$.

Note that for each $p \geq 1$, $\mathbf{u} = (u_1, \dots, u_p)$, $\eta(\mathbf{u}) = \sum_{k=1}^p C_{p,k} \sum_{i_1 < \dots < i_k} \prod_{j=1}^k u_{i_j}$ with the partial derivatives and second derivatives

$$\begin{aligned} \frac{\partial}{\partial_i} \eta(\mathbf{u}) &= C_{p,1} + C_{p,2} \sum_{l \neq i} u_l + C_{p,3} \sum_{\substack{i_1, i_2 \neq i \\ \text{distinct}}} u_{i_1} u_{i_2} + \dots \\ &\quad + C_{p,p} \sum_{\substack{i_1, i_2, \dots, i_{p-1} \neq i \\ \text{distinct}}} u_{i_1} u_{i_2} \cdots u_{i_{p-1}}, \\ \frac{\partial}{\partial_i \partial_j} \eta(\mathbf{u}) &= C'_{p,2} + C'_{p,3} \sum_{l \notin \{i, j\}} u_l + C'_{p,4} \sum_{\substack{i_1, i_2 \notin \{i, j\} \\ \text{distinct}}} u_{i_1} u_{i_2} + \dots \\ &\quad + C'_{p,p} \sum_{\substack{i_1, i_2, \dots, i_{p-1} \notin \{i, j\} \\ \text{distinct}}} u_{i_1} u_{i_2} \cdots u_{i_{p-1}}, \end{aligned}$$

for some constants $C_{p,1}, C_{p,2}, \dots, C_{p,p}$ and $C'_{p,2}, \dots, C'_{p,p}$. We can see that for each $j \in \langle p \rangle$, $\partial_{i,j} \eta(\mathbf{u})$ does not depend on u_i . Applying Lemma 15 to $-\partial_i \eta$ for $\mathbf{u} \in [0, 1]^p$, we have $\inf_{\mathbf{u} \in [0, 1]^p} \partial_i \eta(\mathbf{u}) = \min_{\mathbf{u} \in \{0, 1\}^p} \partial_i \eta(\mathbf{u})$. Note that $\partial_i \eta(\mathbf{u}) = \eta(u_1, \dots, u_{i-1}, 1, u_{i+1}, \dots, u_p) - \eta(u_1, \dots, u_{i-1}, 0, u_{i+1}, \dots, u_p)$. Thus,

$$\begin{aligned} &\inf_{\mathbf{u} \in [0, 1]^p} \partial_i \eta(\mathbf{u}) \\ &= \min_{\mathbf{u} \in \{0, 1\}^p} \{ \eta(u_1, \dots, u_{i-1}, 1, u_{i+1}, \dots, u_p) \\ &\quad - \eta(u_1, \dots, u_{i-1}, 0, u_{i+1}, \dots, u_p) \}. \end{aligned} \tag{74}$$

Since η is symmetric in its arguments, the right-hand side of the above equation is the same as $\min_{l \in \langle p \rangle} \{ \eta(\mathbf{u}^{l-1, p-l+1}) - \eta(\mathbf{u}^{l, p-l}) \}$, where we recall $\mathbf{u}^{l, p-l}$ is the vector whose first l -th elements are 0's and the $l+1$ -th to p -th elements are 1's. Thus,

$$\inf_{\mathbf{u} \in [0, 1]^p} \partial_i \eta(\mathbf{u}) = \min_{l \in \langle p \rangle} \{ \eta(\mathbf{u}^{l-1, p-l+1}) - \eta(\mathbf{u}^{l, p-l}) \}. \tag{75}$$

According to (30), the right-hand side of the above equation is non-negative. Thus, $\inf_{\mathbf{u} \in [0, 1]^p} \partial_i \eta(\mathbf{u}) \geq$

0, which completes the proof of the first part of the proposition.

We proceed to the proof of the ‘Moreover’ part. To show \tilde{r} is appending increasing, it is sufficient to show that for all $p \geq 0$ $\mathbf{u} = (u_1, \dots, u_p) \in [0, 1]^p$ and $u_p \in [0, 1]$

$$\eta(\mathbf{u}) \leq \eta(u_1, \dots, u_p, u_{p+1}).$$

With similar arguments as those for (75), for each $p \geq 0$,

$$\inf_{\mathbf{u} \in [0,1]^p} \{\eta(\mathbf{u}, 0) - \eta(\mathbf{u})\} = \min_{0 \leq i \leq p} \{\eta(\mathbf{u}^{i+1, p-i}) - \eta(\mathbf{u}^{i, p-i})\}. \quad (76)$$

According to (31), the right-hand side of the above equation is non-negative. Thus,

$$\inf_{\mathbf{u} \in [0,1]^p} \{\eta(\mathbf{u}, 0) - \eta(\mathbf{u})\} \geq 0,$$

which implies $\eta(\mathbf{u}) \leq \eta(\mathbf{u}, 0) \leq \eta(\mathbf{u}, u_{p+1})$ for all $u_{p+1} \in [0, 1]$. \square

Proof of Remark 2. First, a direct calculation gives $\tilde{r}(\mathbf{u}^{i, p-i}) = \sum_{k=1}^{p-i} C_{p,k} \binom{p-i}{k}$. Plugging this equation in (30), for $i = 1, \dots, p$, we can see that (30) is equivalent to

$$0 \leq C_{p,1} \leq \dots \leq \sum_{k=1}^{p-1} C_{p,k} \binom{p-1}{k} \leq \sum_{k=1}^p C_{p,k} \binom{p}{k}.$$

The above inequalities are equivalent to $\sum_{k=1}^{p-i} C_{p,k} \left[\binom{p-i}{k} - \binom{p-i-1}{k} \right] \geq 0$, for $i = 0, \dots, p-1$. By the Pascal’s triangle, we simplify the above inequalities as $\sum_{k=1}^{p-i} C_{p,k} \binom{p-i-1}{k-1} \geq 0$, for $i = 0, \dots, p-1$. Combining the above equations and inequalities for $i = 0, \dots, p$ and obtain $\sum_{k=1}^{p-i} C_{p,k} \binom{p-i}{k} \leq \sum_{k=1}^{p-i} C_{p+1,k} \binom{p-i}{k}$ which is further simplified as $\sum_{k=1}^{p-i} (C_{p+1,k} - C_{p,k}) \binom{p-i}{k} \geq 0$. \square

Proof of Corollary 2. First note that Assumption 1 is verified in the proof of Corollary 1. Thus, it suffices to show that the risk process R_t satisfies Assumption and 3 and the utility process U_t satisfies and 4.

From their definitions in Example 1, 2, and 3 and 5 respectively, we can see they are all symmetric in their arguments and functions of their ordered statistics $[W_{S_{t+1},t}]$. We define a function $\xi : \mathcal{S}_o \rightarrow \mathbb{R}$ such that R_t and U_t are both in the form of $\xi([W_{S_{t+1},t}])$ for any choice of S_{t+1} .

We start with verifying that $R_t \in \{\text{LFNR}_t, \text{GLFWER}_t, \text{LFWER}_t\}$ satisfies Assumption 3.

If $R_t = \text{LFNR}_t$, by the definition in Example 3, we have $\xi(\mathbf{u}) = \frac{\sum_{i=1}^{\dim(\mathbf{u})} u_i}{\dim(\mathbf{u}) \vee 1}$. for $\mathbf{u} = (u_1, \dots, u_{\dim(\mathbf{u})}) \in \mathcal{S}_o$. Clearly, ξ is entrywise increasing. To see ξ is also appending increasing, first we can see that $\xi(\emptyset) = 0 < u_1 = \xi(u_1)$ for any $u_1 \in [0, 1]$. For $\mathbf{u} = (u_1, \dots, u_p) \in \mathcal{S}_o$ with $\dim(\mathbf{u}) = p \geq 1$ and $u_{p+1} \geq u_p$, $\xi(\mathbf{u}) = \frac{\sum_{i=1}^p u_i}{p} \leq \frac{\sum_{i=1}^{p+1} u_i}{p+1} = \xi(\mathbf{u}, u_{p+1})$. Thus, ξ is appending increasing.

For $R_t = \text{GLFWER}_t$, by the definition in Example 2,

$$\xi_m(\mathbf{u}) = 1 - \sum_{j=0}^{m-1} \sum_{\substack{I \subset [\dim(\mathbf{u})] \\ |I|=j}} \left(\prod_{i \in I} u_i \right) \prod_{k \in [\dim(\mathbf{u})] \setminus I} (1 - u_k) \quad (77)$$

for $\mathbf{u} = (u_1, \dots, u_{\dim(\mathbf{u})}) \in \mathcal{S}_o$. Clearly, $\xi_m(\mathbf{u})$ is a polynomial function of \mathbf{u} as defined in Proposition 4. To show ξ_m is entrywise increasing and appending increasing, we only need to verify (30) and (31) by Proposition 4. We use the following arguments to avoid tedious calculations.

We revisit the definition of $\text{GLFWER}_{m,t} = \mathbb{P}(E_{m,t} | \mathcal{F}_t)$. It is the conditional probability of the event that there are at least m false non-detection errors given the information filtration \mathcal{F}_t . Note that $\mathbb{P}(E_{m,t} | \mathcal{F}_t) = \mathbb{P}(E_{m,t} | [W_{S_{t+1},t}])$ and $\mathbb{P}(E_{m,t} | \mathcal{F}_t) = \xi_m([W_{S_{t+1},t}])$. Thus, $\xi_m(\mathbf{u}) = \mathbb{P}(E_{m,t} | [W_{S_{t+1},t}] = \mathbf{u})$. Then, $\xi_m(\mathbf{u}^{i,p-i}) = \mathbb{P}(E_{m,t} | W_{1,t} = \dots = W_{i,t} = 0, W_{i+1,t} = \dots = W_{p,t} = 1, S_{t+1} = \langle p \rangle)$ due to the symmetry of GLFWER. Recall $W_{k,t} = \mathbb{P}(\tau_k < t | \mathcal{F}_t) = \mathbb{P}(\tau_k < t | X_{k,1}, \dots, X_{k,t})$. Note that $W_{k,t} = 1$ is equivalent to $\tau_k < t$ a.s. and $W_{k,t} = 0$ is equivalent to $\tau_k \geq t$ a.s. Thus, we further have $\xi_m(\mathbf{u}^{i,p-i}) = \mathbb{P}(E_{m,t} | \tau_1 \geq t, \dots, \tau_i \geq t, \tau_{i+1} < t, \dots, \tau_p < t, S_{t+1} = \langle p \rangle)$. Note that if $\tau_1 \geq t, \dots, \tau_i \geq t, \tau_{i+1} < t, \dots, \tau_p < t$ and $S_{t+1} = \langle p \rangle$, then $|k : \tau_k < t \text{ and } k \in S_{t+1}| = p - i$. On the other hand, recall

$E_{m,t} = \{|k : \tau_k < t \text{ and } k \in S_{t+1}| \geq m\}$. Thus,

$$\xi_m(\mathbf{u}^{i,p-i}) = \mathbf{1}(p - i \geq m) \text{ a.s.} \quad (78)$$

Based on the above equation, we have $\xi_m(\mathbf{u}^{i,p-i}) = \mathbf{1}(p - i \geq m) \leq \mathbf{1}(p - i + 1 \geq m) = \xi_m(\mathbf{u}^{i-1,p-i+1})$ for all $i \in \langle p \rangle$. This verifies (30). Moreover, $\xi_m(\mathbf{u}^{i,p-i}) = \mathbf{1}(p - i \geq m) = \xi_m(\mathbf{u}^{i+1,p-i})$ for all $0 \leq i \leq p$. This verifies (31).

Since LFWER_t is a special case of GLFWER_t where $m = 1$, we also have (30) and (31) verified for $R_t = \text{LFWER}_t$.

Now, we proceed to the utility process U_t . For $U_t = \text{IARL}_t$, by the definition in Example 5, $\xi(\mathbf{u}) = \sum_{i=1}^{\dim(\mathbf{u})} 1 - g(u_i)$. for $\mathbf{u} = (u_1, \dots, u_{\dim(\mathbf{u})}) \in \mathcal{S}_o$, where the function g is defined in (18). Because g is an increasing function bounded between 0 and 1, ξ is entrywise decreasing and appending increasing. \square

Proof of Lemma 1. Let $f_m : [0, 1]^p \rightarrow \mathbb{R}$ be a function such that

$$f_m(\mathbf{u}) = 1 - \sum_{j=0}^{m-1} \sum_{\substack{I \subset \langle p \rangle \\ |I|=j}} \left(\prod_{i \in I} u_i \right) \prod_{k \in \langle p \rangle \setminus I} (1 - u_k)$$

for $\mathbf{u} = (u_1, \dots, u_p) \in [0, 1]^p$. Then, $f_m(\mathbf{u}) = \xi_m([\mathbf{u}])$ for $\mathbf{u} \in [0, 1]^p$ for ξ_m defined in (77), and ξ_m is entrywise increasing from the proof of Corollary 2. Also, for any $\mathbf{u} = (u_1, \dots, u_p) \in [0, 1]^p$ and $\mathbf{v} = (v_1, \dots, v_p) \in [0, 1]^p$ satisfying $u_k \leq v_k$ for all $k \in \langle p \rangle$, we have $[\mathbf{u}] \preceq [\mathbf{v}]$. Thus, $f_m(\mathbf{u}) = \xi_m([\mathbf{u}]) \leq \xi_m([\mathbf{v}]) = f_m(\mathbf{v})$ if $u_k \leq v_k$ for all k . \square

Proof of Counterexample 1. Denote by \mathcal{H} the collection of all possible values of H_t for all t . Denote by \mathcal{A} the collection of all the subsets of $\{1, 2, \dots, K\}$. Then, the problem is formulated through a Markov Decision Process (MDP) with the state \mathcal{H} and the action space \mathcal{A} and the optimal solution can be obtained by backward induction.

We define a value function $V_t^{(r)} : \mathcal{H} \rightarrow \mathbb{R}$ and an action-value function $Q_t^{(r)} : \mathcal{H} \times \mathcal{A} \rightarrow \mathbb{R}$ as follows. Recall that $H_t = \{X_{k,l}, k \in S_l, S_l, 1 \leq l \leq t\}$. Denote by h_t , $x_{k,l}$, and s_l

the realization of H_t , $X_{k,l}$ and S_l , respectively. For any $0 \leq t \leq r$, the value function $h_t \mapsto V_t^{(r)}(h_t)$ is defined as

$$V_t^{(r)}(h_t) = \max_{\delta \in \mathcal{D}_\alpha} \mathbb{E}(U_r | H_t = h_t) \quad (79)$$

for all $h_t \in \mathcal{H}$. Of note, $\mathbb{E}(U_r) = V_0^{(r)}(\emptyset)$ is the quantity we would like to maximize.

For any $0 \leq t \leq r$, we define the action-value function $Q_t^{(r)}(\cdot, \cdot)$ as

$$Q_t^{(r)}(h_t, s) = \max_{\delta \in \mathcal{D}_\alpha} \mathbb{E}(U_r | H_t = h_t, S_{t+1} = s) \quad (80)$$

for all $(h_t, s) \in (\mathcal{H}, \mathcal{A})$. According to the definition of U_t in (5), for $t = r$

$$\begin{aligned} Q_r^{(r)}(h_r, s) &= \mathbb{E}(U_r | H_r = h_r, S_{r+1} = s) \\ &= u_r(\{w_{k,r}\}_{k \in s_r}, s_r, s), \end{aligned} \quad (81)$$

where s_r and $\{w_{k,r}\}_{k \in s_r}$ are the realization of S_r and $\{W_{k,r}\}_{k \in s_r}$ given that $H_r = h_r$. Note that s_r and $\{w_{k,r}\}_{k \in s_r}$ are determined by h_r .

According to Proposition 3.1 in [7], the following optimality equations hold for $0 \leq t \leq r - 1$

$$V_t^{(r)}(h_t) = \max_{\substack{s \subset s_t \\ r_t(w_{s_t,t}, s_t, s) \leq \alpha}} Q_t^{(r)}(h_t, s), \quad (82)$$

and

$$Q_t^{(r)}(h_t, s) = \mathbb{E}\left(V_{t+1}^{(r)}(H_{t+1}) | H_t = h_t, S_{t+1} = s\right). \quad (83)$$

Combining (82) and (83) yields a backward induction equation for $V_t^{(r)}(h_t)$:

$$V_t^{(r)}(h_t) = \max_{\substack{s \subset s_t \\ r_t(w_{s_t,t}, s_t, s) \leq \alpha}} \mathbb{E}\left(V_{t+1}^{(r)}(H_{t+1}) | H_t = h_t, S_{t+1} = s\right). \quad (84)$$

By solving the above optimality equations, we are able to enumerate all sequential decisions that maximize $\mathbb{E}(U_1)$ and $\mathbb{E}(U_2)$. We omit the detailed calculation for the ease of

presentation. In particular, for $r = 1$, any sequential decision that maximizes $\mathbb{E}(U_1)$ selects S_2 as

$$S_2 = \begin{cases} \{1\} \text{ or } \{2\} & \text{if } X_{S_1,1} = (0, 0, 1) \\ \{1\} \text{ or } \{3\} & \text{if } X_{S_1,1} = (0, 1, 0) \\ \{2\} \text{ or } \{3\} & \text{if } X_{S_1,1} = (1, 0, 0) \\ \{1, 2, 3\} & \text{if } X_{S_1,1} = (0, 0, 0) \\ \emptyset & \text{if } X_{S_1,1} \in \{(1, 1, 1), (0, 1, 1), \\ & \quad (1, 0, 1), (1, 1, 0)\} \end{cases} \quad (85)$$

Of note, our proposed method is one such decision. On the other hand, for $r = 2$, any the sequential decision that maximizes $\mathbb{E}(U_2)$ selects S_2 as

$$S_2 = \begin{cases} \{1, 2, 3\} & \text{if } X_{S_1,1} \in \{(0, 0, 1), (0, 1, 0), (1, 0, 0)\} \\ \{1, 2, 3\} & \text{if } X_{S_1,1} = (0, 0, 0) \\ \emptyset & \text{if } X_{S_1,1} \in \{(1, 1, 1), (0, 1, 1), \\ & \quad (1, 0, 1), (1, 1, 0)\} \end{cases} \quad (86)$$

Note that $S_1 = \{1, 2, 3\}$, so the S_2 described above is well-defined.

Because it is not possible for a sequential decision to satisfy both equations (85) and (86), we conclude that there is no sequential decision in \mathcal{D}_α that maximizes $\mathbb{E}(U_r)$ for both $r = 1$ and $r = 2$. Thus, the uniformly optimal sequential decision does not exist. \square

Proof of Proposition 5. According to the definition of \mathcal{D}_α , $\delta \in \mathcal{D}_\alpha$ implies $R_t(\delta) \leq \alpha$ a.s. for all $t \in \mathbb{Z}_+$. Thus, $\text{AR}(\delta) = \mathbb{E}(\sum_{t=1}^{\infty} a_t R_t) \leq \alpha \mathbb{E}(\sum_{t=1}^{\infty} a_t) = \alpha$, where the last equation is due to $\sum_{t=1}^{\infty} a_t = 1$. \square

Proof of Proposition 6. $\text{AU}(\delta') = \mathbb{E}(\sum_{t=1}^{\infty} b_t U_t(\delta')) = \sum_{t=1}^{\infty} b_t \mathbb{E}(U_t(\delta')) \leq \sum_{t=1}^{\infty} b_t \mathbb{E}(U_t(\delta)) = \text{AU}(\delta)$ for any $\delta' \in \mathcal{D}_\alpha$, where the second last inequality is due to the assumption that δ is uniformly optimal, and the last equation is obtained based on the definition of aggregated

risk. □

Proof of Corollary 3. By comparing the definition of GFWER_m with that of $\text{GLFWER}_{m,t}$ defined in (9), we have $\text{GFWER}_m = \mathbb{E}(R_T) = \mathbb{E}(\sum_{t=1}^{\infty} \mathbb{1}(T = t)R_t)$. The proof is completed by applying Proposition 5 with $a_t = \mathbb{1}(T = t)$. □

Proof of Proposition 7. Note that

$$\begin{aligned} & \sum_{t=1}^{\bar{N}-1} \mathbb{E} \left(\frac{K^{-1} \sum_{k=1}^K \mathbb{1}(N_k = t)}{K^{-1} [\{\sum_{s=1}^{\bar{N}-1} \sum_{k=1}^K \mathbb{1}(N_k = s)\} \vee 1]} \text{FDP}_t \right) \\ &= \sum_{t=1}^{\bar{N}-1} \mathbb{E} \left(\frac{G_K^t}{M_K \vee 1} \text{FDP}_t \right), \end{aligned} \tag{87}$$

where we define $G_K^t = K^{-1} \sum_{k=1}^K \mathbb{1}(N_k = t)$, $M_K = \sum_{t=1}^{\bar{N}-1} G_K^t = K^{-1} \sum_{t=1}^{\bar{N}-1} \sum_{k=1}^K \mathbb{1}(N_k = t)$, and $M = \sum_{t=1}^{\bar{N}-1} C_t$. For each t , because $\frac{G_K^t}{M_K \vee 1} \text{FDP}_t \rightarrow \frac{C_t}{M \vee 1} A_t$ in probability as K goes to infinity and $\frac{G_K^t}{M_K \vee 1} \text{FDP}_t \in [0, 1]$, we have

$$\lim_{K \rightarrow \infty} \mathbb{E} \left(\frac{G_K^t}{M_K \vee 1} \text{FDP}_t \right) = \mathbb{E} \left(\frac{C_t}{M \vee 1} A_t \right) = \frac{C_t}{M \vee 1} \mathbb{E}(A_t) \tag{88}$$

according to the dominated convergence theorem. For $\mathbb{E}(A_t)$, by dominated convergence theorem again, we have

$$\lim_{K \rightarrow \infty} \mathbb{E}(\text{FDP}_t) = \mathbb{E}(A_t). \tag{89}$$

Combining the above two equations, we obtain

$$\lim_{K \rightarrow \infty} \mathbb{E} \left(\frac{G_K^t}{M_K \vee 1} \text{FDP}_t \right) = \frac{C_t}{M \vee 1} \lim_{K \rightarrow \infty} \mathbb{E}(\text{FDP}_t). \tag{90}$$

On the other hand, by following a sequential decision in \mathcal{D}_α , we have $\mathbb{E}(\text{FDP}_t | \mathcal{F}_t) \leq \alpha$ a.s., which implies $\mathbb{E}(\text{FDP}_t) \leq \alpha$. This, combined with (90), implies

$$\mathbb{E} \left(\frac{C_t}{M \vee 1} A_t \right) \leq \alpha \frac{C_t}{M \vee 1}. \tag{91}$$

Combining (87), (88) and (91), we further have

$$\lim_{K \rightarrow \infty} \sum_{t=1}^{\bar{N}-1} \mathbb{E} \left(\frac{G_K^t}{M_K \vee 1} \text{FDP}_t \right) \leq \sum_{t=1}^{\bar{N}-1} \alpha \frac{C_t}{M \vee 1}. \quad (92)$$

Since $\sum_{t=1}^{\bar{N}-1} \frac{G_K^t}{M_K \vee 1} = \mathbf{1}(M_K \neq 0) \leq 1$ for all K , we have $\sum_{t=1}^{\bar{N}-1} \frac{C_t}{M \vee 1} \leq 1$. Combine this with (87) and (92), we arrive at $\lim_{K \rightarrow \infty} \text{AFDR}(\delta) = \lim_{K \rightarrow \infty} \sum_{t=1}^{\bar{N}-1} \mathbb{E} \left(\frac{G_K^t}{M_K \vee 1} \text{FDP}_t \right) \leq \alpha$, which completes the proof. \square

Proof of Corollary 4. According to the definition of IRL_t in Example 5, $\text{TARL} = \sum_{s=0}^{\infty} \text{IRL}_s$. This implies $\mathbb{E}(\text{TARL}) = \mathbb{E}(\sum_{s=0}^{\infty} \mathbb{E}(\text{IRL}_s | \mathcal{F}_s)) = \mathbb{E}(\sum_{s=0}^{\infty} \text{IARL}_s)$. According to Corollary 2, δ_S is uniformly optimal when $U_t = \text{IARL}_t$. We complete the proof by letting $b_t = 1$ for all t , $U_t = \text{IARL}_t$ and $\text{AU}(\delta) = \text{TARL}(\delta)$ in Proposition 6. \square

E Proofs of equations (26) and (27)

Proof of Equation (26). If $t = 0$, then $Q_{k,1} = \bar{\pi}_1^{-1} \pi_0 L_{k,1}$. Next, we consider the case where $t \geq 1$. Let $L_{k,(s+1):t} := \prod_{r=s+1}^t \frac{q_{k,r}(X_{k,r})}{p_{k,r}(X_{k,r})}$. Then,

$$\begin{aligned} Q_{k,t+1} &= \frac{q_{k,t+1}(X_{k,t+1})}{p_{k,t+1}(X_{k,t+1})} \left[\sum_{s=0}^{t-1} \frac{\pi_s}{\bar{\pi}_{t+1}} L_{k,s+1:t} + \frac{\pi_t}{\bar{\pi}_{t+1}} \right] \\ &= L_{k,t+1} \left[\sum_{s=0}^{t-1} \frac{\bar{\pi}_{t+1}}{\bar{\pi}_{t+1}} \frac{\pi_s}{\bar{\pi}_{t+1}} L_{k,(s+1):t} + \frac{\pi_t}{\bar{\pi}_{t+1}} \right] \end{aligned}$$

We complete the proof by combining the above equation with the the definition of $Q_{k,t}$. \square

Proof of Equation (27). By definition and Bayes formula,

$$W_{k,t} = \left\{ \sum_{s=0}^{t-1} \pi_s \prod_{r=1}^s p_{k,r}(X_{k,r}) \prod_{r=s+1}^t q_{k,r}(X_{k,r}) \right\} \cdot \left\{ \sum_{s=0}^{t-1} \pi_s \prod_{r=1}^s p_{k,r}(X_{k,r}) \prod_{r=s+1}^t q_{k,r}(X_{k,r}) + \bar{\pi}_t \prod_{r=1}^t p_{k,r}(X_{k,r}) \right\}^{-1}.$$

This is further simplified as $W_{k,t} = \frac{\sum_{s=0}^{t-1} \pi_s L_{k,(s+1):t}}{\sum_{s=0}^{t-1} \pi_s L_{k,(s+1):t} + \bar{\pi}_t} = \frac{\sum_{s=0}^{t-1} \frac{\pi_s}{\bar{\pi}_t} L_{k,(s+1):t}}{\sum_{s=0}^{t-1} \frac{\pi_s}{\bar{\pi}_t} L_{k,(s+1):t} + 1} = \frac{Q_{k,t}}{Q_{k,t+1}}$.

□

Proof of Equation (18).

$$\begin{aligned}
g(W_{k,t}) = & \left\{ \sum_{s=0}^{t-1} \mathbb{P}(\tau_k = s) \prod_{r=1}^s p_{k,r}(X_{k,r}) \prod_{r=s+1}^t q_{k,r}(X_{k,r}) \right. \\
& + \mathbb{P}(\tau_k = t) \prod_{r=1}^t p_{k,r}(X_{k,r}) \left. \right\} \\
& \cdot \left\{ \sum_{s=0}^{t-1} \mathbb{P}(\tau_k = s) \prod_{r=1}^s p_{k,r}(X_{k,r}) \prod_{r=s+1}^t q_{k,r}(X_{k,r}) \right. \\
& + \mathbb{P}(\tau_k \geq t) \prod_{r=1}^t p_{k,r}(X_{k,r}) \left. \right\}^{-1}
\end{aligned}$$

By the definition of $L_{1,(s+1):t}$, we simplify the above result as $g(W_{k,t}) = \frac{\sum_{s=0}^{t-1} \pi_s L_{k,(s+1):t+\pi_t}}{\sum_{s=0}^{t-1} \pi_s L_{k,(s+1):t+\bar{\pi}_t}}$.

Then in light of the relationship between $Q_{k,t}$ and $W_{k,t}$, we further simplify it to $g(W_{k,t}) = \frac{Q_{k,t} + \frac{\pi_t}{\bar{\pi}_t}}{Q_{k,t+1}} = \frac{\frac{W_{k,t}}{1-W_{k,t}} + \frac{\pi_t}{\bar{\pi}_t}}{\frac{W_{k,t}}{1-W_{k,t}} + 1} = W_{k,t} + \frac{\pi_t}{\bar{\pi}_t} (1 - W_{k,t}) = \frac{\pi_t}{\bar{\pi}_t} + (1 - \frac{\pi_t}{\bar{\pi}_t}) W_{k,t}$. □

References

- [1] Jay Bartroff. Multiple hypothesis tests controlling generalized error rates for sequential data. *Statistica Sinica*, 28:363–398, 2018.
- [2] Jay Bartroff and Jinlin Song. Sequential tests of multiple hypotheses controlling type I and II familywise error rates. *Journal of statistical planning and inference*, 153:100–114, 2014.
- [3] Jay Bartroff and Jinlin Song. Sequential tests of multiple hypotheses controlling false discovery and nondiscovery rates. *Sequential analysis*, 39(1):65–91, 2020.
- [4] Jay Bartroff, Matthew Finkelman, and Tze Leung Lai. Modern sequential analysis and its applications to computerized adaptive testing. *Psychometrika*, 73(3):473–486, 2008.

- [5] Michèle Basseville and Igor V Nikiforov. *Detection of abrupt changes: Theory and application*. Prentice Hall, Upper Saddle River, NJ, 1993.
- [6] Yoav Benjamini and Yosef Hochberg. Controlling the false discovery rate: a practical and powerful approach to multiple testing. *Journal of the Royal statistical society: series B (Methodological)*, 57:289–300, 1995.
- [7] Dimitri P Bertsekas and Steven E Shreve. *Stochastic optimal control: the discrete-time case*, volume 5. Athena Scientific, 1996.
- [8] Hock Peng Chan. Optimal sequential detection in multi-stream data. *The Annals of Statistics*, 45:2736–2763, 2017.
- [9] Hao Chen. Sequential change-point detection based on nearest neighbors. *The Annals of Statistics*, 47:1381–1407, 2019.
- [10] Hao Chen and Nancy Zhang. Graph-based change-point detection. *The Annals of Statistics*, 43:139–176, 2015.
- [11] Jie Chen, Wenyi Zhang, and H Vincent Poor. Non-bayesian multiple change-point detection controlling false discovery rate. In *2016 IEEE International Symposium on Information Theory (ISIT)*, pages 31–35. IEEE, 2016.
- [12] Jie Chen, Wenyi Zhang, and H Vincent Poor. A false discovery rate oriented approach to parallel sequential change detection problems. *IEEE Transactions on Signal Processing*, 68:1823–1836, 2020.
- [13] Yunxiao Chen and Xiaoou Li. Compound sequential change-point detection in parallel data streams. *Statistica Sinica*, 2021.
- [14] Yunxiao Chen, Yi-Hsuan Lee, and Xiaoou Li. Item quality control in educational testing: Change point model, compound risk, and sequential detection. *Journal of Educational and Behavioural Statistics*, 2021.

- [15] Andrea Dal Pozzolo, Giacomo Boracchi, Olivier Caelen, Cesare Alippi, and Gianluca Bontempi. Credit card fraud detection: a realistic modeling and a novel learning strategy. *IEEE transactions on neural networks and learning systems*, 29:3784–3797, 2017.
- [16] Savas Dayanik, Christian Goulding, and H Vincent Poor. Bayesian sequential change diagnosis. *Mathematics of Operations Research*, 33(2):475–496, 2008.
- [17] Bradley Efron. Large-scale simultaneous hypothesis testing: The choice of a null hypothesis. *Journal of the American Statistical Association*, 99:96–104, 2004.
- [18] Bradley Efron. *Large-scale inference: Empirical Bayes methods for estimation, testing, and prediction*. Cambridge University Press, Cambridge, England, 2012.
- [19] Bradley Efron, Robert Tibshirani, John D Storey, and Virginia Tusher. Empirical Bayes analysis of a microarray experiment. *Journal of the American Statistical Association*, 96:1151–1160, 2001.
- [20] Georgios Fellouris and Grigory Sokolov. Second-order asymptotic optimality in multi-sensor sequential change detection. *IEEE Transactions on Information Theory*, 62(6):3662–3675, 2016.
- [21] Bert Fristedt and Lawrence Gray. Construction of random sequences. In *A Modern Approach to Probability Theory*, pages 429–442. Springer, 1997.
- [22] Simon Haykin. Cognitive radio: brain-empowered wireless communications. *IEEE journal on selected areas in communications*, 23(2):201–220, 2005.
- [23] Teturo Kamae, Ulrich Krengel, and George L O’Brien. Stochastic inequalities on partially ordered spaces. *The Annals of Probability*, 5(6):899–912, 1977.
- [24] Lifeng Lai, Yijia Fan, and H Vincent Poor. Quickest detection in cognitive radio: A sequential change detection framework. In *IEEE GLOBECOM 2008-2008 IEEE Global Telecommunications Conference*, pages 1–5. IEEE, 2008.

- [25] Tze Leung Lai. Sequential analysis: Some classical problems and new challenges. *Statistica Sinica*, 11:303–351, 2001.
- [26] Torgny Lindvall. *Lectures on the coupling method*. Courier Corporation, 2002.
- [27] Gary Lorden. Procedures for reacting to a change in distribution. *The Annals of Mathematical Statistics*, 42:1897–1908, 1971.
- [28] Xiaochuan Ma, Lifeng Lai, and Shuguang Cui. Two-stage bayesian sequential change diagnosis. *IEEE Transactions on Information Theory*, 2020.
- [29] Yajun Mei. Efficient scalable schemes for monitoring a large number of data streams. *Biometrika*, 97:419–433, 2010.
- [30] Joseph Mitola and Gerald Q Maguire. Cognitive radio: making software radios more personal. *IEEE personal communications*, 6(4):13–18, 1999.
- [31] George V Moustakides. Optimal stopping times for detecting changes in distributions. *The Annals of Statistics*, 14:1379–1387, 1986.
- [32] Ewan S Page. Continuous inspection schemes. *Biometrika*, 41:100–115, 1954.
- [33] Moshe Pollak. Optimal detection of a change in distribution. *The Annals of Statistics*, 13:206–227, 1985.
- [34] Moshe Pollak. Average run lengths of an optimal method of detecting a change in distribution. *The Annals of Statistics*, 15:749–779, 1987.
- [35] Aleksey S Polunchenko and Alexander G Tartakovsky. State-of-the-art in sequential change-point detection. *Methodology and Computing in Applied Probability*, 14:649–684, 2012.
- [36] H Vincent Poor and Olympia Hadjiladis. *Quickest detection*. Cambridge University Press, Cambridge, England, 2008.

- [37] SW Roberts. A comparison of some control chart procedures. *Technometrics*, 8:411–430, 1966.
- [38] Walter Andrew Shewhart. *Economic control of quality of manufactured product*. Van Nostrand, Oxford, England, 1931.
- [39] Albert N Shiryaev. On optimum methods in quickest detection problems. *Theory of Probability & Its Applications*, 8:22–46, 1963.
- [40] Yanglei Song and Georgios Fellouris. Asymptotically optimal, sequential, multiple testing procedures with prior information on the number of signals. *Electronic Journal of Statistics*, 11(1):338–363, 2017.
- [41] Yanglei Song and Georgios Fellouris. Sequential multiple testing with generalized error control: An asymptotic optimality theory. *The Annals of Statistics*, 47:1776–1803, 2019.
- [42] Volker Strassen. The existence of probability measures with given marginals. *The Annals of Mathematical Statistics*, 36(2):423–439, 1965.
- [43] Alexander Tartakovsky, Igor Nikiforov, and Michele Basseville. *Sequential analysis: Hypothesis testing and changepoint detection*. CRC Press, 2014.
- [44] Yao Xie and David Siegmund. Sequential multi-sensor change-point detection. *The Annals of Statistics*, 41:670–692, 2013.
- [45] Rui Zhang, Yao Xie, Rui Yao, and Feng Qiu. Online detection of cascading change-points. *arXiv preprint arXiv:1911.05610*, 2021.