

RefCrowd: Grounding the Target in Crowd with Referring Expressions

Heqian Qiu, Hongliang Li, Taijin Zhao,
Lanxiao Wang, Qingbo Wu, Fanman Meng
University of Electronic Science and Technology of China
Chengdu, China

hqqiu@std.uestc.edu.cn, hlli@uestc.edu.cn, zhtjww@std.uestc.edu.cn
lanxiao.wang@std.uestc.edu.cn, qbwu@uestc.edu.cn, fmmeng@uestc.edu.cn

ABSTRACT

Crowd understanding has aroused the widespread interest in vision domain due to its important practical significance. Unfortunately, there is no effort to explore crowd understanding in multi-modal domain that bridges natural language and computer vision. Referring expression comprehension (REF) is such a representative multi-modal task. Current REF studies focus more on grounding the target object from multiple distinctive categories in general scenarios. It is difficult to applied to complex real-world crowd understanding. To fill this gap, we propose a new challenging dataset, called RefCrowd, which towards looking for the target person in crowd with referring expressions. It not only requires to sufficiently mine the natural language information, but also requires to carefully focus on subtle differences between the target and a crowd of persons with similar appearance, so as to realize the fine-grained mapping from language to vision. Furthermore, we propose a Fine-grained Multi-modal Attribute Contrastive Network (FMAC) to deal with REF in crowd understanding. It first decomposes the intricate visual and language features into attribute-aware multi-modal features, and then captures discriminative but robustness fine-grained attribute features to effectively distinguish these subtle differences between similar persons. The proposed method outperforms existing state-of-the-art (SoTA) methods on our RefCrowd dataset and existing REF datasets. In addition, we implement an end-to-end REF toolbox for the deeper research in multi-modal domain. Our dataset and code can be available at: <https://qiuheqian.github.io/datasets/refcrowd/>.

CCS CONCEPTS

• **Computing methodologies** → **Natural language processing**; **Computer vision tasks**; **Object detection**.

KEYWORDS

crowd understanding, referring expression comprehension, fine-grained multi-modal attribute contrastive

1 INTRODUCTION

As increasing world population and rapid development of urbanization, the crowd has frequently appeared in the real world such as various markets, stations, stadiums and so on. Thus, crowd understanding has much practical significant and is becoming an important research direction. A lot of efforts have been made in vision domain, including crowd detection [17, 52, 63], crowd counting [28, 31, 53], crowd tracking [35, 47], etc. However, there is no



Figure 1: Some examples of comparison between previous REF datasets [18, 33] and our RefCrowd dataset. Unlike previous datasets for general REF task, our Refcrowd focuses more on querying the target person in crowd, which requires to understand and distinguish only subtle differences between the target and similar persons according to the input expression.

research to explore crowd understanding in multi-modal domain, which jointly comprehends vision and linguistic information and naturally bridges the intelligent agents communicating with human about the physical world. In this paper, we are the first to focus on crowd understanding in a representative multi-modal task, i.e., referring expression comprehension.

Referring expression comprehension (REF) aims to locate a particular object in an image according to its referring expression with natural language, which plays an essential role in artificial intelligence research, including smart surveillance [1, 44], security management [2, 34], object of interest search [21, 64] and human machine interactions [11, 37]. However, a number of benchmark datasets [5, 18, 27, 33, 50, 56] usually query and ground the target object from a variety of distinct object categories in general scenarios, such as the car, cat and person as shown in Fig. 1. Although they have involved person grounding, the crowd in real world is under-represented in these datasets. According to our statistics, the average number of persons per image is only 2 to 5 on typical REF datasets, e.g., RefCOCO [18], RefCOCO+ [18] and RefCOCOg

[33]. Since the crowd in real world contain a large amount of persons who look similar in appearance and occlude with each other, which makes more challenging to ground the target person with referring expressions. For instance, it is easy to correctly locate the target person only using the category information in Fig. 1 (c) from RefCOCOg dataset [18], while it can lead to confusion due to the presence of multiple persons in Fig. 1 (d) in crowd.

To move forward the field of REF, we propose a new challenging dataset, RefCrowd, to ground the person in crowd with referring expressions. Our dataset contains a crowd of persons some of whom share similar visual appearance, and diverse natural languages covering unique properties of the target person. It not only requires to sufficiently mine and understand natural language information, but also requires to carefully focus on subtle differences between persons in an image, so as to realize fine-grained mapping from language to vision. In our RefCrowd dataset, the statistic average number of persons per image reaches 16.8, which far exceeds existing datasets. Meanwhile, there are rich person attributes in language expressions and a variety of real crowd scenes. We further provide a detailed statistic analysis on our dataset and compare with existing datasets in terms of images, expressions and number of persons.

In order to deal with REF in crowd understanding, we further propose a one-stage Fine-grained Multi-modal Attribute Contrastive Network (FMAC) for fine-grained attribute features matching between the language and vision. Specifically, we use an attribute-aware multi-modal decomposition module (AMD) to decompose intricate features of language and vision into explicit attribute-level features, and then integrate language and visual features at the attribute level. According to parsed attributes from the language expressions, each type of attribute contains multiple fine-grained attribute classes, e.g., the gender attribute type includes male and female. Based on the attribute-aware multi-modal features, we design a fine-grained attribute contrastive module (FAC) to capture discriminative fine-grained attribute features and then leverage them to distinguish the described target from a crowd of persons with similar attributes. The fine-grained attribute features in FAC are learned by an attribute contrastive loss and an attribute classification loss. The attribute contrastive loss is designed to push away different fine-grained attribute features within each attribute type, and keep the consistent with the same fine-grained attribute class in the whole dataset. The attribute classification is used to filter and suppress unrelated attribute features with the target person. Extensive experiments are conducted on our RefCrowd dataset and general datasets to demonstrate the effectiveness of our method.

The main contributions of this paper are summarized as:

- We propose a new challenging dataset RefCrowd that aims at grounding the person in crowd with referring expressions, which is the first attempt to explore crowd understanding in multi-modal task. Comprehensive analysis prove the standardization and superiority of our dataset in REF of crowd understanding.
- We propose a Fine-grained Multi-modal Attribute Contrastive Network towards REF in crowd understanding, which focuses on fine-grained attribute mapping from language to vision. The proposed method outperforms existing state-of-the-art methods on our RefCrowd dataset and previous datasets.

- Instead of conventional two-stage REF methods, we implement a code toolbox based on open-source MMDetection [4] for end-to-end REF task, which flexibly supports the integration of natural language and various visual detectors.

2 RELATED WORK

Datasets. A number of datasets have been constructed for referring expression comprehension task. An early study is ReferItGame dataset [18], which collected large-scale referring expressions for real-word objects by a two-player online game. Following ReferItGame dataset, RefCOCO and RefCOCO+ datasets [18] collected the images from MSCOCO dataset [25], where RefCOCO dataset has no restrictions on the type of language while RefCOCO+ focuses more on purely object appearance description than location. RefCOCOg dataset [33] provided longer and more complex sentences constructed by a non-interactive setting. Flickr30k Entities [38] built correspondence between phrases in sentences and regions in images. Furthermore, a few datasets have been proposed to evaluate the reasoning ability of the model, such as CLEVER-Ref [27], Cops-Ref [5], Ref-reasoning [56] and KB-Ref [50] datasets, etc. In this paper, we propose a RefCrowd dataset to fill the gap of REF in complex crowd understanding.

Approaches. Recent approaches in referring expression comprehension can be basically divided into two categories, two-stage methods and one-stage methods. Two-stage methods [6, 7, 15, 26, 29, 30, 32, 36, 51, 54, 55, 60] reformulated REF as a retrieval problem of region-language pairs. In the first stage, a set of region proposals are generated relied on a pre-trained object detection network [13, 41]. In the second stage, the best matching region is selected according to the rank of similarity between these proposals and a language query. These methods usually focus more on improving the second stage by joint embedding [32, 36, 51], modular attention networks [15, 29, 60], object relational reasoning [30, 54, 55] and parsed language-guided learning [7, 26].

Since the overall performance of two-stage methods is inevitable capped by the quality of region proposals in the first stage, recent one-stage methods [9, 16, 20, 22, 39, 46, 57, 58] get rid of the limitations and enable end-to-end joint optimization. Instead, these one-stage methods directly perform the bounding box prediction based on fused multi-modal features of language and vision. A pioneering work FAOA [58] embedded the language features into the YOLOv3 [40] object detector to ground the referred object, as do ReSC [57] and LBYLNet [16]. RCCF[22] treated the language domain as a kernel and performed correlation filtering on CenterNet [10] to predict the object center. TransVG [9] established a multi-modal transformer-based framework and grounded objects by directly regressing coordinates.

The above methods usually understand language at the whole sentence or literal word level, and match it with object instances or fixed image regions. Although they have achieved advanced performance in general scenarios, it is insufficient for challenges of complex real-world scenarios. To address this problem, we bridge language and visual features at the fine-grained and representative person attribute level.

Tasks. There are two person-centric tasks related to the one we propose. One task is crowd detection [43, 61, 62] that aims to detect all persons in a crowd image. However, it only involves

single vision modality. Although another text-based person ReID task [21, 49, 65] includes the language and vision domain, it ignores real-world complex background and only contains a cropped person for each image. This task expects to retrieve the cropped person images from the whole dataset given the input text, which focuses on the directly conversions between modalities (e.g., Text→Image, Image→Text) and determine whether these belong to the same identity, instead of scene understanding. Unlike the above two tasks, our task aims to locate the described person according to the input crowd image and expression (Image+Text→person), which requires to further understand the context of text and crowd scene.

3 REFCROWD DATASET

Different from previous REF datasets that mainly cover multiple distinctive object categories in general scenarios, we introduce a new dataset RefCrowd to ground the person in crowd with referring expressions. In this section, we first describe the pipeline of the dataset collection and annotation, and then provide a informative statistics analysis of our dataset.

3.1 Dataset Collection

Images Collection. We collected images of our dataset from popular MS COCO dataset [25] and open Internet. Based on annotations of the MS COCO dataset, we can conveniently sample 5,560 crowd scene images with multiple persons. In order to approach the diversity of real world scenarios, similar to [19, 38, 43], we further collected images from open image search engine (Google or Bing) with common scene keywords for query (e.g., sports, street, station, shopping, park, supermarket, classroom, etc.). To ensure the balance of image scene distribution, we restricted the number of images for each keyword to 300. Moreover, we filtered out some images with the small number of persons and unethical images. After those filter process, 5,142 images from Internet are remained. Finally, the whole dataset contains 10,702 images with crowd scenes.

Annotations Collection. The annotations of our dataset involve referring expression annotation and location annotation of the queried person in an image, as shown in Fig. 2. To ensure the quality of dataset, instead of Amazon Turk, we employed a professional team of 24 workers and spent nearly half a year to collect the dataset. During the annotation process, the following requests are put forward to ensure the effectiveness and quality of annotations. 1) A unified annotation python tool LabelRef is implemented for annotators to simultaneously label referring expression annotations and location annotations. 2) The location of queried person is tightly bounded by a rectangular bounding box. 3) In the same image, the written referring expressions of different persons are required to cover the unique attribute properties so as to correctly localize the queried person and avoid the ambiguity with other non-target persons. 4) If the same person is labeled with multiple expressions, they are required to contain different attributes for the diversity of annotations. 5) It is worth nothing that all expressions are forbidden to violate any ethical principles, including privacy, personal attack and impact social order.

Quality Control. After labeling all annotations of the dataset following the above requirements, we abide by the principle of cross-checking to strictly check the quality of dataset. Specifically,

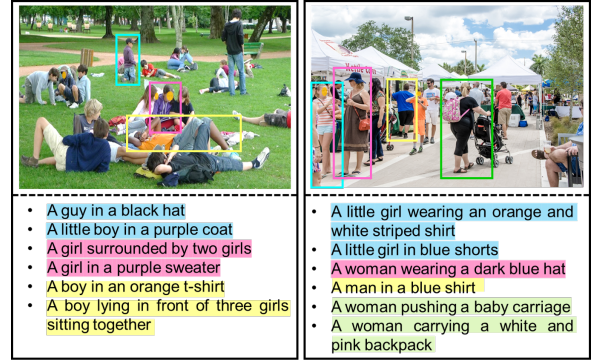


Figure 2: Illustrative examples from our RefCrowd dataset. In each image, there are multiple target persons (labeled by bounding boxes with different colors) described by expressions (highlighted by corresponding box colors). Each target person is labeled by diverse expressions.

we invited 24 examiners and divided them into 4 groups to performs cross-checking in groups. We firstly asked them to check whether all data come from public scenes to avoid privacy concerns and remove potentially unethical images and annotations. Then, we asked them to check erroneous annotations, such as without following the labeling requirements, misalignment of location and expression, semantic ambiguity, etc. In addition, we adopted a Python LanguageTool language-check as syntactic objective evaluations to conform to basic syntactic rules. Erroneous annotations would be corrected until they pass the check. In each group, each expression was checked at least 3 persons to avoid the subjective and noisy. Finally, we invited 5 professional inspectors to conduct a comprehensive supervision and review for further quality control.

Ethical Considerations. Our dataset was constructed with careful consideration and examination to ethical issues including image collection and expression labeling. Researchers requires to sign RefCrowd Terms of Use as restrictions on access to dataset to privacy protection and use dataset for research purpose only. In addition, we allow people contact us to make reasonable suggestions. We masked all faces details in this paper.

3.2 Dataset Statics

Our dataset contains 75,763 expressions for 37,999 queried persons with bounding boxes on 10,702 images. Following random selection, we split the entire dataset into 6,885 images with 48,509 expressions for training, 1,260 images with 9,074 expressions for validation and 2,557 images with 18,180 expressions for testing, respectively.

Table 1 compares the statistics in person grounding of our RefCrowd dataset and other common referring expression datasets including RefCOCO [18], RefCOCO+ [18], RefCOCOg [33]. As shown in Table 1, the scale of our dataset consistently surpasses other datasets in person grounding in terms of the total number of images, expressions and queried persons, especially compared with RefCOCOg [33], the expressions and queried persons are more than twice. In order to verify the density of persons, we utilize a trained detector [23] on popular CrowdHuman dataset [43] to evaluate the

Table 1: Comparison of different referring expression comprehension datasets in person grounding.

Dataset	Images	Expressions	Queried Persons	Persons per image	Queried persons per image	Expressions per image	Avg. Expressions Length
RefCOCO [18]	9,969	71,128	24,767	5.23	2.48	7.13	9.82
RefCOCO+ [18]	9,969	72,110	24,752	5.23	2.48	7.23	9.68
RefCOCOG [33]	10,186	35,965	18,304	2.64	1.80	3.63	17.81
RefCrowd (Our)	10,702	75,763	37,999	16.8	3.50	7.08	13.13

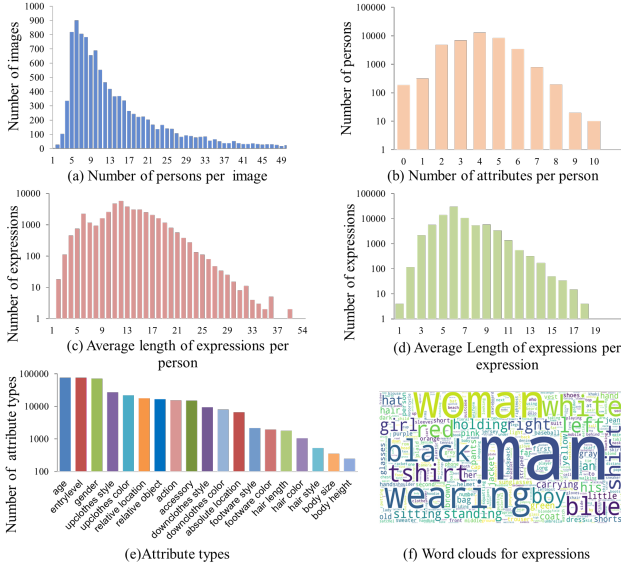


Figure 3: Statistical analysis of the proposed RefCrowd dataset, including the distribution of number of persons per image, attributes per person, average length of expressions per person and per expression, attribute types and word clouds for expressions in (a), (b), (c) and (d), (e) and (f).

number of persons. On average, there are 16.8 persons per image in our dataset, which is higher crowdness compared to other datasets with only a few persons. Due to the lower crowd density on other datasets, they are insufficient to serve as an ideal benchmark for the challenging crowd understanding. The corresponding crowdness distribution of our dataset is shown in Fig. 3 (a). It can be observed that most of images include multiple person range from 5 to 25. To measure the standardization of expressions, we statistic the word length of our dataset on per person and per expression as shown in Fig. 3 (c) and (d). The expression length is approximately lied in the range of 3 to 27 words for per person, and in the range of 2 to 17 words per expression. Averagely, there are 13.13 words for per person, which exceeds RefCOCO [18] and RefCOCO+ [18], where RefCOCOG [33] is built specifically for long expressions. Fig. 3 (e) illustrates word clouds in our dataset, there are diverse words, such as man, woman, black, t-shirt, left, etc.

In order to make a further insight into our dataset, we use a Stanford CoreNLP parser [45] to parse expressions and define 19 person attribute types similar to [18]. Fig. 3 (b) shows the distribution of number of attributes per person. Most of expressions per person involve the number of fine-grained attributes from 2 to 8, which demonstrates rich attributes often are required to describe the person in crowd. Fig. 3 (e) shows their distribution of number of

attribute types in our dataset. We can observe that our expressions cover diverse attributes, which is more applicable for the complex real-world scenarios and more challenging for this REF task.

4 METHOD

To deal with crowd understanding in REF, we propose a Fine-grained Multi-modal Attribute Contrastive Network (FMAC) to locate the target person by fine-grained mapping from the language to vision. The overall architecture is illustrated in Fig. 4. Given an image and a language expression, we first decompose visual and language features into multiple attribute-level representations, and then map the attribute-aware language features to corresponding vision domain at each attribute level, respectively. Based on the attribute-aware multi-modal feature maps, we next perform fine-grained attribute contrastive to encourage the distinctiveness and robustness of attribute features for accurate person grounding. Finally, we employ a detection head to directly predict the target location and confidence score.

4.1 Attribute-aware Multi-modal Decomposition Module

In complex crowd understanding, it is no longer enough to distinguish persons with similar appearance by only using instance-level object information in previous methods [16, 56, 60]. Based on the statistic in Section 3.2, we decompose intricate visual and language features into multiple specific person attributes to simplify the network learning of complex task, which includes visual attribute decomposition, language attribute decomposition and multi-modal attribute fusion between them.

In visual attribute decomposition, we adopt ResNet [14] based on Feature Pyramid Network (FPN) [23] as image encoder to extract visual features from different scales. The visual feature map of a certain scale is represented as $V \in \mathbb{R}^{C \times H \times W}$. Then, we split the visual feature map into K types using different 1×1 convolution layers and obtain K feature maps $\{V^k\}_{k=1}^K$, where $V^k \in \mathbb{R}^{C_k \times H \times W}$ denotes the visual feature map corresponding to the k -th attribute type. In language attribute decomposition, we first embed each word of the input language expression into a one-hot vector, and then employ a Bi-LSTM to encode them sequentially. The last hidden states of its forward and backward are concatenate as the language feature $L \in \mathbb{R}^Q$. Similar to visual features, we also split the language feature L into K types of attribute features $\{L^k\}_{k=1}^K$, $L^k \in \mathbb{R}^{C_k}$, and treat language attribute features as a set of attribute-aware filters L^k . Then, we convolve visual attribute features with corresponding language filters to obtain their semantic relation map $R^k \in \mathbb{R}^{1 \times H \times W}$. Based on the semantic relation map, we can fuse the weighted feature map and original visual feature map at each attribute type to generate the final attribute-aware multi-modal

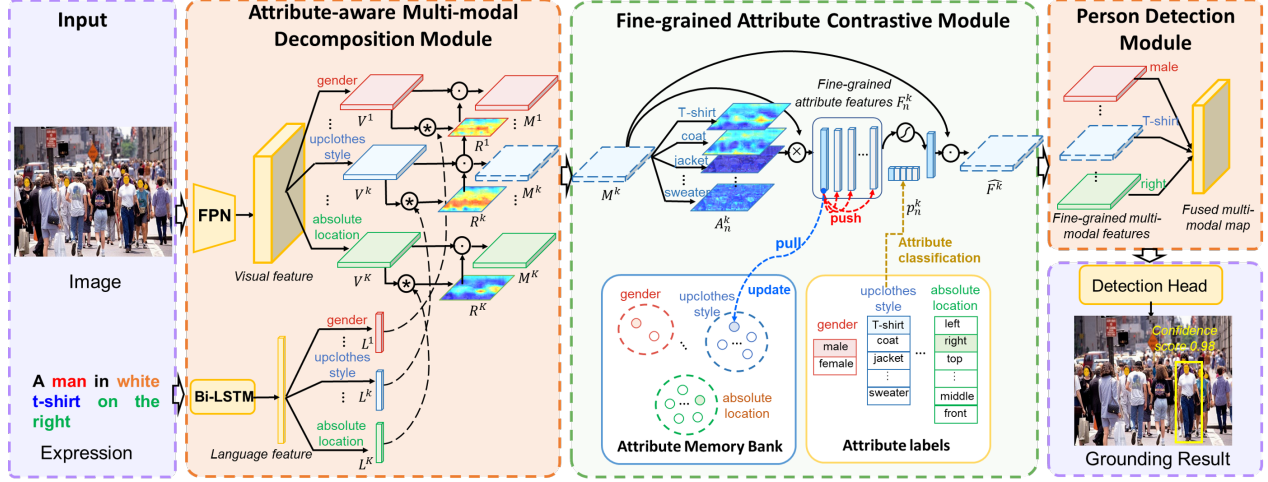


Figure 4: The overall architecture of our proposed Fine-grained Multi-modal Attribute Contrastive Network (FMAC), including attribute-aware multi-modal decomposition module (ADM), fine-grained attribute contrastive module (FAC) and person detection module. In our method, FAC is implemented for each attribute-aware multi-modal feature map. We highlight one type of attribute (i.e., upclothes style) and its corresponding fine-grained attributes in this figure, and other types of attribute are similar to it.

feature map $M^k \in \mathbb{R}^{C \times H \times W}$, in which original visual feature map V^k is used to compensate for the information that may be lost after weighting. The specific calculation is as follows:

$$\begin{aligned} L^k &= \tanh(W_q L), \\ R^k &= \text{Softmax}[L^k * V^k], \\ M^k &= W_m[R^k \odot V^k] \end{aligned} \quad (1)$$

where W_m and W_q are learnable weight parameters. $*$, \odot and $[\cdot]$ represent convolution, hadamard product and concatenate operators, respectively. Different attribute types usually focus on different spatial regions or semantic information. For example, the attribute map of gender focus on the global semantic features while the upclothes style focuses on the upper local part of the body.

4.2 Fine-grained Attribute Contrastive Module

It is difficult to distinguish different fine-grained attributes within the same attribute type due to their similar appearance and semantic information, e.g., there is subtle length difference between T-shirt and coat in the type of upclothes style (the style of upper body clothes). Based on multi-modal attribute feature map M^k of each type, we first generate N attention maps $\{A_n^k\}_{n=1}^N$ using a convolution layer, where each attention map $A_n^k \in \mathbb{R}^{1 \times H \times W}$ represents related response regions corresponding to each fine-grained attribute. N is the number of fine-grained attributes at the k -th attribute type. Then, we can gather their representative semantic feature vector $F_n^k \in \mathbb{R}^C$ from each attribute map M^k according to the response regions.

$$\begin{aligned} F_n^k &= A_n^k \times M^k, \\ A_n^k &= \text{Softmax}[W_a^k M^k], \end{aligned} \quad (2)$$

where W_a^k is weight parameter. T denotes the transpose operation, F_n^k is the feature vector of the n -th fine-grained attribute in the k -th attribute type.

To enhance the distinctiveness between different fine-grained attributes within the same attribute type, we design an attribute contrastive loss function L_{ACO} and an attribution classification loss function L_{ACE} to optimize the learning of these features. The goal of attribute contrastive loss function is to push away features of different fine-grained attributes while pull closer to the same one in the entire dataset. The attribution classification loss is used to constrain the attribute category to which the target person belongs.

Suppose l^k denotes the category label of ground-truth attribute at the k -th attribute type. $F_l^k \in \mathbb{R}^C$ denotes the semantic feature vector corresponding to the ground-truth label. $F_{n \neq l}^k \in \mathbb{R}^C$ represents the semantic vector of other negative categories in the same image and expression. Since there are different views for the same fine-grained attribute in different images, we maintain their consistency to make the robustness of features. Inspired by [12], we build a memory bank $Q^k \in \mathbb{R}^{N \times C}$ to store their semantic features with the same fine-grained attribute in entire dataset, where Q_l^k denotes memory features for the l -th fine-grained attribute at the k -th type. The attribute contrastive loss L_{ACO} can be defined as:

$$L_{ACO_n}^k = -\log \frac{\exp(F_l^k \cdot Q_n^k / \tau)}{\exp(F_l^k \cdot Q_n^k / \tau) + \sum_{n \neq l} \exp(F_l^k \cdot F_n^k / \tau)}, \quad (3)$$

where $\tau = 0.2$ is a temperature constant similar to [12]. Unlike previous triplet loss [60] that is limited to the number of positive and negative samples, we consider all negative fine-grained attribute samples in current expression and positive sample with the same attribute across expressions and images. This helps to enhance the discrimination without losing the robustness of each attribute feature. During training, we first random initial the memory bank

Q^k . Then, we update the value in Q^k using moving average after each iteration:

$$Q_l^k \leftarrow mQ_l^k + (1 - m)F_l^k, \quad (4)$$

where $m = 0.999$ represents the momentum.

In addition, we predict their probability score p_n^k for the described person to measure the weights of these attribute features, which can be directly supervised by an attribute classification cross entropy loss L_{ACE} :

$$L_{ACE} = - \sum_{n=1}^N w_n^k [y_n^k \log(p_n^k)], \quad (5)$$

$$p_n^k = \frac{\exp(f_n^k)}{\sum_{n=1}^N \exp(f_n^k)},$$

where $w_n^k = 1/\sqrt{Freq_{attr_n^k}}$ weights the attribute labels to alleviate the imbalance problem of data, $Freq_{attr_n^k}$ is the frequency of persons with the attribute label n . $y_{n=l}^k = 1$ when $n = l$ is the ground-truth label. Otherwise, $y_{n \neq l}^k = 0$. Here, we use a fully connect layer to generate the probability logits $f_n^k \in \mathbb{R}^N$ and a softmax function to obtain the final probability score p_n^k , where a high probability score means the target person is more likely to contain this attribute category.

According to the predicted probability score, we can choose its representative fine-grained semantic feature in each attribute type by softly weighting these attribute features. Thereby, the unrelated attribute category features are suppressed while the important one is reserved. Then, we leverage the fused fine-grained attribute feature $\widehat{F}^k \in \mathbb{R}^C$ to enhance the initial decomposed attribute features M^k .

$$\widehat{F}^k = \sum_{n=1}^N p_n^k F_n^k, \quad (6)$$

$$\widehat{M}^k = \sigma(\widehat{F}^k) \odot M^k + M^k,$$

where σ denotes Sigmoid activate function, which scales the feature values of \widehat{F}^k to the range of $[0, 1]$. Further, we concatenate these decomposed features and employ a convolution layer to generate the final fine-grained multi-modal feature map \widehat{M} .

4.3 Person Detection Module

Based on the captured fine-grained multi-modal feature map \widehat{M} , we adopt an anchor-free detection head FCOS [48] including classification and localization branches to locate the target person corresponding to the input expression. For each location, we separately use four convolution layers to predict a 4D vector bounding box coordinates $t = (l, t, r, b)$ for the distance from the location to the four side of the ground-truth bounding box $t^* = (l^*, t^*, r^*, b^*)$, and a 1D vector the confidence score c whether it belongs to the target person, c^* is the ground-truth label. The detection head is optimized by a regression loss L_{reg} and a classification loss L_{cls} as follows:

$$L_{Det} = L_{reg}(t, t^*) + L_{cls}(c, c^*), \quad (7)$$

where the regression loss L_{reg} is GIoU loss [42] and the classification loss L_{cls} is focal loss [24].

To sum up, the overall network is end-to-end optimized by the aforementioned loss functions (3), (5) and (7) for the attribute features learning and the detection loss function:

$$L_{all} = L_{Det} + L_{ACO} + L_{ACE}. \quad (8)$$

5 EXPERIMENTS

Implement Details. We implement an end-to-end referring expression grounding toolbox to flexibly support the integration of natural language and various popular detectors based on open source MMDetection [4] toolbox. Unless specified, all experiments of our method adopt a recent representative anchor-free detector FCOS [48] with ResNet101-FPN [23]. The overall architecture of the proposed FMac method is end-to-end optimized using SGD optimizer with a batch size of 16 for 12 epochs. We set the base learning rate to 0.02 and decrease by a factor of 10 after 8 epochs and 11 epochs. Because the visual encoder and detection head are initialized using pre-trained on the MS COCO dataset [25], we multiply their learning rate by 0.1. The scale of input image is resized to 800×1333 , following the default settings of FCOS [48]. It is worth mentioning that we do not use any data augmentation throughout the training and inference stages. The channels of encoded language, visual and attribute feature are set to $C_q = 1024$, $C = 256$ and $C_k = 256$. The number of attribute types is set to $N = 8$.

Evaluation Metric. We calculate the intersection-over-union (IoU) between the predicted bounding box and ground-truth one to measure whether the prediction is correct. A predicted bounding box is treated as correct if IoU is higher than desired IoU threshold. Instead of using single IoU threshold 0.5, we adopt the mean accuracy $mAcc$ to measure the localization performance of methods, which averages the accuracy over IoU thresholds from loose 0.5 to strict 0.95 with interval 0.05 similar to popular COCO metrics [25]. $mAcc$ is a comprehensive indicator for widely real-world applications.

5.1 Dataset Bias Analysis

Analyzing the impact of dataset bias is necessary to the further research on vision and language. Inspired by [8], we shows the results of dataset bias analysis in Table 2. The *Random* predicts a random bounding box based a pre-trained object detector FCOS, which only achieves 6.90% on validation set and 5.10% on test set in term of loose Acc_{50} . Without the language expression, the *w/o Expressions* only uses the image to train the model and obtains better performance than *Random*. Introducing partial expressions with the subject or all nouns, we observe the performance of *Subject Expressions* has barely improved compared to the *w/o Expressions*, while there is still a large gap between the performance of *Partial Expressions* and our method. This result demonstrates our RefCrowd dataset is more challenging and only using partial expressions is not enough, which requires the algorithm carefully understands more expression information so as to correctly locate the target because a crowd scene usually contains multiple persons related to the subject expression.

Table 2: Dataset bias analysis with different settings on the RefCrowd dataset. w/o means the input is removed.

Method	val			test		
	Acc_{50}	Acc_{75}	$mAcc$	Acc_{50}	Acc_{75}	$mAcc$
Random	6.90	6.41	5.79	5.10	4.79	4.27
w/o Expressions	24.47	22.28	20.27	25.21	23.46	21.03
Subject Expressions	24.92	22.75	20.47	25.26	23.37	20.98
Partial Expressions	45.36	40.22	36.07	45.12	40.19	35.88
Our FMAC	57.32	50.66	45.51	57.47	50.81	45.58

Table 3: The effects of main components in the proposed method on the RefCrowd validation set.

ADM	FAC	$FAC+L_{ACO}$	$FAC+L_{ACE}$	Acc_{50}	Acc_{75}	$mAcc$
				53.77	47.42	42.71
✓				56.40	49.74	44.85
✓	✓			56.08	49.90	44.68
✓	✓		✓	56.39	49.99	44.90
✓	✓	✓		57.05	50.28	45.25
✓	✓	✓	✓	57.32	50.66	45.51

5.2 Ablation Studies

Effects of main components. The effects of main components in our method are shown in Table 3. The baseline model directly fuses the language and visual features using Eq.1. Compared with the baseline method, the attribute-aware multi-modal decomposition module (AMD) consistently improves the performance by 2.63% and 2.14% in terms of widely-used Acc_{50} and comprehensive $mAcc$, which demonstrates the effectiveness of decomposed features fusion. In addition, we introduce the fine-grained attribute contrastive Module (FAC) without constraint loss function, the performance is slightly decreased. Significantly, the $mAcc$ of performance is improved when introducing the attribute contrastive loss L_{ACO} and the attribute classification loss L_{ACE} , especially for L_{ACO} that improves the performance by nearly 1%. It reveals that discriminative features are important to distinguish the differences between different attributes with similar semantic. The overall method significantly outperforms baseline by 3.55%, 3.24% and 2.8% based on Acc_{50} , Acc_{75} and $mAcc$, respectively. This results mean that it is necessary to capturing fine-grained attributes for REF in crowd understanding.

Effects of different attributes. We analyze the effects of different attributes in Table 4. Following the most frequent strategy, we set the number of attribute type to $K = 1, 3, 5, 8, 10$ respectively, and select top 86 fine-grained attribute categories in total. It can be observed that the performance is improved gradually with the increase of number K of attribute types and achieves the best performance when $K = 8$ (i.e., these attribute types are entrylevel, gender, upclothes style, upclothes color, relative location, relative object, action and accessory, according to our statistics in Fig. 3 (e). Because the age attribute type is often contained in entrylevel, we remove the type.). The performance is relatively declined when $K=10$. One possible reason is the potential data imbalance caused by the mixing of low-frequency attribute types. In addition, we fix the number of attribute type $K = 8$. It can be observed that the frequent strategy for choosing attributes outperforms the random strategy by 0.67% $mAcc$. Based on the above analysis, we set to $K=8$ using the frequent strategy.

Table 4: The effects of different attributes on the RefCrowd validation set.

Method	Acc_{50}	Acc_{75}	$mAcc$
$K=1$	55.75	48.98	44.09
$K=3$	56.19	49.28	44.23
$K=5$	56.84	49.91	45
$K=8$	57.32	50.66	45.51
$K=10$	56.94	50.09	45.11
Random attributes ($K=8$)	56.82	49.89	44.84
Frequency attributes ($K=8$)	57.32	50.66	45.51

Table 5: The effects of different contrastive loss function in FAC on the RefCrowd validation set.

Method	Acc_{50}	Acc_{75}	$mAcc$
w/o attribute contrastive	56.39	49.99	44.90
Triplet loss [60]	56.42	49.77	44.82
Common contrastive loss [12]	56.59	50.03	44.85
Our L_{ACO} w/o Memory Bank	56.47	49.79	44.81
Our L_{ACO}	57.32	50.66	45.51

Effects of fine-grained attribute contrastive learning. Table 5 studies the effects of fine-grained attribute contrastive learning. Triplet loss function randomly samples one positive and negative at a time, which is widely used in feature learning [60]. It can be observed that only one negative sample in triplet loss has loosed its validity in crowd with a large number of negative samples. Instead, our contrastive learning considers more attribute negative samples in current image and positive sample from memory bank with the entire dataset. This is also different from conventional contrastive learning [12] that treats the negative samples from the entire dataset, while it is more important to distinguish the objects in current image for REF task. In Table 5, our attribute contrastive performs better than the two methods, which demonstrates the our attribute contrastive loss has more conductive to the distinguish features between persons in crowd.

Visualization Results. Fig. 5 show the attention maps of relevant attributes of grounding the target person in the inference process. It can be observed that relevant attribute areas of the query person are highlighted to assist fine-grained mapping from language to vision. For example, there are multiple persons sitting on the grass as shown in the attention map of “grass”. Some men are noticed for the “male” of gender attribute. The “white” of upclothes color attribute and “T-shirt” of upclothes style attribute highlight the local area of the upper body of persons. For the “sitting” of action attribute, the legs and foot areas of these girls and hands of the boy on the ground is concerned. Combining these attention maps, it is naturally to find the particular person described by the expression from a crowd of persons with similar properties.

More successful grounding cases are shown in the first two lines of Fig. 6. It demonstrates that the proposed fine-grained multi-modal attribute contrastive method is effective to accurate person grounding in more complex crowd understanding. Some failure cases are also reported in the last line of Fig. 6. It is difficult to locate the tiny target person, such as the boy and the man wearing the same clothes in the first case. Because the target persons are not visible, the disturbing objects similar to them would be incorrectly located with higher confidence score. In addition, complex and long

Table 6: Comparison with state-of-the-art methods on our RefCrowd, RefCOCO [18] and RefCOCO+ datasets [18].

Method	Year	Detector	Backbone	RefCrowd val			RefCrowd test			RefCOCO	RefCOCO+
				Acc ₅₀	Acc ₇₅	mAcc	Acc ₅₀	Acc ₇₅	mAcc	testA	testA
MattNet [60]	2018	Mask R-CNN [13]	ResNet-101	52.47	45.60	40.32	52.50	46.30	40.66	81.14	71.62
CM-Att [29]	2019	Mask R-CNN [13]	ResNet-101	53.22	46.61	41.00	53.87	47.51	41.73	82.16	72.58
CM-Att-Erase [29]	2019	Mask R-CNN [13]	ResNet-101	54.94	48.01	42.32	54.98	48.45	42.50	83.14	73.65
FAOA[58]	2019	YOLOv3 [40]	DarkNet-53	42.34	29.40	26.60	42.39	29.62	26.72	74.35	60.23
ReSC-Large [57]	2020	YOLOv3 [40]	DarkNet-53	49.10	39.72	34.64	49.55	41.06	35.16	80.45	68.36
LBYLNet [16]	2021	YOLOv3 [40]	DarkNet-53	51.73	37.47	33.67	52.40	38.30	34.08	82.18	73.38
TransVG [9]	2021	DETR [3]	ResNet-101	42.51	29.85	27.57	43.03	30.43	27.85	82.72	70.70
Baseline	Our	RetinaNet [24]	ResNet-101	43.67	38.53	34.22	45.21	39.98	35.52	80.49	70.43
Baseline	Our	Reppoint [59]	ResNet-101	53.9	46.24	41.11	54.22	47.11	41.62	81.79	72.57
Baseline	Our	FCOS [48]	ResNet-101	53.77	47.42	42.71	54.79	48.19	43.15	81.13	72.25
FMAC	Our	RetinaNet [24]	ResNet-101	49.38	43.39	38.75	49.82	44.09	39.28	83.58	72.77
FMAC	Our	Reppoint [59]	ResNet-101	57.46	50.01	44.37	57.80	50.25	44.53	84.05	75.02
FMAC	Our	FCOS [48]	ResNet-101	57.32	50.66	45.51	57.47	50.81	45.58	83.50	74.12

**Figure 5: Visualization of attribute attention maps. The red dotted boxes show the highlighted regions.**

expressions are always a challenge problem in REF task. For example, it is hard to distinguish the two girls both beside the umbrella in the second case. The third case shows a loose location result due to occlusion between person. In the future, we will attempt to introduce more informative features and language reasoning to address the tiny or occlusion object and complex language problems.

5.3 Comparison with State-of-the-art Methods

We compare the proposed method with state-of-the-art methods using various object detectors on our RefCrowd and general REF datasets in Table 6. For fair comparison, we train all methods on our RefCrowd dataset using their default strategies. Although existing methods have achieved advanced performance on general REF datasets, there is a large drop of their performance on our dataset, especially for one-stage methods. These results demonstrate the challenging of our dataset and inspire us to further propose our method FMAC to explore one-stage methods in complex scenarios. It can be observed that Our method based on FCOS [48] suppresses all SoTA methods on validation and test sets of our RefCrowd dataset. In addition, we also implement our method based on other detectors using our REF toolbox, including anchor-based RetinaNet [24] and anchor-free Reppoint [59] detectors, which significantly outperforms the Baseline method that directly fuse the ambiguous visual and language features using Eq.1. Meanwhile, our method outperforms these methods on testA set including person of general

**Figure 6: Visualization of grounding results on our RefCrowd dataset. The first two lines show some successful cases and the last line shows failure cases. The red and green boxes are the ground truth and the predict box.**

RefCOCO and RefCOCO+. The results demonstrate the generality and effectiveness of our method.

6 CONCLUSION

In this paper, we have proposed a new challenging REF dataset, RefCrowd, which aims at looking for the persons in crowd based on referring expressions. It encourages the algorithm to leverage the natural language with unique properties of the target person, and carefully explore subtle differences from multiple persons with similar visual appearance. Based on this dataset, we have designed a fine-grained multi-modal attribute contrastive network to deal with REF in crowd understanding, which decomposes the coarse features into person attribute features, and captures fine-grained attribute matching between language and vision. Extensive dataset analysis and experiment results shows that the challenging and validity of our dataset and the effectiveness of the proposed method. To end up, we wish our dataset can attract more attention on crowd understanding for multi-modal domain in the future.

REFERENCES

- [1] Sebastian Brutzer, Benjamin Höferlin, and Gunther Heidemann. 2011. Evaluation of background subtraction techniques for video surveillance. In *Proceedings of the IEEE conference on computer vision and pattern recognition*. IEEE, 1937–1944.
- [2] Joshua Candamo, Matthew Shreve, Dmitry B Goldgof, Deborah B Sapper, and Rangachar Kasturi. 2009. Understanding transit scenes: A survey on human behavior-recognition algorithms. *IEEE Transactions on Intelligent Transportation Systems* 11, 1 (2009), 206–224.
- [3] Nicolas Carion, Francisco Massa, Gabriel Synnaeve, Nicolas Usunier, Alexander Kirillov, and Sergey Zagoruyko. 2020. End-to-end object detection with transformers. In *Proceedings of the European conference on computer vision*. Springer, 213–229.
- [4] Kai Chen, Jiaqi Wang, Jiangmiao Pang, Yuhang Cao, Yu Xiong, Xiaoxiao Li, Shuyang Sun, Wansen Feng, Ziwei Liu, Jiarui Xu, Zheng Zhang, Dazhi Cheng, Chenchen Zhu, Tianheng Cheng, Qijie Zhao, Buyu Li, Xin Lu, Rui Zhu, Yue Wu, Jifeng Dai, Jingdong Wang, Jianping Shi, Wanli Ouyang, Chen Change Loy, and Dahua Lin. 2019. MMDetection: Open MMLab Detection Toolbox and Benchmark. (2019). <https://arxiv.org/abs/1906.07155v1>
- [5] Zhenfang Chen, Peng Wang, Lin Ma, Kwan-Yee K Wong, and Qi Wu. 2020. Cops-ref: A new dataset and task on compositional referring expression comprehension. In *Proceedings of the IEEE conference on computer vision and pattern recognition*. 10086–10095.
- [6] Ying Cheng, Ruize Wang, Jiashuo Yu, Rui-Wei Zhao, Yuejie Zhang, and Rui Feng. 2021. Exploring Logical Reasoning for Referring Expression Comprehension. In *Proceedings of the 29th ACM International Conference on Multimedia*. 5047–5055.
- [7] Volkan Cirik, Taylor Berg-Kirkpatrick, and Louis-Philippe Morency. 2018. Using syntax to ground referring expressions in natural images. In *Proceedings of the AAAI conference on artificial intelligence*.
- [8] Volkan Cirik, Louis-Philippe Morency, and Taylor Berg-Kirkpatrick. 2018. Visual referring expression recognition: What do systems actually learn? *arXiv preprint arXiv:1805.11818* (2018).
- [9] Jiajun Deng, Zhengyuan Yang, Tianlang Chen, Wengang Zhou, and Houqiang Li. 2021. TransVG: End-to-End Visual Grounding with Transformers. *Proceedings of the IEEE international conference on computer vision* (2021).
- [10] Kaiwen Duan, Song Bai, Lingxi Xie, Honggang Qi, Qingming Huang, and Qi Tian. 2019. Centernet: Keypoint triplets for object detection. In *Proceedings of the IEEE international conference on computer vision*. 6569–6578.
- [11] Lin Guo, Zongxing Lu, and Ligang Yao. 2021. Human-Machine Interaction Sensing Technology Based on Hand Gesture Recognition: A Review. *IEEE Transactions on Human-Machine Systems* 51, 4 (2021), 300–309.
- [12] Kaiming He, Haoqi Fan, Yuxin Wu, Saining Xie, and Ross Girshick. 2020. Momentum contrast for unsupervised visual representation learning. In *Proceedings of the IEEE conference on computer vision and pattern recognition*. 9729–9738.
- [13] Kaiming He, Georgia Gkioxari, Piotr Dollár, and Ross Girshick. 2017. Mask r-cnn. In *Proceedings of the IEEE international conference on computer vision*. 2961–2969.
- [14] Kaiming He, Xiangyu Zhang, Shaoqing Ren, and Jian Sun. 2016. Deep residual learning for image recognition. In *Proceedings of the IEEE conference on computer vision and pattern recognition*. 770–778.
- [15] Ronghang Hu, Marcus Rohrbach, Jacob Andreas, Trevor Darrell, and Kate Saenko. 2017. Modeling relationships in referential expressions with compositional modular networks. In *Proceedings of the IEEE conference on computer vision and pattern recognition*. 1115–1124.
- [16] Binbin Huang, Dongze Lian, Weixin Luo, and Shenghua Gao. 2021. Look Before You Leap: Learning Landmark Features for One-Stage Visual Grounding. In *Proceedings of the IEEE conference on computer vision and pattern recognition*. 16888–16897.
- [17] Xin Huang, Zheng Ge, Zequn Jie, and Osamu Yoshie. 2020. NMS by representative region: Towards crowded pedestrian detection by proposal pairing. In *Proceedings of the IEEE conference on computer vision and pattern recognition*. 10750–10759.
- [18] Sahar Kazemzadeh, Vicente Ordonez, Mark Matten, and Tamara Berg. 2014. Referitgame: Referring to objects in photographs of natural scenes. In *Proceedings of the 2014 conference on empirical methods in natural language processing (EMNLP)*. 787–798.
- [19] Ranjay Krishna, Yuke Zhu, Oliver Groth, Justin Johnson, Kenji Hata, Joshua Kravitz, Stephanie Chen, Yannis Kalantidis, Li-Jia Li, David A Shamma, et al. 2017. Visual genome: Connecting language and vision using crowdsourced dense image annotations. *International journal of computer vision* 123, 1 (2017), 32–73.
- [20] Liuwu Li, Yuqi Bu, and Yi Cai. 2021. Bottom-Up and Bidirectional Alignment for Referring Expression Comprehension. In *Proceedings of the 29th ACM International Conference on Multimedia*. 5167–5175.
- [21] Shuang Li, Tong Xiao, Hongsheng Li, Bolei Zhou, Dayu Yue, and Xiaogang Wang. 2017. Person search with natural language description. In *Proceedings of the IEEE conference on computer vision and pattern recognition*. 1970–1979.
- [22] Yue Liao, Si Liu, Guanbin Li, Fei Wang, Yanjie Chen, Chen Qian, and Bo Li. 2020. A real-time cross-modality correlation filtering method for referring expression comprehension. In *Proceedings of the IEEE conference on computer vision and pattern recognition*. 10880–10889.
- [23] Tsung-Yi Lin, Piotr Dollár, Ross Girshick, Kaiming He, Bharath Hariharan, and Serge Belongie. 2017. Feature pyramid networks for object detection. In *Proceedings of the IEEE conference on computer vision and pattern recognition*. 2117–2125.
- [24] Tsung-Yi Lin, Priya Goyal, Ross Girshick, Kaiming He, and Piotr Dollár. 2017. Focal loss for dense object detection. In *Proceedings of the IEEE international conference on computer vision*. 2980–2988.
- [25] Tsung-Yi Lin, Michael Maire, Serge Belongie, James Hays, Pietro Perona, Deva Ramanan, Piotr Dollár, and C Lawrence Zitnick. 2014. Microsoft coco: Common objects in context. In *Proceedings of the European conference on computer vision*. Springer, 740–755.
- [26] Daqing Liu, Hanwang Zhang, Feng Wu, and Zheng-Jun Zha. 2019. Learning to assemble neural module tree networks for visual grounding. In *Proceedings of the IEEE international conference on computer vision*. 4673–4682.
- [27] Runtao Liu, Chenxi Liu, Yutong Bai, and Alan L Yuille. 2019. Clevr-ref+: Diagnosing visual reasoning with referring expressions. In *Proceedings of the IEEE conference on computer vision and pattern recognition*. 4185–4194.
- [28] Xinyan Liu, Guorong Li, Zhenjun Han, Weigang Zhang, Yifan Yang, Qingming Huang, and Nicu Sebe. 2021. Exploiting Sample Correlation for Crowd Counting With Multi-Expert Network. In *Proceedings of the IEEE international conference on computer vision*. 3215–3224.
- [29] Xihui Liu, Zihao Wang, Jing Shao, Xiaogang Wang, and Hongsheng Li. 2019. Improving referring expression grounding with cross-modal attention-guided erasing. In *Proceedings of the IEEE conference on computer vision and pattern recognition*. 1950–1959.
- [30] Yongfei Liu, Bo Wan, Xiaodan Zhu, and Xuming He. 2020. Learning cross-modal context graph for visual grounding. In *Proceedings of the AAAI conference on artificial intelligence*, Vol. 34. 11645–11652.
- [31] Zhihao Liu, Zhijian He, Lujia Wang, Wenguan Wang, Yixuan Yuan, Dingwen Zhang, Jinglin Zhang, Pengfei Zhu, Luc Van Gool, Junwei Han, et al. 2021. VisDrone-CC2021: The Vision Meets Drone Crowd Counting Challenge Results. In *Proceedings of the IEEE international conference on computer vision*. 2830–2838.
- [32] Ruotian Luo and Gregory Shakhnarovich. 2017. Comprehension-guided referring expressions. In *Proceedings of the IEEE conference on computer vision and pattern recognition*. 7102–7111.
- [33] Junhua Mao, Jonathan Huang, Alexander Toshev, Oana Camburu, Alan L Yuille, and Kevin Murphy. 2016. Generation and comprehension of unambiguous object descriptions. In *Proceedings of the IEEE conference on computer vision and pattern recognition*. 11–20.
- [34] Thomas B Moeslund and Erik Granum. 2001. A survey of computer vision-based human motion capture. *Computer vision and image understanding* 81, 3 (2001), 231–268.
- [35] Guanghan Ning, Jian Pei, and Heng Huang. 2020. Lighttrack: A generic framework for online top-down human pose tracking. In *Proceedings of the IEEE conference on computer vision and pattern recognition workshops*. 1034–1035.
- [36] Yulei Niu, Hanwang Zhang, Zhiwu Lu, and Shih-Fu Chang. 2019. Variational Context: Exploiting Visual and Textual Context for Grounding Referring Expressions. *IEEE Transactions on Pattern Analysis and Machine Intelligence* 43, 1 (2019), 347–359.
- [37] Donald A Norman. 1984. Stages and levels in human-machine interaction. *International journal of man-machine studies* 21, 4 (1984), 365–375.
- [38] Bryan A Plummer, Liwei Wang, Chris M Cervantes, Juan C Caicedo, Julia Hockenmaier, and Svetlana Lazebnik. 2015. Flickr30k entities: Collecting region-to-phrase correspondences for richer image-to-sentence models. In *Proceedings of the IEEE international conference on computer vision*. 2641–2649.
- [39] Heqian Qiu, Hongliang Li, Qingbo Wu, Fanman Meng, Hengcan Shi, Taijin Zhao, and King Ng Ngan. 2020. Language-Aware Fine-Grained Object Representation for Referring Expression Comprehension. In *Proceedings of the 28th ACM International Conference on Multimedia*. 4171–4180.
- [40] Joseph Redmon and Ali Farhadi. 2018. Yolov3: An incremental improvement. (2018). <http://arxiv.org/abs/1804.02767>
- [41] Shaoqing Ren, Kaiming He, Ross Girshick, and Jian Sun. 2015. Faster r-cnn: Towards real-time object detection with region proposal networks. *Advances in neural information processing systems* 28 (2015), 91–99.
- [42] Hamid Rezaatoughi, Nathan Tsoi, JunYoung Gwak, Amir Sadeghian, Ian Reid, and Silvio Savarese. 2019. Generalized intersection over union: A metric and a loss for bounding box regression. In *Proceedings of the IEEE conference on computer vision and pattern recognition*. 658–666.
- [43] Shuai Shao, Zijian Zhao, Boxun Li, Tete Xiao, Gang Yu, Xiangyu Zhang, and Jian Sun. 2018. Crowdhuman: A benchmark for detecting human in a crowd. *arXiv preprint arXiv:1805.00123* (2018).
- [44] Mohammad Shorufuzzaman, M Shamim Hossain, and Mohammed F Alhamid. 2021. Towards the sustainable development of smart cities through mass video surveillance: A response to the COVID-19 pandemic. *Sustainable cities and society* 64 (2021), 102582.
- [45] Richard Socher, John Bauer, Christopher D Manning, and Andrew Y Ng. 2013. Parsing with compositional vector grammars. In *Proceedings of the 51st Annual Meeting of the Association for Computational Linguistics (Volume 1: Long Papers)*. 455–465.

- [46] Mingjie Sun, Jimin Xiao, and Eng Gee Lim. 2021. Iterative Shrinking for Referring Expression Grounding Using Deep Reinforcement Learning. In *Proceedings of the IEEE conference on computer vision and pattern recognition*. 14060–14069.
- [47] Ramana Sundararaman, Cedric De Almeida Braga, Eric Marchand, and Julien Pettre. 2021. Tracking Pedestrian Heads in Dense Crowd. In *Proceedings of the IEEE conference on computer vision and pattern recognition*. 3865–3875.
- [48] Zhi Tian, Chunhua Shen, Hao Chen, and Tong He. 2019. Fcos: Fully convolutional one-stage object detection. In *Proceedings of the IEEE international conference on computer vision*. 9627–9636.
- [49] Bokun Wang, Yang Yang, Xing Xu, Alan Hanjalic, and Heng Tao Shen. 2017. Adversarial cross-modal retrieval. In *Proceedings of the 25th ACM international conference on Multimedia*. 154–162.
- [50] Peng Wang, Dongyang Liu, Hui Li, and Qi Wu. 2020. Give Me Something to Eat: Referring Expression Comprehension with Commonsense Knowledge. In *Proceedings of the 28th ACM International Conference on Multimedia*. 28–36.
- [51] Peng Wang, Qi Wu, Jiewei Cao, Chunhua Shen, Lianli Gao, and Anton van den Hengel. 2019. Neighbourhood watch: Referring expression comprehension via language-guided graph attention networks. In *Proceedings of the IEEE conference on computer vision and pattern recognition*. 1960–1968.
- [52] Longyin Wen, Dawei Du, Pengfei Zhu, Qinghua Hu, Qilong Wang, Liefeng Bo, and Siwei Lyu. 2021. Detection, Tracking, and Counting Meets Drones in Crowds: A Benchmark. In *Proceedings of the IEEE conference on computer vision and pattern recognition*. 7812–7821.
- [53] Yanyu Xu, Ziming Zhong, Dongze Lian, Jing Li, Zhengxin Li, Xinxing Xu, and Shenghua Gao. 2021. Crowd Counting With Partial Annotations in an Image. In *Proceedings of the IEEE international conference on computer vision*. 15570–15579.
- [54] Sibe Yang, Guanbin Li, and Yizhou Yu. 2019. Cross-modal relationship inference for grounding referring expressions. In *Proceedings of the IEEE conference on computer vision and pattern recognition*. 4145–4154.
- [55] Sibe Yang, Guanbin Li, and Yizhou Yu. 2019. Dynamic graph attention for referring expression comprehension. In *Proceedings of the IEEE international conference on computer vision*. 4644–4653.
- [56] Sibe Yang, Guanbin Li, and Yizhou Yu. 2020. Graph-structured referring expression reasoning in the wild. In *Proceedings of the IEEE conference on computer vision and pattern recognition*. 9952–9961.
- [57] Zhengyuan Yang, Tianlang Chen, Liwei Wang, and Jiebo Luo. 2020. Improving one-stage visual grounding by recursive sub-query construction. In *Proceedings of the European conference on computer vision*. Springer, 387–404.
- [58] Zhengyuan Yang, Boqing Gong, Liwei Wang, Wenbing Huang, Dong Yu, and Jiebo Luo. 2019. A fast and accurate one-stage approach to visual grounding. In *Proceedings of the IEEE international conference on computer vision*. 4683–4693.
- [59] Ze Yang, Shaohui Liu, Han Hu, Liwei Wang, and Stephen Lin. 2019. Reppoints: Point set representation for object detection. In *Proceedings of the IEEE international conference on computer vision*. 9657–9666.
- [60] Licheng Yu, Zhe Lin, Xiaohui Shen, Jimei Yang, Xin Lu, Mohit Bansal, and Tamara L Berg. 2018. MATTNet: Modular attention network for referring expression comprehension. In *Proceedings of the IEEE conference on computer vision and pattern recognition*. 1307–1315.
- [61] Shanshan Zhang, Rodrigo Benenson, and Bernt Schiele. 2017. Citypersons: A diverse dataset for pedestrian detection. In *Proceedings of the IEEE conference on computer vision and pattern recognition*. 3213–3221.
- [62] Shifeng Zhang, Yiliang Xie, Jun Wan, Hansheng Xia, Stan Z Li, and Guodong Guo. 2019. Widerperson: A diverse dataset for dense pedestrian detection in the wild. *IEEE Transactions on Multimedia* 22, 2 (2019), 380–393.
- [63] Yuang Zhang, Huanyu He, Jianguo Li, Yuxi Li, John See, and Weiyao Lin. 2021. Variational Pedestrian Detection. In *Proceedings of the IEEE conference on computer vision and pattern recognition*. 11622–11631.
- [64] Ying Zhang and Huchuan Lu. 2018. Deep cross-modal projection learning for image-text matching. In *Proceedings of the European conference on computer vision*. 686–701.
- [65] Aichun Zhu, Zijie Wang, Yifeng Li, Xili Wan, Jing Jin, Tian Wang, Fangqiang Hu, and Gang Hua. 2021. DSSL: Deep Surroundings-person Separation Learning for Text-based Person Retrieval. In *Proceedings of the 29th ACM International Conference on Multimedia*. 209–217.