

Search-Based Testing Approach for Deep Reinforcement Learning Agents

Amirhossein Zolfagharian, Manel Abdellatif, Lionel Briand, Mojtaba Bagherzadeh and Ramesh S

Abstract—Deep Reinforcement Learning (DRL) algorithms have been increasingly employed during the last decade to solve various decision-making problems such as autonomous driving, trading decision making and robotics. However, these algorithms have faced great challenges when deployed in safety-critical environments since they often exhibit erroneous behaviors that can lead to potentially critical errors. One of the ways to assess the safety of DRL agents is to test them in order to detect possible faults leading to critical failures during their execution. This raises the question of how we can efficiently test DRL policies to ensure their correctness and adherence to safety requirements. Most existing works on testing DRL agents use adversarial attacks that perturb states or actions of the agent. However, such attacks often lead to unrealistic states of the environment. Furthermore, their main goal is to test the robustness of DRL agents rather than testing the compliance of agents' policies with respect to requirements. Due to the huge state space of DRL environments, the high cost of test execution, and the black-box nature of DRL algorithms, the exhaustive testing of DRL agents is impossible.

In this paper, we propose a Search-based Testing Approach of Reinforcement Learning Agents (STARLA) to test the policy of a DRL agent by effectively searching for failing executions of the agent within a limited testing budget. We rely on machine learning models and a dedicated genetic algorithm to narrow the search towards faulty episodes (i.e., sequences of states and actions produced by the DRL agent). We apply STARLA on a Deep-Q-Learning agent which is widely used as a benchmark and show that it significantly outperforms Random Testing by detecting more faults related to the agent's policy. We also investigate how to extract rules that characterize faulty episodes of the DRL agent using our search results. Such rules can be used to understand the conditions under which the agent fails and thus assess the risks of deploying it.

Index Terms—Reinforcement Learning, Testing, Genetic Algorithm, Machine Learning, State Abstraction.



1 INTRODUCTION

Reinforcement Learning (RL) algorithms have seen tremendous research advances in recent years, both from a theoretical standpoint and in their applications to solve real-world problems. Reinforcement Learning (RL) [1] trains an agent to make a sequence of decisions to reach a final goal and is therefore a technique gaining increasing interest in many application contexts such as autonomous driving and robotics. Deep Reinforcement Learning (DRL) techniques [2], [3], [4], a branch of deep learning where RL policies are learnt using Deep Neural Networks (DNNs), have been gaining more attention in recent years. However, like for DNN components, their application in production environments requires effective and systematic testing, especially when used in safety-critical applications. For instance, deploying a reinforcement learning agent in autonomous driving systems entails major concerns around safety as we should pay attention not only to the extent to which the agent's objectives are met, but also to damage avoidance [5].

One of the ways to assess the safety of DRL agents is to test them in order to detect possible faults leading to critical failures during their execution. By definition, a fault in DRL-based systems corresponds to a problem in the RL policy that may lead to the agent's failure during the execution. Since DRL techniques use DNNs, they inherit the advantages and drawbacks of such models, making their testing very challenging and time consuming. Furthermore, DRL-based systems are based on a Markov Decision Process (MDP) [6] that makes them stateful. They embed several

components including the agent, the environment and the ML-based policy network. Testing a stateful system that consists of several components is by itself a challenging problem. It becomes even more challenging when ML components and the probabilistic nature of the real-world environments are considered.

Furthermore, in a DRL context, two types of faults can be defined: functional and reward faults. The former happens when an RL agent takes an action that leads to an unsafe state (e.g., a driverless car does not stop at a stop sign). The latter occurs when an agent does not reach the desired reward (e.g., when a driverless car reaches its destination an hour late). Functional and reward faults are often in tension as we can obtain a high reward while observing a functional fault. For example, an unsafe action can help the agent reach the desired state faster (e.g., when not stopping at stop signs, the driverless car may reach its destination sooner). This makes the detection of such types of fault challenging, especially when the agent is well trained and failures are rare. We should note that we focus our analysis on functional faults since they are more critical. Thus, the detection of reward faults is left out of the scope of the paper for future work.

There are three types of testing approaches for deep learning systems that depend on the required access levels to the system under test: white-box, black-box, and data-box testing [7], [8]. White-box testing requires access to the internals of the DL systems and its training dataset. Black-box testing does not require access to these elements and considers the DL model as a black box. Data-box testing

requires access only to the training dataset.

Prior testing approaches for DL systems (including DNNs) have focused on black-box and white-box testing [9], [10], [11], [12], [13], [14], depending on the required access level to the system under test. However, limited work has been done on testing DRL-based systems in general and using data-box testing methods in particular [10], [12], [14], [15]. Relying on such type of testing is practically important as testers often have no full access to the internals of RL-based systems but have access to the training dataset of the RL agent [16].

Most existing works on testing DRL agents are based on adversarial attacks that aim at perturbing states of the DRL environment [17]. However, adversarial attacks lead to unrealistic states and episodes, and their main objective is to test the RL agents’ robustness rather than testing the agents’ functionality (e.g., functional safety). In addition, a white-box testing approach of DRL agents has been proposed, focusing on fault localization in the source-code of DRL-based systems [10]. However, this testing approach requires full access to the internals of the DRL model, which are often not available to testers, especially when the DRL model is proprietary or provided by a third-party. Also, localizing and fixing faults in the DRL source code do not prevent agent failures due to imperfect policies and the probabilistic nature of the RL environment. Furthermore, because of the huge state space, the high cost of test execution, and the black-box nature of DNN models (policy networks), the exhaustive testing of DRL agents is impossible.

In this paper, we focus on testing the policies of DRL-based systems using a data-box testing approach, thus addressing the needs of many practical situations. We propose STARLA, a Search-based Testing Approach for Reinforcement Learning Agents, focused on testing the agent’s policy by searching for faulty episodes as effectively as possible. An episode is a sequence of states and actions resulting from executing the RL agent. To create these episodes, we leverage evolutionary testing methods and rely on a dedicated genetic algorithm to identify and generate functional-faulty episodes [18]. We rely on state abstraction techniques [19], [20] to group similar states of the agent and significantly reduce the state space. We also make use of ML models to predict faults in episodes and guide the search towards faulty episodes. We applied our testing approach on a Deep-Q-Learning agent and more specifically the widely known Cart-Pole benchmark from the openAI GYM environment [21]. We show that our testing approach outperforms Random Testing as we find significantly more faults.

Overall, the main contributions of our paper are as follows:

- We propose STARLA, a data-box search-based approach to test DRL agents’ policies by detecting functional-faulty episodes.
- We propose a highly accurate machine learning-based classification of RL episodes to predict functional-faulty episodes, which we use to improve the guidance of the search. This is in part based on defining and applying the notion of abstract state to increase learnability.
- Based on a large-scale experiment, we show that STARLA outperforms the Random Testing of DRL agents as we detect significantly more faults when

considering the same testing budget (i.e., same number of the generated episodes).

- We provide online¹ a prototype tool for our search-based testing approach as well as all the needed data and configurations to replicate our experiments and results.

The remainder of the paper is structured as follows. Section 2 presents the required background and establishes the context of our research. Section 3 describes precisely our research problem. Section 4 presents our testing approach. Section 5 reports on our empirical evaluation and results. Section 6 discusses the practical implications of our results. Section 7 analyses the threats to validity. Finally, sections 8 and 9 contrast our work with related work and conclude the paper, respectively.

2 BACKGROUND

Reinforcement Learning (RL) trains a model or an agent to make a sequence of decisions to reach a final goal. It is therefore a technique gaining increasing interest in complex autonomous systems. RL uses trials and errors to explore the environment by selecting an action from a set of possible actions. The actions are selected to optimize the obtained reward. In the following, we will describe an example application of RL in autonomous vehicles.

2.1 Definitions

To formally define our testing framework, we rely on a running example and several key concepts that are introduced in the following sections.

A running example. Assuming an Autonomous Vehicle (AV) cruising on a highway, an RL agent (i.e., AV) receives observations from an RGB camera (placed in front of the car) and attempts to maximize its reward during the highway driving task that is calculated based on the vehicle’s speed. The agent is given one negative/positive reward per time step when the vehicle’s speed is below/above 60 MPH (Miles Per Hour). Available actions are turning right, turning left, going straight, and no-action. The cruising continues until one of the termination criteria is met: (1) the time budget of 10 seconds is consumed, or (2) a collision has happened.

Definition 1. (*RL Agent Behaviour.*) The behaviour of an RL agent can be captured as a Markov Decision Process (MDP) [6] $\langle S, A, T, R, \gamma \rangle$ where S and A denote a set of possible states and actions accordingly, $T : S \times A \times S \rightarrow [0, 1]$ refers to the transitions function, such that $T(s', a, s)$ determines the probability of reaching state s' by performing action a in state s , $R : S \times A \rightarrow [0, R_{max}]$ is a reward function that determines the immediate reward for a pair of action and state, and $\gamma \in [0, 1]$ is the discount factor indicating the difference of short-term and long-term reward [22].

The solution of an MDP is a policy $\pi : S \rightarrow A$ that denotes the selected action given the state. The agent starts from the initial state ($s_0 \in S$) at time step $t = 0$ and then, at each time step ($t_i, i \geq 0$), it takes an action ($a_i \in A$) according to the policy π that results in moving to a new state s_{i+1} . Also, r_i refers to the reward corresponding to the action a_i and state s_i that is obtained at the end of the step t_i .

1. <https://github.com/amirhosseinzf/STARLA>

Note that, there may not be a reward at each step, which in that case is considered to be zero. Finally, $\sum^i r_i$ refers to the accumulative reward until step t_i .

Definition 2. (*Episodes.*) An episode e is a finite sequence of pairs of states and actions, i.e., $[(s_j, a_j)]_{s_j \in S, a_j \in A, 0 \leq j \leq n, n \in \mathbb{N}}$, where the state of the first pair is an initial state, and the state of the last pair is an end state. An end state is by definition, a state in which the agent can take no more action. The accumulative reward of episode e is $\sum^{|e|} r$, where $|e|$ denotes the length of the episode. We refer to the accumulated reward of episode e with r'_e . A valid episode is an episode where each state is reachable from the initial state with respect to the transition function presented in definition 1. Moreover, the episode is executable (i.e., consistent with the policy of an agent) if starting from the same initial state and in each state, the selected action of the agent is consistent with the action in the episode that we want to execute.

Definition 3. (*Faulty state.*) A faulty state is a state in which one of the defined requirements (e.g., the autonomous vehicle must not hit obstacles) does not hold, regardless of accumulated reward in that state. A faulty state is often an end state. In the context of the running example, a faulty state is a state where a collision occurs.

Definition 4. (*Faulty Episode.*) We define two types of faulty episodes:

- **Functional fault:** If an episode e contains a faulty state, it is considered as a faulty episode of type functional. A functional fault may lead to an unsafe situation in the context of safety-critical systems (e.g., hitting an obstacle in our running example).
- **Reward fault:** If the accumulative reward of episode e is less than a predefined threshold ($r'_e \leq \tau$), it is considered a faulty episode of type reward, i.e., the agent failed to reach the expected reward in the episode. Intuitively, regarding our running example, if we assume a reward fault threshold of $\tau = 100$, then each episode with a reward below 100 is considered to contain a reward fault. In our running example, this occurs when the AV agent drives at 25 MPH all the time. As we mentioned earlier, the detection of this type of fault is out of the scope of the paper and is left for future work.

2.2 State Abstraction

State abstraction is a means to reduce the size of the state space by clustering similar states to reduce the complexity of the investigated problem [19], [20]. State abstraction can be defined as a mapping from an original state $s \in S$ to an abstract state $s^\phi \in S^\phi$

$$\phi : S \rightarrow S^\phi \quad (1)$$

where the abstract state space is often much smaller than the original state space.

Generally, there are three different classes of abstraction methods in the RL context [23], [24]:

- 1) π^* -irrelevance abstraction: s_1 and s_2 are in the same abstraction class $\phi(s_1) = \phi(s_2)$, if $\pi^*(s_1) = \pi^*(s_2)$, where π^* represents the optimal policy.

- 2) Q^* -irrelevance abstraction: $\phi(s_1) = \phi(s_2)$ if for all available actions $a \in A$, $Q^*(s_1, a) = Q^*(s_2, a)$, where $Q^*(s, a)$ is the optimal state-action value function that returns the maximum expected reward from state s up to the final state when selecting action a in state s .
- 3) Model-irrelevance abstraction: $\phi(s_1) = \phi(s_2)$ if for any action $a \in A$ and any abstract state $s^\phi \in S^\phi$, $R(s_1, a) = R(s_2, a)$ and also the transition dynamics of the environment are similar, meaning that $\sum_{s' \in \phi^{-1}(s^\phi)} T(s', a, s_1) = \sum_{s' \in \phi^{-1}(s^\phi)} T(s', a, s_2)$ where $T(s', a, s)$ returns the probability of going to state s' from state s performing action a , as defined in definition 1.

As we are testing RL agents in our work, we use in this study the Q^* -irrelevance abstraction method since it represents the agent's perception. We also choose this abstraction method because it is more precise than π^* -irrelevance. Indeed, π^* -irrelevance only relies on the predicted action, i.e., action with the highest Q^* -value, to compare two different states, which makes it coarse. In contrast, the Q^* -irrelevance relies on Q^* -values for all possible actions.

To clarify, assume two different states in the real world for which our trained agent has the same Q-values. Given the objective of testing the agent, it is logical to assume these states to be similar as the agent has learned to predict identical state-action values for both states (i.e., the agent perceives both states to be the same).

Further, abstraction methods can be strict or approximate. Strict abstraction methods use a strict equality condition when comparing states of state-action pairs, as presented above. Though they are more precise, they bring limited benefits in terms of state space reduction. In contrast, more lenient abstraction methods can significantly reduce the state space but they may have inadequate precision. Approximate abstractions relax the equality condition in strict abstraction methods to achieve a balance between state space reduction and precision. For example, instead of $Q^*(s_1, a) = Q^*(s_2, a)$, approximate abstraction methods use the condition $|Q^*(s_1, a) - Q^*(s_2, a)| < \epsilon$, where ϵ is a parameter to control the trade-off between abstraction precision and state space reduction.

Another important property is transitivity as transitive abstractions use a transitive predicate. For example, assume that two states s_1 and s_2 are similar based on an abstraction predicate and the same is true for s_2 and s_3 . Then, we should be able to conclude that s_1 and s_3 are similar. Transitive abstractions are efficient to compute and preserve the near-optimal behaviour of RL agents [20]. Moreover, this property helps create abstract classes more effectively.

Considering the properties that we explained above, we use the following abstraction predicate ϕ_d that is transitive and approximates the Q^* -irrelevance abstraction:

$$\phi_d(s_1) = \phi_d(s_2) \equiv \forall a \in A : \left\lfloor \frac{Q^*(s_1, a)}{d} \right\rfloor = \left\lfloor \frac{Q^*(s_2, a)}{d} \right\rfloor \quad (2)$$

where d is a control parameter (abstraction level) that can squeeze more states together when increasing and thus reduce the state space significantly. Intuitively, this method discretizes the Q^* -values with buckets of size d .

3 PROBLEM DEFINITION

In this paper, we propose a systematic and automated approach to test a DRL agent. In other words, considering a limited testing budget, we aim to exercise the agent in a way that results into detecting faulty episodes, if at all possible. This requires finding faulty episodes in a large space of possible episodes while satisfying a given testing budget defined as the number of executed episodes.

3.1 RL Agent Testing Challenges

Since Deep Reinforcement Learning (DRL) techniques use Deep Neural Networks (DNNs), they inherit the advantages and drawbacks of DNNs, making their testing very challenging and time consuming [25], [26], [27], [28]. In addition, RL techniques raise specific challenges for testing:

- **Functional faults.** The detection of functional faults in DRL systems is challenging since relying only on the agent’s reward is not always sufficient to detect such faults. Indeed, an episode with a functional fault can reach a high reward. For example, by not stopping at stop signs, the car may reach its destination sooner and get a higher rewards if it is defined based on the time of arrival. Even if we consider a penalty for unsafe actions, we can still have an acceptable reward for functional-faulty episodes. Relying only on the agent’s reward makes it challenging to identify such type of fault.
- **State-based testing with uncertainty.** Most traditional ML models, including DNNs, are stateless. However, DRL techniques are based on a Markov Decision Process (MDP) that makes them stateful and more difficult to test. Also, an output of an RL agent is the result of an interaction between the environment (possibly consisting of several components, including ML ones) and the agent. Testing a system with several components and many states is by itself a challenging problem. Accounting for ML components and the probabilistic nature of real-world environments makes such testing even more difficult [29], [7].
- **Cost of test execution.** According to the above discussion, testing an RL agent requires the execution of test cases by either relying on a simulator or by replaying the captured logs of real systems. The latter is often limited since recording a sufficient number of logs that can exhaustively include the real system’s behaviour is impossible, especially in the context of safety-critical systems, for which logs of unsafe states cannot (easily) be captured. Thus, using a simulator for testing DRL agents, specifically in the context of safety-critical domains, is often inevitable. Despite significant progress made in simulation technology, high-fidelity simulators often require high computational resources. Thus, testing DRL agents tends to be computationally expensive [12], [29], [30].
- **Focus on adversarial attacks.** Most existing works on testing DRL agents use adversarial attacks that are focused on perturbing states [13]. However, such attacks lead to unrealistic states and episodes [31]. The main goal of such attacks is to test the robustness of RL policies rather than testing the agents’ functionality [32], [12], [33].

The exhaustive testing of DRL agents is impossible due to the large state space, the black-box nature of DNN models (policy networks), and the high cost of test execution. To address the challenges mentioned above, we propose a dedicated search-based testing approach for RL agents that aims at generating as many diverse faulty episodes as possible. To create the corresponding test cases, we indeed leverage meta-heuristics and most particularly genetic algorithms that we tailor to the specific RL context.

3.2 Assumptions

In this work, we focus on the testing of RL agents with discrete actions and a deterministic policy, interacting with a stochastic environment. A discrete action setting reduces the complexity of the problem in defining genetic search operators, as we will see in the following sections. It also reduces the space of possible episodes. Moreover, assuming a deterministic policy and stochastic environment is realistic since in many application domains (specifically in safety-critical domains), randomized actions are not acceptable and environments tend to be complex [34]. We further assume that we do not have noisy rewards [35] [36] where an adversary manipulates the reward to mislead the agent. We build our work on model-free RL algorithms since they are more popular in practice and have been extensively researched [37], [38].

4 APPROACH

Genetic Algorithms (GA) are evolutionary search techniques that imitate the process of evolution to solve optimization problems, especially when traditional approaches are ineffective or inefficient [39]. In this research, as for many other test automation problems, we use genetic algorithms to test RL agents. This is accomplished through analyzing the episodes performed by an RL agent in order to generate and execute new episodes with high fault probabilities from a large search space.

4.1 Reformulation as a Search Problem

We are dealing with a high number of episodes represented as sequences of pairs (definition 2) which are executed to test an RL agent. To properly translate the process into a search problem using a genetic algorithm, we need to define the following elements.

- **Individuals.** Individuals consists of a set of elements called genes. These genes connect together and form an individual that is a solution. Here, individuals are episodes complying with Definition 2 which should ideally have a high probability of failure. Naturally, each gene is represented by a pair of state and action.
- **Initial Population.** A set of individuals forms a population. In our context, a population is a set of episodes. However, it is imperative for the search to select a diverse set of individuals to use as initial population. The sampling process is detailed in section 4.3.
- **Operators.** Genetic operators include crossover, mutation and selection [40] which are used to create the next generation of episodes. In the crossover, we use two episodes as input and create a new offspring with hopefully a higher fault probability. We use the current population as the input and select an episode for the

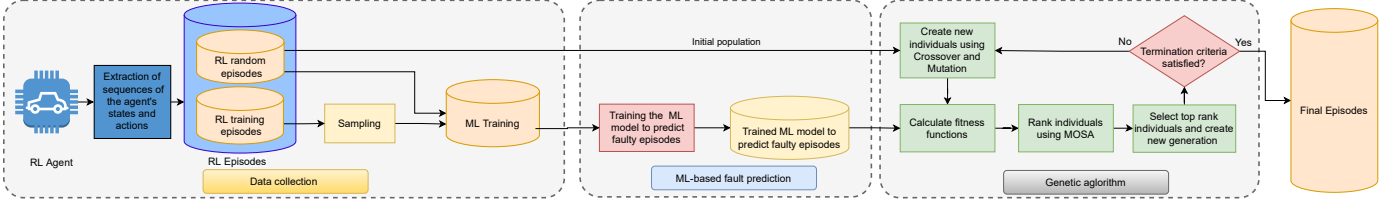


Figure 1: Overview of STARLA

crossover (using tournament selection). The selection of such an episode is in relation to its fitness. We then select a crossover point randomly and search for a matching episode and join it with the selected episode. Mutation is an operator that adds diversity to our solutions. An episode is selected using again the tournament selection. Then, one pair is randomly selected as the mutation point which is altered according to a defined policy that is detailed in section 4.5.2.

Selection is the last operator used in each generation. It combines the episode from the last generation with the newly created episode in a way that does not eliminate good solutions from previous generations. More detailed explanations are provided in section 4.5.3.

- **Fitness Function.** The fitness function should indirectly capture how likely an episode is to be faulty. To that end, we define a multi-objective fitness [41] function that we use to compare episodes and select the fittest ones. As further explained in section 4.4, we consider different ways to indirectly capture an episode’s faultiness: (1) the reward loss, (2) the predicted probability of observing functional faults in an episode based on machine learning, and (3) the certainty level for the actions taken in an episode.
- **Termination criteria.** This determines when the search process should be ended. Different termination criteria can be used such as the number of generations or iterations, the search time, and convergence in population fitness. For the latter, the search stops when there is no improvement above a certain threshold over a number of newly generated episodes.

4.2 Overview of the Approach

As depicted in Figure 1, the main objective of STARLA is to generate and find episodes with high fault probabilities in order to assess whether an RL agent can be safely deployed.

To apply a genetic algorithm for our problem, we first need to sample a diverse subset of episodes to use as the initial population. In the next step, we use dedicated genetic operators to create offspring to form the new population. Finally, using a selection method, we transfer individuals from the old population to the new one while preserving the diversity of the latter. For each fitness function, we have a threshold value, and a fitness function is satisfied if an episode has a fitness value beyond that threshold. We repeat this process until all fitness functions are satisfied, or until the maximum number of generations is reached.

Algorithm 1 shows a high-level algorithm for the process described above based on a genetic algorithm. Assuming P is the initial population, that is a set of *episodes* containing both faulty and non-faulty episodes, the algorithm starts

Algorithm 1: High-level genetic algorithm

Input: A set of episodes (P) as the initial population, solution archive α

Output: The updated archive α containing faulty episodes

```

1  $gen \leftarrow 0$ 
2  $\alpha \leftarrow \emptyset$ 
3 while  $FitSatisfied = False$  &  $gen \leq g$  do
4    $Fitness = Fit(P)$ 
5    $P_{new} \leftarrow \emptyset$ 
6    $t_1, t_2 \leftarrow \emptyset$ 
7    $rand = Random(0, 1)$ 
8   if  $rand < c$  then
9      $t_1, t_2 \leftarrow Cross(P)$ 
10     $P_{new} \leftarrow P_{new} \cup \{t_1, t_2\}$ 
11   $t_m \leftarrow Mut(P \cup \{t_1, t_2\}, m)$ 
12   $P_{new} \leftarrow P_{new} \cup t_m$ 
13   $Fitness = Fit(P_{new})$ 
14  Update FitSatisfied
15  Update  $\alpha$ 
16   $P \leftarrow Select(P, P_{new})$ 
17   $gen \leftarrow gen + 1$ 
18 return  $\alpha$ 

```

an iterative process, taking the following actions at each generation until the termination criteria are met (lines 3-17). The search process is as follows:

- 1) We create a new empty population P_{new} (line 5).
- 2) We create offspring using crossover ($Cross$) and mutation (Mut), and add newly created individuals to P_{new} (lines 6-12).
- 3) We calculate the fitness of the new population (line 13) and update the archive α and the condition $FitSatisfied$ capturing whether all fitness functions are satisfied (line 14). The archive contains all solutions that satisfy at least one of our three fitness functions (line 15).
- 4) If all fitness functions are satisfied, we stop the process and return the archive (i.e., set of solutions that satisfy at least one fitness function). Otherwise, the population P is updated using the selection function and then we move to the next generation (lines 16-17).

Furthermore, in our genetic search algorithm, we set the crossover rate c to 75% and the mutation rate m to the $\frac{1}{V}$ where V is the length of the selected episodes for mutation based on the suggested parameters for genetic algorithms in the literature [42]. In the following, we discuss in detail each step of the search.

4.3 Initial Population

The initial population of our search problem is a set containing $|P|$ episodes. We use random executions of the agent to build the initial population of the generic search. Consequently, we initiate the environment with different initial states in which we randomly change the alterable parameters of the environment when available (e.g., changing the weather or time of the day in the running example, changing the starting position of the car). We execute the RL agent starting from the randomly selected initial states and store the generated episodes as initial population of the search.

4.4 Fitness Computations

A fitness function quantitatively assesses the extent to which an individual fits the search objectives and is meant to effectively guide the search. Recall that our objective is to find faulty episodes that can exhibit functional faults. We therefore define the following three fitness functions to capture the extent to which an episode is close to being faulty.

4.4.1 Reward

The first fitness function is meant to drive the search towards episodes with low reward. The reward fitness function of an episode is defined as follows.

$$f_1(e) = r'_e \quad (3)$$

where r'_e is the accumulated reward of an episode e .

In the initial population, the rewards of selected episodes are known. Also, when genetic operators are applied, we calculate the reward of new individuals using the reward function according to Definition 1. The search aims to minimize the reward of episodes over generations to guide the search towards finding faulty episodes. As we explained earlier, relying only on the agent's reward is however not always sufficient to detect functional faults. For this reason, we consider two other fitness functions that we describe in the following to further drive the search towards faulty episodes.

4.4.2 Probability of Functional Fault

The second fitness function captures the probability for an episode to contain a functional fault. Such probability is predicted using a Machine Learning (ML) model. The fitness function is defined as follows:

$$f_2(e) = 1 - Pr_f[e] \quad (4)$$

where $Pr_f[e]$ is the probability of having a functional fault in an episode $e \in E$, and E is the space of all possible episodes. In the context of the running example, driving very close to obstacles has a higher probability of revealing a functional fault (high probability of collision) than an episode that maintains a safe distance from them. We therefore want the first episode to be favored by our search over the second one. The ML model that we use takes an episode as input, uses its state-action pairs as features, and returns the probability of functional fault for that episode. A detailed explanation of the probability prediction method using ML is provided in section 4.4.4.

In the search process, instead of maximizing $Pr_f[e]$, we minimize its negation $f_2(e)$ to (1) have a consistent minimization problem across all fitness functions, and (2) guide the search towards finding episodes with a high probability of functional faults.

4.4.3 Certainty Level

This fitness function captures the level of certainty associated with the actions taken in each state within an episode. It is calculated as the average difference in each state-action pair between the probability of the chosen action, assigned according to the learned policy, compared to the second-highest probability assigned to an action [43].

A higher accumulated certainty level across the sequence of actions in an episode suggests that the agent is overall more confident about the selected actions. A lower accumulated certainty level, on the other hand, can guide our search towards situations in which the agent is highly uncertain of the selected action. Thus, it is relatively easier to lure the agent to take another action, which makes these episodes suitable for applying search operators.

The certainty level is calculated as shown below (Equation 5), where e is the given episode, $|e|$ is its length, a_i is the selected action in state s_i , i.e., a_i is the action with the highest selection probability, A_i is the set of possible actions in state s_i , and $P_r(a_i|s_i)$ is the probability of selecting a_i in state s_i .

$$f_3(e) = \frac{\sum_{i=1}^{|e|} (P_r(a_i|s_i) - \max_{a_j \in A_i \ \& \ j \neq i} P_r(a_j|s_i))}{|e|} \quad (5)$$

In our search algorithm, we aim to minimize this fitness function to guide the search towards finding episodes with high uncertainty levels.

4.4.4 Application of Machine Learning for Estimating Probabilities of Functional Faults

A machine learning algorithm is used to learn functional faults and estimate their probabilities in episodes without executing them. This model is expected to take episodes as input and predict the probabilities of functional faults. The labels of each episode are functional faulty or not faulty. We choose *Random Forest* as a candidate modeling technique because (1) it can scale to large numbers of features, and (2) its robustness to overfitting has been well studied in the literature [44], [45].

4.4.5 Preparation of Training Data

To build the above-mentioned machine learning model, the training data are collected relying on episodes from training and random executions of the RL agent. More precisely, our ML training dataset contains both faulty and non-faulty episodes generated through the training and random executions of the agent.

Episodes from RL training. We sample episodes from the training phase of the agent to increase the diversity of the dataset. We also include such episodes in case we do not find enough faulty episodes based on random executions. Such process of providing data with different types of episodes (i.e., functional-faulty and non-faulty) makes the training of ML models possible. Since the training phase of RL agents is exploratory, it contains a diverse set of

faulty and non-faulty episodes, which help learning and increase model accuracy. One issue with sampling from the training episodes is that they may not be consistent with the final policy of the trained agent. The agent may execute a faulty episode during training because of (1) randomness in action selection, due to the exploratory nature of the training process, and (2) incomplete agent training. To alleviate this issue, when sampling to form the training dataset of the ML model, we give a higher selection probability to the episodes executed in the later stages of the training, since they are more likely to be consistent with the final behaviour of the trained agent.

Assuming a sequence of n episodes ($[E_i : 1 \leq i \leq n]$) that are explored during the training of the RL agent, the probability of selecting episode E_i ($P_r[E_i]$) is calculated as follows.

$$P_r[E_i] = \frac{i}{\sum_{j=1}^n j} \quad (6)$$

We thus give a higher selection probability to episodes executed in the later stage of the training phase of the agent ($P_r[E_1] < P_r[E_2] < \dots < P_r[E_n]$).

Episodes from random executions. To build the training dataset of our ML model, we also include episodes generated through random executions of the agent to further diversify the training dataset with episodes that are consistent with the final policy of the agent. In practice, we use the episodes of the initial population of the generic search since they have been already created with random executions of the RL agent (section 4.3), thus minimizing the number of simulations (and therefore the testing budget).

4.4.6 State Abstraction for Training Data

After collecting the training episodes, we need to map each concrete state to its corresponding abstract state to reduce the state space and thus enabling effective learning. Indeed, this is meant to facilitate the use of machine learning with more abstract features. To do so, we rely on the transitive Q^* -irrelevance abstraction method which was described in section 2.2.

The state abstraction process is defined in Algorithm 2. The algorithm takes the concrete states as input and finds abstract states $s^{\phi_d} \in S_\phi$ considering the abstraction function of ϕ_d where d is the abstraction level. For each concrete state, we try to find the abstract state that corresponds to the concrete state by calculating the Q^* -values of all available actions, as described in section 2.2. If a match with an abstract state of a previous concrete state that was already processed is found, we assign the abstract state to the concrete state. Otherwise, we create a new abstract state.

4.4.7 Feature Representation: Presence and Absence of Abstract States

To enable effective learning, each episode consists of state-action pairs, where the states are abstract states instead of concrete states. To train the ML model, we determine whether abstract states are present or not in episodes and use this information as features. As described below, each episode is encoded with a feature vector of binary values denoting the presence (1) or absence (0) of an abstract state S_i^ϕ in the episode and n is the total number of abstract states.

Algorithm 2: High-level algorithm to create abstract states

Input: Set of states S , abstraction level d
Output: Abstract states S^{ϕ_d}

```

1  $S^{\phi_d} \leftarrow \emptyset$ 
2  $len \leftarrow 0$ 
3 for  $s_i \in S$  do
4   if  $S^{\phi_d} = \emptyset$  then
5      $len \leftarrow len + 1$ 
6     append  $s_i$  to  $S_1^{\phi_d}$ 
7      $Found = False$ 
8     for  $j$  in  $range(1, len)$  do
9       if  $\phi(s_i) = S_j^{\phi_d}$  then
10        append  $s_i$  to  $S_j^{\phi_d}$ 
11         $Found = True$ 
12   if  $Found = False$  then
13      $len \leftarrow len + 1$ 
14     append  $s_i$  to  $S_{len}^{\phi_d}$ 
15 return  $S^{\phi_d}$ 

```

$$episode_i \quad \begin{matrix} S_1^\phi & S_2^\phi & \dots & S_i^\phi & \dots & S_n^\phi \\ 0 & 1 & \dots & 0 & \dots & 1 \end{matrix}$$

The main advantage of this representation is that it is amenable to the training of standard machine learning classification models. Furthermore, we were able to significantly reduce the feature space by grouping similar concrete states through state abstraction, where the selected action of the agent is the same for all concrete states within one abstract class. As a result, considering n different abstract states, the feature space of this representation is 2^n . Note that we only consider the abstract classes that have been observed in the training dataset of the ML model, which we expect to be rather complete. Further, in this feature representation, the order of the abstract states in the episodes is not accounted for, which might be a weakness if we are not able to predict functional faults as a result. Empirical results will tell whether the two above-mentioned potential problems materialize in practice.

4.4.8 Multi-Objective Search

We need to minimize the above-mentioned fitness functions to achieve our goal and this is therefore a multi-objective search problem. More specifically, our multi-objective optimization problem can be formalized as follows:

$$\min_{x \in E} F(x) = (f_1(x), f_2(x), f_3(x)) \quad (7)$$

where E is the set of possible episodes in the search space, $F : E \rightarrow \mathbf{R}^3$ that consists of three real-value objective functions $f_1(x)$, $f_2(x)$, $f_3(x)$, and \mathbf{R}^3 is the objective space of our optimization problem.

4.5 Search Operators

We describe below three genetic operators. The first operator is crossover, which generates new offspring using slicing and joining high-fitness, selected individuals. The second operator is mutation which introduces small changes

in individuals to add diversity to the population, thus making the search more exploratory. Finally, the selection operator determines which individuals survive to the next generation. We provide below a detailed description of how we defined these operators.

4.5.1 Crossover

The crossover process is described in Algorithm 3. It uses the population as input and creates offspring as output. It begins by sampling an episode (line 2) with the *sample* function. This function draws an episode using tournament selection [46]. In a K-way tournament selection, K individuals are selected and we run tournament between the selected individuals where fitter individuals are more likely to be selected for reproduction. Then, we randomly select a crossover point (line 3) using the uniform distribution.

After finding the crossover point, we must find a matching pair (line 4). We do so by considering individuals in the population containing the abstract state of the pair selected as a crossover point. The *search* function tries to find a matching pair for the crossover point based on the Q^* -irrelevance abstraction method (section 2.2). If no matching pair is found (line 5), we repeat the process from the beginning (lines 1-5). Otherwise, offspring are created on lines 6-9. For example, let us assume that the selected parent is as follows:

$$Parent = [(s_1, a_1), (s_2, a_2), \dots, (s_{f-1}, a_{f-1}), (s_f, a_f), (s_{f+1}, a_{f+1}), \dots, (s_m, a_m)] \quad (8)$$

where (s_f, a_f) is the pair selected as a crossover point.

The matching function tries to find an episode containing a pair which has a concrete state that belongs to the same abstract class as state (s_f) to ensure the validity of the new episode. Recall that all states in the same abstraction class are perceived to be the same by the RL agent. Also, since they have the same Q^* -values, their certainty level is the same.

$$match = [(s'_1, a'_1), (s'_2, a'_2), \dots, (s'_{v-1}, a'_{v-1}), (s'_v, a'_v), \dots, (s'_n, a'_n)] \quad (9)$$

where s'_v and s_f result into the same abstract state based on our abstraction method. As a result the selected actions are also the same.

The newly created offspring are:

$$offspring_1 = [(s_1, a_1), \dots, (s_{f-1}, a_{f-1}), (s'_v, a'_v), \dots, (s'_n, a'_n)] \quad (10)$$

$$offspring_2 = [(s'_1, a'_1), \dots, (s'_{v-1}, a'_{v-1}), (s_f, a_f), \dots, (s_m, a_m)] \quad (11)$$

The first offspring contains the first part of the matching individual up to the crossover point with state s_{f-1} and the second part is taken from the parent and vice versa for the second offspring.

Based on the selected state abstraction method (section 2.2), we create episodes that are more likely to be valid though this is not guaranteed. Also, we may get

Algorithm 3: High-Level Crossover Algorithm

Input: Population P
Output: Offspring B_1 and B_2

```

1 do
2    $parent \leftarrow sample(P)$ 
3    $l \leftarrow CrossoverPoint(parent)$ 
4    $match \leftarrow search(P, parent[l])$ 
5 while  $match = \emptyset$ 
6    $B_1[0 : l] \leftarrow match[0 : l]$ 
7    $B_1[l : end] \leftarrow parent[l : end]$ 
8    $B_2[0 : l] \leftarrow parent[0 : l]$ 
9    $B_2[l : end] \leftarrow match[l : end]$ 
10 return  $B_1, B_2$ 

```

inconsistent episodes (i.e., episodes that cannot be executed by the RL agent). Furthermore, due to the high simulation cost of the RL environment, we are not executing episodes after applying crossover during the search. The validity of the episodes in the final archive is therefore checked by executing the final high-fitness episodes. The execution process is described in detail in section 4.6.

4.5.2 Mutation

The mutation operator starts with selecting an episode using a K-way tournament selection.

Then a mutation point is randomly selected using the uniform distribution. To ensure the exploratory aspect of the mutation operator, we alter the state of the mutation point using some image transformation methods selected considering the environment and the learning task to produce realistic and feasible states [47], [9].

These transformations are context-dependent. They should be realistic and representative of situations with imprecise sensors or actuators, as well as external factors that are not observable. In the case of our running example, here are example transformations matching such situations: changing the brightness and the contrast of the image, adding tiny black rectangles to simulate dust on the camera lens, changing the weather. Another example is the Cart-Pole problem (section 5.2) where the task is balancing a pole on a moving cart. For such environment, we rely on other transformations such as slightly changing the position, the velocity, and the angle of the pole.

After mutating the gene, we run the episode. Although executing episodes is computationally costly, mutation is infrequent and helps create valid and consistent episodes exploring unseen parts of the search space. Then, the updated episode is added to the population. Also, if we find any failure during the execution of the mutated episodes, we mark such episodes as failing and exhibiting a functional fault.

Assume that (1) the selected episode for mutation is e_h , (2) we select (s_c, a_c) from e_h as a candidate pair, and (3) the mutated/transformed state for s_c is s_c^t . The mutated episode e_h^m is then as follows:

$$e_h = [(s_1, a_1), \dots, (s_c, a_c), (s_{c+1}, a_{c+1}), \dots, (s_m, a_m)] \quad (12)$$

$$e_h^m = [(s_1, a_1), \dots, (s_e^t, a_e^t), \dots] \quad (13)$$

where the states after the mutation point are determined from executing episode e_h^m .

4.5.3 Selection

To select the best individuals that minimize our fitness function, we use the Many Objective Sorting Algorithm (MOSA) [42] as it is specifically tailored to our application context, software test automation. MOSA is a dominance-based multi-objective search algorithm based on NSGA-II [48]. Although traditional dominance-based algorithms like NSGA-II and SPEA-II [49] show poor performance in problems with many objectives [50], MOSA performs well even for a large number of objectives as it tries to generate solutions that cover the fitness functions separately, instead of finding a well-distributed set of solutions (i.e., diverse trade-offs between fitness functions). Considering that there are no dependencies between our three fitness functions and therefore no trade-offs to be found, we selected MOSA in our work. Indeed, it is expected that minimizing each fitness function, regardless of the others, can individually result in a faulty episode.

MOSA works as follows. In a similar way to NSGA-II, MOSA starts from an initial population and generates at each generation, new offspring using genetic operators (i.e., mutation and crossover). We calculate the fitness value of each individual in the population based on the three fitness functions that we described in section 4.4. MOSA then uses a novel preference method to rank the non-dominant solutions. In this preference method, the best solutions according to each fitness function, are rewarded with the $rank = 0$, and the other solutions are ranked based on the traditional non-dominated sorting in NSGA-II. During the transition to a new population, we select the highest ranked individuals using MOSA and add them to the new population without any changes. We also transfer a subset of the individuals with the highest fitness from the previous population to avoid losing the best solutions. Finally, an archive is used to store the best individuals for each individual fitness function.

4.6 Execution of Final Results

After completing the execution of the genetic algorithm, we obtain a population that contains episodes with a high fault probability. We need to execute these final episodes to check their validity as well as their consistency with the policy of the agent and whether they actually trigger failures. We assume that an episode is consistent if the RL agent is able to execute it. We retain failing episodes that are both valid and consistent.

During the execution process, we may observe deviations where the agent selects an action other than the action in the episode. To deal with such deviations, we replace the state observed by the agent with the corresponding state from the episode and observe the selected action. For example, let us assume that we want to execute an episode e' produced by STARLA where $e' = [(s'_i, a'_i) | s'_i \in S, a'_i \in A, 0 \leq i \leq n, n \in \mathbb{N}]$. We set the state of the simulator to the initial state of the episodes s'_0 . Then we use the states

from the environment as input to the agent and we check the action selected by the agent. If during the execution, the agent selects an unexpected action $a_i \neq a'_i$ at state s_i , we replace s_i with state s'_i from episode e' to drive the agent to select action a'_i . If the action selected by the agent is not a'_i , we consider that episode e' is invalid and we remove it from the final results.

Replacing states in the situation described above is acceptable since (1) we assume that the environment is stochastic, (2) states in episode e' are real concrete states generated in the environment, and (3) we noticed that the states of the environment and in the episodes where deviations occur are very similar. The latter is likely due to the selection of the crossover point based on identical abstract states. Indeed, we observed that 94% of the environment and episode states where deviations occur in the Cart-Pole environment, which we will describe in detail in section 5.2, have a cosine distance lower than 0.25. Replacing similar states where deviations of the agent occur is therefore sensible way to execute such episodes (if possible) since, in real-world environments, we may anyway have incomplete or noisy observations due to imperfect sensors.

5 EMPIRICAL EVALUATION

This section describes the empirical evaluation of our approach, including research questions, the case study, the experiments, and results.

5.1 Research Questions

Our empirical evaluation is designed to answer the following research questions.

5.1.1 RQ1. Do we find more faults than Random Testing with the same testing budget?

We aim to study the effectiveness of our testing approach in terms of the number of detected faults compared to Random Testing. We want to compare the two approaches with the same testing budget defined as the number of executed episodes during the testing phase since, given that the cost of real-world RL simulations can be high (e.g., autonomous driving systems), this is the main cost factor.

5.1.2 RQ2. Can we rely on ML models to predict faulty episodes?

We want to investigate in this research question whether it is possible to predict faulty episodes using an ML classifier. Since during the search we do not execute all episodes, we want to use the probabilities of functional faults that are estimated by an ML classifier as fitness function to guide our search towards finding faulty episodes.

5.1.3 RQ3. Can we learn accurate rules to characterize the faulty episodes of RL agents?

One of the goals of testing an RL agent is to understand the conditions under which the agent fails. This can help developers assess the risks of deploying the RL agent and focus its retraining. Therefore, we aim to investigate the learning of interpretable rules that characterize faulty episodes from the final episodes that are executed once the search is completed.

5.2 Case Study

We consider in our study a Deep-Q-Learning (DQN) agent on the *Cart-Pole* balancing problem from the *OpenAI GYM* environment². We have chosen the *Cart-Pole* problem because it is open source and widely used as a benchmark problem in the RL literature [51], [52]. We have also considered this benchmark as it includes a large number of concrete states. Furthermore, the simulations in such environment are also fast enough to enable large-scale experimentation.

In the *Cart-Pole* balancing problem, a pole is attached to a cart, which moves along a track. The movement of the cart is bidirectional and restricted to a horizontal axis with a defined range. The goal is to balance the pole by moving the cart left or right and changing the velocity of the cart.

As depicted in Figure 2, the state of the system is characterized by four variables:

- The position of the cart
- The velocity of the cart
- The angle of the pole
- The angular velocity of the pole

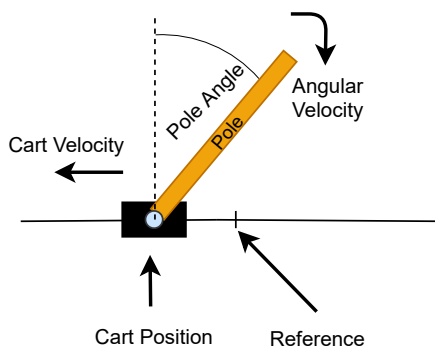


Figure 2: Cart-Pole balancing problem

We provide a reward of +1 for each time step when the pole is still upright. The episodes end in three cases: (1) the cart is away from the center with a distance more than 2.4 units, (2) the pole’s angle is more than 12 degrees from vertical, or (3) the pole remains upright during 200 time steps.

We define functional faults in the *Cart-Pole* balancing problem as follows. If in a given episode, the cart moves away from the center with a distance above 2.4 units, regardless of the accumulated reward, we consider that there is a functional fault in that episode.

5.3 Implementation

We used Google Colab and stable baselines [53] to implement an RL agent. Our RL agent is based on a DQN policy network [54] using standard setting of stable baselines (i.e., Double Q-learning [4], and dueling DQN [55]). Our RL agent has been trained in the *Cart-Pole* environment for 50000 time steps. The average reward of the trained agent is 124. In general, the pole is upright over 124 time steps out of a maximum of 200.

2. <https://gym.openai.com/envs/CartPole-v1/>

Finally, we execute the search algorithm for a maximum of 10 generations. The mean execution time of STARLA on Google Colab was 89 minutes.

5.4 Evaluation and Results

5.4.1 RQ1. Do we find more faults than Random Testing with the same testing budget?

We want to study in this research question the effectiveness of STARLA in finding more faults than Random Testing when we consider the same testing budget B , measured as the number of executed episodes. To do so, we consider two practical testing scenarios:

- **Randomly executed episodes are available or inexpensive:** In the first scenario, we assume that we want to further test a DRL agent provided by a third-party organization. We assume that both training episodes and some randomly executed episodes of the RL agent, used for testing the agent, are provided by the third-party. Therefore, we can extract ML training data and an initial population from such episodes without using our testing budget.

We can also consider another situation where the RL agent is trained and tested using both a simulator and hardware in the loop [56]. Such two-stage learning of RL agents has been widely studied in the literature where an agent is trained and tested on a simulator in order to “warm-start” the learning on real hardware [56], [57]. Since STARLA produces episodes with a high fault probability, we can use it to test the agent when executed on real hardware to further assess the reliability of the agent. In such situation, STARLA uses prior episodes that have been generated on the simulator to build the initial population and executes the newly generated episodes on the hardware. In such case, randomly executed episodes using a simulator becomes relatively inexpensive. Therefore, only episodes that are executed with hardware in the loop and in the real environment are accounted for in the testing budget.

To summarize, when randomly executed episodes are available or inexpensive, the testing budget B is equal to the sum of (1) the number of mutated episodes that have been executed during the search, and (2) the number of faulty episodes generated by STARLA that have been executed after the search.

- **Randomly executed episodes are generated with STARLA and should be accounted for in the testing budget:** In the second scenario, we assume that the agent is trained and then tested by the same organization using STARLA. Therefore, we have access to the training dataset but need to use part of our testing budget, using random executions, to generate the initial population. More precisely, the total testing budget in this scenario is equal to the sum of (1) the number of episodes in the initial population that have been generated through random executions of the agent, (2) the number of mutated episodes that have been executed during the search, and (3) the number of faulty episodes generated by STARLA that have been executed after the search.

Because of randomness in our search approach and its significant execution time (section 5.3), we re-executed the search algorithm 20 times and stored at each run the generated episodes and the executed episodes with mutation. We computed the mean number of generated functional-faulty episodes N (in our case $N=5313$) and the mean number of mutated executed episodes M (in our case $M=128$) over the 20 runs. We analyzed the distribution of the total number of functional faults identified with STARLA over the 20 runs. Then, we randomly selected (with replacement) 100 samples from the set of episodes that have been generated with Random Testing. Each sample contained B episodes to ensure that we had the same testing budget as in STARLA.

In the first scenario, B is equal to 5441 (which corresponds to the mean number of generated faulty episodes and executed mutated episodes with STARLA over the 20 runs). On the other hand, in the second scenario, B is equal to 6941 since, as explained earlier, this testing budget accounts for the number of episodes in the initial population which have been generated with Random Testing (1500).

We analyzed the distribution of the identified faults in the two testing scenarios, compared it with STARLA, and reported the results in Figure 3. We should note that in the first scenario, we only compute faults that are generated with the genetic search. We do not consider faults that are in the initial population since we assume that these episodes are provided to STARLA and are not included in the testing budget. In contrast, in the second scenario, we include in the final results of STARLA, the faulty episodes in the initial population as they are part of our testing approach and are included in the testing budget.

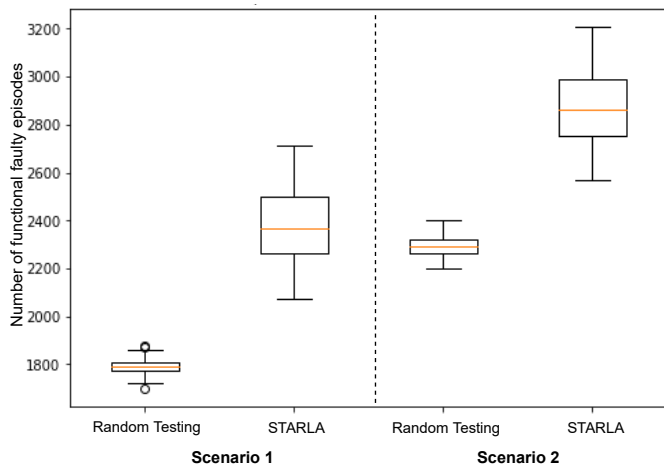


Figure 3: Number of functional-faulty episodes generated with STARLA compared to Random Testing

As we can see from the boxplots, our approach outperforms Random Testing in detecting faults in both scenarios. In fact, in the first scenario, the average number of faulty episodes detected by STARLA is 2291 while an average of 1789 faulty episodes is detected with Random Testing. In the second scenario, where we consider a bigger testing budget, STARLA outperforms Random Testing as well by identifying, on average, 2861 faulty episodes compared to 2367 with Random Testing. To assess the statistical significance of the average difference of the number of detected functional

faults between STARLA and Random Testing, we use the non-parametric Mann-Whitney U-test [58] and compute the corresponding p-value in both testing scenarios.

In the first scenario, we obtain a p-value equal to $9.69e-13$ while in the second scenario the p-value is $9.70e-13$, clearly indicating significance with a p-value < 0.01 . This result shows that our approach significantly outperforms Random Testing in detecting functional faults in DRL-based systems.

Answer to RQ1: We find significantly more functional faults with STARLA than with Random Testing using the same testing budget.

5.4.2 RQ2. Can we rely on ML models to predict faulty episodes?

We investigate the accuracy of the ML classifier in predicting faulty episodes of the RL agent. To this end, we use *Random Forest* to predict the probability of functional faults in a given episode.

To build our training dataset, we sampled 2111 episodes including 1500 episodes generated through random executions of the agent and 611 episodes from the training phase of the agent (as described in section 4.3). 733 of these episodes correspond to functional faults while 1378 episodes are non-functional faulty. We trained a *Random Forest* model using this dataset to predict functional faults.

d	Abstract states	Accuracy	Precision	Recall
0.005	195073	63%	39%	63%
0.01	146840	63%	39%	63%
0.05	33574	73%	81%	73%
0.1	15206	92%	92%	92%
0.5	2269	95%	95%	95%
1	1035	97%	97%	97%
5	134	84%	84%	84%
10	48	79%	81%	79%
50	8	77%	78%	77%
100	4	77%	78%	77%

Table 1: Prediction of *functional faults* with *Random Forest*. The first column represents the abstraction level d , the second column shows the number of abstract states for each abstraction level and we report the accuracy, precision, and recall in the next columns.

Because of the high number of concrete states in our dataset (about 250 000), we need to reduce the state space by using state abstraction to facilitate the learning process of the *Random Forest* models. As presented in section 4.4.6, we used the Q^* -irrelevance state abstraction technique [20] to reduce the state space. We experimented with several values for the abstraction level d (section 2.2) and reported the prediction results in terms of precision, recall, and accuracy in Table 1. We obtained less abstract states when we increased d because more concrete states were included in the same abstract states. For each value of d , we considered a new training dataset (with different abstract states). For each dataset, we trained *Random Forest* by randomly sampling

70% of the data for training and used the remaining 30% for testing. The overall prediction results for functional faults are promising. Indeed, the best results for the prediction of functional faults yield a precision and recall of 97%. Also, we observe that when we increase the state abstraction level, the accuracy of the ML classifiers improves until it plateaus and then starts to decrease as information that is essential for classification is lost. This highlights the importance of finding a proper state abstraction level to (1) facilitate the learning process of the ML classifiers, and (2) predict more accurately functional faults. Note that, in our final approach we consider d equal to one as this abstraction level maximizes the accuracy of the ML model while significantly decreasing the total number of distinct abstract states in the dataset.

Answer to RQ2: By using an ML classifier (based on *Random Forest*) combined with state abstraction, we can accurately classify the episodes of RL agents as having functional faults or not. Such classifier can therefore be used as fitness functions in our search. Finding a suitable level of state abstraction is, however, essential to increase the learnability of the ML classifier and thus to improve the accuracy of faults prediction results.

5.4.3 RQ3. Can we learn accurate rules to characterize the faulty episodes of RL agents?

We investigate the learning of interpretable rules that characterize faulty episodes to understand the conditions under which the RL agent can be expected to fail. Consequently, we rely on interpretable ML models, namely *Decision Trees*, to learn such rules. We assess the accuracy of decision trees and therefore our ability to learn accurate rules based on the faulty episodes that we identify with our testing approach. In practice, engineers will need to use such an approach to assess the safety of using an RL agent and target its retraining.

In our analysis, we consider a balanced dataset that contains (1) faulty episodes created with STARLA, and (2) non-faulty episodes obtained through random executions of the RL agent. We consider the same proportions of faulty and non-faulty episodes. Such dataset would be readily available in practice to train decision trees. For training, we use the same type of features as for the ML model that was used to calculate one of our fitness functions (section 4.4.7). Each episode is encoded with a feature vector of binary values denoting the presence (1) or absence (0) of an abstract state in the episode. We rely on such features since the ML model that we have used to predict functional faults showed good performance using such representation. Moreover, we did not rely on the characteristics of concrete states to train the model and extract the rules due to (1) the potential complexity of state characteristics in real-world RL environments, and (2) Q^* -values matching abstract states are more informative since they also capture the next states of the agent and the optimal action (i.e., agent’s perception).

Since we simply want to explain the faults that we detect by extracting accurate rules, we measure the accuracy of the models using K-fold cross-validation. We repeat the

same procedure for all 20 executions of STARLA to obtain a distribution of the accuracy of the decision trees. More specifically, we study the distributions of precision, recall and F1-scores for the detected faults and report the results in Figure 4.

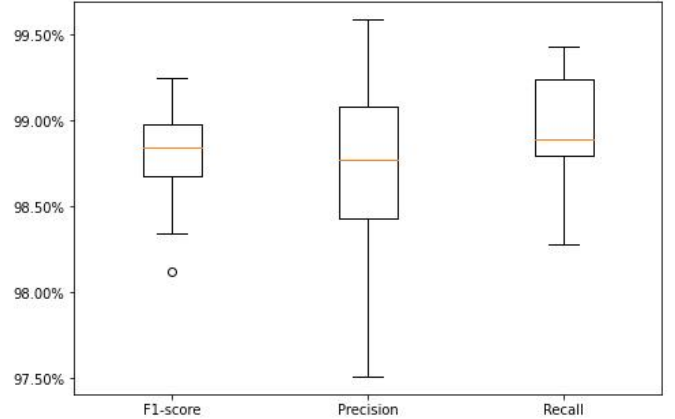


Figure 4: Accuracy of rules predicting faults

As we can see in the figure, we learned highly accurate decision trees and therefore rules (tree paths) that characterize faults in RL agents. Rules predicting faults have a median precision of 98.75%, a recall of 98.90% and an F1-score of 98.85%. The rules that we extract consist of conjunctions of features capturing the presence or absence of abstract states in an episode. We provide in the following an example of a rule that we obtained:

$$\mathbf{R1: not}(S_5^\phi) \text{ and } S_{12}^\phi \text{ and } S_{23}^\phi$$

where rule $R1$ states that an episode is faulty if there is no concrete states in the episode that belong to abstract state S_5^ϕ and we have at least two concrete states matching abstract state S_{12}^ϕ and S_{23}^ϕ , respectively.

From a practical standpoint, such highly accurate rules can help developers understand, with high confidence, the conditions under which the agent fails. One can analyze for example, the concrete states that correspond to abstract states leading to faults to extract real-world conditions of failure. For example, to interpret the rule $R1$, first we extract all faulty episodes following this rule. Then, we extract from these episodes all concrete states belonging to the abstract states that must be present according to $R1$, i.e., S_{12}^ϕ and S_{23}^ϕ , respectively. For abstract states for which the rule states they should be absent (abstract state S_5^ϕ in our example), we extract the set of all corresponding concrete states from all episodes in the final dataset. Finally, for each abstract state in the rule, we analyze the distribution of each characteristic of the corresponding concrete states (i.e., the position of the cart, the velocity, the angle of the pole and the angular velocity) to interpret the situations under which the agent fails.

Due to space limitation, we include the boxplots of the mentioned distributions of states characteristics in our replication package. Note that we did not directly rely on the abstract states Q^* -values to understand the failing condi-

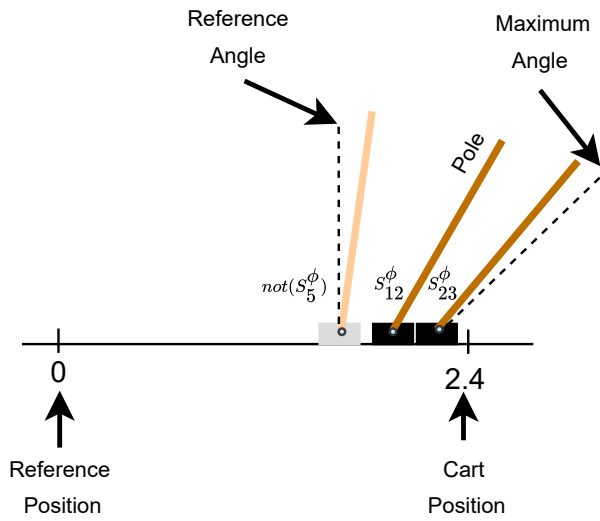


Figure 5: Interpretation of Rule $R1$. Each cart represents one abstract state. The gray cart depicts the state of the system in abstract state S_5^ϕ , which should be absent in the episode. The black carts represent the presence of abstract states S_{12}^ϕ and S_{23}^ϕ , respectively. Having both latter states appearing in an episode and not having the state on the left is highly likely to lead to a fault.

tions of the agent since they are not easily interpretable. We rely on the median values of the distribution of the states’ characteristics to illustrate each abstract state and hence the failing conditions. We illustrate in Figure 5 such conditions.

Our analysis shows that the presence of abstract states S_{12}^ϕ and S_{23}^ϕ represent situations where the cart is close to the right border of the track and the pole strongly leans towards the right. To compensate for the large angle of the pole, as you can see in the figure, the agent has no choice but to push the cart to the right, which results in a fault because the border is crossed. Moreover, abstract state S_5^ϕ represents a situation where (1) the angle of the pole is not large, and (2) the position of the cart is toward the right but not close to the border. In such situation, the agent will be able to control the pole in the remaining area and keep the pole upright without crossing the border, which justifies why such abstract state is absent in faulty episodes that satisfy rule $R1$. Note that we only provide here an example of a faulty rule from our case study. Different rules that consist of more complex combinations of different abstract states can be extracted and therefore analyzed. Such interpretable rules can thus assist engineers in ensuring safety and analyzing risks prior to deploying the agent.

Answer to RQ3: By using our search-based technique and interpretable ML models, such as *Decision Trees*, we can accurately learn interpretable rules that characterize the faulty episodes of RL agents. Such rules can then serve as the basis for risk analysis before deployment of the agent to avoid safety violations.

6 DISCUSSIONS

We propose in this paper STARLA, a search-based approach to detect faulty episodes of an RL agent. To the best of our knowledge, this is the first testing approach focused on testing the agent’s policy and detect what we call functional faults.

We rely on a small proportion of the training data of an RL agent and do not need access to the internals of the RL-based system, hence the data-box nature of our solution. Our testing approach outperforms Random Testing of the RL agent since we were able to find significantly more functional faults with the same simulation budget. However, Random Testing might outperform our testing approach in simple environments with fast simulations since it typically generates a much higher number of episodes, including faulty ones. Nonetheless, RL agents are generally used in complex environments, e.g., cyber-physical systems, where the simulation and therefore test execution costs are very high. Narrowing the search towards the faulty space of the agent is therefore crucial to optimize RL testing in a scalable way.

Relying on state abstraction helped us reduce the search space and increase the learnability of ML models that we used to (1) calculate the probabilities of functional faults, and (2) extract and interpret the rules characterizing faulty episodes. However, depending on the type of the RL task, in practice, one needs to select the right state abstraction type and level to effectively guide the search towards finding faults in the RL agent. State abstraction has allowed us to extract accurate rules predicting the presence of faults and thus enables effective risk analysis. Though we investigated different representations of features, such as encoding episodes with sequences of abstract states, the accuracy of the ML model was only slightly improved. Therefore, it was considered not worth the additional complexity of accounting for such sequential information.

We should note that the number of functional faults in our case study is relatively high since the reward function of the RL agent does not help prevent such type of fault (despite of the high average reward of the agent). As mentioned in section 5.2, we have relied in this work on the standard reward function of the Cart-Pole balancing problem where the reward of the agent does not increase when it crosses the borders (i.e., where there is a functional fault and the episode terminates). We are using a standard, widely used but artificial benchmark to validate our testing approach but we expect the number of functional faults in real world RL agents to be much lower. Indeed, in more complex environments, a high penalty for functional faults could be involved in the reward function to minimize them and prevent safety violations. However, as we explained in section 3.1, this is not always enough to prevent safety critical situations since the agent’s reward could still be relatively acceptable in the presence of functional faults.

We also investigated different sizes of the initial population (i.e., 500, 1050 and 3000) and obtained consistent results: STARLA outperformed Random Testing in terms of the total number of detected functional faults. Furthermore, we observed that the number of detected faults increased with the size of the initial population of the search. In our

case study, the accuracy of the faults prediction decreased for training data sets with less than 670 episodes. In some practical cases, costly simulations may lead to limited data for testing RL agents with STARLA. Consequently, this can affect the accuracy of ML models due to small ML training datasets and thus the results of the genetic search (i.e., due to small initial population). From a practical standpoint, the size of the initial population is bounded by a predetermined testing budget and can be determined according to the accuracy of the ML model. Depending on the case study, we may choose the size of the initial population that maximizes the accuracy of the ML model while consuming a reasonable portion of the testing budget.

We investigate in this paper the learning of interpretable rules that characterize faulty episodes to understand the conditions under which the RL agent can be expected to fail. If accurate, these rules can help developers focus their analysis on specific abstract states that lead to faults, and analyze the risks related to the deployment of the RL agent. For example, after analyzing the failing rules of the agent, engineers can use abstract states leading to faults to automatically ensure safety at run-time. The agent state can be monitored to assess the risks and activate corrective measures. To prevent a failure, for example, the agent can be forced to avoid specific actions leading to states that can violate safety requirements.

This paper takes a first step towards testing RL agents using data-box genetic search. Our proposed testing approach and associated results have several practical implications. The generated faulty episodes and the corresponding rules that characterize them can be used for safety analysis and retraining. Indeed, analyzing the states and actions in the generated faulty episodes could help developers (1) understand root-causes for faults in the RL agent, and (2) analyze the safety risks at run-time based on the prevalence of such root causes in practice and the consequences of identified faults. Moreover, one can retrain the agent using some of the generated faulty episodes, guided by the rules, as a mechanism to improve the policy of the agent.

7 THREATS TO VALIDITY

We discuss in this section the different threats to the validity of our study and describe how we mitigated them.

Internal threats concern the causal relationship between the treatment and the outcome. Invalid episodes generated by STARLA might threaten internal validity. To mitigate this threat and to ensure the validity of the generated final episodes, we have relied on state abstraction and the application of realistic state transformations when using the search operators. For instance, for crossover, instead of selecting random crossover points, we have used state abstraction to find a matching pair for the crossover point. Furthermore, to ensure the validity and the exploratory aspect of the mutation operator, we alter the state of the mutation point using realistic state transformation methods to produce realistic and feasible states that could happen in the real-world environment. Finally, the validity of the episodes is checked through executing them. Thus, we only retain valid failing episodes in our final results.

The choice of an inappropriate state abstraction method and level might also be a threat. To mitigate it, we have studied several state abstraction methods and have tried different abstraction levels to train our ML model. We have selected the best abstraction level that maximizes the accuracy of the model and significantly decreases the number of abstract states.

Conclusion threats are concerned with the relationship between treatment and outcome. The randomness in our search approach leads to the generation of different episodes after each run of STARLA. To mitigate this threat, we have considered in our experiments the execution of several runs of our search method and studied the distribution of the number of the detected faults for both our method and Random Testing.

Reliability threats concern the replicability of our study results. We rely on a publicly available RL environment and provide online all the materials required to replicate our study results. This includes the set of the executed and generated episodes and the different configurations that we used in our experiments.

External threats concern the generalizability of our study. Due to the high computational expense of our experiments and the lack of publicly available realistic RL agents, we relied on one case study in this paper. However, we mitigated this threat by using a widely studied RL task which is considered a valid benchmark problem in many RL-related studies [59], [60], [61]. However, our approach is customizable and can be applied on any other RL problem. Furthermore, we aim as future work to apply our testing approach on other RL problems to generalize more the obtained results.

8 RELATED WORK

Several approaches have been proposed in the literature to study the safety of RL agents during the training and execution phases. However, limited research has been targeted at testing RL-based systems.

Nikanjam *et al.* [10] presented a taxonomy of DRL faults and a tool to locate these faults in DRL programs. To build the taxonomy, they analyzed DRL programs on Github, they mined Stack Overflow posts and conducted a survey with 19 developers. They proposed *DRLinter*, a model-based fault detection tool that relies on static analysis of DRL programs and graph transformation rules to locate existing faults in DRL source code. Although we have similar objectives, this work greatly differs from ours as we detect faults related to the execution of RL agents through search and the generation of faulty episodes. Nonetheless, this work may complement our approach and could be used as a root cause analysis mechanism of the faults reported with our search approach.

Trujillo *et al.* [7] studied the reliability of neuron coverage [62] in testing DRL systems. They studied the correlation between coverage metrics and rewards obtained by two different models of Deep Q-Network (DQN) that have been implemented for the Mountain Car Problem [63]. They show that neuron coverage is not correlated to the agent’s reward. For instance, reaching high coverage does not necessarily mean success in an RL task in terms of reward. They also showed that maximum coverage is obtained through

excessive exploration of the agent, which leads to exploring different actions that do not help maximize the agent’s reward. Finally, they conclude that neuron coverage is not suitable to guide the testing of DRL systems.

Several approaches have been proposed in the literature to study the robustness of RL agents against adversarial attacks [12], [13], [14]. For example, Ilahi *et al.* [12] studied 28 adversarial attacks on RL and provided a taxonomy of existing attacks in the literature. They considered attacks that rely on perturbing (1) the state space, (2) the reward space, (3) the action space, and (4) the model space, where one can perturb the learned parameters of the model. They show that although many defense approaches are proposed to increase the safety of DRL-based systems, the robustness of such systems to all possible adversarial attacks is still an open issue. This is because the proposed defense techniques in the literature can respond to types of attacks they are built for. Besides Moosavi Dezfooli *et al.* [64] argue that regardless of the number of adversarial examples added to the training data, they were able to generate new adversarial examples to alter the normal behaviour of the system.

Huang *et al.* [13] studied the robustness of neural network policies in presence of adversaries. They studied the effectiveness of black-box and white-box adversarial attacks on policy networks such as DQN [54], TRPO [65] and A3C [66], trained on Atari games [67]. They showed that adversarial attacks can significantly degrade the performance of the agent, even with small imperceptible perturbations.

Pan *et al.* [14] studied the robustness of the reinforcement learning agent in the specific learning task of power system control. They proposed a new adversary in both white-box and black-box (using a surrogate model) scenarios. They studied the effectiveness of their method and compared it with random and weighted adversarial attacks previously proposed for power system controls [68], [69]. Moreover, they studied the robustness improvement of the agent trained with adversarial training.

Other existing approaches in the literature [70], [15], [71], [72], [73], [74], [75], [76], [77], [78] have proposed adversarial training techniques to increase the robustness of RL agents to adversarial attacks. For example, Pattanaik *et al.* [70] proposed a training approach of DRL agents to increase their robustness to gradient-based adversarial attacks. They train the agent using adversarial samples generated from gradient-based attacks. They show that adding noise to the training episodes increases the robustness of the DRL agent to adversarial attacks.

Tan *et al.* [15] also proposed an adversarial training approach of DRL agents used for decision and control tasks. The purpose of their training approach is to increase the robustness of DRL agents against adversarial perturbations to the action space (within specific attack budgets). Consequently, they relied on gradient-based white-box adversarial attacks during the training phase of a DRL agent. They show that the proposed method increases the robustness of the agent against similar attacks.

The above works differ from our testing approach as we do not focus on the robustness of RL agents to adversarial attacks. Rather, we test the policies of RL agents, without using any of their internal information, by relying on genetic search to effectively find faulty episodes.

9 CONCLUSION

We propose in this paper STARLA, a data-box search-based approach to test the policy of DRL agents by effectively searching for faulty episodes. We rely on a dedicated genetic algorithm to detect functional faults. We make use of an ML model to predict DRL faults and guide the search towards faulty episodes. To this end, we use state abstraction techniques to group similar states of the agent and significantly reduce the state space. This helped us increase the learnability of the ML models and build customized search operators. We showed that STARLA outperforms Random Testing as we find significantly more faults when considering the same testing budget. We also investigated how to extract rules that characterize faulty episodes of the RL agent using our search results. The goal was to help developers understand the conditions under which the agent fails and thus assess the risks of deploying the RL agent.

As future work, we aim to detect other types of faults such as reward faults and investigate the retraining of the RL agent using the generated faulty episodes. We aim to study the effectiveness of such episodes in improving the agent’s policy. We also want to support the safety of RL-based critical systems by providing mechanisms based on ML and state abstraction to identify sub-episodes that may lead to hazards or critical faults.

ACKNOWLEDGEMENTS

This work was supported by a research grant from General Motors as well as the Canada Research Chair and Discovery Grant programs of the Natural Sciences and Engineering Research Council of Canada (NSERC).

REFERENCES

- [1] M. A. Wiering and M. Van Otterlo, “Reinforcement learning,” *Adaptation, learning, and optimization*, vol. 12, no. 3, p. 729, 2012.
- [2] M. Sewak, *Deep reinforcement learning*. Springer, 2019.
- [3] C. Lei, “Deep reinforcement learning,” in *Deep Learning and Practice with MindSpore*. Springer, 2021, pp. 217–243.
- [4] H. van Hasselt, A. Guez, and D. Silver, “Deep reinforcement learning with double q-learning,” 2015.
- [5] G. Dulac-Arnold, D. Mankowitz, and T. Hester, “Challenges of real-world reinforcement learning,” *arXiv preprint arXiv:1904.12901*, 2019.
- [6] M. L. Puterman, *Markov Decision Processes: Discrete Stochastic Dynamic Programming*, 1st ed. USA: John Wiley & Sons, Inc., 1994.
- [7] M. Trujillo, M. Linares-Vásquez, C. Escobar-Velásquez, I. Duspáric, and N. Cardozo, “Does neuron coverage matter for deep reinforcement learning? a preliminary study,” in *Proceedings of the IEEE/ACM 42nd International Conference on Software Engineering Workshops*, 2020, pp. 215–220.
- [8] J. Lin, L. Xu, Y. Liu, and X. Zhang, “Black-box adversarial sample generation based on differential evolution,” *Journal of Systems and Software*, vol. 170, p. 110767, 2020.
- [9] Y. Tian, K. Pei, S. Jana, and B. Ray, “Deepest: Automated testing of deep-neural-network-driven autonomous cars,” 2018.
- [10] A. Nikanjam, M. M. Morovati, F. Khomh, and H. Ben Braiek, “Faults in deep reinforcement learning programs: a taxonomy and a detection approach,” *Automated Software Engineering*, vol. 29, no. 1, pp. 1–32, 2022.
- [11] X. Xie, L. Ma, F. Juefei-Xu, M. Xue, H. Chen, Y. Liu, J. Zhao, B. Li, J. Yin, and S. See, “Deephunter: a coverage-guided fuzz testing framework for deep neural networks,” in *Proceedings of the 28th ACM SIGSOFT International Symposium on Software Testing and Analysis*, 2019, pp. 146–157.

- [12] I. Ilahi, M. Usama, J. Qadir, M. U. Janjua, A. Al-Fuqaha, D. T. Huang, and D. Niyato, "Challenges and countermeasures for adversarial attacks on deep reinforcement learning," 2021.
- [13] S. H. Huang, N. Papernot, I. J. Goodfellow, Y. Duan, and P. Abbeel, "Adversarial attacks on neural network policies," *ArXiv*, vol. abs/1702.02284, 2017.
- [14] A. Pan, Y. Lee, H. Zhang, Y. Chen, and Y. Shi, "Improving robustness of reinforcement learning for power system control with adversarial training," 2021.
- [15] K. L. Tan, Y. Esfandiari, X. Y. Lee, S. Sarkar *et al.*, "Robustifying reinforcement learning agents via action space adversarial training," in *2020 American control conference (ACC)*. IEEE, 2020, pp. 3959–3964.
- [16] T. Byun, S. Rayadurgam, and M. P. Heimdahl, "Black-box testing of deep neural networks," in *2021 IEEE 32nd International Symposium on Software Reliability Engineering (ISSRE)*. IEEE, 2021, pp. 309–320.
- [17] Y.-C. Lin, Z.-W. Hong, Y.-H. Liao, M.-L. Shih, M.-Y. Liu, and M. Sun, "Tactics of adversarial attack on deep reinforcement learning agents," 2019.
- [18] J. H. Holland, "Genetic algorithms," *Scientific american*, vol. 267, no. 1, pp. 66–73, 1992.
- [19] R. Akrouf, F. Veiga, J. Peters, and G. Neumann, "Regularizing reinforcement learning with state abstraction," in *2018 IEEE/RSJ International Conference on Intelligent Robots and Systems (IROS)*. IEEE, 2018, pp. 534–539.
- [20] D. Abel, D. Arumugam, L. Lehnert, and M. Littman, "State abstractions for lifelong reinforcement learning," in *Proceedings of the 35th International Conference on Machine Learning*, ser. Proceedings of Machine Learning Research, J. Dy and A. Krause, Eds., vol. 80. PMLR, 10–15 Jul 2018, pp. 10–19. [Online]. Available: <http://proceedings.mlr.press/v80/abel18a.html>
- [21] "Gym library," <https://github.com/openai/gym>, 2020.
- [22] R. S. Sutton and A. G. Barto, *Reinforcement learning: An introduction*. MIT press, 2018.
- [23] N. Jiang, "Notes on state abstractions," 2018.
- [24] L. Li, T. J. Walsh, and M. L. Littman, "Towards a unified theory of state abstraction for mdps." *ISAIM*, vol. 4, no. 5, p. 9, 2006.
- [25] Y. Sun, X. Huang, D. Kroening, J. Sharp, M. Hill, and R. Ashmore, "Testing Deep Neural Networks," *arXiv e-prints*, p. arXiv:1803.04792, Mar. 2018.
- [26] Y. Sun, X. Huang, D. Kroening, J. Sharp, M. Hill, and R. Ashmore, "Deepconcolic: Testing and debugging deep neural networks," in *2019 IEEE/ACM 41st International Conference on Software Engineering: Companion Proceedings (ICSE-Companion)*, 2019, pp. 111–114.
- [27] Y. Sun, M. Wu, W. Ruan, X. Huang, M. Kwiatkowska, and D. Kroening, "Concolic testing for deep neural networks," 2018.
- [28] L. Ma, F. Juefei-Xu, F. Zhang, J. Sun, M. Xue, B. Li, C. Chen, T. Su, L. Li, Y. Liu, and *et al.*, "Deepgauge: multi-granularity testing criteria for deep learning systems," *Proceedings of the 33rd ACM/IEEE International Conference on Automated Software Engineering*, Sep 2018. [Online]. Available: <http://dx.doi.org/10.1145/3238147.3238202>
- [29] G. Dulac-Arnold, N. Levine, D. J. Mankowitz, J. Li, C. Paduraru, S. Goyal, and T. Hester, "Challenges of real-world reinforcement learning: definitions, benchmarks and analysis," *Machine Learning*, vol. 110, no. 9, pp. 2419–2468, 2021.
- [30] T. Chaffre, J. Moras, A. Chan-Hon-Tong, and J. Marzat, "Sim-to-real transfer with incremental environment complexity for reinforcement learning of depth-based robot navigation," *arXiv preprint arXiv:2004.14684*, 2020.
- [31] S. Ghamizi, M. Cordy, M. Gubri, M. Papadakis, A. Boystov, Y. Le Traon, and A. Goujon, "Search-based adversarial testing and improvement of constrained credit scoring systems," in *Proceedings of the 28th ACM Joint Meeting on European Software Engineering Conference and Symposium on the Foundations of Software Engineering*, 2020, pp. 1089–1100.
- [32] N. Carlini and D. Wagner, "Towards evaluating the robustness of neural networks," in *2017 IEEE Symposium on Security and Privacy (SP)*. IEEE, 2017, pp. 39–57.
- [33] H. Zhang, H. Chen, C. Xiao, B. Li, M. Liu, D. Boning, and C.-J. Hsieh, "Robust deep reinforcement learning against adversarial perturbations on state observations," *Advances in Neural Information Processing Systems*, vol. 33, pp. 21 024–21 037, 2020.
- [34] G. Dulac-Arnold, D. Mankowitz, and T. Hester, "Challenges of real-world reinforcement learning," 2019.
- [35] X. Zhang, Y. Ma, A. Singla, and X. Zhu, "Adaptive reward-poisoning attacks against reinforcement learning," 2020.
- [36] A. Rakhsha, X. Zhang, X. Zhu, and A. Singla, "Reward poisoning in reinforcement learning: Attacks against unknown learners in unknown environments," 2021.
- [37] P. Swazinna, S. Udluft, D. Hein, and T. Runkler, "Comparing model-free and model-based algorithms for offline reinforcement learning," *arXiv preprint arXiv:2201.05433*, 2022.
- [38] "Openai," https://spinningup.openai.com/en/latest/spinningup/rl_intro2.html, 2018, [Accessed 24 Jan. 2022].
- [39] I. Alsmadi, "Using genetic algorithms for test case generation and selection optimization," in *CCECE 2010*. IEEE, 2010, pp. 1–4.
- [40] D. Whitley, "A genetic algorithm tutorial," *Statistics and computing*, vol. 4, no. 2, pp. 65–85, 1994.
- [41] T. Murata, H. Ishibuchi *et al.*, "Moga: multi-objective genetic algorithms," in *IEEE international conference on evolutionary computation*, vol. 1. IEEE Piscataway, NJ, USA, 1995, pp. 289–294.
- [42] A. Panichella, F. M. Kifetew, and P. Tonella, "Reformulating branch coverage as a many-objective optimization problem," in *2015 IEEE 8th International Conference on Software Testing, Verification and Validation (ICST)*, 2015, pp. 1–10.
- [43] Y.-C. Lin, Z.-W. Hong, Y.-H. Liao, M.-L. Shih, M.-Y. Liu, and M. Sun, "Tactics of adversarial attack on deep reinforcement learning agents," in *Proceedings of the 26th International Joint Conference on Artificial Intelligence*, ser. IJCAI'17. AAAI Press, 2017, p. 3756–3762.
- [44] L. Breiman, "Random forests," *Mach. Learn.*, vol. 45, no. 1, p. 5–32, Oct. 2001. [Online]. Available: <https://doi.org/10.1023/A:1010933404324>
- [45] J. H. Friedman, "Greedy function approximation: a gradient boosting machine," *Annals of statistics*, pp. 1189–1232, 2001.
- [46] B. L. Miller and D. E. Goldberg, "Genetic algorithms, selection schemes, and the varying effects of noise," *Evol. Comput.*, vol. 4, no. 2, p. 113–131, jun 1996. [Online]. Available: <https://doi.org/10.1162/evco.1996.4.2.113>
- [47] K. Pei, Y. Cao, J. Yang, and S. Jana, "Deepxplore: Automated whitebox testing of deep learning systems," *Commun. ACM*, vol. 62, no. 11, p. 137–145, Oct. 2019. [Online]. Available: <https://doi.org/10.1145/3361566>
- [48] K. Deb, A. Pratap, S. Agarwal, and T. Meyarivan, "A fast and elitist multiobjective genetic algorithm: Nsga-ii," *IEEE Transactions on Evolutionary Computation*, vol. 6, no. 2, pp. 182–197, 2002.
- [49] V. J. Amuso and J. Enslin, "The strength pareto evolutionary algorithm 2 (spea2) applied to simultaneous multi-mission waveform design," in *2007 International Waveform Diversity and Design Conference*, 2007, pp. 407–417.
- [50] R. Tanabe, H. Ishibuchi, and A. Oyama, "Benchmarking multi- and many-objective evolutionary algorithms under two optimization scenarios," *IEEE Access*, vol. 5, pp. 19 597–19 619, 2017.
- [51] S. Nagendra, N. Podila, R. Ugarakhod, and K. George, "Comparison of reinforcement learning algorithms applied to the cart-pole problem," in *2017 International Conference on Advances in Computing, Communications and Informatics (ICACCI)*. IEEE, 2017, pp. 26–32.
- [52] C. Aguilar-Ibáñez, J. Mendoza-Mendoza, and J. Dávila, "Stabilization of the cart pole system: by sliding mode control," *Nonlinear Dynamics*, vol. 78, no. 4, pp. 2769–2777, 2014.
- [53] A. Hill, A. Raffin, M. Ernestus, A. Gleave, A. Kanervisto, R. Traore, P. Dhariwal, C. Hesse, O. Klimov, A. Nichol, M. Plappert, A. Radford, J. Schulman, S. Sidor, and Y. Wu, "Stable baselines," <https://github.com/hill-a/stable-baselines>, 2018.
- [54] V. Mnih, K. Kavukcuoglu, D. Silver, A. Graves, I. Antonoglou, D. Wierstra, and M. Riedmiller, "Playing atari with deep reinforcement learning," *arXiv preprint arXiv:1312.5602*, 2013.
- [55] Z. Wang, T. Schaul, M. Hessel, H. van Hasselt, M. Lanctot, and N. de Freitas, "Dueling network architectures for deep reinforcement learning," 2016.
- [56] A. Marco, F. Berkenkamp, P. Hennig, A. P. Schoellig, A. Krause, S. Schaal, and S. Trimpe, "Virtual vs. real: Trading off simulations and physical experiments in reinforcement learning with bayesian optimization," in *2017 IEEE International Conference on Robotics and Automation (ICRA)*. IEEE, 2017, pp. 1557–1563.
- [57] J. Kober, J. A. Bagnell, and J. Peters, "Reinforcement learning in robotics: A survey," *The International Journal of Robotics Research*, vol. 32, no. 11, pp. 1238–1274, 2013.
- [58] P. E. McKnight and J. Najab, "Mann-whitney u test," *The Corsini encyclopedia of psychology*, pp. 1–1, 2010.

- [59] V. Behzadan and W. H. Hsu, "Adversarial exploitation of policy imitation," *ArXiv*, vol. abs/1906.01121, 2019.
- [60] V. Behzadan and W. Hsu, "Sequential triggers for watermarking of deep reinforcement learning policies," *ArXiv*, vol. abs/1906.01126, 2019.
- [61] K. Chen, T. Zhang, X. Xie, and Y. Liu, "Stealing deep reinforcement learning models for fun and profit," *CoRR*, vol. abs/2006.05032, 2020. [Online]. Available: <https://arxiv.org/abs/2006.05032>
- [62] L. Ma, F. Juefei-Xu, F. Zhang, J. Sun, M. Xue, B. Li, C. Chen, T. Su, L. Li, Y. Liu *et al.*, "Deepgauge: Multi-granularity testing criteria for deep learning systems," in *Proceedings of the 33rd ACM/IEEE International Conference on Automated Software Engineering*, 2018, pp. 120–131.
- [63] R. S. Sutton, "Andrew g barto. reinforcement learning: An introduction," *MIT press*, 2018.
- [64] S. Moosavi-Dezfooli, A. Fawzi, O. Fawzi, and P. Frossard, "Universal adversarial perturbations," *CoRR*, vol. abs/1610.08401, 2016. [Online]. Available: <http://arxiv.org/abs/1610.08401>
- [65] J. Schulman, S. Levine, P. Moritz, M. I. Jordan, and P. Abbeel, "Trust region policy optimization," 2017.
- [66] V. Mnih, A. P. Badia, M. Mirza, A. Graves, T. P. Lillicrap, T. Harley, D. Silver, and K. Kavukcuoglu, "Asynchronous methods for deep reinforcement learning," 2016.
- [67] M. G. Bellemare, Y. Naddaf, J. Veness, and M. Bowling, "The arcade learning environment: An evaluation platform for general agents," *Journal of Artificial Intelligence Research*, vol. 47, p. 253–279, Jun 2013. [Online]. Available: <http://dx.doi.org/10.1613/jair.3912>
- [68] A. Marot, I. Guyon, B. Donnot, G. Dulac-Arnold, P. Panciatichi, M. Awad, A. O'Sullivan, A. Kelly, and Z. Hampel-Arias, "L2rpn: Learning to run a power network in a sustainable world neurips2020 challenge design," 2020.
- [69] L. Omnes, A. Marot, and B. Donnot, "Adversarial training for a continuous robustness control problem in power systems," in *2021 IEEE Madrid PowerTech*. IEEE, 2021, pp. 1–6.
- [70] A. Pattanaik, Z. Tang, S. Liu, G. Bommannan, and G. Chowdhary, "Robust deep reinforcement learning with adversarial attacks," in *Proceedings of the 17th International Conference on Autonomous Agents and MultiAgent Systems*, 2018, pp. 2040–2042.
- [71] J. Kos and D. Song, "Delving into adversarial attacks on deep policies," in *5th International Conference on Learning Representations, ICLR 2017, Toulon, France, April 24-26, 2017, Workshop Track Proceedings*. OpenReview.net, 2017. [Online]. Available: <https://openreview.net/forum?id=BJcib5mFe>
- [72] A. Pattanaik, Z. Tang, S. Liu, G. Bommannan, and G. Chowdhary, "Robust deep reinforcement learning with adversarial attacks," in *17th International Conference on Autonomous Agents and Multiagent Systems, AAMAS 2018*, ser. Proceedings of the International Joint Conference on Autonomous Agents and Multiagent Systems, AAMAS. International Foundation for Autonomous Agents and Multiagent Systems (IFAAMAS), 2018, pp. 2040–2042, publisher Copyright: © 2018 International Foundation for Autonomous Agents and Multiagent Systems (www.ifaamas.org). All rights reserved.; 17th International Conference on Autonomous Agents and Multiagent Systems, AAMAS 2018 ; Conference date: 10-07-2018 Through 15-07-2018.
- [73] X. Y. Lee, Y. Esfandiari, K. L. Tan, and S. Sarkar, "Query-based targeted action-space adversarial policies on deep reinforcement learning agents," in *Proceedings of the ACM/IEEE 12th International Conference on Cyber-Physical Systems*, ser. ICCPS '21. New York, NY, USA: Association for Computing Machinery, 2021, p. 87–97. [Online]. Available: <https://doi.org/10.1145/3450267.3450537>
- [74] E. Vinitzky, Y. Du, K. Parvate, K. Jang, P. Abbeel, and A. M. Bayen, "Robust reinforcement learning using adversarial populations," *CoRR*, vol. abs/2008.01825, 2020. [Online]. Available: <https://arxiv.org/abs/2008.01825>
- [75] K. L. Tan, Y. Esfandiari, X. Y. Lee, Aakanksha, and S. Sarkar, "Robustifying reinforcement learning agents via action space adversarial training," *CoRR*, vol. abs/2007.07176, 2020. [Online]. Available: <https://arxiv.org/abs/2007.07176>
- [76] V. Behzadan and A. Munir, "Mitigation of policy manipulation attacks on deep q-networks with parameter-space noise," *ArXiv*, vol. abs/1806.02190, 2018.
- [77] V. Behzadan and M. Arslan, "Whatever does not kill deep reinforcement learning, makes it stronger," *arXiv preprint arXiv:1712.09344*, 2017.
- [78] Y. Han, B. I. P. Rubinstein, T. Abraham, T. Alpcan, O. Y. de Vel, S. M. Erfani, D. Hubczenko, C. Leckie, and P. Montague, "Reinforcement learning for autonomous defence in software-defined networking," *ArXiv*, vol. abs/1808.05770, 2018.