

A Unifying Approach to Efficient (Near)-Gathering of Disoriented Robots with Limited Visibility

Jannik Castenow ✉ 

Heinz Nixdorf Institute & Computer Science Department, Paderborn University, Fürstenallee 11,
33102 Paderborn, Germany

Jonas Harbig ✉

Heinz Nixdorf Institute & Computer Science Department, Paderborn University, Fürstenallee 11,
33102 Paderborn, Germany

Daniel Jung ✉ 

Heinz Nixdorf Institute & Computer Science Department, Paderborn University, Fürstenallee 11,
33102 Paderborn, Germany

Peter Kling ✉ 

Department of Informatics, Universität Hamburg, Vogt-Kölln-Str. 30, 22527 Hamburg, Germany

Till Knollmann ✉ 

Heinz Nixdorf Institute & Computer Science Department, Paderborn University, Fürstenallee 11,
33102 Paderborn, Germany

Friedhelm Meyer auf der Heide ✉

Heinz Nixdorf Institute & Computer Science Department, Paderborn University, Fürstenallee 11,
33102 Paderborn, Germany

Abstract

We consider a swarm of n robots in a d -dimensional Euclidean space. The robots are oblivious (no persistent memory), disoriented (no common coordinate system/compass), and have limited visibility (observe other robots up to a constant distance). The basic formation task GATHERING requires that all robots reach the same, not predefined position. In the related NEAR-GATHERING task, they must reach distinct positions such that every robot sees the entire swarm. In the considered setting, GATHERING can be solved in $\mathcal{O}(n + \Delta^2)$ synchronous rounds both in two and three dimensions, where Δ denotes the initial maximal distance of two robots [4, 12].

In this work, we formalize a key property of efficient GATHERING protocols and use it to define λ -contracting protocols. Any such protocol gathers n robots in the d -dimensional space in $\Theta(\Delta^2)$ synchronous rounds. We prove that, among others, the d -dimensional generalization of the GTC-protocol [2] is λ -contracting. Remarkably, our improved and generalized runtime bound is independent of n and d . The independence of d answers an open research question posed in [4].

We also introduce an approach to make any λ -contracting protocol collisionfree (robots never occupy the same position) to solve NEAR-GATHERING. The resulting protocols maintain the runtime of $\Theta(\Delta^2)$ and work even in the semi-synchronous model. This yields the first NEAR-GATHERING protocols for disoriented robots and the first proven runtime bound. In particular, combined with results from [20] for robots with global visibility, we obtain the first protocol to solve UNIFORM CIRCLE FORMATION (arrange the robots on the vertices of a regular n -gon) for oblivious, disoriented robots with limited visibility.

2012 ACM Subject Classification Theory of computation → Distributed algorithms

Keywords and phrases mobile robots, gathering, limited visibility, runtime

Digital Object Identifier 10.4230/LIPIcs.CVIT.2016.23

Funding *Jonas Harbig*: This work was partially supported by the German Research Foundation (DFG) under the project number ME 872/14-1.



© Jane Open Access and Joan R. Public;
licensed under Creative Commons License CC-BY 4.0

42nd Conference on Very Important Topics (CVIT 2016).

Editors: John Q. Open and Joan R. Access; Article No. 23; pp. 23:1–23:40



Leibniz International Proceedings in Informatics

LIPIcs Schloss Dagstuhl – Leibniz-Zentrum für Informatik, Dagstuhl Publishing, Germany

1 Introduction

Envision a huge swarm of n robots spread in the d -dimensional Euclidean space that must solve a *formation task* like GATHERING (moving all robots to a single, not pre-determined point) or UNIFORM-CIRCLE (distributing the robots over the vertices of a regular n -gon). Whether and how efficiently a given task is solvable varies largely with the robots' capabilities (local vs. global visibility, memory vs. memory-less, communication capabilities, common orientation vs. disorientation). While classical results study what capabilities the robots need *at least* to solve a given task, our focus lies on *how fast* a given formation task can be solved assuming simple robots. Specifically, we consider the GATHERING problem and the related NEAR-GATHERING problem for oblivious, disoriented robots with a limited viewing range.

GATHERING is the most basic formation task and a standard benchmark to compare robot models [19]. The robots must gather at the same, not predefined, position. A well-known protocol to solve GATHERING under very weak robot capabilities is the GO-TO-THE-CENTER (GTC) protocol [2]. It gathers all robots in $\mathcal{O}(n + \Delta^2)$ synchronous rounds, where the diameter Δ denotes the initial maximal distance of two robots [12]. The term n upper bounds the number of rounds in which robots *collide* (i.e., move to the same position), while Δ^2 results from how quickly the global smallest enclosing circle shrinks. Hence, GTC not only enforces the robots to collide in the final configuration but also incurs several collisions during the course of GATHERING. Such collisions are fine for point robots in theoretical models but a serious problem for physical robots that cannot occupy the same position. This leads us to NEAR-GATHERING, which requires the robots to move *collisionfree* to *distinct* locations such that every robot can observe the entire swarm despite its limited visibility [30]. Requiring additionally that, eventually, robots *simultaneously* (within one round/epoch) *terminate*, turns NEAR-GATHERING into a powerful subroutine for more complex formation tasks like UNIFORM CIRCLE. Once all robots see the entire swarm and are simultaneously aware of that, they can switch to the protocol of [20] to build a uniform circle. Although that protocol is designed for robots with a global view, we can use it here since solving NEAR-GATHERING grants the robots de facto a global view. Note the importance of *simultaneous* termination, as otherwise, some robots might build the new formation while others are still gathering, possibly disconnecting some robots from the swarm.

Robot Model. We assume the standard *OBLLOT* model [19] for oblivious, point-shaped robots in \mathbb{R}^d . The robots are *anonymous* (no identifiers), *homogeneous* (all robots execute the same protocol), *identical* (same appearance), *autonomous* (no central control) and *deterministic*. Moreover, we consider disoriented robots with limited visibility. Disorientation means that a robot observes itself at the origin of its local coordinate system, which can be arbitrarily rotated and inverted compared to other robots. The disorientation is *variable*, i.e., the local coordinate system might differ from round to round. Limited visibility implies that each robot can observe other robots only up to a constant distance. The robots operate in discrete LCM-cycles (*rounds*) consisting of the operations LOOK, COMPUTE and MOVE. During its LOOK operation, a robot takes a snapshot of all visible robots, which is used in the following COMPUTE operation to compute a *target point*, to which the robot then moves in the MOVE operation. Moves are *rigid* (a robot always reaches its target point) and depend solely on observations from the last LOOK operation (robots are oblivious). The time model can be fully synchronous (\mathcal{FSYNC} ; all robots are active each round and operations are executed synchronously), semi-synchronous (\mathcal{SSYNC} ; a subset of robots is active each round and operations are executed synchronously), or completely asynchronous (\mathcal{ASYNC}). Time is measured in rounds in \mathcal{FSYNC} and in *epochs* (the smallest number of rounds such that all

robots finish one LCM-cycle) in $\mathcal{S}\text{SYNC}$ or $\mathcal{A}\text{SYNC}$.

Results in a Nutshell. For GATHERING of oblivious, disoriented robots with limited visibility in \mathbb{R}^d , we introduce the class of λ -contracting protocols for a constant $\lambda \in (0, 1]$. For instance, the well-known GTC [2] and several other GATHERING protocols are λ -contracting. We prove that every λ -contracting protocol gathers a swarm of diameter Δ in $\mathcal{O}(\Delta^2)$ rounds. We also prove a matching lower bound for any protocol in which robots always move to points inside the convex hull of their neighbors, including themselves. While our results for GATHERING assume the $\mathcal{F}\text{SYNC}$ model¹, for NEAR-GATHERING we also consider $\mathcal{S}\text{SYNC}$. We show how to transform any λ -contracting protocol into a *collisionfree* λ -contracting protocol to solve NEAR-GATHERING while maintaining a runtime of $\mathcal{O}(\Delta^2)$.

1.1 Related Work

In our discussion of related work, we focus on contributions regarding GATHERING and NEAR-GATHERING with a special focus on results that contain a runtime analysis. For different problem classes and results without runtime analyses, we refer to [18].

Gathering. Oblivious and disoriented robots with limited visibility in \mathbb{R}^2 can be gathered by the GTC algorithm that moves each robots towards the center of the smallest enclosing circle of its neighborhood [2]. GTC gathers n robots under the $\mathcal{F}\text{SYNC}$ scheduler in $\Theta(n + \Delta^2)$ rounds [12]. The same bound applies to the generalized algorithm in three dimensions [4]. It is conjectured that no algorithm can gather oblivious and disoriented robots with limited visibility asymptotically faster [7]. Robots with the same capabilities can be gathered in $\mathcal{O}(n^2)$ rounds on the two-dimensional grid [5]. Faster algorithms could, for instance, be achieved under the \mathcal{LUMI} model, which equips robots with lights [14]. There are two results that achieve GATHERING in time $\mathcal{O}(n)$ on the two-dimensional grid with help of the \mathcal{LUMI} model [1, 9]. One result under a standard connectivity model [9] and a second result for a closed chain [1]. Closed chains in the Euclidean plane can also be gathered in time $\mathcal{O}(n)$ with the help of the \mathcal{LUMI} model [7]. Apart from the \mathcal{LUMI} model, an optimal algorithm with runtime $\Theta(\Delta)$ has been designed for robots that agree on one axis of their local coordinate systems [6, 31]. A different setting is the *continuous time model* [24]. There exists the class of continuous *contracting* protocols which demands that each robot that is part of the global convex hull of all robots' positions moves with full speed towards the inside [25]. Any contracting protocol gathers all robots in time $\mathcal{O}(n \cdot \Delta)$. There also exists a protocol that needs a runtime of $\Omega(n \cdot \Delta)$ in a specific configuration. Furthermore, there are protocols that are contracting but have an even faster runtime of $\mathcal{O}(n)$ [3, 11]. The class of contracting protocols also generalizes to three dimensions with an upper time bound of $\mathcal{O}(n^{3/2} \cdot \Delta)$ [4].

Near-Gathering. The NEAR-GATHERING problem has been introduced in [29] as an important subroutine to embed the research done for robots with global visibility – such as the ARBITRARY PATTERN FORMATION problem [10, 15, 21, 33, 34, 35] – in the context of robots with limited visibility. While in [29], the NEAR-GATHERING problem is studied based on special viewing ranges, and for robots that agree on *both* axes of their local coordinate systems, the result has been generalized in [30] to general viewing ranges and robots that agree on only *one* axis of their local coordinate systems. Both results work under the $\mathcal{A}\text{SYNC}$ scheduler. An important tool to prevent collisions is a well-connected initial configuration, i.e., the initial configuration is connected concerning the *connectivity range* which is by an

¹ In the considered model, GATHERING is impossible in a semi-synchronous or asynchronous time model [32].

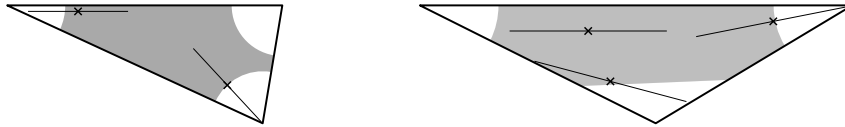
additive constant smaller than the viewing range [29, 30]. Neither [29] nor [30] provide any runtime bound of the proposed protocols.

In the continuous time model, the authors in [25] study the *collisionless* GATHERING problem. During the course of GATHERING, only the final collision is allowed. Disoriented robots with limited visibility can solve the problem by assuming a well-connected initial configuration, a common chirality, and the *LUMI* model [25]. Under the described robot capabilities, collisionless GATHERING and hence also NEAR-GATHERING can be solved in time $\mathcal{O}(n^2)$. Note that the collisionless gathering problem has also been studied without chirality, visible lights, and increased viewing range [26]. However, general results could only be proven for robots located on a line.

1.2 Our Contribution & Outline

In the following, we provide a detailed discussion of our results and put them into context concerning the related results discussed in Section 1.1. Our results assume robots located in \mathbb{R}^d and the *OBLOT* model for deterministic, disoriented robots with limited visibility.

Gathering. Our first main contribution is the introduction of a large class of GATHERING protocols in $\mathcal{F}\text{SYNC}$ that contains several natural protocols such as GTC. We prove that *every* protocol from this class gathers in $\mathcal{O}(\Delta^2)$ rounds, where the diameter Δ denotes the initial maximal distance between two robots. Note that, the bound of $\mathcal{O}(\Delta^2)$ not only reflects how far a given initial swarm is from a gathering but also improves the GTC bound from $\mathcal{O}(n + \Delta^2)$ to $\mathcal{O}(\Delta^2)$. We call this class *λ -contracting protocols*. Such protocols restrict the allowed target points to a specific subset of a robot's local convex hull (formed by the positions of all visible robots, including itself) in the following way. Let *diam* denote the diameter of a robot's local convex hull. Then, a target point *p* is an allowed target point if it is the center of a line segment of length $\lambda \cdot \text{diam}$, completely contained in the local convex hull. This guarantees that the target point lies far enough inside the local convex hull (at least along one dimension) to sufficiently decrease the swarm's diameter. See Figure 1 for an illustration.



■ **Figure 1** Two local convex hulls, each formed by 3 robots. The gray area marks valid target points of λ -contracting protocols. The exemplary line segments all have length $\lambda \cdot \text{diam}$, where *diam* is the diameter of the respecting convex hull. On the left $\lambda = 4/7$, on the right $\lambda = 4/11$.

We believe that these λ -contracting protocols encapsulate the core property of fast GATHERING protocols. Their analysis is comparatively clean and simple and holds for any dimension d . Thus, by proving that (the generalization of) GTC is λ -contracting for arbitrary dimensions, we give the first protocol that provably gathers in $\mathcal{O}(\Delta^2)$ rounds for any dimension. As a strong indicator that our protocol class might be asymptotically optimal, we prove that every GATHERING protocol for deterministic, disoriented robots whose target points lie *always inside* the robots' local convex hulls requires $\Omega(\Delta^2)$ rounds. Note that staying in the convex hull of visible robots is a natural property for any known protocol designed for oblivious, disoriented robots with limited visibility. Thus, reaching a subquadratic runtime – if at all possible – would require the robots to compute target points outside of their local convex hulls sufficiently often.

Near-Gathering. Our second main contribution proves that any λ -contracting protocol for GATHERING can be transformed into a collisionfree protocol that solves NEAR-GATHERING in $\mathcal{O}(\Delta^2)$ rounds ($\mathcal{F}\text{SYNC}$) or epochs ($\mathcal{S}\text{SYNC}$). As previous work on the NEAR-GATHERING problem [29, 30], our transformed protocols require that the initial swarm is *well-connected*, i.e., the swarm is connected with respect to the *connectivity range* of V and the robots have a viewing range of $V + \tau$, for a constant τ . The adapted protocols ensure that the swarm stays connected concerning the connectivity range.

The well-connectedness serves two purposes. First, it allows a robot to compute its own target point under the given λ -contracting protocol and the target points of nearby robots to prevent collisions. Its second purpose is to enable termination: Once there is a robot whose local convex hull has a diameter at most τ , *all* robots must have distance at most τ , as otherwise, the swarm would not be connected concerning the connectivity range V . Thus, all robots can *simultaneously* decide (in the same round in $\mathcal{F}\text{SYNC}$ and within one epoch in $\mathcal{S}\text{SYNC}$) whether NEAR-GATHERING is solved. If the swarm is not well-connected, it is easy to see that such a simultaneous decision is impossible². The simultaneous termination also allows us to derive the first protocol to solve UNIFORM-CIRCLE for disoriented robots with limited visibility. Once the robots' local diameter (and hence also the global diameter) is less than τ , they essentially have a global view. As the UNIFORM CIRCLE protocol from [20] maintains the small diameter, it can be used after the termination of our NEAR-GATHERING protocol without any modification.

Outline. Section 2 introduces various notations. λ -contracting protocols are introduced in Section 3. Upper and lower runtime bounds are provided in Section 3.2. The section is concluded with three exemplary λ -contracting protocols, including GTC (Section 3.3). Section 4 discusses the general approach to transform any λ -contracting protocol (in any dimension) into a collisionfree protocol to solve NEAR-GATHERING. Finally, the paper is concluded, and future research questions are addressed in Section 5. Due to space constraints, all proofs and additional information are deferred to the appendix. Appendix A and Appendix B contain proofs and additional material to Section 3 and Section 4.

2 Notation

We consider a swarm of n robots $R = \{r_1, \dots, r_n\}$ moving in a d -dimensional Euclidean space \mathbb{R}^d . Initially, the robots are located at pairwise distinct locations. We denote by $p_i(t)$ the position of robot r_i in a global coordinate system (not known to the robots) in round t . Robots have a *limited visibility*, i.e., they can observe other robots only up to a constant distance. We distinguish the terms *viewing range* and *connectivity range*. In both cases, the initial configuration is connected concerning the connectivity range. More formally, let V denote the connectivity range and $\text{UBG}^V(t) = (R, E^V(t))$ the Unit Ball Graph with radius V , where $\{r_i, r_j\} \in E^V(t)$ if and only if $|p_i(t) - p_j(t)| \leq V$. The initial Unit Ball Graph $\text{UBG}^V(0)$ is always connected. When we study the GATHERING problem, the connectivity and viewing range are equal. In the context of NEAR-GATHERING, the viewing range is larger than the connectivity range. More formally, the viewing range is $V + \tau$, for a constant $0 < \tau \leq 2/3V$. Thus, the robots can observe other robots at a distance of at most $V + \tau$. The

² Consider a protocol that solves NEAR-GATHERING for a swarm of two robots and terminates in the $\mathcal{F}\text{SYNC}$ model. Fix the last round before termination and add a new robot visible to only one robot (the resulting swarm is not connected concerning V). One of the original two robots still sees the same situation as before and will terminate, although NEAR-GATHERING is not solved.

viewing range of $V + \tau$ induces $\text{UBG}^{V+\tau}(t) = (R, E^{V+\tau}(t))$, the Unit Ball Graph with radius $V + \tau$, where $\{r_i, r_j\} \in E^{V+\tau}(t)$ if and only if $|p_i(t) - p_j(t)| \leq V + \tau$. Two robots are called neighbors at round t if their distance is at most the viewing range (V for GATHERING and $V + \tau$ for NEAR-GATHERING). The set $N_i(t)$ contains all neighbors of r_i in round t , including r_i . Additionally, hull_i^t denotes the *local convex hull* of all neighbors of r_i , i.e., the smallest convex polytope that encloses the positions of all robots in $N_i(t)$, including r_i . We define $\text{diam}(t)$ as the maximum distance of any pair of robots at time t . Moreover, $\Delta := \text{diam}(0)$, i.e., the maximum distance of any pair of robots in the initial configuration. Lastly, $\text{diam}_i(t)$ denotes the maximum distance of any two neighbors of r_i in round t .

Discrete Protocols. A discrete robot formation protocol \mathcal{P} specifies for every round $t \in \mathbb{N}_0$, how each robot determines its target point, i.e., it is an algorithm that computes the target point $\text{target}_i^{\mathcal{P}}(t)$ of each robot in the COMPUTE operation based upon its snapshot taken during LOOK. To simplify the notation, $\text{target}_i^{\mathcal{P}}(t)$ might express the target point of r_i either in the local coordinate system of r_i or in a global coordinate system (not known to r_i) – the concrete meaning is always clear based on the context. Finally, during MOVE, each robot moves to the position computed by \mathcal{P} , i.e., $p_i(t+1) = \text{target}_i^{\mathcal{P}}(t)$ for all robots r_i .

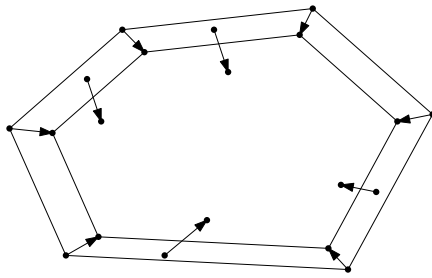
Problem Statements. The GATHERING problem requires all robots to gather at a single, not predefined point. More formally, GATHERING is solved, if there exists a time $t \in \mathbb{N}_0$ such that $\text{diam}(t) = 0$. While the GATHERING problem clearly demands that more than one robot occupies the same position, this is prohibited in the NEAR-GATHERING problem. Two robots r_i and r_j *collide* in round t if $p_i(t) = p_j(t)$. Two colliding robots are also called a *collision*. A discrete robot formation protocol is *collisionless*, if there is no round $t' \in \mathbb{N}_0$ with a collision. NEAR-GATHERING requires all robots to become collisionless mutually visible and beware of this fact in the same round/epoch. More formally, NEAR-GATHERING is solved if there is a time $t' \in \mathbb{N}_0$ and a constant $0 \leq c_{\text{ng}} \leq \frac{1}{2}$ such that $\text{diam}(t') \leq c_{\text{ng}}$, $p_i(t'') = p_i(t')$ for all robots r_i and all rounds $t'' \geq t'$ and $p_i(t) \neq p_j(t)$ for all robots r_i and r_j and rounds t . Moreover, all robots terminate simultaneously, i.e., know in the same round or within one epoch that $\text{diam}(t) \leq c_{\text{ng}}$.

3 A Class of Gathering Protocols

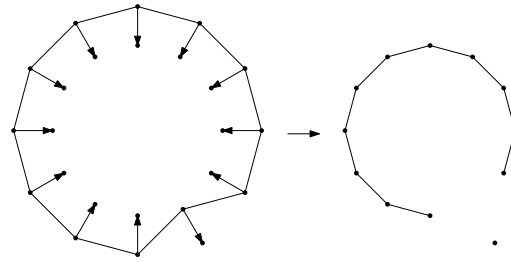
In this section, we describe the class of λ -contracting (gathering) protocols – a class of protocols which solve GATHERING in $\Theta(\Delta^2)$ rounds and serves as a basis for collisionless protocols to solve NEAR-GATHERING (see Section 4). Moreover, we derive a subclass of λ -contracting protocols, called (α, β) -contracting protocols. The class of (α, β) -contracting protocols is a powerful tool to determine whether a given gathering protocol (such as GTC) fulfills the property of being λ -contracting.

The first intuition to define a class of protocols to solve GATHERING would be to transfer the class of continuous contracting protocols (cf. Section 1.1) to the discrete LCM case. A continuous robot formation protocol is called to be *contracting* if robots that are part of the global convex hull move with speed V towards the inside of the global convex hull. A translation to the discrete (LCM) case might be to demand that each robot moves a constant distance inwards (away from the boundary) of the global convex hull, cf. Figure 2.

However, such a protocol cannot exist in the discrete LCM setting. Consider n robots positioned on the vertices of a regular polygon with side length V . Now take one robot and mirror its position along the line segment connecting its two neighbors (cf. Figure 3). Next, assume that all robots would move a constant distance along the angle bisector between their direct neighbors in the given gathering protocol. Other movements would lead to the



■ **Figure 2** Ideally, every robot that is close to the boundary of the global convex hull (the surrounding convex polygon), would move a constant distance inwards.



■ **Figure 3** Visualization of the example to emphasize that continuous protocols cannot be directly translated to the LCM case.

same effect since the robots are disoriented. In the given configuration, $n - 1$ robots would move a constant distance inside the global convex hull while one robot even leaves the global convex hull. Not only that the global convex hull does not decrease as desired, but also the connectivity of $UBG^V(t)$ is not maintained as the robot moving outside loses connectivity to its direct neighbors. Consequently, discrete gathering protocols have to move the robots more carefully to maintain the connectivity of $UBG^V(t)$ and to prevent disadvantageous movements caused by the disorientation of the robots.

3.1 λ -contracting Protocols

Initially, we emphasize two core features of the protocols. A discrete protocol is *connectivity preserving*, if it always maintains connectivity of $UBG^V(t)$. Due to the limited visibility and disorientation, every protocol to solve GATHERING and NEAR-GATHERING must be connectivity preserving since it is deterministically impossible to reconnect lost robots to the remaining swarm. Moreover, we study protocols that are *invariant*, i.e., the movement of a robot does not change no matter how its local coordinate system is oriented. This is a natural assumption since the robots have variable disorientation and thus cannot rely on their local coordinate system to synchronize their movement with nearby robots. Moreover, many known protocols under the given robot capabilities are invariant, e.g., [2, 4, 27, 28].

► **Definition 1.** Let Q be a convex polytope with diameter $diam$ and $0 < \lambda \leq 1$ a constant. A point $p \in Q$ is called to be λ -centered if it is the midpoint a line segment ℓ that is completely contained in Q and has a length of $\lambda \cdot diam$.

► **Definition 2.** A connectivity preserving and invariant discrete robot formation protocol \mathcal{P} is called to be λ -contracting, if $target_i^{\mathcal{P}}(t)$ is a λ -centered point of $hull_i^t$ for every robot r_i and every $t \in \mathbb{N}_0$.

Observe that Definition 2 does not necessarily enforce a final gathering of the protocols. Consider, for instance, two robots. A protocol that demands the two robots to move halfway towards the midpoint between themselves would be $1/4$ -contracting, but the robots would only *converge* towards the same position. To obtain a final gathering, it must be guaranteed that the robots eventually compute the same target point. We demand this by requiring that there is a constant $c < 1$, such that $N_i(t) = N_j(t)$ and $diam_i(t) = diam_j(t) \leq c$ implies that the robots compute the same target point. Protocols that have this property are called *collapsing*. Observe that being collapsing is reasonable since λ -contracting demands that robots compute target points inside their local convex hulls. Whenever $N_i(t) = N_j(t) = N_i(t+1) = N_j(t+1)$

(no further robot becomes visible), then $\text{diam}_i(t+1) = \text{diam}_j(t+1) \leq \text{diam}_i(t) = \text{diam}_j(t)$, i.e., the local diameters of robots with the same neighborhood are monotonically decreasing. Hence, demanding a threshold to enforce moving to the same point is necessary to ensure a final gathering. For the ease of description, we fix $c = 1/2$ in this work. However, c could be chosen as an arbitrary constant by scaling the obtained runtime bounds with a factor of $1/c$.

► **Definition 3.** A discrete robot formation protocol \mathcal{P} is called a λ -contracting gathering protocol if \mathcal{P} is λ -contracting and collapsing.³

Two examples of all possible target points of λ -contracting gathering protocols in \mathbb{R}^2 are depicted in Figure 1 (contained in Section 1.2).

3.2 Analysis of λ -contracting Protocols

This section states upper and lower bounds about λ -contracting protocols. We start with a lower bound that is especially valid for λ -contracting gathering protocols. The lower bound holds for all discrete gathering protocols that compute robot target points always inside local convex hulls.

► **Theorem 4.** There exists an initial configuration such that every discrete gathering protocol \mathcal{P} that ensures $\text{target}_i^{\mathcal{P}}(t) \in \text{hull}_i^t$ for all robots r_i and all rounds $t \in \mathbb{N}_0$, requires $\Omega(\Delta^2)$ rounds to gather n robots.

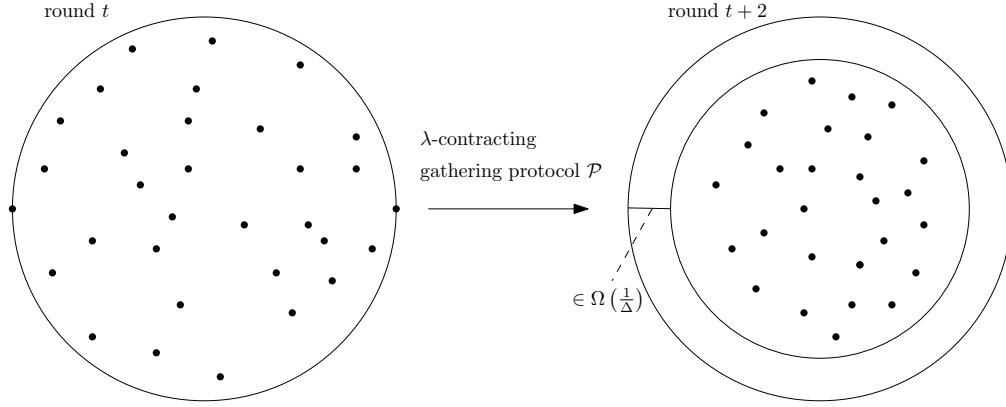
Next, we state a matching upper bound for λ -contracting protocols in two dimensions. To make the core ideas visualizable, we first focus on robots located in the Euclidean plane.

► **Theorem 5.** Consider a swarm of robots located in \mathbb{R}^2 . Every λ -contracting gathering protocol gathers all robots in $\frac{171 \cdot \pi \cdot \Delta^2}{\lambda^3} + 1 \in \mathcal{O}(\Delta^2)$ rounds.

High-Level Description. The proof aims to show that the radius of the global smallest enclosing circle (SEC), i.e., the SEC that encloses all robots' positions in a global coordinate system, decreases by $\Omega(1/\Delta)$ every two rounds. Since the initial radius is upper bounded by Δ , the runtime of $\mathcal{O}(\Delta^2)$ follows. See Figure 4 for a visualization.

We consider the fixed circular segment S_λ of the global SEC and analyze how the inside robots behave. A circular segment is a region of a circle “cut off” by a chord. The segment S_λ has a chord length of at most $\lambda/4$ (for a formal definition, see below) and we can prove a height of S_λ in the order of $\Omega(1/\Delta)$ (Lemma 6). Observe that in any circular segment, the endpoints of the chord are the points that have a maximum distance within the segment, and hence, the maximum distance between any pair of points in S_λ is at most $\lambda/4$. Now, we split the robots inside of S_λ into two classes: the robots r_i with $\text{diam}_i(t) > 1/4$ and the others with $\text{diam}_i(t) \leq 1/4$. Recall that every robot r_i moves to the λ -centered point $\text{target}_i^{\mathcal{P}}(t)$. Moreover $\text{target}_i^{\mathcal{P}}(t)$ is the midpoint of a line segment ℓ of length $\lambda \cdot \text{diam}_i(t)$ that is completely contained in the local convex hull of r_i . For robots with $\text{diam}_i(t) > 1/4$ we have that ℓ is larger than $\lambda/4$ and thus, ℓ cannot be completely contained in S_λ . Hence, ℓ either connects two points outside of S_λ or one point inside and another one outside. In the

³ Being λ -contracting, connectivity preserving and collapsing would be sufficient to ensure GATHERING. However, these protocols are a subroutine for NEAR-GATHERING where robots must be able to compute target points of nearby robots which can only be done if the target points are invariant. For the ease of description, we decided to define the protocols in general as invariant.

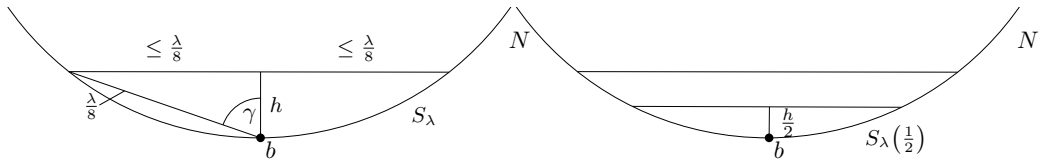


■ **Figure 4** We show that the radius of the global SEC decreases by $\Omega(1/\Delta)$ every two rounds.

former case, $\text{target}_i^{\mathcal{P}}(t)$ is outside of S_λ , in the latter case $\text{target}_i^{\mathcal{P}}(t)$ is outside of a segment with half the height of S_λ . See Lemma 7 for a formal statement of the first case.

It remains to argue about robots with $\text{diam}_i(t) < 1/4$. Here, we consider a segment with even smaller height, namely $h \cdot \lambda/4$. We will see that all robots which compute a target point inside this segment (which can only be robots with $\text{diam}_i(t) < \lambda/4$) will move exactly to the same position. Hence, in round $t + 1$ there is only one position in the segment with height $h \cdot \lambda/4$ occupied by robots. All other robots are located outside of the segment with height $h/2$. As a consequence, for all robots r_i in the segment with height $h \cdot \lambda/4$, it must hold $\text{target}_i^{\mathcal{P}}(t)$ is outside of the segment with height $h \cdot \lambda/4$. See Lemma 8 for a formal statement. Finally, Lemma 9 combines the previous statements and gives a lower bound on how much the radius of the global SEC decreases.

Detailed Analysis. First, we introduce some definitions. Let $N := N(t)$ be the (global) smallest enclosing circle of all robots in round t and $R := R(t)$ its radius. Now, fix any point b on the boundary of N . The two points in distance $\lambda/8$ of b on the boundary of N determine the circular segment S_λ with height h . In the following, we determine by $S_\lambda(c)$ for $0 < c \leq 1$ the circular segment with height $c \cdot h$ that is contained in S_λ . See Figure 5 for a depiction of the segment S_λ and the segment $S_\lambda(1/2)$ (that is used in the proofs). In the following, all lemmata consider robots that move according to an λ -contracting gathering protocol \mathcal{P} .



■ **Figure 5** The segments S_λ (to the left) and $S_\lambda(1/2)$ of the global SEC N is depicted.

In the following, we prove that all robots leave the segment $S_\lambda(\lambda/4)$ every two rounds. As a consequence, the radius of N decreases by at least $\lambda/4 \cdot h$. Initially, we give a bound on h . We use Jung's Theorem (Theorem 21) to obtain a bound on R and also on h .

► **Lemma 6.** $h \geq \frac{\sqrt{3} \cdot \lambda^2}{64\pi\Delta}$.

We continue to prove that all robots leave $S_\lambda(\lambda/4)$ every two rounds. First of all, we analyze robots for which $\text{diam}_i(t) > 1/4$. These robots even leave the larger segment $S_\lambda(1/2)$.

► **Lemma 7.** *For any robot r_i with $\text{diam}_i(t) > 1/4$: $\text{target}_i^{\mathcal{P}}(t) \in N \setminus S_\lambda(1/2)$.*

Now, we consider the case of a single robot in $S_\lambda(\lambda/4)$, and its neighbors are located outside of $S_\lambda(1/2)$. We prove that this robot leaves $S_\lambda(\lambda/4)$. Additionally, we prove that none of the robots outside of $S_\lambda(1/2)$ that see the single robot in $S_\lambda(\lambda/4)$ enters $S_\lambda(\lambda/4)$.

► **Lemma 8.** *Consider a robot r_i located in $S_\lambda(\lambda/4)$. If all its neighbors are located outside of $S_\lambda(1/2)$, $\text{target}_i^{\mathcal{P}}(t) \in N \setminus S_\lambda(\lambda/4)$. Similarly, for a robot r_i that is located outside of $S_\lambda(1/2)$ and that has only one neighbor located in $S_\lambda(\lambda/4)$, $\text{target}_i^{\mathcal{P}}(t) \in N \setminus S_\lambda(\lambda/4)$.*

Next, we derive with help of Lemmas 7 and 8 that $S_\lambda(\lambda/4)$ is empty after two rounds. Additionally, we analyze how much $R(t)$ decreases.

► **Lemma 9.** *For any round t with $\text{diam}(t) \geq 1/2$, $R(t+2) \leq R(t) - \frac{\lambda^3 \cdot \sqrt{3}}{256 \cdot \pi \cdot \Delta}$.*

Finally, we can conclude with help of Lemma 9 the main Theorem 5.

Upper Bound in d -dimensions. The upper bound we derived for two dimensions can also be generalized to every dimension d . Only the constants in the runtime increase slightly.

► **Theorem 10.** *Consider a team of n robots located in \mathbb{R}^d . Every λ -contracting gathering protocol gathers all robots in $\frac{256 \cdot \pi \cdot \Delta^2}{\lambda^3} + 1 \in \mathcal{O}(\Delta^2)$ rounds.*

3.3 Examples of λ -contracting Gathering Protocols

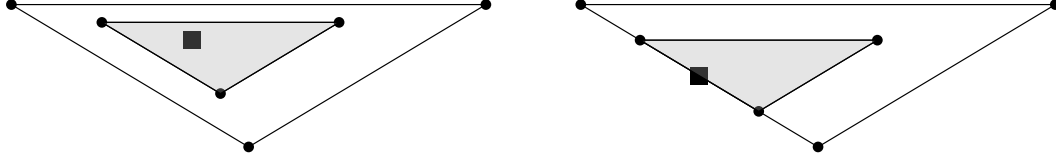
This section presents concrete examples of λ -contracting gathering protocols. Before introducing the concrete protocols, we describe an important subclass of λ -contracting protocols, denoted as (α, β) -contracting protocols, a powerful tool to decide whether a given protocol is λ -contracting. Afterward, we introduce and analyze GTC. Additionally, we introduce two further two-dimensional λ -contracting gathering protocols: GTMD and GTCDMB.

(α, β) -contracting Protocols. While the definition of λ -contracting gathering protocols describes the core properties of efficient protocols to solve GATHERING, it might be practically challenging to determine whether a given protocol is λ -contracting. Concrete protocols often are designed as follows: robots compute a *desired* target point and move as close as possible towards it without losing connectivity. The GTC algorithm, for instance, uses this rule. Since the robots do not necessarily reach the desired target point, it is hard to determine whether the resulting point is λ -centered. Therefore, we introduce a two-stage definition: (α, β) -contracting protocols. The parameter α represents an α -centered point (Definition 1) and β describes how close the robots move towards the point determined by α .

► **Definition 11.** *Let c_1, \dots, c_k with $c_i \in \mathbb{R}^d$ be the vertices of a convex polytope Q , $p \in Q$ and $0 < \beta \leq 1$ a constant. $Q(p, \beta)$ is the convex polytope with vertices $p + (1 - \beta) \cdot (c_i - p)$.*

Now, we are ready to define the class of (α, β) -contracting protocols. It uses a combination of Definitions 1 and 11: the target points of the robots must be inside of the β -scaled local convex hull around an α -centered point. See also Figure 6 for a visualization of valid target points in (α, β) -contracting protocols. Recall that hull_i^t defines the convex hull of all neighbors of r_i including r_i in round t and $\text{hull}_i^t(p, \beta)$ is the scaled convex hull around p (Definition 11).

► **Definition 12.** *A connectivity preserving and invariant discrete robot formation protocol \mathcal{P} is called to be (α, β) -contracting, if there exists an α -centered point $\alpha\text{-center}_i^{\mathcal{P}}(t)$ s.t. $\text{target}_i^{\mathcal{P}}(t) \in \text{hull}_i^t(\alpha\text{-center}_i^{\mathcal{P}}(t), \beta)$ for every robot r_i and every $t \in \mathbb{N}_0$. Moreover, \mathcal{P} is called an (α, β) -contracting gathering protocol if \mathcal{P} is (α, β) -contracting and collapsing.*



■ **Figure 6** Two examples of valid target points of (α, β) -contracting protocols. The small gray triangle represents the $\frac{1}{2}$ -scaled convex hull around an $\frac{1}{4}$ -centered point marked with a square.

► **Lemma 13.** *Every (α, β) -contracting protocol \mathcal{P} is λ -contracting with $\lambda = \alpha \cdot \beta$.*

Go-To-The-Center. As a first example, we study the two-dimensional GTC algorithm [2]. It is already known that it gathers all robots in $\mathcal{O}(n + \Delta^2)$ rounds [12]. We show that GTC is (α, β) -contracting (hence also λ -contracting) and thus, obtain an improved upper runtime bound of $\mathcal{O}(\Delta^2)$. Algorithm 4 contains the formal description of the GTC algorithm. Robots always move towards the center of the smallest enclosing circle of their neighborhood. To maintain connectivity, *limit circles* are used. Each robot r_i always stays within the circle of radius $1/2$ centered in the midpoint m_j of every visible robot r_j . Since each robot r_j does the same, it is ensured that two visible robots always stay within a circle of radius at most $1/2$ and thus, they remain connected. Consequently, robots move only that far towards the center of the smallest enclosing circle such that no limit circle is left.

► **Theorem 14.** *GTC is $(\sqrt{3}/8, 1/2)$ -contracting.*

GTC can be generalized to d -dimensions by moving robots towards the center of the smallest enclosing hypersphere of their neighborhood. We denote the resulting protocol by d -GTC, a complete description is deferred to Appendix A.7.

► **Theorem 15.** *d -GTC is $(\sqrt{2}/8, 1/2)$ -contracting.*

Go-To-The-Middle-Of-The-Diameter (GtMD) Next, we describe a second two-dimensional protocol that is also (α, β) -contracting. The intuition is quite simple: a robot r_i moves towards the midpoint of the two robots defining $\text{diam}_i(t)$. Similar to the GTC algorithm, connectivity is maintained with the help of limit circles. A robot only moves that far towards the midpoint of the diameter such that no limit circle (a circle with radius $1/2$ around the midpoint of r_i and each visible robot r_j) is left. Observe further that the midpoint of the diameter is not necessarily unique. To make GtMD in cases where the midpoint of the diameter is not unique deterministic, robots move according to GTC. The formal description can be found in Algorithm 6. We prove the following property about GtMD.

► **Theorem 16.** *GtMD is $(1, 1/10)$ -contracting.*

Go-To-The-Center-Of-The-Diameter-MinBox (GtCDMB) Lastly, we derive a third algorithm for robots in \mathbb{R}^2 that is also (α, β) -contracting. It is based on the local *diameter minbox* defined as follows. The local coordinate system is adjusted such that the two robots that define the diameter are located on the y -axis, and the midpoint of the diameter coincides with the origin. Afterwards, the maximal and minimal x -coordinates x_{\max} and x_{\min} of other visible robots are determined. Finally, the robot moves towards $(1/2 \cdot (x_{\min} + x_{\max}), 0)$. The box boundaries with x -coordinates x_{\min}, x_{\max} and y -coordinates $-\text{diam}_i(t)/2$ and $\text{diam}_i(t)/2$ is called the *diameter minbox* of r_i . Note that, similar to GtMD, the diameter minbox of r_i might not be unique. In this case, a fallback to GTC is used. The complete description of GtCDMB is contained in Algorithm 7. Also GtCDMB is (α, β) -contracting.

► **Theorem 17.** *GTCDMB is $(\sqrt{3}/8, 1/10)$ -contracting.*

4 Collisionless Near-Gathering Protocols

In this section, we study the NEAR-GATHERING problem for robots located in \mathbb{R}^d under the \mathcal{SSYNC} scheduler. The main difference to GATHERING is that robots never may collide (hop to the same position). We introduce a very general approach to NEAR-GATHERING that builds upon λ -contracting gathering protocols (Section 3). We show how to transform any λ -contracting gathering protocol into a collisionless λ -contracting protocol that solves NEAR-GATHERING in $\mathcal{O}(\Delta^2)$ epochs under the \mathcal{SSYNC} scheduler. The only difference in the robot model (compared to GATHERING in Section 3) is that we need a slightly stronger assumption on the connectivity: the connectivity range must be by an additive constant smaller than the viewing range. More formally, the connectivity range is V while robots have a viewing range of $V + \tau$ for a constant $0 < \tau \leq 2/3V$. Note that the upper bound on τ is only required because $\tau/2$ also represents the maximum movement distance of a robot (see below). A larger movement distance usually does not maintain the connectivity. In general, the viewing range could also be chosen larger than $V + \tau$ without any drawbacks while keeping the maximum movement distance at $\tau/2$.

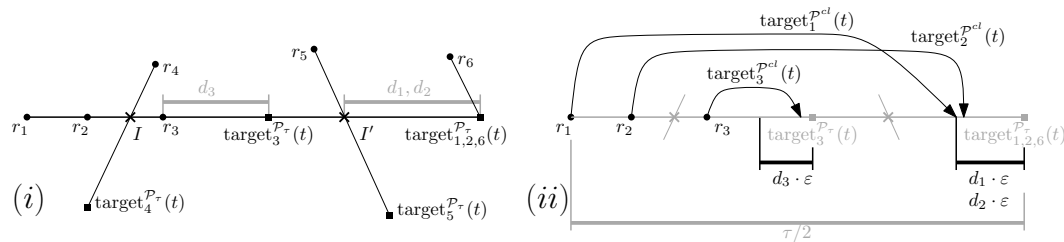
The main idea of our approach can be summarized as follows: first, robots compute a *potential* target point based on a λ -contracting gathering protocol \mathcal{P} that considers only robots at a distance at most V . Afterward, a robot r_i uses the viewing range of $V + \tau$ to determine whether the own potential target point collides with any potential target point of a visible neighbor. If there might be a collision, r_i does not hop to its potential target point. Instead, it only hops to a point between itself and the potential target point where no other robot hops to. At the same time, it is also ensured that r_i hops sufficiently far towards the potential target point to maintain the bound of $\mathcal{O}(\Delta^2)$ epochs. To ensure this with a viewing range of $V + \tau$, we restrict the maximum movement distance of any robot to $\tau/2$. With this restriction, each robot could only collide with other robots at a distance of at most τ . The viewing range of $V + \tau$ allows computing the potential target point based on \mathcal{P} of all neighbors at a distance at most τ . By knowing all these potential target points, the own target point of the collisionfree protocol can be chosen such that no collision occurs. While this only summarizes the key ideas, we give a more technical intuition and a summary of the proof in Section 4.2.

► **Theorem 18.** *For every λ -contracting gathering protocol \mathcal{P} , there exists a collisionless λ -contracting protocol \mathcal{P}^{cl} which solves NEAR-GATHERING in $\mathcal{O}(\Delta^2)$ epochs under the \mathcal{SSYNC} scheduler. Let V be the viewing and connectivity range of \mathcal{P} . \mathcal{P}^{cl} has a connectivity range V and viewing range $V + \tau$ for a constant $0 < \tau \leq 2/3V$.*

4.1 Collisionless Protocol

The construction of the collisionless protocol $\mathcal{P}^{cl}(\mathcal{P}, \tau, \varepsilon)$ depends on several parameters that we briefly define. \mathcal{P} is a λ -contracting gathering protocol (designed for robots with a viewing range of V). The constant τ determines the viewing range, i.e., the robots have a viewing range of $V + \tau$ ($0 < \tau \leq 2/3V$). Moreover, $\tau/2$ is the maximum movement distance of any robot. Lastly, the constant $\varepsilon \in (0, 1/2)$ determines how close each robot moves towards its target point based on \mathcal{P} . To simplify the notation, we usually write \mathcal{P}^{cl} instead of $\mathcal{P}^{cl}(\mathcal{P}, \tau, \varepsilon)$. Subsequently, we formally define $\mathcal{P}^{cl}(\mathcal{P}, \tau, \varepsilon)$. The description is split into three parts that

The computation of target $_i^{\mathcal{P}^{cl}}(t)$ is based on the movement r_i would do in slightly modified version of \mathcal{P} , denoted as \mathcal{P}_τ . The protocol \mathcal{P}_τ is defined in Algorithm 3 and a detailed intuition can be found in Section 4.2. The position of target $_i^{\mathcal{P}^{cl}}(t)$ lies on the *collision vector* $\text{colvec}_i^{\mathcal{P}_\tau}(t)$, the vector from $p_i(t)$ to target $_i^{\mathcal{P}_\tau}(t)$ (the potential target point). On $\text{colvec}_i^{\mathcal{P}_\tau}(t)$, there may be several *collision points*. These are either current positions or potential target points (target $_k^{\mathcal{P}_\tau}(t)$) of other robots r_k or single intersection points between $\text{colvec}_i^{\mathcal{P}_\tau}(t)$ and another collision vector $\text{colvec}_k^{\mathcal{P}_\tau}(t)$. The computation of collision points is defined in Algorithm 2. Moreover, $d_i > 0$ is the minimal distance between a collision point and target $_i^{\mathcal{P}_\tau}(t)$. The final target point target $_i^{\mathcal{P}^{cl}}(t)$ is exactly at distance $d_i \cdot \varepsilon \cdot 2/\tau \cdot |\text{colvec}_i^{\mathcal{P}_\tau}(t)|$ from target $_i^{\mathcal{P}_\tau}(t)$. Figure 7 gives an example of collision points and target points of \mathcal{P}^{cl} .



■ **Algorithm 1** $\text{target}_i^{\mathcal{P}^{cl}(\mathcal{P}, \tau, \varepsilon)}(t)$

- 1: $R_i \leftarrow \{r_k : |p_k(t) - p_i(t)| \leq \tau\}$ ▷ Robots in radius τ around r_i (including r_i)
- 2: $C_i \leftarrow \text{collisionPoints}_i^{\mathcal{P}^\tau}(R_i, t)$ ▷ Collision points on $\text{collec}_i^{\mathcal{P}^\tau}(t)$, see Algorithm 2
- 3: $d_i \leftarrow \min \left(\left\{ |c - \text{target}_i^{\mathcal{P}^\tau}(t)| : c \in C_i \setminus \{\text{target}_i^{\mathcal{P}^\tau}(t)\} \right\} \right)$ ▷ min. dist. to collision point
- 4: **return** point on $\text{collec}_i^{\mathcal{P}^\tau}(t)$ with distance $d_i \cdot \varepsilon \cdot 2/\tau \cdot |\text{collec}_i^{\mathcal{P}^\tau}(t)|$ to $\text{target}_i^{\mathcal{P}^\tau}(t)$

```

1:  $C_i \leftarrow$  empty set
2: for all  $r_k \in R_i$  do
3:   compute  $\text{target}_k^{\mathcal{P}}(t)$  and  $\text{colvec}_k^{\mathcal{P}}(t)$  in local coordinate system of  $r_i$ 
4:   if  $p_k(t) \in \text{colvec}_k^{\mathcal{P}}(t)$  then
5:     add  $p_k(t)$  to  $C_i$   $\triangleright$  position of  $r_k$ 
6:   if  $\text{target}_k^{\mathcal{P}}(t) \in \text{colvec}_i^{\mathcal{P}}(t)$  then
7:     add  $\text{target}_k^{\mathcal{P}}(t)$  to  $C_i$ 
8:   if  $\text{colvec}_k^{\mathcal{P}}(t)$  intersects  $\text{colvec}_i^{\mathcal{P}}(t)$  and is not collinear to  $\text{colvec}_i^{\mathcal{P}}(t)$  then
9:     add intersection point between  $\text{colvec}_k^{\mathcal{P}}(t)$  and  $\text{colvec}_i^{\mathcal{P}}(t)$  to  $C_i$ 
10: return  $C_i$ 

```

Algorithm 3 $\text{target}_i^{\mathcal{P}_\tau}(t)$

```

1:  $V \leftarrow$  the viewing range of protocol  $\mathcal{P}$ 
2: if robots in range  $V$  have pairwise distance  $\leq \tau/2$  then
3:    $\mathcal{P}^{V+\tau/2} \leftarrow$  protocol  $\mathcal{P}$  scaled to viewing range  $V + \tau/2$ 
4:    $P_i \leftarrow \text{target}_i^{\mathcal{P}^{V+\tau/2}}(t)$ 
5: else
6:    $P_i \leftarrow \text{target}_i^{\mathcal{P}}(t)$ 
7: if distance  $p_i(t)$  to  $P_i > \tau/2$  then
8:   return point with distance  $\tau/2$  to  $p_i(t)$  between  $p_i(t)$  and  $P_i$ 
9: else
10:  return  $P_i$ 

```

4.2 Proof Summary and Intuition

In the following, we give a brief overview of the proof of Theorem 18. A more detailed proof outline where all lemmas are stated can be found in Appendix B.1 and the proofs in Appendix B.2. For the correctness and the runtime analysis of the protocol \mathcal{P}^{cl} , we would like to use the insights into λ -contracting protocols derived in Section 3. However, since the robots compute their potential target point based on a λ -contracting gathering protocol \mathcal{P} with viewing range V , this point is not necessarily λ -centered concerning the viewing range of $V + \tau$. We discuss this problem in more detail and motivate the *intermediate* protocol \mathcal{P}_τ that is λ -contracting with respect to the viewing range of $V + \tau$. Note that in \mathcal{P}_τ , robots can still collide. Afterward, we argue how to transform the intermediate protocol \mathcal{P}_τ into a collisionfree protocol \mathcal{P}^{cl} that is still λ -contracting. Lastly, we derive a time bound for \mathcal{P}^{cl} .

The protocol \mathcal{P}_τ . Recall that the main goal is to compute potential target points based on a λ -contracting gathering protocol \mathcal{P} with viewing range V . Unfortunately, a direct translation of the protocol loses the λ -contracting property in general. Consider the following example which is also depicted in Figure 8. Assume there are the robots r_1, r_2, r_3 and r_4 in one line with respective distances of $1/n, V + 1/n$ and $V + \tau$ to r_1 . It can easily be seen, that the target point $\text{target}_1^{\mathcal{P}}(t)$ (protocol \mathcal{P} has only a viewing range of V) is between r_1 and r_2 . Such a target point can never be λ -centered with $\lambda > 2/n$ for \mathcal{P}^{cl} (with viewing range $V + \tau$).

Next, we argue how to transform the protocol \mathcal{P} with viewing range V into a protocol \mathcal{P}_τ with viewing range $V + \tau$ such that \mathcal{P}_τ is λ -contracting gathering protocol. The example above already emphasizes the main problem: robots can have very small local diameters $\text{diam}_i(t)$. Instead of moving according to \mathcal{P} , those robots compute a target point based on $\mathcal{P}^{V+\tau/2}$, which is a λ -contracting gathering protocol concerning the viewing range of $V + \tau/2$. Protocol $\mathcal{P}^{V+\tau/2}$ is obtained by scaling \mathcal{P} to the larger viewing range of $V + \tau$. More precisely, robots r_i with $\text{diam}_i(t) \leq \tau/2$ compute their target points based on $\mathcal{P}^{V+\tau/2}$ and all others according to \mathcal{P} . In addition, \mathcal{P}_τ ensures that no robot moves more than a distance of $\tau/2$ towards the target points computed in \mathcal{P} and $\mathcal{P}^{V+\tau/2}$. The first reason is to maintain the connectivity of $\text{UBG}^V(t)$. While the protocol \mathcal{P} maintains connectivity by definition, the protocol $\mathcal{P}^{V+\tau/2}$ could violate the connectivity of $\text{UBG}^V(t)$. Restricting the movement distance to $\tau/2$ and upper bounding τ by $2/3V$ resolves this issue since for all robots r_i that move according to $\mathcal{P}^{V+\tau/2}$, $\text{diam}_i(t) \leq \tau/2$. The second reason is that moving at most $\tau/2$ ensures that collisions are only possible within a range of τ . This is crucial for collision avoidance.

While \mathcal{P}_τ has a viewing range of $V + \tau$, it never uses its full viewing range for computing a

target point. This is necessary for the collision avoidance such that r_i can compute $\text{target}_k^{\mathcal{P}_\tau}(t)$ for all robots r_k in distance $\leq \tau$. It is easy to see, that the configuration in Figure 8 does not violate the λ -contracting property of \mathcal{P}_τ . If $1/n > \tau/2$ it is trivial that $\text{target}_1^{\mathcal{P}_\tau}(t)$ is λ -centered in \mathcal{P}_τ with $\lambda \in \mathcal{O}(\tau)$. Else is $\text{target}_1^{\mathcal{P}_\tau}(t) = \text{target}_1^{\mathcal{P}^{V+\tau/2}}(t)$. $\mathcal{P}^{V+\tau/2}$ also considers r_3 in distance $V + 1/n \leq V + \tau/2$ (note, there always exists a robot between r_2 and r_4 to ensure $\text{UBG}^V(t)$ is connected). $\text{target}_1^{\mathcal{P}^{V+\tau/2}}(t) = \lambda\text{-center}_1^{\mathcal{P}^{V+\tau/2}}(t)$ which is $\lambda \cdot \frac{V+\tau/2}{V+\tau}$ -centered in \mathcal{P}_τ . This argument is generalized in Lemma 34 to show that \mathcal{P}_τ is a λ -contracting gathering protocol.

Collision Avoidance. Next, we argue how to transform the protocol \mathcal{P}_τ into the collisionfree protocol \mathcal{P}^{cl} . The viewing range of $V + \tau$ in \mathcal{P}^{cl} allows a robot r_i to compute $\text{target}_k^{\mathcal{P}_\tau}(t)$ (the target point in protocol \mathcal{P}_τ) for all robots r_k within distance at most τ . Since the maximum movement distance of a robot in \mathcal{P}_τ is $\tau/2$, this enables r_i to know movement directions of all robots r_k which can collide with r_i . It is easy to see, that collisions can be avoided with all robots where the collision vectors do only intersect at single points (e.g. r_1 and r_4 in Figure 7 can avoid a collision easily) or two robots have different target points in \mathcal{P}_τ (e.g. r_1 and r_3). When two collision vectors overlap and the target points in \mathcal{P}_τ are the same (e.g. r_1 and r_2) our protocol \mathcal{P}^{cl} ensures unique positions as well. It includes the distance to the potential target point, which naturally must be different in these cases, in the computation of the target point in \mathcal{P}^{cl} (line 4 in Algorithm 1). Since we have designed \mathcal{P}_τ in a way that a robot r_i can compute $\text{target}_k^{\mathcal{P}_\tau}(t)$ for all robots r_k in the distance at most τ , we can execute this collision avoidance although \mathcal{P}_τ has the same viewing range as \mathcal{P}^{cl} .

Time Bound. Previously, we have addressed the intermediate protocol \mathcal{P}_τ that is λ -contracting gathering protocol with respect to the viewing range of $V + \tau$ and also keeps $\text{UBG}^V(t)$ always connected. The same holds for \mathcal{P}^{cl} . Keeping $\text{UBG}^V(t)$ connected is important for the termination of a NEAR-GATHERING protocol. Suppose that $\text{UBG}^V(t)$ is connected and the robots only have a viewing range of V . Then, the robots can never decide if they can see all the other robots. However, with a viewing range of $V + \tau$, it becomes possible if the swarm is brought close together ($\text{diam}(t) < \tau$). For any configuration where the viewing range is $V + \tau$ and $\text{UBG}^V(t)$ is connected, we state an important observation.

► **Lemma 19.** *Let \mathcal{P} be a λ -contracting protocol with viewing range $V + \tau$ for a constant $\tau > 0$ and let $\text{UBG}^V(t)$ be connected. If $\text{diam}(t) > \tau$, then $\text{diam}_i(t) > \tau$, for every robot r_i .*

Due to the λ -contracting property, robots close to the boundary of the global smallest enclosing hypersphere (SEH) move upon activation at least $\Omega\left(\frac{\text{diam}_i(t)}{\Delta}\right)$ inwards. With $\text{diam}_i(t) > \tau$, it follows that the radius of the global SEH decreases by $\Omega(\tau/\Delta)$ after each robot was active at least once (see Lemma 41). Consequently, $\text{diam}(t) \leq \tau$ after $\mathcal{O}(\Delta^2)$ epochs.

► **Lemma 20.** *Let \mathcal{P} be a λ -contracting protocol with a viewing range of $V + \tau$ while $\text{UBG}^V(t)$ is always connected. After at most $\frac{32 \cdot \pi \cdot \Delta^2}{\lambda^2 \cdot \tau} \in \mathcal{O}(\Delta^2)$ epochs executing \mathcal{P} , $\text{diam}(t) \leq \tau$.*

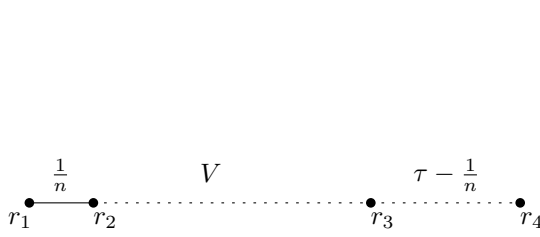
Because \mathcal{P}^{cl} has, regarding λ -contracting, connectivity and connectivity range, the same properties as \mathcal{P}_τ , this lemma can directly be applied to show the running time of Theorem 18.

5 Conclusion & Future Work

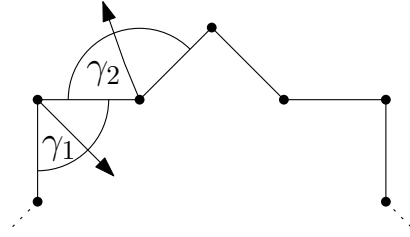
In this work, we introduced the class of λ -contracting protocols and their collisionless extensions that solve GATHERING and NEAR-GATHERING of n robots located in \mathbb{R}^d in

$\Theta(\Delta^2)$ epochs. While these results already impose several improvements over previous work, there are open questions that could be addressed by future research. First of all, we did not aim to optimize the constants in the runtime. Thus, the upper runtime bound of $\frac{256 \cdot \pi \cdot \Delta^2}{\lambda^3}$ seems to be improvable.

Moreover, one major open question remains unanswered: is it possible to solve GATHERING or NEAR-GATHERING of oblivious and disoriented robots with limited visibility in $\mathcal{O}(\Delta)$ rounds? In this work, we could get a little closer to the answer: If there is a protocol that gathers in $\mathcal{O}(\Delta)$ rounds, it must compute target points regularly outside of the convex hulls of robots' neighborhoods. All λ -contracting protocols are slow in the configuration where the positions of the robots form a regular polygon with side length equal to the viewing range. In [7], it has been shown that this configuration can be gathered in time $\mathcal{O}(\Delta)$ by a protocol where each robot moves as far as possible along the angle bisector between its neighbors (leaving the local convex hull). However, this protocol cannot perform well in general. See Figure 9 for the *alternating star*, a configuration where this protocol is always worse compared to any protocol that computes target points inside of local convex hulls. Figure 9 gives a hint that every protocol that performs well for the regular polygon cannot perform equally well in the alternating star. Thus, we conjecture that $\Omega(\Delta^2)$ is a lower bound for every protocol that considers oblivious and disoriented robots with limited visibility.



■ **Figure 8** Example where $\text{target}_i^{\mathcal{P}}(t)$ is not λ -centered with respect to the viewing range $V + \tau$.



■ **Figure 9** The robots at the angle γ_1 observe a regular square, the robots at γ_2 see a regular octagon. Given that each robot moves along the angle bisector between its neighbors and leaves its local convex hull, the radius of the global SEC decreases slower than in any λ -contracting protocol.

References

- 1 Sebastian Abshoff, Andreas Cord-Landwehr, Matthias Fischer, Daniel Jung, and Friedhelm Meyer auf der Heide. Gathering a closed chain of robots on a grid. In *2016 IEEE International Parallel and Distributed Processing Symposium, IPDPS 2016, Chicago, IL, USA, May 23-27, 2016*, pages 689–699. IEEE Computer Society, 2016. doi:10.1109/IPDPS.2016.51.
- 2 Hideki Ando, Yoshinobu Oasa, Ichiro Suzuki, and Masafumi Yamashita. Distributed memoryless point convergence algorithm for mobile robots with limited visibility. *IEEE Trans. Robotics Autom.*, 15(5):818–828, 1999. doi:10.1109/70.795787.
- 3 Philipp Brandes, Bastian Degener, Barbara Kempkes, and Friedhelm Meyer auf der Heide. Energy-efficient strategies for building short chains of mobile robots locally. *Theor. Comput. Sci.*, 509:97–112, 2013. doi:10.1016/j.tcs.2012.10.056.
- 4 Michael Braun, Jannik Castenow, and Friedhelm Meyer auf der Heide. Local gathering of mobile robots in three dimensions. In Andrea Werneck Richa and Christian Scheideler, editors, *Structural Information and Communication Complexity - 27th International Colloquium, SIROCCO 2020, Paderborn, Germany, June 29 - July 1, 2020, Proceedings*, volume 12156 of *Lecture Notes in Computer Science*, pages 63–79. Springer, 2020. doi:10.1007/978-3-030-54921-3_4.
- 5 Jannik Castenow, Matthias Fischer, Jonas Harbig, Daniel Jung, and Friedhelm Meyer auf der Heide. Gathering anonymous, oblivious robots on a grid. *Theor. Comput. Sci.*, 815:289–309, 2020. doi:10.1016/j.tcs.2020.02.018.
- 6 Jannik Castenow, Thorsten Götte, Till Knollmann, and Friedhelm Meyer auf der Heide. The max-line-formation problem - and new insights for gathering and chain-formation. In Colette Johnen, Elad Michael Schiller, and Stefan Schmid, editors, *Stabilization, Safety, and Security of Distributed Systems - 23rd International Symposium, SSS 2021, Virtual Event, November 17-20, 2021, Proceedings*, volume 13046 of *Lecture Notes in Computer Science*, pages 289–304. Springer, 2021. doi:10.1007/978-3-030-91081-5_19.
- 7 Jannik Castenow, Jonas Harbig, Daniel Jung, Till Knollmann, and Friedhelm Meyer auf der Heide. Gathering a euclidean closed chain of robots in linear time. In Leszek Gasieniec, Ralf Klasing, and Tomasz Radzik, editors, *Algorithms for Sensor Systems - 17th International Symposium on Algorithms and Experiments for Wireless Sensor Networks, ALGOSENSORS 2021, Lisbon, Portugal, September 9-10, 2021, Proceedings*, volume 12961 of *Lecture Notes in Computer Science*, pages 29–44. Springer, 2021. doi:10.1007/978-3-030-89240-1_3.
- 8 George Chrystal. On the problem to construct the minimum circle enclosing n given points in the plane. *Proceedings of the Edinburgh Mathematical Society*, 3(1885):30–33, 1885.
- 9 Andreas Cord-Landwehr, Matthias Fischer, Daniel Jung, and Friedhelm Meyer auf der Heide. Asymptotically optimal gathering on a grid. In Christian Scheideler and Seth Gilbert, editors, *Proceedings of the 28th ACM Symposium on Parallelism in Algorithms and Architectures, SPAA 2016, Asilomar State Beach/Pacific Grove, CA, USA, July 11-13, 2016*, pages 301–312. ACM, 2016. doi:10.1145/2935764.2935789.
- 10 Shantanu Das, Paola Flocchini, Nicola Santoro, and Masafumi Yamashita. On the computational power of oblivious robots: forming a series of geometric patterns. In Andréa W. Richa and Rachid Guerraoui, editors, *Proceedings of the 29th Annual ACM Symposium on Principles of Distributed Computing, PODC 2010, Zurich, Switzerland, July 25-28, 2010*, pages 267–276. ACM, 2010. doi:10.1145/1835698.1835761.
- 11 Bastian Degener, Barbara Kempkes, Peter Kling, and Friedhelm Meyer auf der Heide. Linear and competitive strategies for continuous robot formation problems. *ACM Trans. Parallel Comput.*, 2(1):2:1–2:18, 2015. doi:10.1145/2742341.
- 12 Bastian Degener, Barbara Kempkes, Tobias Langner, Friedhelm Meyer auf der Heide, Peter Pietrzyk, and Roger Wattenhofer. A tight runtime bound for synchronous gathering of autonomous robots with limited visibility. In Rajmohan Rajaraman and Friedhelm Meyer auf der Heide, editors, *SPAA 2011: Proceedings of the 23rd Annual ACM Symposium on Parallelism in Algorithms and Architectures, San Jose, CA, USA, June 4-6, 2011 (Co-located with FCRC 2011)*, pages 139–148. ACM, 2011. doi:10.1145/1989493.1989515.

- 13 Bastian Degener, Barbara Kempkes, and Friedhelm Meyer auf der Heide. A local $O(n^2)$ gathering algorithm. In Friedhelm Meyer auf der Heide and Cynthia A. Phillips, editors, *SPAA 2010: Proceedings of the 22nd Annual ACM Symposium on Parallelism in Algorithms and Architectures, Thira, Santorini, Greece, June 13-15, 2010*, pages 217–223. ACM, 2010. doi:10.1145/1810479.1810523.
- 14 Giuseppe Antonio Di Luna and Giovanni Viglietta. Robots with lights. In Paola Flocchini, Giuseppe Prencipe, and Nicola Santoro, editors, *Distributed Computing by Mobile Entities, Current Research in Moving and Computing*, volume 11340 of *Lecture Notes in Computer Science*, pages 252–277. Springer, 2019. doi:10.1007/978-3-030-11072-7_11.
- 15 Yoann Dieudonné, Franck Petit, and Vincent Villain. Leader election problem versus pattern formation problem. In Nancy A. Lynch and Alexander A. Shvartsman, editors, *Distributed Computing, 24th International Symposium, DISC 2010, Cambridge, MA, USA, September 13-15, 2010. Proceedings*, volume 6343 of *Lecture Notes in Computer Science*, pages 267–281. Springer, 2010. doi:10.1007/978-3-642-15763-9_26.
- 16 D. Jack Elzinga and Donald W. Hearn. The minimum covering sphere problem. *Management Science*, 19(1):96–104, 1972. URL: <http://www.jstor.org/stable/2629114>.
- 17 Kaspar Fischer, Bernd Gärtner, and Martin Kutz. Fast smallest-enclosing-ball computation in high dimensions. In Giuseppe Di Battista and Uri Zwick, editors, *Algorithms - ESA 2003, 11th Annual European Symposium, Budapest, Hungary, September 16-19, 2003, Proceedings*, volume 2832 of *Lecture Notes in Computer Science*, pages 630–641. Springer, 2003. doi:10.1007/978-3-540-39658-1_57.
- 18 Paola Flocchini, Giuseppe Prencipe, and Nicola Santoro, editors. *Distributed Computing by Mobile Entities, Current Research in Moving and Computing*, volume 11340 of *Lecture Notes in Computer Science*. Springer, 2019. doi:10.1007/978-3-030-11072-7.
- 19 Paola Flocchini, Giuseppe Prencipe, and Nicola Santoro. Moving and computing models: Robots. In Paola Flocchini, Giuseppe Prencipe, and Nicola Santoro, editors, *Distributed Computing by Mobile Entities, Current Research in Moving and Computing*, volume 11340 of *Lecture Notes in Computer Science*, pages 3–14. Springer, 2019. doi:10.1007/978-3-030-11072-7_1.
- 20 Paola Flocchini, Giuseppe Prencipe, Nicola Santoro, and Giovanni Viglietta. Distributed computing by mobile robots: uniform circle formation. *Distributed Comput.*, 30(6):413–457, 2017. doi:10.1007/s00446-016-0291-x.
- 21 Paola Flocchini, Giuseppe Prencipe, Nicola Santoro, and Peter Widmayer. Arbitrary pattern formation by asynchronous, anonymous, oblivious robots. *Theor. Comput. Sci.*, 407(1-3):412–447, 2008. doi:10.1016/j.tcs.2008.07.026.
- 22 Heinrich Jung. Ueber die kleinste kugel, die eine räumliche figur einschliesst. *Journal für die reine und angewandte Mathematik*, 123:241–257, 1901. URL: <http://eudml.org/doc/149122>.
- 23 Heinrich Jung. Über den kleinsten kreis, der eine ebene figur einschließt. *Journal für die reine und angewandte Mathematik*, 137:310–313, 1910. URL: <http://eudml.org/doc/149324>.
- 24 Peter Kling and Friedhelm Meyer auf der Heide. Continuous protocols for swarm robotics. In Paola Flocchini, Giuseppe Prencipe, and Nicola Santoro, editors, *Distributed Computing by Mobile Entities, Current Research in Moving and Computing*, volume 11340 of *Lecture Notes in Computer Science*, pages 317–334. Springer, 2019. doi:10.1007/978-3-030-11072-7_13.
- 25 Shouwei Li, Christine Markarian, Friedhelm Meyer auf der Heide, and Pavel Podlipyan. A continuous strategy for collisionless gathering. *Theor. Comput. Sci.*, 852:41–60, 2021. doi:10.1016/j.tcs.2020.10.037.
- 26 Shouwei Li, Friedhelm Meyer auf der Heide, and Pavel Podlipyan. The impact of the gabriel subgraph of the visibility graph on the gathering of mobile autonomous robots. *Theor. Comput. Sci.*, 852:29–40, 2021. doi:10.1016/j.tcs.2020.11.009.
- 27 Ji Lin, A. Stephen Morse, and Brian D. O. Anderson. The multi-agent rendezvous problem. part 1: The synchronous case. *SIAM J. Control. Optim.*, 46(6):2096–2119, 2007. doi:10.1137/040620552.

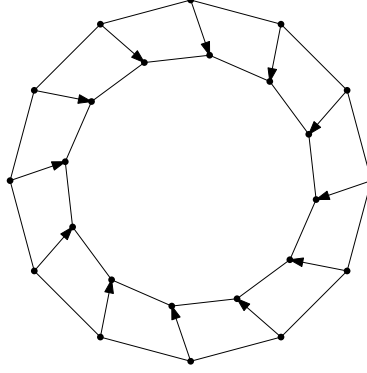
- 28 Ji Lin, A. Stephen Morse, and Brian D. O. Anderson. The multi-agent rendezvous problem. part 2: The asynchronous case. *SIAM J. Control. Optim.*, 46(6):2120–2147, 2007. doi:10.1137/040620564.
- 29 Linda Pagli, Giuseppe Prencipe, and Giovanni Viglietta. Getting close without touching. In Guy Even and Magnús M. Halldórsson, editors, *Structural Information and Communication Complexity - 19th International Colloquium, SIROCCO 2012, Reykjavik, Iceland, June 30-July 2, 2012, Revised Selected Papers*, volume 7355 of *Lecture Notes in Computer Science*, pages 315–326. Springer, 2012. doi:10.1007/978-3-642-31104-8_27.
- 30 Linda Pagli, Giuseppe Prencipe, and Giovanni Viglietta. Getting close without touching: near-gathering for autonomous mobile robots. *Distributed Comput.*, 28(5):333–349, 2015. doi:10.1007/s00446-015-0248-5.
- 31 Pavan Poudel and Gokarna Sharma. Time-optimal gathering under limited visibility with one-axis agreement. *Inf.*, 12(11):448, 2021. doi:10.3390/info12110448.
- 32 Giuseppe Prencipe. Impossibility of gathering by a set of autonomous mobile robots. *Theor. Comput. Sci.*, 384(2-3):222–231, 2007. doi:10.1016/j.tcs.2007.04.023.
- 33 Ichiro Suzuki and Masafumi Yamashita. Distributed anonymous mobile robots: Formation of geometric patterns. *SIAM J. Comput.*, 28(4):1347–1363, 1999. doi:10.1137/S009753979628292X.
- 34 Masafumi Yamashita and Ichiro Suzuki. Characterizing geometric patterns formable by oblivious anonymous mobile robots. *Theor. Comput. Sci.*, 411(26-28):2433–2453, 2010. doi:10.1016/j.tcs.2010.01.037.
- 35 Yukiko Yamauchi, Taichi Uehara, and Masafumi Yamashita. Brief announcement: Pattern formation problem for synchronous mobile robots in the three dimensional euclidean space. In George Giakkoupis, editor, *Proceedings of the 2016 ACM Symposium on Principles of Distributed Computing, PODC 2016, Chicago, IL, USA, July 25-28, 2016*, pages 447–449. ACM, 2016. doi:10.1145/2933057.2933063.

A Proofs and Ommited Details of Section 3 “A Class of Gathering Protocols”

A.1 Proof of Theorem 4

► **Theorem 4.** *There exists an initial configuration such that every discrete gathering protocol \mathcal{P} that ensures $\text{target}_i^{\mathcal{P}}(t) \in \text{hull}_i^t$ for all robots r_i and all rounds $t \in \mathbb{N}_0$, requires $\Omega(\Delta^2)$ rounds to gather n robots.*

Proof. In the following, we assume $n \geq 5$. Consider n robots that are located on the vertices of a regular polygon with side length 1. Observe first that due to the disorientation and because the protocols are deterministic, the local coordinate systems of the robots could be chosen such that the configuration remains a regular polygon forever (see Figure 10 for an example).



■ **Figure 10** Initially, the robots are located on the surrounding regular polygon. The local coordinate systems of the robots can be chosen such that all robots execute the same movement in a rotated fashion such that the configuration remains a regular polygon (depicted by the inner regular polygon).

Henceforth, we assume in the following that the robots remain on the vertices of a regular polygon. Let C be the surrounding circle and r_C its radius. For large n , the circumference p_C of C is $\approx n$ and $r_C \approx \frac{n}{2\pi}$. Hence, $\Delta \approx \frac{n}{\pi}$. We show that any λ -contracting protocol (not only gathering protocols) requires $\Omega(\Delta^2)$ rounds until $p_C \leq \frac{2}{3}n$. As long as $p_C \geq \frac{2}{3}n$, each robot can observe exactly two neighbors at distance $\frac{2}{3} \leq s \leq 1$.

The internal angles of a regular polygon have a size of $\gamma = \frac{(n-2) \cdot \pi}{n}$. Fix any robot r_i and assume that $p_i(t) = (0, 0)$ and the two neighbors are at $p_{i-1}(t) = (-s \cdot \sin(\frac{\gamma}{2}), s \cdot \cos(\frac{\gamma}{2}))$ and $p_{i+1}(t) = p_{i-1}(t) = (s \cdot \sin(\frac{\gamma}{2}), s \cdot \cos(\frac{\gamma}{2}))$. Now, consider the target point $\text{target}_i^{\mathcal{P}}(t) = (x_{\text{target}_i^{\mathcal{P}}(t)}, y_{\text{target}_i^{\mathcal{P}}(t)})$. Observe that the radius r_C decreases by exactly $y_{\text{target}_i^{\mathcal{P}}(t)}$. Next, we derive an upper bound on $y_{\text{target}_i^{\mathcal{P}}(t)}$: $y_{\text{target}_i^{\mathcal{P}}(t)} = s \cdot \cos(\frac{\gamma}{2}) \leq \cos(\frac{\gamma}{2}) = \cos(\frac{(n-2) \cdot \pi}{2n})$.

Now, we use $\cos(x) \leq -x + \frac{\pi}{2}$ for $0 \leq x \leq \frac{\pi}{2}$. Hence, we obtain $\cos(\frac{(n-2) \cdot \pi}{2n}) \leq -\frac{(n-2) \cdot \pi}{2n} + \frac{\pi}{2} = -\frac{\pi}{2} + \frac{\pi}{n} + \frac{\pi}{2} = \frac{\pi}{n}$. Therefore, it takes at least $\frac{n^2}{3}$ rounds until r_C has decreased by at least $\frac{n}{3}$. The same holds for the perimeter. All in all, it takes at least $\frac{n^2}{3} \in \Omega(\Delta^2)$ rounds until the r_C decreases by at least $\frac{n}{3}$. ◀

A.2 Proof of Theorem 5

► **Theorem 21** (Jung's Theorem [22, 23]). *The smallest enclosing hypersphere of a point set $K \subset \mathbb{R}^d$ with diameter diam has a radius of at most $\text{diam} \cdot \sqrt{\frac{d}{2(d+1)}}$.*

► **Lemma 6.** $h \geq \frac{\sqrt{3} \cdot \lambda^2}{64\pi\Delta}$.

Proof. Initially, we give an upper bound on the angle γ , see Figure 5 for its definition. The circumference of N is $2\pi R$. We can position at most $\frac{16}{\lambda}\pi R$ points on the boundary of N that are at distance $\frac{\lambda}{8}$ from the points closest to them and form a regular convex polygon. The internal angle of this regular polygon is 2γ . Hence, the sum of all internal angles is $(\frac{16}{\lambda}\pi R - 2) \cdot \pi$. Thus, each individual angle has a size of at most $\frac{(\frac{16}{\lambda}\pi R - 2) \cdot \pi}{\frac{16}{\lambda}\pi R} = \pi - \frac{2\pi}{\frac{16}{\lambda}\pi R} = \pi - \frac{\lambda}{8R}$. Hence, $\gamma \leq \frac{\pi}{2} - \frac{\lambda}{16R}$. Now, we are able to bound h . First of all, we derive a relation between h and γ : $\cos(\gamma) = \frac{h}{\frac{\lambda}{8}} = \frac{8h}{\lambda} \iff h = \frac{\lambda \cdot \cos(\gamma)}{8}$. In the following upper bound, we make use of the fact that $\cos(x) \geq -\frac{2}{\pi}x + 1$ for $x \in [0, \frac{\pi}{2}]$.

$$h = \frac{\lambda \cdot \cos(\gamma)}{8} \geq \frac{\lambda \cdot \cos\left(\frac{\pi}{2} - \frac{\lambda}{16R}\right)}{8} \geq \frac{\lambda \cdot \left(-\frac{2}{\pi} \cdot \left(\frac{\pi}{2} - \frac{\lambda}{16R}\right) + 1\right)}{8} = \frac{\lambda \cdot \frac{\lambda}{8\pi R}}{8} = \frac{\lambda^2}{64\pi R}$$

Applying Theorem 21 with $d = 2$ yields $h \geq \frac{\sqrt{3} \cdot \lambda^2}{64\pi\Delta}$. ◀

► **Lemma 7.** *For any robot r_i with $\text{diam}_i(t) > 1/4$: $\text{target}_i^{\mathcal{P}}(t) \in N \setminus S_\lambda(1/2)$.*

Proof. Since $\text{diam}_i(t) > 1/4$ and \mathcal{P} is λ -contracting, $\lambda\text{-center}_i^{\mathcal{P}}(t)$ is the midpoint of a line segment $\ell_i^{\mathcal{P}}(t)$ of length at least $\lambda \cdot \text{diam}_i(t) > \lambda/4$. As the maximum distance between any pair of points inside of S_λ is $\frac{\lambda}{4}$, it follows that $\ell_i^{\mathcal{P}}(t)$ either connects two points outside of S_λ or one point inside and another point outside. In the first case, $\lambda\text{-center}_i^{\mathcal{P}}(t)$ lies outside of S_λ (since the maximum distance between any pair of points inside of S_λ is $\frac{\lambda}{4} \leq 1/4 < \text{diam}_i(t)$). In the second case, $\lambda\text{-center}_i^{\mathcal{P}}(t)$ lies outside of $S_\lambda(1/2)$ since, in the worst case, one endpoint of $\ell_i^{\mathcal{P}}(t)$ is the point b used in the definition of N (see the beginning of Section 3.2) and the second point lies very close above of $S_\lambda(1/2)$. Since $\lambda\text{-center}_i^{\mathcal{P}}(t)$ is the midpoint of $\ell_i^{\mathcal{P}}(t)$, it lies closely above of $S_\lambda(1/2)$. Every other position of the two endpoints of $\ell_i^{\mathcal{P}}(t)$ would result in a point $\lambda\text{-center}_i^{\mathcal{P}}(t)$ that lies even farther above of $S_\lambda(1/2)$. ◀

► **Lemma 8.** *Consider a robot r_i located in $S_\lambda(\lambda/4)$. If all its neighbors are located outside of $S_\lambda(1/2)$, $\text{target}_i^{\mathcal{P}}(t) \in N \setminus S_\lambda(\lambda/4)$. Similarly, for a robot r_i that is located outside of $S_\lambda(1/2)$ and that has only one neighbor located in $S_\lambda(\lambda/4)$, $\text{target}_i^{\mathcal{P}}(t) \in N \setminus S_\lambda(\lambda/4)$.*

Proof. First, consider a robot r_i that is located in $S_\lambda(\lambda/4)$ and all its neighbors are above of $S_\lambda(1/2)$. Let p_1 and p_2 be the two points of hull_i^t closest to the intersection points of hull_i^t and the boundary of $S_\lambda(1/2)$ (p_1 and p_2 are infinitesimally above of $S_\lambda(1/2)$). In case hull_i^t consists of only two robots, define p_1 to be the intersection point of hull_i^t and $S_\lambda(1/2)$ and $p_2 = p_i(t)$. Clearly, $\text{diam}_i(t) \geq |p_1 - p_2|$. Thus, the maximum distance between any pair of points in $\text{hull}_i^t \cap S_\lambda(\frac{\lambda}{2})$ is $\lambda \cdot |p_1 - p_2|$. We conclude that $\lambda\text{-center}_i^{\mathcal{P}}(t)$ must be located above of $S_\lambda(\lambda/4)$ since $\lambda\text{-center}_i^{\mathcal{P}}(t)$ is the midpoint of a line segment either connecting two robots above of $S_\lambda(\lambda/4)$ or one robot inside of $S_\lambda(\lambda/4)$ and one robot outside of $S_\lambda(\lambda/4)$. The arguments for the opposite case – r_i is located in $S_\lambda(1/2)$, one neighbor of r_i is located in $S_\lambda(\lambda/4)$ and all others are also outside of $S_\lambda(1/2)$ – are analogous. ◀

► **Lemma 9.** *For any round t with $\text{diam}(t) \geq 1/2$, $R(t+2) \leq R(t) - \frac{\lambda^3 \cdot \sqrt{3}}{256 \cdot \pi \cdot \Delta}$.*

Proof. Fix any segment S_λ and consider the set of robots R_S that are located in $S_\lambda(\lambda/4)$ or compute a target point in $S_\lambda(\lambda/4)$. Via Lemma 7, we obtain that for every robot $r_i \in R_S$ that computes a target point in $S_\lambda(\lambda/4)$, $\text{diam}_i(t) \leq 1/4$. Since the maximum distance between any pair of points in $S_\lambda(\lambda/4)$ is $1/4$, we conclude that, a robot which is not located in $S_\lambda(\lambda/4)$ but computes its target point inside, is at distance at most $1/4$ from S_λ . Hence, via the triangle inequality, it is located at distance at most $1/2$ from any other robot in R_S . Thus, all robots in R_S can see each other. Now consider the robot $r_{\min} \in R_S$ which is the robot of R_S with the minimal number of visible neighbors. Furthermore, A_{\min} is the set of robots that have exactly the same neighborhood as r_{\min} . For all robots $r_j \in R_S \setminus A_{\min}$, we have that r_j can see r_{\min} and at least one robot that r_{\min} cannot see. Thus, $\text{diam}_j(t) > 1$. We can conclude with help of Lemma 7 that all robots in $R_S \setminus A_{\min}$ compute a target point outside of $S_\lambda(1/2)$. Since all robots $r_i \in A_{\min}$ have the same neighborhood and $\text{diam}_i(t) < 1/4$, they also compute the same target point. Thus, at the beginning of round $t+1$, at most one position in $S_\lambda(\lambda/4)$ is occupied. In round $t+1$ we have the picture that one position in $S_\lambda(\lambda/4)$ is occupied and all neighbors are located above of $S_\lambda(1/2)$. Lemma 8 yields that the robots in $S_\lambda(\lambda/4)$ compute a target point outside. Moreover, Lemma 8 yields as well that no robot outside of $S_\lambda(\lambda/4)$ computes a target point inside and thus, $S_\lambda(\lambda/4)$ is empty in round $t+2$. Since the segment S_λ has been chosen arbitrarily, the arguments hold for the entire circle N and thus, $R(t+2) \leq R(t) - \lambda/4 \cdot h \leq R(t) - \frac{\lambda^3 \sqrt{3}}{256 \cdot \pi \cdot \Delta}$. ◀

► **Theorem 5.** *Consider a swarm of robots located in \mathbb{R}^2 . Every λ -contracting gathering protocol gathers all robots in $\frac{171 \cdot \pi \cdot \Delta^2}{\lambda^3} + 1 \in \mathcal{O}(\Delta^2)$ rounds.*

Proof. First, we bound the initial radius of N : $R(0) \leq \Delta/\sqrt{3}$ (Theorem 21). Lemma 9 yields that $R(t)$ decreases every two rounds by at least $\frac{\lambda^3 \cdot \sqrt{3}}{256 \cdot \pi \cdot \Delta}$. Thus, it requires $2 \cdot \frac{256 \cdot \pi \cdot \Delta}{\lambda^3}$ rounds until $R(t)$ decreases by at least $\sqrt{3}$. Next, we bound how often this can happen until $R(t) \leq \frac{1}{4}$ and thus $\text{diam}(t) \leq \frac{1}{2}$: $\frac{\Delta}{\sqrt{3}} - x \cdot \sqrt{3} \leq \frac{1}{4} \iff \frac{\Delta}{3} - \frac{1}{4 \cdot \sqrt{3}} \leq x$.

All in all, it requires $x \cdot \frac{512 \cdot \pi \cdot \Delta}{\lambda^3} = \left(\frac{\Delta}{3} - \frac{1}{4 \cdot \sqrt{3}}\right) \cdot \frac{512 \cdot \pi \cdot \Delta}{\lambda^3} \leq \frac{171 \cdot \pi \cdot \Delta^2}{\lambda^3}$ rounds until $\text{diam}(t) \leq \frac{1}{2}$. As soon as $\text{diam}(t) \leq \frac{1}{2}$, all robots can see each other, compute the same target point and will reach it in the next round. ◀

A.3 Proof of Theorem 10

The analysis is in most parts analogous to the analysis of λ -contracting protocols in two dimensions (Section 3.2). Let $N := N(t)$ be the smallest enclosing hypersphere (SEH) of all robots in round t and $R := R(t)$ its radius. Let B be an arbitrary point on the surface and define the hyperspherical cap HSC_λ with apex B as follows. Choose the height h of HSC_λ such that the inscribed hypercone has a slant height of λ/s . Note that this implies that the radius a of the base of the cap is upper bounded by λ/s . Hence, the maximal distance between any pair of points in HSC_λ is $\lambda/4$. In the following, we denote by $\text{HSC}_\lambda(c)$ for $0 \leq c \leq 1$ the hyperspherical cap with apex B of height $c \cdot h$.

► **Lemma 22.** $h \geq \frac{\sqrt{2} \cdot \lambda^2}{64 \cdot \pi \cdot \Delta}$.

Proof. Initially, we give a bound on the angle γ which is the angle between the height h and the slant height of λ/s of the inscribed hypercone. Consider a circle K with radius R that has the same center as N and contains B . The angle γ can now be seen as the internal angle

of a regular polygon with side length $\lambda/8$ whose vertices lie on K . The circumference of K is $2 \cdot \pi \cdot R$. Thus, we can position at most $\frac{16}{\lambda} \cdot \pi \cdot R$ points on the boundary of K that are in distance $\lambda/8$ from the points closest to them and form a regular convex polygon. The internal angle of this regular polygon is $2 \cdot \gamma$. Hence, the sum of all internal angles is $(\frac{16}{\lambda} \cdot \pi \cdot R - 2) \cdot \pi$. Thus, each individual angle has a size of at most $\frac{(\frac{16}{\lambda} \cdot \pi \cdot R - 2) \cdot \pi}{\frac{16}{\lambda} \cdot \pi \cdot R} = \pi - \frac{2 \cdot \pi}{\frac{16}{\lambda} \cdot \pi \cdot R} = \pi - \frac{\lambda}{8 \cdot R}$. Hence, $\gamma \leq \frac{\pi}{2} - \frac{\lambda}{16 \cdot R}$. Now, we are able to bound h . First of all, we derive a relation between h and γ : $\cos(\gamma) = \frac{h}{\frac{\lambda}{8}} = \frac{8h}{\lambda} \iff h = \frac{\lambda \cdot \cos(\gamma)}{8}$. In the following upper bound, we make use of the fact that $\cos(x) \geq -\frac{2}{\pi}x + 1$ for $x \in [0, \frac{\pi}{2}]$.

$$h = \frac{\lambda \cdot \cos(\gamma)}{8} \geq \frac{\lambda \cdot \cos\left(\frac{\pi}{2} - \frac{\lambda}{16 \cdot R}\right)}{8} \geq \frac{\lambda \cdot \left(-\frac{2}{\pi} \cdot \left(\frac{\pi}{2} - \frac{\lambda}{16 \cdot R}\right) + 1\right)}{8} = \frac{\lambda \cdot \frac{\lambda}{8 \cdot \pi \cdot R}}{8} = \frac{\lambda^2}{64\pi R}$$

Lastly observe that $R \leq \Delta \cdot \sqrt{\frac{d}{2 \cdot (d+1)}}$ (Theorem 21). For any $d \geq 1$, it holds $\sqrt{\frac{d}{2 \cdot (d+1)}} \leq \frac{1}{\sqrt{2}}$ and thus $R \leq \frac{\Delta}{\sqrt{2}}$. We obtain a final lower bound on h : $h \geq \frac{\lambda^2}{64\pi R} \geq \frac{\sqrt{2} \cdot \lambda^2}{64 \cdot \pi \cdot \Delta}$. ◀

► **Lemma 23.** *For a robot r_i with $\text{diam}_i(t) > 1/4$ it holds $\text{target}_i^P(t) \in N \setminus \text{HSC}_\lambda(\frac{1}{2})$.*

Proof. Analogous to the proof of Lemma 7. ◀

► **Lemma 24.** *Consider a robot r_i located in $\text{HSC}_\lambda(\frac{\lambda}{4})$. If all its neighbors are located outside of $\text{HSC}_\lambda(\frac{1}{2})$, it holds $\text{target}_i^P(t) \in N \setminus \text{HSC}_\lambda(\frac{\lambda}{4})$. Similarly, for a robot r_i that is located outside of $\text{HSC}_\lambda(\frac{1}{2})$ and that has only one neighbor located in $\text{HSC}_\lambda(\frac{\lambda}{4})$, it holds $\text{target}_i^P(t) \in N \setminus \text{HSC}_\lambda(\frac{\lambda}{4})$.*

Proof. Analogous to the proof of Lemma 8. ◀

► **Lemma 25.** *For any round t with $\text{diam}(t) \geq 1/2$, it holds $R(t+2) \leq R(t) - \frac{\lambda^3 \cdot \sqrt{2}}{256 \cdot \pi \cdot \Delta}$.*

Proof. Analogous to the proof of Lemma 9 by replacing the lower bound of h by $\frac{\sqrt{2} \cdot \lambda^2}{64 \cdot \pi \cdot \Delta}$ (Lemma 22). ◀

► **Theorem 10.** *Consider a team of n robots located in \mathbb{R}^d . Every λ -contracting gathering protocol gathers all robots in $\frac{256 \cdot \pi \cdot \Delta^2}{\lambda^3} + 1 \in \mathcal{O}(\Delta^2)$ rounds.*

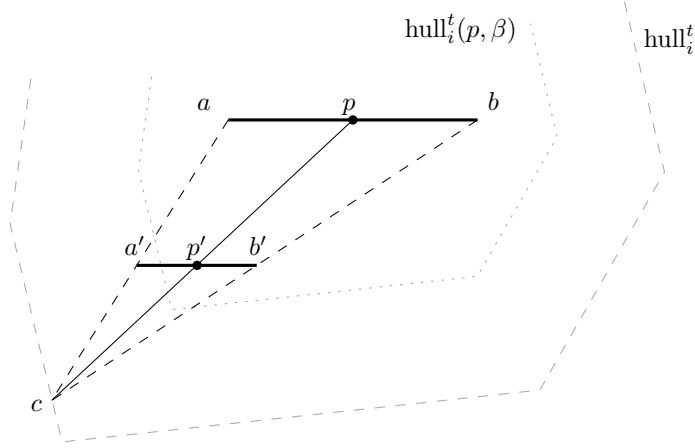
Proof. First, we bound the initial radius of N : $R(0) \leq \frac{\Delta}{\sqrt{2}}$ (Theorem 21). Lemma 25 yields that $R(t)$ decreases every two rounds by at least $\frac{\lambda^3 \cdot \sqrt{2}}{256 \cdot \pi \cdot \Delta}$. Thus, it requires $2 \cdot \frac{256 \cdot \pi \cdot \Delta}{\lambda^3}$ rounds until $R(t)$ decreases by at least $\sqrt{2}$. Next, we bound how often this can happen until $R(t) \leq \frac{1}{4}$ and thus $\text{diam}(t) \leq \frac{1}{2}$ holds: $\frac{\Delta}{\sqrt{2}} - x \cdot \sqrt{2} \leq \frac{1}{4} \iff \frac{\Delta}{2} - \frac{1}{4 \cdot \sqrt{2}} \leq x$.

All in all, it requires $x \cdot \frac{512 \cdot \pi \cdot \Delta}{\lambda^3} = \left(\frac{\Delta}{2} - \frac{1}{4 \cdot \sqrt{2}}\right) \cdot \frac{512 \cdot \pi \cdot \Delta}{\lambda^3} \leq \frac{256 \cdot \pi \cdot \Delta^2}{\lambda^3}$ rounds until $\text{diam}(t) \leq \frac{1}{2}$. As soon as $\text{diam}(t) \leq \frac{1}{2}$, all robots can see each other, compute the same target point and will reach it in the next round. ◀

A.4 Proof of Lemma 13

► **Lemma 13.** *Every (α, β) -contracting protocol \mathcal{P} is λ -contracting with $\lambda = \alpha \cdot \beta$.*

Proof. From the definition of (α, β) -contracting, we know that for a target point $\text{target}_i^{\mathcal{P}}(t)$, there exists a α -center $\alpha\text{-center}_i^{\mathcal{P}}(t)$ such that $\text{target}_i^{\mathcal{P}}(t) \in \text{hull}_i^t(\alpha\text{-center}_i^{\mathcal{P}}(t), \beta)$. We do the following geometric construction in Figure 11. Let $p = \alpha\text{-center}_i^{\mathcal{P}}(t)$ and $p' = \text{target}_i^{\mathcal{P}}(t)$. We draw a line segment from $\alpha\text{-center}_i^{\mathcal{P}}(t)$ through $\text{target}_i^{\mathcal{P}}(t)$ to the boundary of hull_i^t . Let c be the endpoint of this line segment. Because p is α -centered, there exists a line segment with length $\text{diam}_i(t) \cdot \alpha$ through p , let this be the line segment \overline{ab} . The line segment $\overline{a'b'}$ is a parallel to \overline{ab} inside the triangle \triangle_{abc} . We know that $p' \in \text{hull}_i^t(p, \beta)$, therefore $|\overline{cp'}| \geq \beta|\overline{cp}|$. By the intercept theorem, it follows that $|\overline{a'b'}| \geq \beta|\overline{ab}| = \beta \cdot \alpha \cdot \text{diam}_i(t)$. Because the points a, b and c are all inside hull_i^t , the entire triangle \triangle_{abc} and $\overline{a'b'}$ are inside hull_i^t as well. Therefore, $\text{target}_i^{\mathcal{P}}(t)$ is a λ -centered point with $\lambda = \alpha \cdot \beta$.



■ **Figure 11** The construction used in the proof of Lemma 13.

A.5 Pseudocode of GtC

■ **Algorithm 4** GO-TO-THE-CENTER (view of robot r_i)

-
- 1: $C_i(t) :=$ smallest enclosing circle of $N_i(t)$
 - 2: $c_i(t) :=$ center of $C_i(t)$
 - 3: $\forall r_j \in N_i(t) : m_j :=$ midpoint between r_i and r_j
 - 4: $D_j :=$ disk with radius $\frac{1}{2}$ centered at m_j
 - 5: $\text{seg} :=$ line segment $\overline{p_i(t), c_i(t)}$
 - 6: $A := \bigcap_{r_j \in N_i(t)} D_j \cap \text{seg}$
 - 7: $x :=$ point in A closest to $c_i(t)$
 - 8: $\text{target}_i^{\text{GtC}}(t) := x$
-

A.6 Proof of Theorem 14

In the following, we prove that GtC is (α, β) -contracting. First, we derive a bound on α .

► **Lemma 26.** *The center of the SEC of a convex polygon Q is $\frac{\sqrt{3}}{8}$ -centered.*

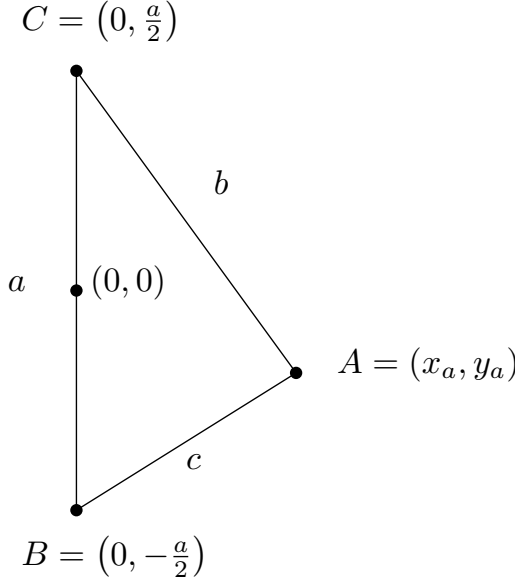
Proof. Let C denote the smallest enclosing circle (SEC) of Q . We need to distinguish two cases: either two points are located on the boundary of the SEC or (at least) 3 that form an acute triangle. In the first case, the two points are located on the diameter of C . Hence, the center of the smallest enclosing circle is 1-centered since it equals to the midpoint of the two robots that define the diameter.

In the second case, we focus on the three points that form the acute triangle. We denote the three points by ABC and the triangle by \triangle_{ABC} . Moreover, a, b, c denote the edges of \triangle_{ABC} . Since \triangle_{ABC} is acute, we have that its circumcircle equals to its SEC. Consequently, C equals to the SEC of \triangle_{ABC} . Let p denote the center of C and r its radius. The aim of the proof is to show that there exists a line segment ℓ with midpoint p that is parallel to a, b or c and has a length of $\alpha \cdot \text{diam}$, where diam denotes the diameter of Q (we will determine the concrete value for α shortly). W.l.o.g. we assume that a is the longest edge of \triangle_{ABC} . Since C is also the SEC of \triangle_{ABC} , $r \leq \frac{a}{\sqrt{3}}$ and, thus, also $r \cdot \sqrt{3} \leq a$ (Theorem 21). Additionally, we have $r \geq \frac{\text{diam}}{2}$. Hence, $\frac{\text{diam} \cdot \sqrt{3}}{2} \leq a$. Now, we rotate the coordinate system, such that $B = (0, -\frac{a}{2})$, $C = (0, \frac{a}{2})$ and $A = (x_a, y_a)$. See Figure 12 for a visualization of the setting. We now consider $y_a \leq 0$. The arguments for $y_a > 0$ can be derived analogously with swapped roles of B and C .

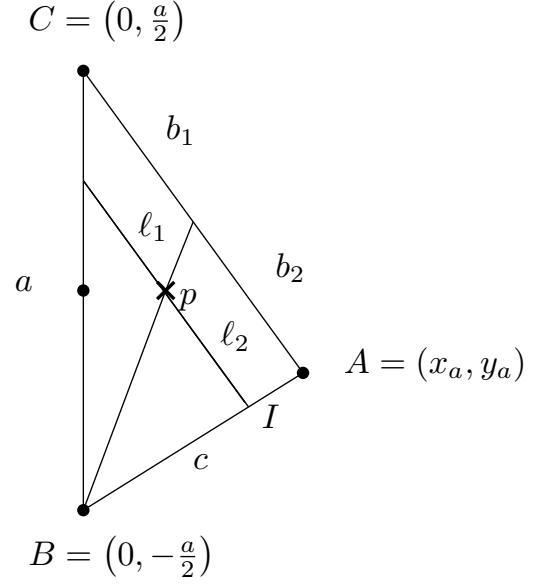
Observe first, that $p = (x_p, 0)$ since p is located on the intersection of the perpendicular bisectors of a, b and c . Additionally, we have $x_p \leq \frac{x_a}{2}$ since both the starting points of the perpendicular bisectors of b and c have the x -coordinate $\frac{x_p}{2}$ and the bisectors have monotonically decreasing x -coordinates.

Now, we distinguish two cases: $-\frac{a}{4} \leq y_a \leq 0$ and $y_a < -\frac{a}{4}$. In the first case, we prove that there exists a line segment parallel to a with its midpoint in p that has a length of at least $\frac{a}{4}$. We model the edge b as a linear function $f(x) = -\frac{\frac{a}{2} - y_a}{x_a} \cdot x + \frac{a}{2}$. The value $f(x_p)$ is minimized for $x_p = \frac{x_a}{2}$ and $y_a = -\frac{a}{4}$. Hence,

$$\begin{aligned} f(x_p) &\geq f\left(\frac{x_a}{2}\right) = -\frac{\frac{a}{2} - y_a}{x_a} \cdot \frac{x_a}{2} + \frac{a}{2} = -\frac{a}{4} + \frac{y_a}{2} + \frac{a}{2} = \frac{a}{4} + \frac{y_a}{2} \\ &\geq \frac{a}{4} - \frac{a}{8} = \frac{a}{8}. \end{aligned}$$



■ **Figure 12** A visualization of $\triangle ABC$, where a is parallel to the y -axis.



■ **Figure 13** A visualization of the second case, where the line ℓ is parallel to the edge b .

Hence, we can center a line segment of length $\frac{a}{4}$ on p that is parallel to a and completely contained in $\triangle ABC$.

Next, we consider $y_a < -\frac{a}{4}$. As long as $f(x_p) \geq \frac{a}{8}$, we can use the same arguments as for the first case. Thus, we assume that $f(x_p) < \frac{a}{8}$. Now, we show that there is a line parallel to b with midpoint p and with a length of at least $\frac{d \cdot \sqrt{3}}{8}$. Since $y_a < -\frac{a}{4}$, we conclude $b \geq \frac{3}{4}a$. Let ℓ be the line segment parallel to b that is completely contained in $\triangle ABC$. Note that p does not need to be the midpoint of ℓ , see also Figure 13 for a depiction. Let $I = (x_i, y_i)$ be the intersection of ℓ and c . We conclude $x_i \geq \frac{x_a}{2}$ since p lies on the perpendicular bisector centered in the midpoint of c with x -coordinate $\frac{x_a}{2}$ and ℓ is parallel to b . Hence, $|BI| \geq \frac{c}{2}$. Applying the intercept theorem yields $\frac{|BI|}{c} = \frac{\ell}{b}$ and $\frac{\ell}{b} \geq \frac{1}{2} \iff \ell \geq \frac{b}{2}$. Since $b \geq \frac{3}{4}a$, we conclude $\ell \geq \frac{3}{8}a$.

It remains to estimate the position of p on c to give a final bound for α . We use the line segment starting in B , leading through p and intersecting b to split b and ℓ into b_1 and b_2 as well as ℓ_1 and ℓ_2 . See also Figure 13 for a visualization. As $f(x_p) < \frac{a}{8}$, we obtain $b_1 \geq \frac{3}{8}a$ and $b_2 \leq \frac{5}{8}a$. Hence, also $b_1 \geq \frac{3}{8}b$. The intercept theorem yields $\ell_1 \geq \frac{3}{8}\ell$ and hence, we can center a line segment of length $\frac{2}{3}\ell$ in p that is parallel to b . Finally, we conclude $\frac{2}{3}\ell \geq \frac{2}{3} \cdot \frac{3}{8}a = \frac{a}{4} \geq \frac{\text{diam} \cdot \sqrt{3}}{8}$. All in all, we obtain that we can always center a line segment of length at least $\frac{\text{diam} \cdot \sqrt{3}}{8}$ in p that is completely contained in Q . ◀

Subsequently, we state general properties of SECs to derive a lower bound on the constant β afterwards.

► **Theorem 27 ([8]).** *Let C be the SEC of a point set S . Then, either there are two points $P, Q \in S$ on the circumference of C such that the line segment PQ is a diameter of C or there are three points $P, Q, R \in S$ on the circumference of S such that the center c of C is inside the acute angled $\triangle PQR$. Furthermore, C is always unique.*

► **Lemma 28.** *A robot r_i that is at distance d_{target} from the center c of its SEC moves at least a distance of $\frac{d_{\text{target}}}{2}$ towards c .*

Proof. Let c be the center of r_i 's SEC C . We rotate and translate the coordinate system such that $c = (0, 0)$ and r_i is located at $(x_i, 0)$, i.e., r_i is at distance x_i from c . Additionally, we define a to be the radius of C . Observe first that $a \leq 1$ since there must be at least one robot $r_j = (x_j, y_j)$ with $x_j \leq 0$ on the boundary of C (see Theorem 27) and r_j is at distance at most 1 from r_i .

Now, let $r_k = (x_k, y_k)$ be a robot in r_i 's neighborhood and m_k be the midpoint between r_i and r_k . We will prove that m_k is at distance at most $\frac{1}{2}$ from the point $(\frac{x_i}{2}, 0)$. First of all, we calculate the coordinates of m_k : $m_k = (\frac{1}{2} \cdot (x_i + x_k), \frac{1}{2} \cdot y_k)$. The distance between $(\frac{x_i}{2}, 0)$ and m_k is $\sqrt{\frac{1}{4} \cdot x_k^2 + \frac{1}{4} y_k^2}$. Basic calculus yields $\sqrt{\frac{1}{4} \cdot x_k^2 + \frac{1}{4} y_k^2} \leq \frac{1}{2} \iff -1 \leq x_k \leq 1$ and $-\sqrt{1 - x_k^2} \leq y_k \leq \sqrt{1 - x_k^2}$. Since $a \leq 1$, the inequalities for x_k and y_k are fulfilled. Hence, r_i can move at least half its distance towards c . ◀

The combination of Lemmas 26 and 28 yields the correctness of Theorem 14.

► **Theorem 14.** *GTC is $(\sqrt{3}/8, 1/2)$ -contracting.*

A.7 Pseudocode of d -GtC

Next, we generalize the GTC algorithm to any dimension d . Instead of moving towards the smallest enclosing circle of their neighborhood, robots move towards the center of the smallest enclosing hypersphere. The description can be found in Algorithm 5.

■ **Algorithm 5** d -GO-TO-THE-CENTER (view of robot r_i)

-
- 1: $C_i(t) :=$ smallest enclosing hypersphere of $N_i(t)$
 - 2: $c_i(t) :=$ center of $C_i(t)$
 - 3: $\forall r_j \in N_i(t) : m_j :=$ midpoint between r_i and r_j
 - 4: $D_j :=$ hypersphere with radius $\frac{1}{2}$ centered at m_j
 - 5: $\text{seg} :=$ line segment $\overline{p_i(t), c_i(t)}$
 - 6: $A := \bigcap_{r_j \in N_i(t)} D_j \cap \text{seg}$
 - 7: $x :=$ point in A closest to $c_i(t)$
 - 8: $\text{target}_i^{\text{GTC}}(t) := x$
-

A.8 Proof of Theorem 15

For the analysis, we first state two general properties of smallest enclosing hyperspheres.

► **Lemma 29** ([16]). *Let S be the smallest enclosing hypersphere of a set of points $P \subset \mathbb{R}^m$. The center c of S is a convex combination of at most $m + 1$ points on the surface of S .*

► **Lemma 30** ([17]). *Let T be a set of points on the boundary of some hypersphere H with center c . H is the smallest enclosing hypersphere of T if and only if c is a convex combination of the points in T .*

Next, we state that the center of the smallest enclosing hypersphere is in general $\frac{\sqrt{2}}{8}$ -centered, in contrast to $\frac{\sqrt{3}}{8}$ for $d = 2$.

► **Lemma 31.** *The center of the smallest enclosing hypersphere of a convex polytope $Q \subset \mathbb{R}^d$ is $\frac{\sqrt{2}}{8}$ -centered.*

Proof. Let C denote the smallest enclosing hypersphere (SEH) of Q and c_i its center. We need to distinguish two cases: either two points are located on the boundary of SEH or (at least) 3. It is well known, that c_i is a convex combination of at most $d + 1$ points on the boundary of C (Lemma 29). Those points form a simplex S . From Lemma 30, it follows that C is also the SEH of S since C is a circumsphere of S and c_i is inside of S .

In case, there are only two points on the boundary of C , they must be the endpoints of a diameter of C . Hence, the center of the SEH is 1-centered since it equals to the midpoint of the two points that define the diameter.

Otherwise, S consists of at least 3 points. We take two points of S that have the maximal distance of all points in S and denote those points as B and C . Additionally, we take an arbitrary third point of S and call it A . The points A, B and C form a triangle $\triangle ABC$. Moreover, a, b and c denote the edges of $\triangle ABC$.

Let r denote the radius of C . The aim of the proof is to show that there exists a line segment ℓ with midpoint c_i that is parallel to a, b or c and has a length of $\alpha \cdot d$, where d denotes the diameter of Q (we will determine the concrete value for α shortly). Recall that a is the longest edge of $\triangle ABC$. Since C is also the SEH of S , it holds $r \leq a \cdot \sqrt{\frac{d}{2 \cdot (d+1)}}$ and thus also $\frac{r}{\sqrt{\frac{d}{2 \cdot (d+1)}}} \leq a$ (Theorem 21). Additionally, it holds $r \geq \frac{d}{2}$. Hence, $\frac{d}{2 \cdot \sqrt{\frac{d}{2 \cdot (d+1)}}} \leq a$. Now, we rotate the coordinate system, such that $B = (0, -\frac{a}{2})$, $C = (0, \frac{a}{2})$ and $A = (x_a, y_a)$. See Figure 12 for a visualization of the setting. We now consider $y_a \leq 0$, the arguments for $y_a > 0$ can be derived analogously with swapped roles of B and C .

Observe first, that $c_i = (x_{c_i}, 0)$ since x_i is located on the intersection of the perpendicular bisector hyperplanes of a, b and c . Additionally, it holds $x_{c_i} \leq \frac{x_a}{2}$ since both the midpoints of b and c have the x -coordinate $\frac{x_p}{2}$ and the parts of bisector hyperplanes inside of S have monotonically decreasing x -coordinates.

Now, we distinguish two cases: $-\frac{a}{4} \leq y_a \leq 0$ and $y_a < -\frac{a}{4}$. In the first case, we prove that there exists a line segment parallel to a with its midpoint in c_i that has a length of at least $\frac{a}{4}$. We model the edge b as a linear function $f(x) = -\frac{\frac{a}{2} - y_a}{x_a} \cdot x + \frac{a}{2}$. The value $f(x_{c_i})$ is minimized for $x_p = \frac{x_a}{2}$ and $y_a = -\frac{a}{4}$. Hence,

$$\begin{aligned} f(x_{c_i}) &\geq f\left(\frac{x_a}{2}\right) = -\frac{\frac{a}{2} - y_a}{x_a} \cdot \frac{x_a}{2} + \frac{a}{2} = -\frac{a}{4} + \frac{y_a}{2} + \frac{a}{2} = \frac{a}{4} + \frac{y_a}{2} \\ &\geq \frac{a}{4} - \frac{a}{8} \\ &= \frac{a}{8}. \end{aligned}$$

Hence, we can center a line segment of length $\frac{a}{4}$ on c_i that is parallel to a and completely contained in $\triangle ABC$.

Next, we consider $y_a < -\frac{a}{4}$. As long as $f(x_{c_i}) \geq \frac{a}{8}$ holds, we can use the same arguments as for the first case. Thus, we assume that $f(x_{c_i}) < \frac{a}{8}$. Now, we show that there is a line segment parallel to b with midpoint c_i and a length of at least $\frac{d \cdot \sqrt{2}}{8}$. Since $y_a < -\frac{a}{4}$, it holds $b \geq \frac{3}{4}a$. Let ℓ be the line segment parallel to y that is completely contained in $\triangle ABC$. Note that c_i does not need to be the midpoint of ℓ , see also Figure 13 for a depiction. Let $I = (x_i, y_i)$ be the intersection of ℓ and c . We conclude $x_i \geq \frac{x_a}{2}$ since p lies on the perpendicular bisector centered in the midpoint of c with x -coordinate $\frac{x_a}{2}$ and ℓ is parallel to b . Hence, $|BI| \geq \frac{c}{2}$. Applying the intercept theorem yields $\frac{|BI|}{c} = \frac{\ell}{b}$ and $\frac{\ell}{b} \geq \frac{1}{2} \iff \ell \geq \frac{b}{2}$. Since $b \geq \frac{3}{4}a$, we conclude $\ell \geq \frac{3}{8}a$.

It remains to estimate the position of c_i on c to give a final bound for α . We use the line segment starting in B , leading through c_i and intersecting b to split b and ℓ into b_1 and

b_2 as well as ℓ_1 and ℓ_2 . See also Figure 13 for a visualization. As $f(x_{c_i}) < \frac{a}{8}$, we obtain $b_1 \geq \frac{3}{8}a$ and $b_2 \leq \frac{5}{8}a$. Hence, also $b_1 \geq \frac{3}{8}b$. The intercept theorem yields $\ell_1 \geq \frac{3}{8}\ell$ and hence, we can center a line segment of length $\frac{2}{3}\ell$ in p that is parallel to b . Finally, we conclude $\frac{2}{3}\ell \geq \frac{2}{3} \cdot \frac{3}{8}a = \frac{a}{4} \geq \frac{\frac{d}{2 \cdot (d+1)}}{8} \geq \frac{d \cdot \sqrt{2}}{8}$ since $\lim_{d \rightarrow \infty} \sqrt{\frac{d}{2 \cdot (d+1)}} = \frac{1}{\sqrt{2}}$. All in all, we obtain that we can always center a line segment of length at least $\frac{d \cdot \sqrt{2}}{8}$ in c_i that is completely contained in Q . ◀

► **Lemma 32.** *A robot r_i that is at distance d_{target} from the center c of its SEC moves at least a distance of $\frac{d_{\text{target}}}{2}$ towards c .*

Proof. Let c be the center of r_i 's SEC C . We rotate and translate the coordinate system such that $c = (0, 0)$ and r_i is located at $(x_i, 0)$, i.e., r_i is in distance x_i of c . Additionally, we define a to be the radius of C . Observe first that $a \leq 1$ since there must be at least one robot $r_j = (x_j, y_j)$ with $x_j \leq 0$ on the boundary of C and r_j is in distance at most 1 of r_i .

Now, let $r_k = (x_k, y_k)$ be a robot in r_i 's neighborhood and m_k be the midpoint between r_i and r_k . We will prove that m_k is in distance of at most $\frac{1}{2}$ of the point $(\frac{x_i}{2}, 0)$. First of all, we calculate the coordinates of m_k : $m_k = (\frac{1}{2} \cdot (x_i + x_k), \frac{1}{2} \cdot y_k)$. The distance between $(\frac{x_i}{2}, 0)$ and m_k is $\sqrt{\frac{1}{4} \cdot x_k^2 + \frac{1}{4} y_k^2}$. Basic calculus yields $\sqrt{\frac{1}{4} \cdot x_k^2 + \frac{1}{4} y_k^2} \leq \frac{1}{2} \iff -1 \leq x_k \leq 1$ and $-\sqrt{1 - x_k^2} \leq y_k \leq \sqrt{1 - x_k^2}$. Since $a \leq 1$ holds, the inequalities for x_k and y_k are fulfilled. Hence, r_i can move at least half its distance towards c . ◀

► **Theorem 15.** *d -GTC is $(\sqrt{2}/8, 1/2)$ -contracting.*

Proof. A conclusion of Lemmas 31 and 32. ◀

A.9 Pseudocode of GtMD

■ **Algorithm 6** GO-TO-THE-MIDDLE-OF-THE-DIAMETER (view of robot r_i)

```

1:  $p_{d_1}(t), p_{d_2}(t) :=$  positions of robots in  $N_i(t)$  that have the maximal distance
2: if  $p_{d_1}(t)$  and  $p_{d_2}(t)$  are unique then
3:    $m_d(t) := \frac{1}{2} \cdot (p_{d_1}(t) + p_{d_2}(t))$ 
4:    $\forall r_j \in N_i(t) : m_j :=$  midpoint between  $r_i$  and  $r_j$ 
5:    $D_j :=$  disk with radius  $\frac{1}{2}$  centered at  $m_j$ 
6:    $\text{seg} :=$  line segment  $\overline{p_i(t), m_d(t)}$ 
7:    $A := \bigcap_{r_j \in N_i(t)} D_j \cap \text{seg}$ 
8:    $x :=$  point in  $A$  closest to  $m_d(t)$ 
9:    $\text{target}_i^{\text{GtMD}}(t) := x$ 
10: else
11:   Compute  $\text{target}_i^{\text{GtMD}}(t)$  with GTC

```

A.10 Proof of Theorem 16

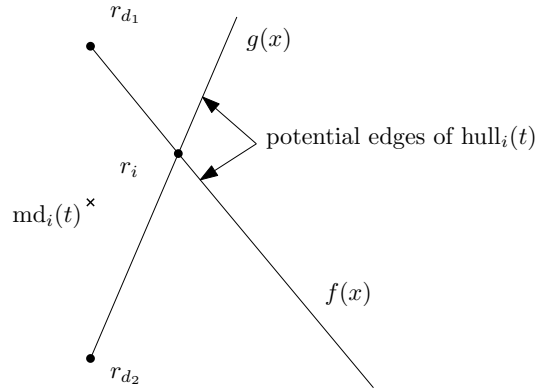
► **Theorem 16.** *GtMD is $(1, 1/10)$ -contracting.*

Proof. Obviously, the midpoint of the diameter is 1-centered and thus, we obtain $\alpha = 1$. In the following, $\text{md}_i(t)$ denotes the midpoint of the diameter of r_i in round t . The value for β is more difficult to determine. The main difference between GTC and GtMD is that each robot that is not located on the SEC of its neighborhood moves towards in GTC whereas some

robots are not allowed to move towards the midpoint of the diameter in GTMD. However, we will show that those robots lie already inside of $\text{hull}_i^t(\text{md}_i(t), \frac{1}{10})$ such that GTMD is still $(1, \frac{1}{10})$ -contracting.

W.l.o.g., we assume that $V = 1$. Analogously, results for arbitrary V can be derived. Consider any robot r_i . We first show that $\text{diam}_i(t) \leq \frac{2}{\sqrt{3}}$ implies that r_i is allowed to move half its distance towards $\text{md}_i(t)$. Let r_{d_1} and r_{d_2} be the two robots that define the local diameter of r_i . We rotate and translate the global coordinate system such that $\text{md}_i(t) = (0, 0)$, $p_{d_1} = (0, \frac{\text{diam}_i(t)}{2})$, $p_{d_2} = (0, -\frac{\text{diam}_i(t)}{2})$ and $p_i(t) = (x_i(t), y_i(t))$ with $x_i(t) \geq 0$ and $y_i(t) \geq 0$. Next, we assume that $\text{diam}_i(t) \leq \frac{2}{\sqrt{3}}$. Consider any robot r_j located at $p_j(t) = (x_j(t), y_j(t))$. By definition, $m_j(t) = (\frac{1}{2} \cdot (x_i(t) + x_j(t)), \frac{1}{2} \cdot (y_i(t) + y_j(t)))$. The distance between $m_j(t)$ and $(\frac{1}{2}x_i(t), \frac{1}{2}y_i(t))$ is $\sqrt{\frac{1}{4}x_j(t)^2 + \frac{1}{4}y_j(t)^2}$. Next, observe that the maximum $x_j(t)$ is reached when r_j is located on the x -axis as far as possible to the right. More formally, we can upper bound the maximal x_j as follows: $\sqrt{x_j(t)^2 + \frac{\text{diam}_i(t)^2}{4}} = \text{diam}_i(t) \iff x_j(t) = \frac{\sqrt{3}}{2} \cdot \text{diam}_i(t)$. For $\text{diam}_i(t) \leq \frac{2}{\sqrt{3}}$, we obtain $-1 \leq x_j(t) \leq 1$. Hence, all robots r_j that are at a distance of at most 1 of r_i fulfill this criterion and hence, r_i is able to move half its distance towards $\text{md}_i(t)$.

Next, we assume that $\frac{2}{\sqrt{3}} < \text{diam}_i(t) \leq 2$. As mentioned earlier, we only consider robots that are not already located in $\text{hull}_i^t(\text{md}_i(t), \frac{1}{10})$. For simplicity, we assume that r_i is located on the boundary of hull_i^t , the arguments for the case where r_i lies inside $\text{hull}_i^t \setminus \text{hull}_i^t(\text{md}_i(t), \frac{1}{10})$ are analogous. To determine the edges of hull_i^t , we only can take the positions of three robots for granted: the positions of $r_{\text{diam},1}$, $r_{\text{diam},2}$ and of r_i (which even might be either r_{d_1} or r_{d_2}). We model the edges of hull_i^t as linear function. The first function is $f(x) = \left(\frac{(y_i(t) - \frac{\text{diam}_i(t)}{2})}{x_i(t)} \right) \cdot x + \frac{\text{diam}_i(t)}{2} = \left(\frac{(2y_i(t) - \text{diam}_i(t))}{2x_i(t)} \right) \cdot x + \frac{\text{diam}_i(t)}{2}$ and describes the edge through r_{d_1} . The second function $g(x) = \left(\frac{(2y_i(t) + 2\text{diam}_i(t))}{2x_i(t)} \right) \cdot x + \frac{\text{diam}_i(t)}{2}$ describes the edge through r_{d_2} . The setup is depicted in Figure 14.



■ **Figure 14** The robot r_i wants to move towards $\text{md}_i(t)$. Since we assume that r_i is an edge of hull_i^t , there cannot be any robot beyond the lines described by the functions $f(x)$ and $g(x)$.

We focus on the function $f(x)$, the arguments for $g(x)$ are analogous. Next, we determine the largest x -coordinate a robot r_j might have. Note that it must hold $|p_{d_1}(t), p_j(t)| < \text{diam}_i(t)$, otherwise, the two robots that define $\text{diam}_i(t)$ are not be unique and r_i would move according to GTC. Hence,

$$\sqrt{x_j(t)^2 + \left(\frac{(2y_i(t) - \text{diam}_i(t))}{2x_i(t)}\right)^2} \cdot x_j(t)^2 < \text{diam}_i(t) \iff x_j(t) < \frac{\text{diam}_i(t)}{\sqrt{1 + \left(\frac{(2y_i(t) - \text{diam}_i(t))}{2x_i(t)}\right)^2}}$$

Next, we determine the maximal value of $y_i(t)$ given a fixed $x_i(t)$.

$$\sqrt{x_i(t)^2 + \left(y_i(t) + \frac{\text{diam}_i(t)}{2}\right)^2} \leq 1 \iff y_i(t) \leq \frac{1}{2} \cdot \left(2 \cdot \sqrt{1 - x_i(t)^2} - \text{diam}_i(t)\right)$$

Thus, we obtain a more precise upper bound on $x_j(t)$:

$$x_j(t) < \frac{\text{diam}_i(t)}{\sqrt{1 + \left(\frac{(2 \cdot \sqrt{1 - x_i(t)^2} - 2\text{diam}_i(t))}{2x_i(t)}\right)^2}}$$

One can verify $\frac{\text{diam}_i(t)}{\sqrt{1 + \left(\frac{(2 \cdot \sqrt{1 - x_i(t)^2} - 2\text{diam}_i(t))}{2x_i(t)}\right)^2}} \leq x_i(t) + \frac{2}{3}\text{diam}_i(t)$ for $\frac{2}{\sqrt{3}} \leq \text{diam}_i(t) \leq 2$.

Hence, the maximal $x_j(t)$ is less than $x_i(t) + \frac{2}{3}\text{diam}_i(t)$. Now, we consider the point $p_{\text{dest}} = (\frac{9}{10}x_i(t), \frac{9}{10}y_i(t))$ and bound the distance between p_{dest} and $p_j(t)$. It is easy to verify that p_{dest} is in distance of at most $\frac{1}{2}$ of any such robot r_j . The same arguments apply to the r_j with minimal x -coordinate and thus, also for all in between. Hence, we obtain $\beta = \frac{1}{10}$. ◀

A.11 Pseudocode of GtCDBM

■ **Algorithm 7** GO-TO-THE-CENTER-OF-THE-DIAMETER-MINBOX (view of robot r_i)

```

1:  $p_{d_1}(t), p_{d_2}(t) :=$  positions of robots in  $N_i(t)$  that have the maximal distance
2: if  $p_{d_1}(t)$  and  $p_{d_2}(t)$  are unique then
3:   rotate local coordinate system such that  $p_{d_1}(t) = \left(0, \frac{\text{diam}_i(t)}{2}\right)$  and  $p_{d_2}(t) = -p_{d_1}(t)$ 
4:    $x_{max} :=$  maximal  $x$ -coordinate of a robot  $r_j \in N_i(t)$ 
5:    $x_{min} :=$  minimal  $x$ -coordinate of a robot  $r_j \in N_i(t)$ 
6:    $p_{\text{box}}(t) := \left(\frac{1}{2} \cdot (x_{min} + x_{max}), 0\right)$ 
7:    $\forall r_j \in N_i(t) : m_j :=$  midpoint between  $r_i$  and  $r_j$ 
8:    $D_j :=$  disk with radius  $\frac{1}{2}$  centered at  $m_j$ 
9:    $\text{seg} :=$  line segment  $\overline{p_i(t), p_{\text{box}}(t)}$ 
10:   $A := \bigcap_{r_j \in N_i(t)} D_j \cap \text{seg}$ 
11:   $x :=$  point in  $A$  closest to  $p_{\text{box}}(t)$ 
12:   $\text{target}_i^{\text{GtCDBM}}(t) := x$ 
13: else
14:   Compute  $\text{target}_i^{\text{GtCDBM}}(t)$  with GTC

```

A.12 Proof of Theorem 17

► **Theorem 17.** *GtCDBM is $(\sqrt{3}/8, 1/10)$ -contracting.*

Proof. The constants can be proven analogously to the previous algorithm. The same proof as in Lemma 26 can be used to derive that the center of the minbox is $\frac{\sqrt{3}}{8}$ -centered. The longest of the triangle simply needs to be replaced by the diameter, i.e., by the line segment connecting $p_{d_1}(t)$ and $p_{d_2}(t)$. Moreover, the constant $\beta = \frac{1}{10}$ can be proven with the same setup as used in the proof of Theorem 16. ◀

B Details and Proofs of Section 4 “Collisionless Near-Gathering Protocols”

B.1 Detailed Intuition and Proof Outline

In the following, we describe the technical intuitions behind the protocol \mathcal{P}^{cl} . Since the intuition is closely interconnected with the formal analysis, we also give a proof outline here. The proofs of all stated lemmas and theorems can be found in Appendix B.2. The entire protocol \mathcal{P}^{cl} is described in Section 4.1. As mentioned in the introduction of this section, the main intuition of the protocol \mathcal{P}^{cl} is the following: robots compute a potential target point based on a λ -contracting gathering protocol \mathcal{P} (that uses a viewing range of V), restrict the maximum movement distance to $\tau/2$ and use the viewing range of $V + \tau$ to avoid collisions with robots in the distance at most τ . However, there are several technical details we want to emphasize in this section.

For the correctness and the runtime analysis of the protocol \mathcal{P}^{cl} , we would like to use the insights into λ -contracting protocols derived in Section 3. However, since the robots compute their potential target point based on a λ -contracting gathering protocol \mathcal{P} with viewing range V , this point must not necessarily be λ -centered concerning the viewing range of $V + \tau$. We discuss this problem in more detail in Appendix B.1.1 and motivate the *intermediate* protocol \mathcal{P}_τ that is λ -contracting with respect to the viewing range of $V + \tau$. \mathcal{P}_τ is only an intermediate protocol since robots still may collide. Afterward, we emphasize the importance of keeping $\text{UBG}^V(t)$ always connected. We derive some general properties of *not*-collisionfree λ -contracting protocols with a viewing range of $V + \tau$ while $\text{UBG}^V(t)$ is always connected in Appendix B.1.2. These properties especially hold for the intermediate protocol \mathcal{P}_τ . Lastly, we argue how to transform the intermediate protocol \mathcal{P}_τ into a collisionfree protocol \mathcal{P}^{cl} that is still λ -contracting in Appendix B.1.3.

B.1.1 The protocol \mathcal{P}_τ

The main goal is to compute potential target points based on a λ -contracting gathering protocol \mathcal{P} with viewing range V . Let us ignore the collision avoidance in this section and only concentrate on the λ -contracting properties of such a protocol applied to a scenario with a viewing range of $V + \tau$. Unfortunately, a direct translation of the protocol loses the λ -contracting property in general. Consider the following example, which is also depicted in Figure 15. Assume there is a robot r_i that can only observe one other robot r_j in distance $2/n$. Hence, $\text{diam}_i(t) = 2/n$. Now assume that under the protocol \mathcal{P} with viewing range V , it moves to the midpoint between itself and the other robot (every other valid λ -centered point results in the same argumentation). By definition, the midpoint is 1-centered (Definition 1). By increasing r_i 's viewing range to $V + \tau$, r_i might observe a robot it could not see before. In our example, it observes the robot r_k which is exactly at a distance of $V + \tau$ from r_i in opposite direction to r_j . Thus, $\text{diam}_i(t)$ increases significantly to $1/n + V + \tau$. Now assume r_i still moves to the midpoint between r_i and r_j . The maximal line segment with the target point as the center has length $2/n$. However, there is no *constant* λ such that $2/n \geq \lambda \cdot (1/n + V + \tau)$ for any n (λ depends on n). Hence, in the example, the protocol \mathcal{P} is not λ -contracting (Definition 12) anymore because of the viewing range of $V + \tau$.

Next, we argue how to transform the protocol \mathcal{P} with viewing range V into a protocol \mathcal{P}_τ with viewing range $V + \tau$ such that \mathcal{P}_τ is λ -contracting gathering protocol. The example above already emphasizes the main problem: robots can have very small local diameters

$\text{diam}_i(t)$. Instead of moving according to the protocol \mathcal{P} , those robots compute a target point based on a protocol $\mathcal{P}^{V+\tau/2}$ that is λ -contracting gathering protocol concerning the viewing range of $V + \tau/2$ (the difference to \mathcal{P}_τ 's viewing range is intended). Usually, the protocol $\mathcal{P}^{V+\tau/2}$ simulates \mathcal{P} for the larger instance by scaling the local coordinate system by factor $\frac{V}{V+\tau/2}$. For instance, \mathcal{P} can be GTC that moves robots towards the smallest enclosing hypersphere (SEH) of all robots at a distance of at most V and $\mathcal{P}^{V+\tau/2}$ does the same with all robots at a distance of at most $V + \tau/2$. In general, however, $\mathcal{P}^{V+\tau/2}$ could also be a different protocol (known to the robots to ensure collision avoidance later). More precisely, robots r_i with $\text{diam}_i(t) \leq \tau/2$ compute their target points based on $\mathcal{P}^{V+\tau/2}$ and all others according to \mathcal{P} . In addition, \mathcal{P}_τ ensures that no robot moves more than a distance of $\tau/2$ towards the target points computed in \mathcal{P} and $\mathcal{P}^{V+\tau/2}$. This has two reasons. The first reason is to maintain the connectivity of $\text{UBG}^V(t)$. While the protocol \mathcal{P} maintains connectivity by definition, the protocol $\mathcal{P}^{V+\tau/2}$ could violate the connectivity of $\text{UBG}^V(t)$. However, restricting the movement distance to $\tau/2$ and upper bounding τ by $2/3V$ resolves this issue since for all robots r_i that move according to $\mathcal{P}^{V+\tau/2}$, $\text{diam}_i(t) \leq \tau/2$. Hence, after moving according to $\mathcal{P}^{V+\tau/2}$, the distance to any neighbor is at most $3/2 \cdot \tau$. Since τ is upper bounded by $2/3V$, the distance is at most V afterward.

► **Lemma 33.** *Let \mathcal{P} be a λ -contracting gathering protocol with viewing range of V . $\text{UBG}^V(t)$ stays connected while executing \mathcal{P}_τ .*

The second reason is that moving at most $\tau/2$ makes sure that collisions are only possible within a range of τ . This is crucial for our collision avoidance which is addressed in the following section.

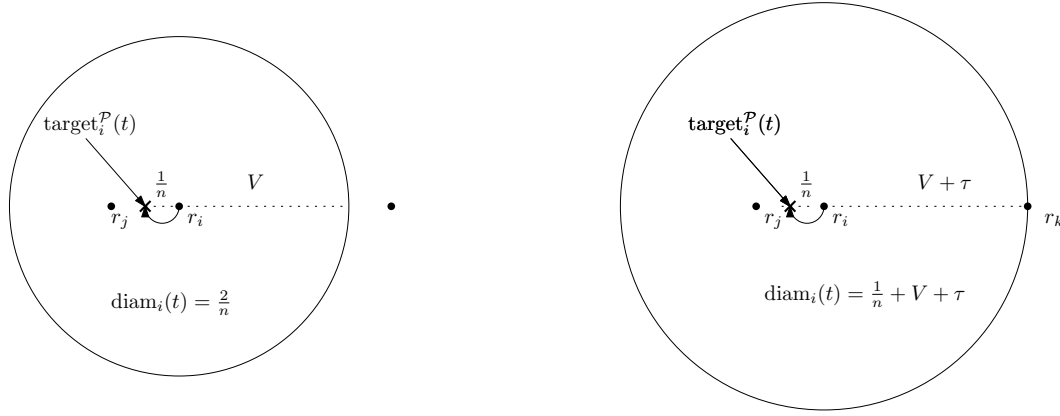
While \mathcal{P}_τ has a viewing range of $V + \tau$, it never uses its full viewing range for computing a target point. Either, it simulates \mathcal{P} with a viewing range of V , or $\mathcal{P}^{V+\tau/2}$ with one of $V + \tau/2$. Technically, the same problem as described above can still happen: The robots in range of V or $V + \tau/2$ have a relatively small diameter while $\text{diam}_i(t) > V + \tau/2$. Nevertheless, contrary to the example above, the robots in the smaller range cannot have an arbitrary small diameter in such a configuration. $\mathcal{P}^{V+\tau/2}$ is simulated if the robots in \mathcal{P} have a diameter $\leq \tau/2$. The above discussed $\text{UBG}^V(t)$ is connected. It is observable that, if $\text{diam}_i(t) \geq \tau/2$, the $V + \tau/2$ surrounding must have a diameter $\geq \tau/2$. The diameter of robots used for the simulation of \mathcal{P} or $\mathcal{P}^{V+\tau/2}$ cannot be less than $\text{diam}_i(t) \cdot \Omega(\tau/V)$. The constant λ mentioned above can be chosen accordingly.

► **Lemma 34.** *Let \mathcal{P} be a λ -contracting gathering protocol. \mathcal{P}_τ is a λ' -contracting gathering protocol with $\lambda' = \lambda \cdot \frac{\tau}{4(V+\tau)}$.*

To conclude, the protocol \mathcal{P}_τ has two main properties: it restricts the movement distance of any robot to at most $\tau/2$ and robots r_i with $\text{diam}_i(t) \leq \tau/2$ compute their target points based on protocol $\mathcal{P}^{V+\tau/2}$ with viewing range $V + \tau/2$.

B.1.2 Implications of Smaller Connectivity Range

In the previous Appendix B.1.1, we have addressed the intermediate protocol \mathcal{P}_τ that is λ -contracting gathering protocol concerning the viewing range of $V + \tau$ and also keeps $\text{UBG}^V(t)$ always connected. Keeping $\text{UBG}^V(t)$ connected is important for the termination of a NEAR-GATHERING protocol. Suppose that $\text{UBG}^V(t)$ is connected and the robots only have a viewing range of V . Then, the robots can never decide if they can see all the other robots. With a viewing range of $V + \tau$, however, it becomes possible. The robots must be brought as close together such that $\text{diam}(t) < \tau$. Now, each robot can see that all other



■ **Figure 15** To the left, the local diameter of r_i is $2/n$ and it has a viewing range of 1. The robot moves to $\text{target}_i^{\mathcal{P}}(t)$ which is the midpoint of its local diameter marked by a cross. Per definition, this is a 1-centered point. The robot r_k (outside the circle of radius V) is not visible to r_i . To the right, the same setup with a viewing range of $V + \tau$ is depicted. Now, r_i can see also r_k . Hence, $\text{diam}_i(t)$ increases to $1/n + V + \tau$. However, if the target point remains unchanged, the point is not λ -centered anymore since the longest line segment that can be centered in $\text{target}_i^{\mathcal{P}}(t)$ still has a length of $2/n$ while $\text{diam}_i(t)$ has increased to $1/n + V + \tau$. Thus there exists no *constant* λ anymore such that $2/n > \lambda \cdot (1/n + V + \tau)$ since λ would depend on n .

robots are at a distance of at most τ and no other robot is visible, especially no robot at a distance $\text{dist} \in (V, V + \tau]$ is visible. Since $\text{UBG}^V(t)$ is connected, the robots can now decide that they can see all other robots, and NEAR-GATHERING is solved. For any configuration where the viewing range is $V + \tau$ and $\text{UBG}^V(t)$ is connected, we can make an important observation.

► **Lemma 19.** *Let \mathcal{P} be a λ -contracting protocol with viewing range $V + \tau$ for a constant $\tau > 0$ and let $\text{UBG}^V(t)$ be connected. If $\text{diam}(t) > \tau$, then $\text{diam}_i(t) > \tau$, for every robot r_i .*

This leads directly to another helpful insight. The λ -contracting property is defined in a way, that robots close to the boundary of the global SEH always move at least $\Omega\left(\frac{\text{diam}_i(t)}{\Delta}\right)$ inside the SEH when they are active. With $\text{diam}_i(t) > \tau$ it follows that the radius of the global SEH decreases by $\Omega(\tau/\Delta)$ after each robot was active at least once (see Lemma 41). Consequently, $\text{diam}(t) \leq \tau$ after $\mathcal{O}(\Delta^2)$ epochs.

► **Lemma 20.** *Let \mathcal{P} be a λ -contracting protocol with a viewing range of $V + \tau$ while $\text{UBG}^V(t)$ is always connected. After at most $\frac{32 \cdot \pi \cdot \Delta^2}{\lambda^2 \cdot \tau} \in \mathcal{O}(\Delta^2)$ epochs executing \mathcal{P} , $\text{diam}(t) \leq \tau$.*

B.1.3 Collision Avoidance

Next, we argue how to transform the protocol \mathcal{P}_τ (based on the protocol \mathcal{P}) into the collisionfree protocol \mathcal{P}^{cl} . Recall that \mathcal{P} uses a viewing range of V , and \mathcal{P}^{cl} has a viewing range of $V + \tau$.

The larger viewing range in \mathcal{P}^{cl} allows a robot r_i to compute $\text{target}_k^{\mathcal{P}_\tau}(t)$ (the target point in protocol \mathcal{P}_τ) for all robots r_k within distance at most τ . Since the maximum movement distance of a robot in \mathcal{P} is $\tau/2$, this enables r_i to know the movement directions of all robots r_k which can collide with r_i . We will ensure that each robot r_i moves to some position on $\text{colvec}_i^{\mathcal{P}_\tau}(t)$ and avoids positions of all other $\text{colvec}_k^{\mathcal{P}_\tau}(t)$. Henceforth, no collision can happen. While this is the basic idea of our collision avoidance, there are some details to add.

First of all, \mathcal{P}_τ has the same viewing range as \mathcal{P}^{cl} of $V + \tau$. However, it never uses the full viewing range to compute the target position $\text{target}_i^{\mathcal{P}_\tau}(t)$. We consider two robots r_i and r_k with distance $\leq \tau$. If r_k simulates \mathcal{P} to compute $\text{target}_k^{\mathcal{P}_\tau}(t)$, r_i can compute $\text{target}_k^{\mathcal{P}_\tau}(t)$ as well since r_i is able to observe all robots in distance V around r_k . If r_k simulates $\mathcal{P}^{V+\tau/2}$, the condition in \mathcal{P}_τ makes sure that r_i and r_k have a distance of $\leq \tau/2$. Similarly, r_i is able to observe all robot in distance $V + \tau/2$ around r_k and can compute $\text{target}_k^{\mathcal{P}_\tau}(t)$ as well.

► **Lemma 35.** *Let \mathcal{P} be a λ -contracting gathering protocol with a viewing range of V . A viewing range of $V + \tau$ is sufficient to compute $\text{target}_k^{\mathcal{P}_\tau}(t)$ for all robots r_k within a radius of τ .*

Secondly, r_i can't avoid positions on all other $\text{colvec}_k^{\mathcal{P}_\tau}(t)$ in some cases. For instance, $\text{colvec}_i^{\mathcal{P}_\tau}(t)$ may be completely contained in $\text{colvec}_k^{\mathcal{P}_\tau}(t)$ (e.g., $\text{colvec}_2^{\mathcal{P}_\tau}(t) \in \text{colvec}_1^{\mathcal{P}_\tau}(t)$ in the example depicted in Figure 7). In case $\text{colvec}_i^{\mathcal{P}_\tau}(t)$ and $\text{colvec}_k^{\mathcal{P}_\tau}(t)$ are not collinear and intersect in a single point, both robots simply avoid the intersection point (e.g. r_1 and r_4 in the example).

► **Lemma 36.** *No robot moves to a point that is the intersection of two collision vectors that are not collinear.*

If $\text{colvec}_i^{\mathcal{P}_\tau}(t)$ and $\text{colvec}_k^{\mathcal{P}_\tau}(t)$ are collinear, both robots move to a point closer to their own target point than to the other one (e.g., r_1 and r_3 in the example).

► **Lemma 37.** *If the target points of robots are different in \mathcal{P}_τ they are different in \mathcal{P}^{cl} .*

But there are cases, in which robots have the same target point in \mathcal{P}_τ (e.g. r_1, r_2 and r_6 in the example). Because robots stay in the same direction towards the target point, collisions can only happen if one robot is currently on the collision vector of another one (e.g., r_2 is on $\text{colvec}_1^{\mathcal{P}_\tau}(t)$). Their movement is scaled by the distance to the target point, which must be different. Therefore, their target points in \mathcal{P}^{cl} must be different as well.

► **Lemma 38.** *If the target points of robots are the same in \mathcal{P}_τ they are different in \mathcal{P}^{cl} .*

In SSYNC robots may be inactive in one round. Nevertheless, in the same way, single intersection points between collision vectors and the positions of other robots are avoided as well.

► **Lemma 39.** *No robot moves to the position of an inactive robot.*

The following lemma follows immediately from Lemma 37, 38 and 39.

► **Lemma 40.** *The protocol \mathcal{P}^{cl} is collisionless.*

Because \mathcal{P}_τ is λ -contracting and preserves the connectivity of $\text{UBG}^V(t)$, also \mathcal{P}^{cl} has these properties. (Lemmas 42 and 43). This allows us to follow from Lemma 20 that NEAR-GATHERING is solved after $\mathcal{O}(\Delta^2)$ epochs.

B.2 Analysis

B.2.1 Time Bound

► **Lemma 19.** *Let \mathcal{P} be a λ -contracting protocol with viewing range $V + \tau$ for a constant $\tau > 0$ and let $\text{UBG}^V(t)$ be connected. If $\text{diam}(t) > \tau$, then $\text{diam}_i(t) > \tau$, for every robot r_i .*

Proof. We prove the claim by contradiction. Let the initial UDG be connected with a radius V and $\text{diam}(t) > \tau$. To derive the contradiction, we assume that there is a robot r_i with $\text{diam}_i(t) \leq \tau$. By definition, $|p_i(t) - p_k(t)| \leq \tau$ for all $r_k \in N_i(t)$ (the neighborhood of r_i). Consequently, there exists at least one robot $r_j \notin N_i(t)$. For all robots $r_j \notin N_i(t)$, $|p_i(t) - p_j(t)| > V + \tau$. For all $r_k \in N_i(t)$ and $r_j \notin N_i(t)$, we have $|p_k(t) - p_j(t)| > V$. Hence, none of r_i 's neighbors is at a distance of at most V from a robot that r_i cannot see. This is a contradiction since we have assumed that the UDG with radius V is connected. Hence, $\text{diam}_i(t) > \tau$. \blacktriangleleft

To derive the runtime of $\mathcal{O}(\Delta^2)$, we use the course of the analysis of λ -contracting protocols presented in Section 3. The analysis can be found in Section 3.2. Most of the notation is identical. However, the main circular segment of the analysis is defined slightly differently. Let $N := N(t)$ (we omit the time parameter for readability) the (global) SEH of all robots in round t and $R := R(t)$ its radius. Now, fix any point b on the boundary of N . Let $\tau > 0$ be any constant. The two points in distance $\tau \cdot \lambda/8$ of b on the boundary of N determine the circular segment $S_{\lambda, \tau}$ with height h . In the following, we determine by $S_{\lambda, \tau}(c)$ for $0 < c \leq 1$ the circular segment with height $c \cdot h$ that is contained in $S_{\lambda, \tau}$.

► **Lemma 41.** *Let \mathcal{P} be a λ -contracting Protocol. For a robot r_i with $\text{diam}_i(t) > \tau$, $\text{target}_i^{\mathcal{P}}(t) \in N \setminus S_{\lambda, \tau}$.*

Proof. Since $\text{diam}_i(t) > c$ and \mathcal{P} is λ -contracting, $\text{target}_i^{\mathcal{P}}(t)$ is the midpoint of a line segment $\ell_i^{\mathcal{P}}(t)$ of length at least $\lambda \cdot \text{diam}_i(t) > \lambda \cdot \tau$. Observe that the maximum distance between any pair of points in $S_{\lambda, \tau}$ is $\tau \cdot \lambda/4$. It follows that $\ell_i^{\mathcal{P}}(t)$ either connects two points outside of $S_{\lambda, \tau}$ or one point inside and another point outside. In the first case, $\text{target}_i^{\mathcal{P}}(t)$ (the midpoint of $\ell_i^{\mathcal{P}}(t)$) lies outside of $S_{\lambda, \tau}$. In the second case, $\text{target}_i^{\mathcal{P}}(t)$ lies outside of $S_{\lambda, \tau}$ as well, because it is the midpoint of $\ell_i^{\mathcal{P}}(t)$ and one half of this line segment is longer than $\frac{\lambda \cdot \text{diam}_i(t)}{2} > \lambda \cdot \tau/2$ and the maximum distance between any pair of points in $S_{\lambda, \tau}$ is $\tau \cdot \lambda/4$. \blacktriangleleft

► **Lemma 20.** *Let \mathcal{P} be a λ -contracting protocol with a viewing range of $V + \tau$ while $\text{UBG}^V(t)$ is always connected. After at most $\frac{32 \cdot \pi \cdot \Delta^2}{\lambda^2 \cdot \tau} \in \mathcal{O}(\Delta^2)$ epochs executing \mathcal{P} , $\text{diam}(t) \leq \tau$.*

Proof. As long $\text{diam}(t) > \tau$, we have by the preliminaries that $\text{diam}_i(t) > \tau$. From Lemma 41, it follows that a robot leaves $S_{\lambda, \tau}$ when it becomes active. This happens for all robots at most once per epoch. Hence, $R(t)$, the radius of the (global) SEH of all robots in round t , decreases by h in one epoch, where h denotes the height of $S_{\lambda, \tau}$. In Lemma 22, we have analyzed the height h' of the HSC_{λ} . We proved $h' \geq \frac{\sqrt{2} \cdot \lambda^2}{64 \cdot \pi \cdot \Delta}$. Here, we analyze the $\text{HSC}_{S_{\lambda, \tau}}$ whose slant height of the inscribed hypercone is reduced by a factor of τ . Hence, also $h = \tau \cdot h'$. Thus, $R(t)$ decreases by at least $\frac{\tau \cdot \sqrt{2} \cdot \lambda^2}{64 \cdot \pi \cdot \Delta}$ in one epoch. By Theorem 21 we know that the initial global SEH has a radius of at most $\Delta/\sqrt{2}$. After $\frac{\Delta/\sqrt{2}}{h} = \frac{\Delta \cdot 64 \cdot \pi \cdot \Delta}{\sqrt{2} \cdot \tau \cdot \sqrt{2} \cdot \lambda^2} = \frac{32 \cdot \pi \cdot \Delta^2}{\lambda^2 \cdot \tau}$ epochs the global SEH has a radius $\leq \tau/2$ and $\text{diam}(t) \leq \tau$. \blacktriangleleft

B.2.2 Analysis of \mathcal{P}_{τ}

► **Lemma 33.** *Let \mathcal{P} be a λ -contracting gathering protocol with viewing range of V . $\text{UBG}^V(t)$ stays connected while executing \mathcal{P}_{τ} .*

Proof. Any protocol \mathcal{P} must hold the connectivity concerning V . However, with the larger viewing range of $V + \tau/2$, the protocol $\mathcal{P}^{V+\tau/2}$ only guarantees a connectivity of $\text{UBG}^{V+\tau/2}(t)$. Now suppose that a robot r_i moves according to $\mathcal{P}^{V+\tau/2}$ in \mathcal{P}_{τ} . This only happens, if there

is no robot in distance $\text{dist} \in (\tau/2, V]$ around r_i , all connected robots r_k have a distance $\leq \tau/2$ before the movement. r_i and r_k can both move at most a distance of $\tau/2$ in one round. It follows that in the next round their distance is $\leq 3 \cdot \tau/2 \leq V$ because $\tau \leq 2/3V$ by definition. \blacktriangleleft

► **Lemma 34.** *Let \mathcal{P} be a λ -contracting gathering protocol. \mathcal{P}_τ is a λ' -contracting gathering protocol with $\lambda' = \lambda \cdot \frac{\tau}{4 \cdot (V + \tau)}$.*

Proof. By Lemmas 19 and 33, it follows that $\text{diam}_i(t) \geq \tau/2$ for all i . The protocol \mathcal{P}_τ has a viewing range of $V + \tau$. $\text{target}_i^{\mathcal{P}_\tau}(t)$ either equals to $\text{target}_i^{\mathcal{P}}(t)$ (\mathcal{P} with viewing range V) or $\text{target}_i^{\mathcal{P}^{V+\tau/2}}(t)$ ($\mathcal{P}^{V+\tau/2}$ with viewing range $V + \tau/2$), dependent on the local diameter $\text{diam}_i(t)$ of a robot. If $\text{target}_i^{\mathcal{P}_\tau}(t) = \text{target}_i^{\mathcal{P}}(t)$, we know that a line segment with length $\lambda \cdot \tau/2$ exists with $\text{target}_i^{\mathcal{P}}(t)$ as midpoint, because the robots used to simulate have at least a diameter of $\tau/2$ (see condition in line 2 of Algorithm 3) and \mathcal{P} is λ -contracting.

By Lemma 33 we know that $\text{UBG}^V(t)$ stays connected. $\mathcal{P}^{V+\tau/2}$ has a viewing range of $V + \tau/2$. By Lemma 19, it follows that the diameter of robots used for simulating $\mathcal{P}^{V+\tau/2}$ is $\geq \tau/2$ if $\text{diam}(t) \geq \tau/2$. Because $\mathcal{P}^{V+\tau/2}$ is λ -contracting, there exists a line segment with length $\lambda \cdot \tau/2$ through $\text{target}_i^{\mathcal{P}^{V+\tau/2}}(t)$.

The local diameter is naturally bounded by $\text{diam}_i(t) \leq 2(V + \tau)$. The length of the above described line segment with \mathcal{P}_τ as midpoint is $\lambda \cdot \tau/2 = \lambda \cdot \frac{\tau/2}{2(V+\tau)} \cdot 2(V+\tau) \geq \lambda \cdot \frac{\tau}{4(V+\tau)} \cdot \text{diam}_i(t)$. Therefore, \mathcal{P}_τ is λ' -contracting gathering protocol with $\lambda' = \lambda \cdot \frac{\tau}{4 \cdot (V + \tau)}$. \blacktriangleleft

B.2.3 Analysis of \mathcal{P}^{cl}

► **Lemma 40.** *The protocol \mathcal{P}^{cl} is collisionless.*

The lemma follows directly from Lemmas 37–39 which are introduced in the following.

► **Lemma 35.** *Let \mathcal{P} be a λ -contracting gathering protocol with a viewing range of V . A viewing range of $V + \tau$ is sufficient to compute $\text{target}_k^{\mathcal{P}_\tau}(t)$ for all robots r_k within a radius of τ .*

Proof. The computation requires that the entire neighborhood of r_k relevant to compute $\text{target}_k^{\mathcal{P}_\tau}(t)$ is also in r_i 's neighborhood. Depending on whether there exists a robot in distance $\text{dist} \in (\tau/2, V]$ around r_k , is this the neighborhood relevant for $\text{target}_k^{\mathcal{P}}(t)$ or $\text{target}_k^{\mathcal{P}^{V+\tau/2}}(t)$ (first if/else block in Algorithm 3).

$\text{target}_k^{\mathcal{P}}(t)$ needs a viewing range of V around r_k . The distance between r_k and r_i is at most τ and r_i has a viewing range of $V + \tau$, therefore all robots relevant for computing $\text{target}_k^{\mathcal{P}}(t)$ are in r_i 's neighborhood. $\text{target}_k^{\mathcal{P}^{V+\tau/2}}(t)$ needs a viewing range of $V + \tau/2$ around r_k . The condition that the pairwise distance between robots in range V around r_k is $\leq \tau/2$ makes sure that $|p_i(t) - p_k(t)| \leq \tau/2$. r_i has a viewing range of $V + \tau$, therefore are all robots relevant for computing $\text{target}_k^{\mathcal{P}^{V+\tau/2}}(t)$ are in r_i 's neighborhood. \blacktriangleleft

► **Lemma 36.** *No robot moves to a point that is the intersection of two collision vectors that are not collinear.*

Proof. More formally, we prove the following statement: Let $\text{colvec}_i^{\mathcal{P}_\tau}(t)$ and $\text{colvec}_k^{\mathcal{P}_\tau}(t)$ be collision vectors which intersect in a single point I . $\text{target}_i^{\mathcal{P}^{cl}}(t) \neq I$. r_i and r_k have a distance of at most τ , because the movement distance of $\tau/2$ is an upper bound for the length of $\text{colvec}_i^{\mathcal{P}_\tau}(t)$, respectively $\text{colvec}_k^{\mathcal{P}_\tau}(t)$. Hence, r_k is in R_i as computed in line 1

of Algorithm 1. In line 3 of Algorithm 3, the collision vector $\text{colvec}_k^{\mathcal{P}_\tau}(t)$ is checked for intersections with $\text{colvec}_i^{\mathcal{P}_\tau}(t)$. By Lemma 35, we know, that $\text{colvec}_k^{\mathcal{P}_\tau}(t)$ is computable by r_i with the available viewing range of $V + \tau$. It follows that I is in C_i (l. 2 Algorithm 1). $\text{target}_i^{\mathcal{P}^{cl}}(t)$ is some point in between the nearest points in $C_i \setminus \{p_i\}$ and $\text{target}_i^{\mathcal{P}_\tau}(t)$. This can never be I . \blacktriangleleft

► **Lemma 37.** *If the target points of robots are different in \mathcal{P}_τ they are different in \mathcal{P}^{cl} .*

Proof. More formally, we prove the following statement: Let r_i and r_k be two robots with $\text{target}_i^{\mathcal{P}_\tau}(t) \neq \text{target}_k^{\mathcal{P}_\tau}(t)$. It follows that $\text{target}_i^{\mathcal{P}^{cl}}(t) \neq \text{target}_k^{\mathcal{P}^{cl}}(t)$. If $\text{colvec}_i^{\mathcal{P}_\tau}(t)$ and $\text{colvec}_k^{\mathcal{P}_\tau}(t)$ are not collinear, the statement follows directly from Lemma 36. We consider both robots with collinear $\text{colvec}_i^{\mathcal{P}_\tau}(t)$ and $\text{colvec}_k^{\mathcal{P}_\tau}(t)$. Let $P_i = \text{target}_i^{\mathcal{P}_\tau}(t)$, $P_k = \text{target}_k^{\mathcal{P}_\tau}(t)$. We distinguish all three cases how r_i, P_i and P_k can be arranged: P_k is between r_i and P_i ; r_i is between P_i and P_k ; P_i is between r_i and P_k .

- Case P_k is between r_i and P_i : Analogous to the arguments in Lemma 36, $r_k \in R_i$ (line 1 Algorithm 1) and P_k is added to C_i (line 7 Algorithm 2). d_i (line 3 Algorithm 1) is at most the distance between P_i and P_k . r_i stops a distance of $d_i \cdot \varepsilon \cdot 2/\tau \cdot |\text{colvec}_i^{\mathcal{P}_\tau}(t)|$ away from P_i . By definition is $\varepsilon < 0.5$ and $|\text{colvec}_i^{\mathcal{P}_\tau}(t)| \leq \tau/2$. It follows $d_i \cdot \varepsilon \cdot 2/\tau \cdot |\text{colvec}_i^{\mathcal{P}_\tau}(t)| \leq d_i \cdot \varepsilon < d_i/2$. r_i will move onto a point closer to P_i than to P_k .
- Case r_i is between P_i and P_k : r_i will move onto a point closer to P_i than to P_k because $d_i \leq |\text{colvec}_i^{\mathcal{P}_\tau}(t)|$ which is in this case less than the distance between P_i and P_k .
- Case P_i is between R_i and P_k : r_i will move to a point between its current position and P_i , this is naturally closer to P_i than to P_k .

In all cases, $\text{target}_i^{\mathcal{P}^{cl}}(t)$ is closer to P_i than to P_k and analogously, $\text{target}_k^{\mathcal{P}^{cl}}(t)$ is closer to P_k than to P_i . Hence, $\text{target}_i^{\mathcal{P}^{cl}}(t) \neq \text{target}_k^{\mathcal{P}^{cl}}(t)$. \blacktriangleleft

► **Lemma 38.** *If the target points of robots are the same in \mathcal{P}_τ they are different in \mathcal{P}^{cl} .*

Proof. More formally, we prove the following statement: Let r_i and r_k be two robots with $\text{target}_i^{\mathcal{P}_\tau}(t) = \text{target}_k^{\mathcal{P}_\tau}(t)$. It follows that $\text{target}_i^{\mathcal{P}^{cl}}(t) \neq \text{target}_k^{\mathcal{P}^{cl}}(t)$.

Let $P = \text{target}_i^{\mathcal{P}_\tau}(t) = \text{target}_k^{\mathcal{P}_\tau}(t)$. A robot moving towards P will stay on the same side of P , and none will reach P . So collisions can solely happen if $\text{colvec}_i^{\mathcal{P}_\tau}(t)$ and $\text{colvec}_k^{\mathcal{P}_\tau}(t)$ are collinear pointing from the same side to P . We consider this case. W.l.o.g., let r_i be closer to P than to r_k . d_i , respectively d_k , is computed by the point in $C_i \setminus \{P\}$, respectively $C_k \setminus \{P\}$, with minimal distance to P (line 3 in Algorithm 1). Let this be $c_i \in C_i$, respectively $c_k \in C_k$. We assume $c_i \neq c_k$. From $c_i \neq c_k$, it follows directly $c_i \notin C_k$ or $c_k \notin C_i$.

- Case $c_i \notin C_k$: r_i and r_k are chosen in a way that $\text{colvec}_i^{\mathcal{P}_\tau}(t) \subset \text{colvec}_k^{\mathcal{P}_\tau}(t)$, it follows c_i is also on $\text{colvec}_k^{\mathcal{P}_\tau}(t)$. c_i is a point on $\text{colvec}_j^{\mathcal{P}_\tau}(t)$ the collision vector of some robot r_j (see Algorithm 2). $|\text{colvec}_j^{\mathcal{P}_\tau}(t)| + |\text{colvec}_k^{\mathcal{P}_\tau}(t)| \leq \tau$ is an upper bound for the distance between r_k and r_j . r_j must be in R_k as computed in line 1 of Algorithm 1. Hence, $\text{colvec}_j^{\mathcal{P}_\tau}(t)$ is checked for collisions and c_i must be in C_k .
- Case $c_k \notin C_i$: Similar to the arguments above, $p_i(t)$ is the position of robot r_i , in C_k . The distance of c_k to P is therefore is not larger than the distance $|\text{colvec}_i^{\mathcal{P}_\tau}(t)|$ (otherwise would $p_i(t)$ be nearer to P than the chosen collision point c_k with minimal distance to P). It follows that c_k is also on $\text{colvec}_i^{\mathcal{P}_\tau}(t)$. Analogous to the case above, $c_k \in C_i$. $c_i = c_k$ and $d_i = d_k$, accordingly. $|\text{colvec}_i^{\mathcal{P}_\tau}(t)| \neq |\text{colvec}_k^{\mathcal{P}_\tau}(t)|$, otherwise would r_i and r_k be at the same position and a collision has happened earlier. It follows that $d_i \cdot \varepsilon \cdot 2/\tau \cdot |\text{colvec}_i^{\mathcal{P}_\tau}(t)| \neq d_k \cdot \varepsilon \cdot 2/\tau \cdot |\text{colvec}_k^{\mathcal{P}_\tau}(t)|$ in every case such that r_i and r_j move to different positions. \blacktriangleleft

► **Lemma 39.** *No robot moves to the position of an inactive robot.*

Proof. A robot cannot know which robots are active or inactive. However, the algorithm is designed so that no robot moves to the current position of any robot. This can be proven analogously to Lemma 36 because in line 5 of Algorithm 2 the positions of robots on the collision vector are added to the set of collision points. ◀

► **Lemma 42.** *If \mathcal{P} is a λ -contracting gathering protocol, \mathcal{P}^{cl} is λ' -contracting with $\lambda' = \lambda \cdot \frac{\tau}{4 \cdot (V + \tau)} \cdot (1 - \varepsilon)$.*

Proof. From Lemma 34, we obtain that \mathcal{P}_τ is λ'' -contracting with $\lambda'' = \lambda \cdot \frac{\tau}{4 \cdot (V + \tau)}$. Because \mathcal{P}_τ and \mathcal{P}^{cl} have the same viewing range, $\text{target}_i^{\mathcal{P}_\tau}(t)$ is always λ -centered for \mathcal{P}^{cl} .

$\text{target}_i^{\mathcal{P}^{cl}}(t)$ is chosen such that a robot moves in direction $\text{target}_i^{\mathcal{P}_\tau}(t)$ and $\frac{\text{target}_i^{\mathcal{P}^{cl}}(t)}{\text{target}_i^{\mathcal{P}_\tau}(t)} \geq (1 - \varepsilon)$. Analogous to the arguments in Lemma 13, we can follow with the intercept theorem, that $\lambda' = \lambda'' \cdot (1 - \varepsilon) = \lambda \cdot \frac{\tau}{4 \cdot (V + \tau)} \cdot (1 - \varepsilon)$. ◀

► **Lemma 43.** *Let \mathcal{P} be a λ -contracting gathering protocol with viewing range of V . $\text{UBG}^V(t)$ stays connected while executing \mathcal{P}^{cl} .*

Proof. If the $\text{UBG}^V(t)$ is connected in the initial configuration, it will stay connected while executing \mathcal{P}_τ (Lemma 33). Because of the semi-synchronous environment, we know that r_i, r_k with $|p_i(t) - p_k(t)| \leq V$ implies $|\text{target}_i^{\mathcal{P}_\tau}(t) - \text{target}_k^{\mathcal{P}_\tau}(t)| \leq V$ and $|\text{target}_i^{\mathcal{P}_\tau}(t) - p_k(t)| \leq V$, respectively $|p_i(t) - \text{target}_k^{\mathcal{P}_\tau}(t)| \leq V$ (in case r_k , respectively r_i , is inactive in round t and $p_k(t) = p_k(t + 1)$). If both endpoints of both collision vectors $\text{colvec}_i^{\mathcal{P}_\tau}(t)$ and $\text{colvec}_k^{\mathcal{P}_\tau}(t)$ are pairwise at a distance $\leq V$, all points on both vectors are pairwise at a distance $\leq V$. For all robots $\text{target}_i^{\mathcal{P}^{cl}}(t) \in \text{colvec}_i^{\mathcal{P}_\tau}(t)$ and therefore, $\text{UBG}^V(t)$ stays connected while executing \mathcal{P}^{cl} . ◀

B.2.4 Proof of Theorem 18

The theorem is stated with a more precise formulation but the same meaning as this section's beginning.

► **Theorem 18.** *Let $\frac{2}{3} \cdot V \geq \tau > 0$ and $0.5 > \varepsilon > 0$. For every λ -contracting gathering protocol \mathcal{P} there exists the protocol $\mathcal{P}^{cl}(\mathcal{P}, \tau, \varepsilon)$ with the following properties.*

- \mathcal{P}^{cl} is a collisionless λ' -contracting protocol with $\lambda' = \lambda \cdot \frac{\tau}{4 \cdot (V + \tau)} \cdot (1 - \varepsilon)$.
- Let V be the viewing range of \mathcal{P} . \mathcal{P}^{cl} has a viewing range of $V + \tau$.
- \mathcal{P}^{cl} results in a near-gathering with diameter $\leq \tau$ of all robots in $\frac{32 \cdot \pi \cdot \Delta^2}{\lambda'^2 \cdot \tau} \in \mathcal{O}(\Delta^2)$ epochs, if $\text{UBG}^V(0)$ is connected.

Proof. Lemma 40 states that \mathcal{P}^{cl} is collisionless and Lemma 42 that \mathcal{P}^{cl} is λ' -contracting with $\lambda' = \lambda \cdot \frac{\tau}{4 \cdot (V + \tau)} \cdot (1 - \varepsilon)$. If the $\text{UBG}^V(t)$ is connected in the initial configuration, it will stay connected while executing \mathcal{P}^{cl} (Lemma 43). By Lemma 19, it follows that the $\text{diam}_i(t) > \tau$ if $\text{diam}(t) > \tau$. This is the preliminary for Lemma 20, which can therefore be applied to \mathcal{P}^{cl} to show that after $\frac{32 \cdot \pi \cdot \Delta^2}{\lambda'^2 \cdot \tau}$ epochs a near-gathering happened. ◀