

# Test-Time Adaptation for Visual Document Understanding

Sayna Ebrahimi, Sercan Ö. Arık, Tomas Pfister  
 Google Cloud AI Research  
 {saynae, soarik, tpfister}@google.com

## Abstract

Self-supervised pretraining has been able to produce transferable representations for various visual document understanding (VDU) tasks. However, the ability of such representations to adapt to new distribution shifts at test-time has not been studied yet. We propose DocTTA, a novel test-time adaptation approach for documents that leverages cross-modality self-supervised learning via masked visual language modeling as well as pseudo labeling to adapt models learned on a *source* domain to an unlabeled *target* domain at test time. We also introduce new benchmarks using existing public datasets for various VDU tasks including entity recognition, key-value extraction, and document visual question answering tasks where DocTTA improves the source model performance up to 1.79% in (F1 score), 3.43% (F1 score), and 17.68% (ANLS score), respectively while drastically reducing calibration error on target data.

## 1 Introduction

Visual document understanding (VDU) is on extracting structured information from document pages represented in various visual formats. VDU relies on overall comprehension of the document content, as well as extracting local information from text, image, and layout modalities. Most VDU tasks including key-value extraction, form understanding, document visual question answering (VQA) are often tackled by self-supervised pretraining, followed by supervised fine-tuning using human-labeled data [1, 13, 57, 56, 24, 19]. This paradigm uses unlabeled data in a task-agnostic way during the pretraining stage and aims to achieve better generalization at various downstream tasks. However, once the pretrained model is fine-tuned with labeled data on *source* domain, a significant performance drop might occur if these models are directly applied to a new unseen *target* domain – a phenomenon known as *domain shift* [44, 45, 35].

The domain shift problem is commonly encountered in real-world VDU scenarios where the training and test-time distributions are different. Fig. 1 shows some examples for key-value extraction across visually different document templates or visual question answering on documents with different types of information (figures, tables, letters, etc.). The domain gap and the resulting performance difference might reduce the stability and reliability of VDU models. This is highly undesirable for widespread adoption of VDU, especially given that the common use cases are for high-stakes applications from financial services, insurance, healthcare, or legal. Thus, the methods to robustly guarantee high accuracy against distribution shifts between source and target domains can be of significant impact. However, despite being a critical issue, to the best of our knowledge, no prior work has studied post-training domain adaptation in visually rich documents.

Unsupervised domain adaptation (UDA) methods attempt to mitigate the adverse effect of data shifts, often by training a joint model on the labeled source and unlabeled target domains that map both domains into a common feature space. However, simultaneous access to data from source and target domains may not be feasible for VDU due to privacy concerns associated with source data access,




Figure 1: Distribution shift examples for document samples from the proposed benchmark, DocVQA-TTA. **Top row:** shows documents from four domains: (i) Emails & Letters, (ii) Figures & Diagrams, (iii) Layout, (iv) Tables & Lists, from our VQA benchmark derived from DocVQA dataset [34]. **Bottom left:** documents from source and target domains for key-value information extraction task from SROIE [20] receipt dataset. **Bottom right:** documents from source and target domains for named entity recognition task from FUNSD [22] dataset.

given legal, technical, and contractual constraints. In addition, the training and serving may be done in different computational environments, and thus, the expensive computational resources used for training may not be available. Test-time adaptation (TTA) (or source-free domain adaptation) has been also introduced to adapt a model that is trained on the source to unseen target data, without using any source data [28, 53, 49, 52, 4, 18]. Existing TTA methods have mainly focused on image classification and semantic segmentation tasks, while VDU remains unexplored, despite the clear motivations of the distribution shift and challenges for the employment of standard UDA.

Since VDU significantly differs from other computer vision tasks, applying existing TTA methods in a straightforward manner is suboptimal. First, in VDU, information is extracted from multiple modalities (including image, text, and layout) unlike other computer vision tasks. Therefore, a TTA approach proposed for VDU should leverage cross-modal information for better adaptation. Second, multiple outputs (e.g. entities or questions) are obtained from the same document, creating the scenario that their similarity in some aspects (e.g. in document format or context) can be utilized. However, this may not be utilized in a beneficial way with direct application of popular pseudo labeling or self training-based TTA approaches [25], which have gained a lot of attention in computer vision [28, 29, 4, 52]. Pseudo labeling uses predictions on unlabeled target data for training. However, in VDU, naive pseudo labeling can result in quick accumulation of error due to generation of multiple outputs at the same time that are possibly wrong in the beginning, as each sample can contain a long sequence of words. Third, as we empirically show in Sec. 5.1, the domain gap in VDU results in not only bad performance on the target domain, but also in a highly miscalibrated model. In the commonly-used calibration metric expected calibration error (ECE) [39], we show that VDU models are an order of magnitude more miscalibrated compared to the commonly-used image classification benchmarks [4]. Therefore, it is important to have a judiciously-designed pseudo labeling selection mechanism to increase the probability of choosing correct pseudo labels. Fourth, commonly-used self-supervised contrastive-based TTA methods in computer vision [15, 6, 5, 50] (that are known to increase generalization) employ a rich set of image augmentation techniques, while data augmentation is much more challenging to propose for general VDU.

In this paper, we propose DocTTA, a novel TTA method for VDU that utilizes self-supervised learning on text and layout modalities using masked visual language modeling (MVLM) while jointly optimizing with pseudo labeling. We introduce a new uncertainty-aware per-batch pseudo labeling selection mechanism, which makes more accurate predictions compared to the commonly-used

pseudo labeling techniques [28, 4]. While our main focus in this paper is the TTA setting, we showcase a special form of DocTTA where access to source data is granted at test time, extending our approach to be applicable for unsupervised domain adaptation, called DocUDA. Moreover, in order to evaluate DocTTA diligently and facilitate future research in this direction, we introduce new benchmarks for various VDU tasks including key-value extraction, entity recognition, and document visual question answering (DocVQA) using publicly available datasets by modifying them to mimic real-world adaptation scenarios. We show DocTTA significantly improves source model performance at test-time on all VDU tasks without any supervision while remarkably reducing the calibration error on target data. To our knowledge, our paper is the first to demonstrate TTA and UDA for VDU applications, showing the significant accuracy gain potential via adaptation. We expect our work to open new horizons for future research in VDU and real-world deployment in applications.

## 2 Related work

**Unsupervised domain adaptation** aims to improve the performance on a different target domain, for a model trained on the source domain. UDA approaches for closed-set adaptation (where classes fully overlap between the source and target domains) can be categorized into four categories: (i) distribution alignment-based, (ii) reconstruction-based, and (iii) adversarial based, and (iv) pseudo-labeling based. Distribution alignment-based approaches feature aligning mechanisms, such as moment matching [43] or maximum mean discrepancy [31, 51]. Reconstruction-based approaches reconstruct source and target data with a shared encoder while performing supervised classification on labeled data [12], or use cycle consistency to further improve domain-specific reconstruction [37, 17]. Inspired by GANs, adversarial learning based UDA approaches use adversarial two-player games to disentangle domain invariant and domain specific features [11, 32, 48]. Pseudo-labeling (or self-training) approaches jointly optimize a model on the labeled source and pseudo-labeled target domains for adaptation [23, 30, 9]. Overall, all UDA approaches need to access both labeled source data and unlabeled target data during the adaptation which is a special case for the more challenging setting of TTA and we show how our approach can be modified to be used for UDA.

**Test-Time adaptation** corresponds to source-free domain adaptation, that focuses on the more challenging setting where only source model and unlabeled target data are available. The methods often employ an unsupervised or self-supervised cost function. TENT [53] utilizes entropy minimization for fully test-time adaptation which encourages the model to become more “certain” on target predictions regardless of their correctness. In the beginning of the training when predictions tend to be inaccurate, entropy minimization can lead to error accumulation since VDU models create a long sequence of outputs per every document resulting in a noisy training. SHOT [28] combines mutual information maximization with offline clustering-based pseudo labeling. However, similar to TENT, using simple offline pseudo-labeling can lead to noisy training and poor performance when the distribution shifts are large [4, 30, 46, 36]. We also use pseudo labeling in DocTTA but we propose online updates per batch for pseudo labels, as the model adapts to test data. We also equip our method with a pseudo label rejection mechanism using uncertainty, to ensure the negative effects of predictions that are likely to be inaccurate. Majority of recent TTA approaches in image classification use contrastive learning combined with extra supervision for adaptation [55, 18, 52, 4]. In contrastive learning the idea is to jointly maximize the similarity between representations of augmented views of the same image while minimizing the similarity between representations of other samples). All these methods rely on self-supervised learning that utilize data augmentation techniques, popular in computer vision while not yet being effective for VDU. While we advocate for using SSL during TTA, we propose to employ SSL in different ways that are more effective for VDU, such as masked language modeling [8].

**Self-supervised pretraining for VDU** aims to learn generalizable representations on large scale unlabeled data to improve downstream VDU accuracy [1, 13, 57, 56, 24, 19]. LayoutLM [57] jointly models interactions between text and layout information using a masked visual-language modeling objective and performs supervised multi-label document classification on IIT-CDIP dataset [26]. LayoutLMv2 [56] extends it by training on image modality as well, and optimizing text-image alignment and text-image matching objective functions. DocFormer [1] is another multi-modal transformer based architecture that uses text, vision and spatial features and combines them using multi-modal self-attention with a multi-modal masked language modeling (MM-MLM) objective (as a modified version of MLM in BERT [8]), an image reconstruction L1 loss, and a text describing



recognition task, labels correspond to the set of classes that denote the extracted text; for the key-value extraction task, labels are values for predefined keys; and for the VQA task, labels are the starting and ending positions of the answer presented in the document for the given question. We assume closed-set TTA, where the source and target domains share the same class labels  $\mathcal{Y}_s = \mathcal{Y}_t = \mathcal{Y}$  with  $|\mathcal{Y}| = C$  total number of classes.

---

**Algorithm 1** DocTTA for closed-set TTA in VDU

---

- 1: **Input:** Source model weights  $\theta_s$ , target documents  $\{x_t^i\}_{i=1}^{n_t}$ , test-time training epochs  $n_e$ , test-time training learning rate  $\alpha$ , uncertainty threshold  $\gamma$
  - 2: **Initialization:** Initialize target model  $f_{\theta_t}$  with  $\theta_s$  weights.
  - 3: **for**  $epoch = 1$  to  $n_e$  **do**
  - 4:   Perform masked visual-language modeling in Eq. 1
  - 5:   Generate pseudo labels and accept a subset using criteria in Eq. 3 and fine-tune with Eq. 2
  - 6:   Maximize diversity in pseudo label predictions Eq. 4
  - 7:    $\theta_t \leftarrow \theta_t - \alpha \nabla \mathcal{L}_{\text{DocTTA}}$   $\triangleright$  Update  $\theta_t$  via total loss in Eq. 5
  - 8: **end for**
- 

### 3.2 DocTTA objective functions

In order to adapt  $f_t$  in DocTTA, we propose three objectives to optimize on the unlabeled target data:

**Objective I: masked visual language modeling (MVLM).** Inspired by masked language modeling in BERT [8] and MVLM used in [56] to perform self-supervised pretraining, we propose to employ MVLM at test time to encourage the model to learn better the text representation of the test data given 2D positions and other text tokens. The intuition behind using this objective for TTA is to enable the target model to learn the language modality of the new data given visual cues and thereby bridging the gap between the different modalities on the target domain. To do so, we randomly mask 15% of input text tokens among which 80% are replaced by a special token [MASK] and the remaining tokens are replaced by a random word from the entire vocabulary. The model is then trained to recover the masked tokens while the layout information remains fixed. To do so, the output representations of masked tokens from the encoder are fed into a classifier which outputs logits over the whole vocabulary, to minimize the negative log-likelihood of correctly recovering masked text tokens  $x_m^T$  given masked image tokens  $x^I$  and masked layout  $x^B$ :

$$\mathcal{L}_{MVLM}(\theta_t) = -\mathbb{E}_{x_t \in \mathcal{X}_t} \sum_m \log p_{\theta_t}(x_{t_m}^T | x_t^I, x_t^B). \quad (1)$$

**Objective II: self training with pseudo labels.** While optimizing MVLM loss during the adaptation, we also generate pseudo labels for the unlabeled target data in an online way and treat them as ground truth labels to perform supervised learning on the target domain. Unlike previous pseudo labeling-based approaches for TTA in image classification which update pseudo labels only after each epoch [28, 29, 52], we generate hard pseudo labels per batch aiming to use the latest version of the model for predictions. In addition, unlike prior works, we do not use a clustering mechanism to generate pseudo labels as they will be computationally expensive for documents. Instead, we directly use predictions by the model. However, simply using all the predictions would lead to noisy pseudo labels. Inspired by [46], in order to prevent noisy pseudo labels, we employ an uncertainty-aware selection mechanism to select the subset of pseudo labels with low uncertainty. Note that in [46], pseudo labeling is used as a semi-supervised learning approach and the selection criteria is based on both thresholding confidence and using MC-Dropout [10] as the measure of uncertainty. We also extend these analyses in Sec 5.1 for VDU. However, we empirically observe that raw confidence values (when taken as the posterior probability output from the model) are overconfident despite being right or wrong (see Sec. 5.1). Setting a threshold on pseudo labels' confidence only introduces a new hyperparameter without a performance gain (see Sec. 5.1). Instead, to select the predictions we propose to only use uncertainty, in the form of Shannon's entropy [47]. We also expect this selection mechanism leads to reducing miscalibration due to the direct relationship between the ECE and output prediction uncertainty, i.e. when more certain predictions are selected, ECE is expected to reduce for the selected subset of pseudo labels. Assume  $\mathbf{p}^{(i)}$  be the output probability vector of the target sample  $x_t^{(i)}$  such that  $p_c^{(i)}$  denotes the probability of class  $c$  being the correct class. We select



a pseudo label  $\tilde{y}_c^{(i)}$  for  $x_t^{(i)}$  if the uncertainty of the prediction  $u(p_c^{(i)})$ , measured with Shannon’s entropy, is below a specific threshold  $\gamma$  and we update  $\theta_t$  weights with a cross-entropy loss:

$$\tilde{y}_c^i = \mathbb{1}[u(p_c^{(i)}) \leq \gamma], \quad (2)$$

$$\mathcal{L}_{CE}(\theta_t) = -\mathbb{E}_{x_t \in \mathcal{X}_t} \sum_{c=1}^C \tilde{y}_c \log \sigma(f_t(x_t)), \quad (3)$$

where  $\sigma(\cdot)$  is the softmax function.

**Objective III: diversity objective.** To prevent the model from indiscriminately trusting the most probable class label based on pseudo labels, we encourage class diversification in predictions by minimizing the following objective:

$$\mathcal{L}_{DIV} = \mathbb{E}_{x_t \in \mathcal{X}_t} \sum_{c=1}^C \bar{p}_c \log \bar{p}_c, \quad (4)$$

where  $\bar{p} = \mathbb{E}_{x_t \in \mathcal{X}_t} \sigma(f_t(x_t))$  is the output embedding of the target model averaged over target data.

By combining Eqs. 1, 2, and 4, we obtain the full objective function in DocTTA as below:

$$\mathcal{L}_{\text{DocTTA}} = \mathcal{L}_{MVL\text{M}} + \mathcal{L}_{CE} + \mathcal{L}_{DIV}. \quad (5)$$

### 3.3 DocTTA vs. DocUDA

The proposed DocTTA framework can be extended as a UDA approach, which we refer to as DocUDA (see Appendix for algorithm and details), by enabling access to source data during adaptation to the target. In principle, the availability of this extra information of source data provides can provide an advantage over TTA, however, as we show in our experiments, their difference is small in most cases, and even TTA can be superior when source domain is significantly smaller than the target domain and the distribution gap is large, highlighting the efficacy of our DocTTA approach in adapting without relying on already-seen source data. The UDA version comes with fundamental drawbacks. From the privacy perspective, there are issues associated with accessing or storing source data in deployment environments, especially given that VDU applications are often from privacy-sensitive domains like legal or finance. From the computational perspective, UDA yields longer convergence time and higher memory requirements due to joint learning from source data. Especially given that state-of-the-art VDU models are large in size, this may become a major consideration in practice.

## 4 DocTTA benchmarks

To better highlight the impact of distribution shifts and to study the methods that are robust against them, we introduce new benchmarks for VDU. Our benchmark datasets are constructed from existing popular and publicly-available VDU data to mimic real-world challenges.

### 4.1 FUNSD-TTA: Entity recognition adaptation benchmark

We consider FUNSD [22] dataset for this benchmark which is a noisy form understanding collection with 9707 semantic entities and 31,485 words with 4 categories of entities `question`, `answer`, `header`, and `other`, where each category (except `other`) is either the beginning or the intermediate word of a sentence. Therefore, in total, we have 7 class labels. We first combine the original training and test splits and then manually divide them into two groups. We set aside 149 forms that are filled with more texts for the source domain and put 50 forms that are sparsely filled for the target domain. We randomly choose 10 out of 149 documents for validation, and the remaining 139 for training. Fig. 1 (bottom row on the right) shows some examples from the source and target domains.

### 4.2 SROIE-TTA: Key-value extraction adaptation benchmark

We use SROIE [20] dataset with 9 classes in total. Similar to FUNSD, we first combine the original training and test splits. Then, we manually divide them into two groups based on their visual appearance – source domain with 600 documents contains standard-looking receipts with proper angle of view and clear black ink color. We use 37 documents from this split for *validation*, which we use to tune adaptation hyperparameters. Note that the validation split does not overlap with the target domain which has 347 receipts with slightly blurry look, rotated view, colored ink, and large empty margins. Fig. 1 (bottom row on the left) exemplifies documents from the source and target domains.

Table 1: F1 score results for adapting source to target in **FUNSD-TTA** and **SROIE-TTA** benchmarks. Availability of the labeled/unlabeled data from source/target domains during *adaptation* in UDA and TTA settings and *training* phase in source-only and train-on-target settings are marked.

DA category	Methods	Labeled source data	Labeled target data	Unlabeled target data	FUNSD-TTA	SROIE-TTA
-	Source-only	✓	×	×	80.80	92.45
UDA	DANN	✓	×	✓	82.54	92.89
	CDAN	✓	×	✓	83.72	93.36
	<b>DocUDA (ours)</b>	✓	×	✓	<b>89.76</b>	<b>97.38</b>
TTA	BN [21, 38]	×	×	✓	80.84	92.41
	TENT [53]	×	×	✓	79.78	92.42
	SHOT [28]	×	×	✓	80.89	92.78
	<b>DocTTA (ours)</b>	×	×	✓	<b>84.23</b>	<b>94.34</b>
-	Train-on-target	×	✓	×	99.89	100.0

### 4.3 DocVQA-TTA: Document VQA adaptation benchmark

We use DocVQA [34], a large-scale VQA dataset with nearly 20 different types of documents including scientific reports, letters, notes, invoices, publications, tables, etc. The original training and validation splits contain questions from all of these document types. However, for the purpose of creating an adaptation benchmark, we select 4 *domains* of documents: i) *Emails & Letters* (**L**), ii) *Tables & Lists* (**T**), iii) *Figure & Diagrams* (**F**), and iv) *Layout* (**L**). Since DocVQA doesn’t have public meta-data to easily sort all documents with their questions, we use a simple keyword search to find our desired categories of questions and their matching documents. We use the same words in domains’ names to search among questions (i.e., we search for the words of “email” and “letter” for *Emails & Letters* domain). However, for *Layout* domain, our list of keywords is [“top”, “bottom”, “right”, “left”, “header”, “page number”] which identifies questions that are querying information from a specific location in the document. Among the four domains, **L** and **E** have the shortest gap because emails/letters have structured layouts and extracting information from them requires understanding relational positions. For example, the name and signature of the sender is usually at the bottom or date is usually mentioned at the top left. However, **F** and **T** domains seem to have larger gaps with other domains as we suspect learning to answer questions regarding figures or tables, requires the model to understand local information withing the list or table. Fig. 1 (top row) exemplifies some documents with their questions from each domain. Number of documents in each domain is given in Appendix.

## 5 Experiments

**Evaluation metrics.** For entity recognition and key-value extraction tasks, we use entity-level F1 score as the evaluation metric, whereas for the document VQA task, we use Average Normalized Levenshtein Similarity (ANLS) introduced by [2] (as it is recognized as a better measure compared to accuracy since it doesn’t penalize minor text mismatches due to OCR errors).

**Model architecture:** In all experiments, we use LayoutLMv2<sub>BASE</sub> architecture which has a 12-layer 12-head transformer encoder with a hidden size of 768. Its visual backbone is based on ResNeXt101-FPN, similar to that of MaskRCNN [16]. Overall, it has  $\sim 200$ M parameters. We note that our approach is architecture independent and hence applicable to any attention-based VDU model. Details on training and hyper parameter tuning are provided in Appendix.

**Baselines.** As our method is the first approach proposed for TTA in VDU tasks, there is no baseline to compare directly. Thus, we adopt TTA and UDA approaches from image classification, as they can be applicable for VDU given that they do not depend on augmentation techniques, contrastive learning, or generative modeling. For UDA, we use the baselines **DANN** [11] and **CDAN** [32] and for TTA, we use the baselines batch normalization **BN** [21, 38], **TENT** [53], and **SHOT** [28]. We also provide **source-only**, where the model trained on source and evaluated on target without any

adaptation mechanism, and **train-on-target**, where the model is trained (and tested) on target domain using the exact same hyperparameters used for TTA (which are found on the validation set and might not be the most optimal values for target data). While these two baselines don’t adhere to any domain adaptation setting, they can be regarded as the ultimate lower and upper bound for performance.

## 5.1 Results and Discussions

**FUNSD-TTA:** Table 1 shows the comparison between DocTTA and DocUDA with their corresponding TTA and UDA baselines. For UDA, DocUDA outperforms all other UDA baselines by a large margin, and improves 8.96% over the source-only. For the more challenging setting of TTA, DocTTA improves the F1 score of the source-only model by 3.43%, whereas the performance gain by all the TTA baselines is less than 0.5%. We also observe that DocTTA performs slightly better than other UDA baselines DANN and CDAN, which is remarkable given that unlike those, DocTTA does not have access to the source data at test time.

**SROIE-TTA:** Table 1 shows the comparison between UDA and TTA baselines vs. DocUDA and DocTTA on SROIE-TTA benchmark. Similar to our findings for FUNSD-TTA, DocUDA and DocTTA outperform their corresponding baselines, where DocTTA can even surpass DANN and CDAN (which use source data at test time). Comparison of DocUDA and DocTTA shows that for small distribution shifts, UDA version of our framework results in better performance.

**DocVQA-TTA** Table 2 shows the results on our DocVQA-TTA benchmark, where the ANLS scores are obtained by adapting each domain to all the remaining ones. The distribution gap between domains on this benchmark is larger compared to FUNSD-TTA and SROIE-TTA benchmarks. Hence, we also see a greater performance improvement by using TTA/UDA across all domains and methods. For the UDA setting, DocUDA consistently outperforms adversarial-based UDA methods by a large margin, underlining the superiority of self-supervised learning and pseudo labeling in leveraging labeled and unlabeled data at test time. Also in the more challenging TTA setting, DocTTA consistently achieves the highest gain in ANLS score of at least 2.57% increase on  $E \rightarrow F$  and up to 17.68% on  $F \rightarrow E$ . Moreover, DocTTA significantly outperforms DANN on all domains and CDAN on 11 out of 12 adaptation scenarios, even though it does not utilize source data at test time. This demonstrates the efficacy of joint online pseudo labeling with diversity maximization and masked visual learning. Between DocUDA and DocTTA, it is expected that DocUDA performs better than DocTTA due to having extra access to source domain data. However, we observe three exceptions where DocTTA surpasses DocUDA by 1.13%, 0.79%, and 2.16% in ANLS score on  $E \rightarrow F$  and  $T \rightarrow F$ , and  $L \rightarrow F$ , respectively. We attribute this to: i) target domain ( $F$ ) dataset size being relatively small, and ii) large domain gap between source and target domains. The former can create an imbalanced distribution of source and target data, where the larger split (source data) dominates the learned representation. This effect is amplified due to (ii) because the two domains aren’t related and the joint representation is biased in favor of the labeled source data. Another finding on this benchmark is that a source model trained on a domain with a small dataset generalizes less compared to the one with sufficiently-large dataset but has a larger domain gap with the target domain. Results for train-on-target on each domain can shed light on this. When we use the domain with the smallest dataset ( $F$ ) as the source, each domain can only achieve its lowest ANLS score (39.70% on  $E$ , 24.77% on  $T$ , and 38.59% on  $L$ ) whereas with  $T$ , second smallest domain in dataset size in our benchmark (with 657 training documents), the scores obtained by train-on-target on  $E$  and  $L$  increases to 84.59% and 83.73%, respectively. Thus, even if we have access to entire target labeled data, the limitation of source domain dataset size is still present.

**Confidence calibration with DocTTA.** For reliable VDU deployments, confidence calibration can be very important, as it is desired to identify when the trained model can be trusted so that when it is not confident, a human can be consulted. In this section, we focus on model calibration and analyze how DocTTA affects it. Fig. 4 compares model calibration before and after DocTTA for ‘starting position index of an extracted answer’ in documents. We illustrate calibration with reliability diagram [7, 40], confidence histograms [14], and the ECE metric. The reliability diagram shows the expected accuracy as a function of confidence. We first group the predictions on target domain into a set of bins (we used 10). For each bin, we then compute the average confidence and accuracy and visualize them (top red plots in Fig. 4). The closer the bars are to the diagonal line, the more calibrated the model would be. It is observed that calibration improves with DocTTA. From this



Table 2: ANLS scores for adapting between domains in **DocVQA-TTA** benchmark.

Source:	Emails&Letters (E)			Figures&Diagrams (F)			Tables&Lists (T)			Layout (L)		
Target:	F	T	L	E	T	L	E	F	L	E	F	T
Source-only	37.79	25.59	38.25	5.23	7.03	3.65	13.66	20.48	14.58	53.55	33.36	33.43
DANN [11]	38.94	27.22	40.23	15.43	9.34	7.45	17.67	22.19	17.67	54.55	33.87	33.58
CDAN [32]	39.08	29.33	41.29	16.99	11.32	10.23	27.87	25.23	27.66	56.82	34.27	34.81
<b>DocUDA (ours)</b>	<b>39.23</b>	<b>43.54</b>	<b>57.99</b>	<b>24.21</b>	<b>15.76</b>	<b>20.45</b>	<b>53.19</b>	<b>29.91</b>	<b>47.81</b>	<b>61.09</b>	<b>34.85</b>	<b>41.80</b>
BN [21, 38]	38.10	26.89	38.23	7.32	8.56	9.35	15.13	22.24	15.65	53.23	33.67	33.55
TENT [53]	38.34	26.42	40.45	12.38	7.34	11.29	16.01	20.23	15.02	53.34	33.59	34.55
SHOT [28]	38.98	27.55	39.15	14.34	10.10	13.21	22.56	24.33	19.15	56.23	34.56	35.65
<b>DocTTA (ours)</b>	<b>40.36</b>	<b>35.28</b>	<b>49.35</b>	<b>22.91</b>	<b>15.67</b>	<b>16.01</b>	<b>35.67</b>	<b>30.70</b>	<b>26.32</b>	<b>59.84</b>	<b>37.01</b>	<b>39.10</b>
Train-on-target	95.28	93.54	95.01	39.70	24.77	38.59	84.59	70.66	83.73	92.32	91.36	93.41

Method	F	T	L
Source-only	37.79	25.59	38.25
DocTTA, conf.	32.67	21.50	6.71
DocTTA, conf. & unc.	39.45	28.47	47.50
DocTTA, no $\mathcal{L}_{MVL M}$	35.66	25.72	45.88
DocTTA, no $\mathcal{L}_{DIV}$	34.32	25.17	46.36
DocTTA, no pseudo labeling	33.61	23.43	15.89
<b>DocTTA</b>	<b>40.36</b>	<b>35.28</b>	<b>49.35</b>

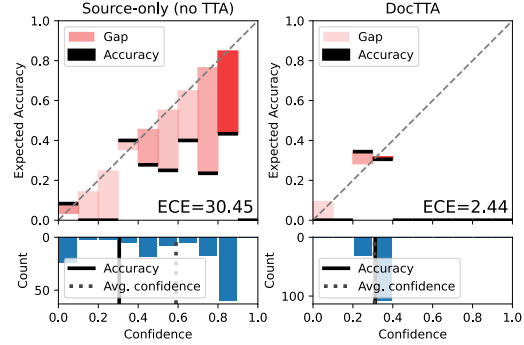
 Table 3: Ablation analysis on adapting from E to F, T, L in our DocVQA-TTA benchmark with different components including pseudo labeling,  $\mathcal{L}_{MVL M}$ ,  $\mathcal{L}_{DIV}$ , and pseudo label selection mechanism using confidence only or together with uncertainty.


Table 4: Reliability diagrams (top, in red) and confidence histograms (bottom, in blue) and ECE values (lower better) before (left) and after (right) DocTTA.

plot, we can also measure ECE as a summary metric (the lower, the better calibration). DocTTA on  $E \rightarrow L$  yields significantly lower ECE, from 30.45 to 2.44. Although the reliability diagram can explain model’s calibration well, it does not show the portion of samples at a given bin. Thus, we use confidence histograms (see bottom of Fig. 4) where the gap between accuracy and average confidence is indicative of calibration. Before adaptation, the model tends to be overconfident whereas, after adaptation with DocTTA, the gap becomes drastically smaller and nearly overlaps. Results for the remaining domains are shown in Appendix.

**Ablation studies.** We compare the impact of different constituents of our methods on DocVQA-TTA benchmark using a model trained on Emails&Letters domain and adapted to other three domains. Table 3 shows that pseudo labeling selection mechanism plays an important role and using confidence scores to accept pseudo labels results in the poorest performance, much below the source-only ANLS values and even worse than not using pseudo labeling. On the other hand, using uncertainty and raw confidence together to select pseudo labels yields the closest performance to that of the full (best) method (details are provided in Appendix). MVLM loss and diversity maximization criteria have similar impact on DocTTA’s performance.

## 6 Conclusion

We introduces TTA for VDU tasks for the first time: DocTTA, a novel TTA approach for closed-set DA along with new realistic adaptation benchmarks for common VDU tasks such as entity recognition, key-value extraction, and document VQA. DocTTA starts from a pretrained model on the source domain and uses online pseudo labeling along with masked visual language modeling and diversity maximization on the unlabeled target domain. We propose an uncertainty-based online pseudo labeling selection mechanism that generates significantly more accurate pseudo labels in a per-batch basis. We show DocTTA not only surpassed state-of-the-art TTA approaches adapted from computer vision on our benchmarks, but also has significantly better model calibration compared to models trained on source only.

## References

- [1] Srikar Appalaraju, Bhavan Jasani, Bhargava Urala Kota, Yusheng Xie, and R Manmatha. Doc-former: End-to-end transformer for document understanding. In *Proceedings of the IEEE/CVF International Conference on Computer Vision*, pages 993–1003, 2021.
- [2] Ali Furkan Biten, Ruben Tito, Andres Mafla, Lluís Gomez, Marçal Rusinol, Minesh Mathew, CV Jawahar, Ernest Valveny, and Dimosthenis Karatzas. Icdar 2019 competition on scene text visual question answering. In *2019 International Conference on Document Analysis and Recognition (ICDAR)*, pages 1563–1570. IEEE, 2019.
- [3] Zhangjie Cao, Mingsheng Long, Jianmin Wang, and Michael I Jordan. Partial transfer learning with selective adversarial networks. In *Proceedings of the IEEE conference on computer vision and pattern recognition*, pages 2724–2732, 2018.
- [4] Dian Chen, Dequan Wang, Trevor Darrell, and Sayna Ebrahimi. Contrastive test-time adaptation. In *CVPR*, 2022.
- [5] Ting Chen, Simon Kornblith, Mohammad Norouzi, and Geoffrey Hinton. A simple framework for contrastive learning of visual representations. In *International conference on machine learning*, pages 1597–1607. PMLR, 2020.
- [6] Xinlei Chen, Haoqi Fan, Ross Girshick, and Kaiming He. Improved baselines with momentum contrastive learning. *arXiv preprint arXiv:2003.04297*, 2020.
- [7] Morris H DeGroot and Stephen E Fienberg. The comparison and evaluation of forecasters. *Journal of the Royal Statistical Society: Series D (The Statistician)*, 32(1-2):12–22, 1983.
- [8] Jacob Devlin, Ming-Wei Chang, Kenton Lee, and Kristina Toutanova. Bert: Pre-training of deep bidirectional transformers for language understanding. *arXiv preprint arXiv:1810.04805*, 2018.
- [9] Geoffrey French, Michal Mackiewicz, and Mark Fisher. Self-ensembling for visual domain adaptation. *arXiv preprint arXiv:1706.05208*, 2017.
- [10] Yarín Gal and Zoubin Ghahramani. Dropout as a bayesian approximation: Representing model uncertainty in deep learning. In *international conference on machine learning*, pages 1050–1059. PMLR, 2016.
- [11] Yaroslav Ganin and Victor Lempitsky. Unsupervised domain adaptation by backpropagation. In *International conference on machine learning*, pages 1180–1189. PMLR, 2015.
- [12] Muhammad Ghifary, W Bastiaan Kleijn, Mengjie Zhang, David Balduzzi, and Wen Li. Deep reconstruction-classification networks for unsupervised domain adaptation. In *European conference on computer vision*, pages 597–613. Springer, 2016.
- [13] Jiuxiang Gu, Jason Kuen, Vlad I Morariu, Handong Zhao, Rajiv Jain, Nikolaos Barmpalios, Ani Nenkova, and Tong Sun. Unidoc: Unified pretraining framework for document understanding. In M. Ranzato, A. Beygelzimer, Y. Dauphin, P.S. Liang, and J. Wortman Vaughan, editors, *Advances in Neural Information Processing Systems*, volume 34, pages 39–50. Curran Associates, Inc., 2021.
- [14] Chuan Guo, Geoff Pleiss, Yu Sun, and Kilian Q Weinberger. On calibration of modern neural networks. In *International Conference on Machine Learning*, pages 1321–1330. PMLR, 2017.
- [15] Kaiming He, Haoqi Fan, Yuxin Wu, Saining Xie, and Ross Girshick. Momentum contrast for unsupervised visual representation learning. In *Proceedings of the IEEE/CVF conference on computer vision and pattern recognition*, pages 9729–9738, 2020.
- [16] Kaiming He, Georgia Gkioxari, Piotr Dollár, and Ross Girshick. Mask r-cnn. In *Proceedings of the IEEE international conference on computer vision*, pages 2961–2969, 2017.

- [17] Judy Hoffman, Eric Tzeng, Taesung Park, Jun-Yan Zhu, Phillip Isola, Kate Saenko, Alexei Efros, and Trevor Darrell. CyCADA: Cycle-consistent adversarial domain adaptation. In Jennifer Dy and Andreas Krause, editors, *Proceedings of the 35th International Conference on Machine Learning*, volume 80 of *Proceedings of Machine Learning Research*, pages 1989–1998. PMLR, 10–15 Jul 2018.
- [18] Jiaying Huang, Dayan Guan, Aoran Xiao, and Shijian Lu. Model adaptation: Historical contrastive learning for unsupervised domain adaptation without source data. *Advances in Neural Information Processing Systems*, 34, 2021.
- [19] Yupan Huang, Tengchao Lv, Lei Cui, Yutong Lu, and Furu Wei. Layoutlmv3: Pre-training for document ai with unified text and image masking. *arXiv preprint arXiv:2204.08387*, 2022.
- [20] Zheng Huang, Kai Chen, Jianhua He, Xiang Bai, Dimosthenis Karatzas, Shijian Lu, and CV Jawahar. Icdar2019 competition on scanned receipt ocr and information extraction. In *2019 International Conference on Document Analysis and Recognition (ICDAR)*, pages 1516–1520. IEEE, 2019.
- [21] Sergey Ioffe and Christian Szegedy. Batch normalization: Accelerating deep network training by reducing internal covariate shift. In *International conference on machine learning*, pages 448–456. PMLR, 2015.
- [22] Guillaume Jaume, Hazim Kemal Ekenel, and Jean-Philippe Thiran. Funsd: A dataset for form understanding in noisy scanned documents. In *2019 International Conference on Document Analysis and Recognition Workshops (ICDARW)*, volume 2, pages 1–6. IEEE, 2019.
- [23] Ananya Kumar, Tengyu Ma, and Percy Liang. Understanding self-training for gradual domain adaptation. In *International Conference on Machine Learning*, pages 5468–5479. PMLR, 2020.
- [24] Chen-Yu Lee, Chun-Liang Li, Timothy Dozat, Vincent Perot, Guolong Su, Nan Hua, Joshua Ainslie, Renshen Wang, Yasuhisa Fujii, and Tomas Pfister. Formnet: Structural encoding beyond sequential modeling in form document information extraction. *arXiv preprint arXiv:2203.08411*, 2022.
- [25] Dong-Hyun Lee et al. Pseudo-label: The simple and efficient semi-supervised learning method for deep neural networks. In *Workshop on challenges in representation learning, ICML*, volume 3, page 896, 2013.
- [26] David Lewis, Gady Agam, Shlomo Argamon, Ophir Frieder, David Grossman, and Jefferson Heard. Building a test collection for complex document information processing. In *Proceedings of the 29th annual international ACM SIGIR conference on Research and development in information retrieval*, pages 665–666, 2006.
- [27] Peizhao Li, Jiuxiang Gu, Jason Kuen, Vlad I Morariu, Handong Zhao, Rajiv Jain, Varun Manjunatha, and Hongfu Liu. Selfdoc: Self-supervised document representation learning. In *Proceedings of the IEEE/CVF Conference on Computer Vision and Pattern Recognition*, pages 5652–5660, 2021.
- [28] Jian Liang, Dapeng Hu, and Jiashi Feng. Do we really need to access the source data? source hypothesis transfer for unsupervised domain adaptation. In *International Conference on Machine Learning (ICML)*, pages 6028–6039, 2020.
- [29] Jian Liang, Dapeng Hu, Yunbo Wang, Ran He, and Jiashi Feng. Source data-absent unsupervised domain adaptation through hypothesis transfer and labeling transfer. *IEEE Transactions on Pattern Analysis and Machine Intelligence (TPAMI)*, 2021. In Press.
- [30] Hong Liu, Jianmin Wang, and Mingsheng Long. Cycle self-training for domain adaptation. *Advances in Neural Information Processing Systems*, 34, 2021.
- [31] Mingsheng Long, Yue Cao, Jianmin Wang, and Michael Jordan. Learning transferable features with deep adaptation networks. In *International conference on machine learning*, pages 97–105. PMLR, 2015.

- [32] Mingsheng Long, Zhangjie Cao, Jianmin Wang, and Michael I Jordan. Conditional adversarial domain adaptation. *Advances in neural information processing systems*, 31, 2018.
- [33] Ilya Loshchilov and Frank Hutter. Decoupled weight decay regularization. *arXiv preprint arXiv:1711.05101*, 2017.
- [34] Minesh Mathew, Dimosthenis Karatzas, and CV Jawahar. Docvqa: A dataset for vqa on document images. In *Proceedings of the IEEE/CVF Winter Conference on Applications of Computer Vision*, pages 2200–2209, 2021.
- [35] Jose G Moreno-Torres, Troy Raeder, Rocío Alaiz-Rodríguez, Nitesh V Chawla, and Francisco Herrera. A unifying view on dataset shift in classification. *Pattern recognition*, 45(1):521–530, 2012.
- [36] Subhabrata Mukherjee and Ahmed Hassan Awadallah. Uncertainty-aware self-training for text classification with few labels. *arXiv preprint arXiv:2006.15315*, 2020.
- [37] Zak Murez, Soheil Kolouri, David Kriegman, Ravi Ramamoorthi, and Kyungnam Kim. Image to image translation for domain adaptation. In *Proceedings of the IEEE Conference on Computer Vision and Pattern Recognition*, pages 4500–4509, 2018.
- [38] Zachary Nado, Shreyas Padhy, D Sculley, Alexander D’Amour, Balaji Lakshminarayanan, and Jasper Snoek. Evaluating prediction-time batch normalization for robustness under covariate shift. *arXiv preprint arXiv:2006.10963*, 2020.
- [39] Mahdi Pakdaman Naeini, Gregory Cooper, and Milos Hauskrecht. Obtaining well calibrated probabilities using bayesian binning. In *Twenty-Ninth AAAI Conference on Artificial Intelligence*, 2015.
- [40] Alexandru Niculescu-Mizil and Rich Caruana. Predicting good probabilities with supervised learning. In *Proceedings of the 22nd international conference on Machine learning*, pages 625–632, 2005.
- [41] Pau Panareda Busto and Juergen Gall. Open set domain adaptation. In *Proceedings of the IEEE international conference on computer vision*, pages 754–763, 2017.
- [42] Adam Paszke, Sam Gross, Francisco Massa, Adam Lerer, James Bradbury, Gregory Chanan, Trevor Killeen, Zeming Lin, Natalia Gimelshein, Luca Antiga, et al. Pytorch: An imperative style, high-performance deep learning library. *Advances in neural information processing systems*, 32, 2019.
- [43] Xingchao Peng, Qinxun Bai, Xide Xia, Zijun Huang, Kate Saenko, and Bo Wang. Moment matching for multi-source domain adaptation. In *Proceedings of the IEEE International Conference on Computer Vision*, pages 1406–1415, 2019.
- [44] Joaquin Quiñonero-Candela, Masashi Sugiyama, Anton Schwaighofer, and N Lawrence. Co-variate shift and local learning by distribution matching, 2008.
- [45] Joaquin Quiñonero-Candela, Masashi Sugiyama, Anton Schwaighofer, and Neil D Lawrence. *Dataset shift in machine learning*. Mit Press, 2008.
- [46] Mamshad Nayeem Rizve, Kevin Duarte, Yogesh S Rawat, and Mubarak Shah. In defense of pseudo-labeling: An uncertainty-aware pseudo-label selection framework for semi-supervised learning. In *International Conference on Learning Representations*, 2021.
- [47] Claude Elwood Shannon. A mathematical theory of communication. *ACM SIGMOBILE mobile computing and communications review*, 5(1):3–55, 2001.
- [48] Rui Shu, Hung Bui, Hirokazu Narui, and Stefano Ermon. A DIRT-t approach to unsupervised domain adaptation. In *International Conference on Learning Representations*, 2018.
- [49] Yu Sun, Xiaolong Wang, Liu Zhuang, John Miller, Moritz Hardt, and Alexei A. Efros. Test-time training with self-supervision for generalization under distribution shifts. In *ICML*, 2020.

- [50] Yonglong Tian, Dilip Krishnan, and Phillip Isola. Contrastive multiview coding. In *European conference on computer vision*, pages 776–794. Springer, 2020.
- [51] Eric Tzeng, Judy Hoffman, Ning Zhang, Kate Saenko, and Trevor Darrell. Deep domain confusion: Maximizing for domain invariance. *arXiv preprint arXiv:1412.3474*, 2014.
- [52] Dequan Wang, Shaoteng Liu, Sayna Ebrahimi, Evan Shelhamer, and Trevor Darrell. On-target adaptation. *arXiv preprint arXiv:2109.01087*, 2021.
- [53] Dequan Wang, Evan Shelhamer, Shaoteng Liu, Bruno Olshausen, and Trevor Darrell. Tent: Fully test-time adaptation by entropy minimization. In *International Conference on Learning Representations*, 2021.
- [54] Yonghui Wu, Mike Schuster, Zhifeng Chen, Quoc V Le, Mohammad Norouzi, Wolfgang Macherey, Maxim Krikun, Yuan Cao, Qin Gao, Klaus Macherey, et al. Google’s neural machine translation system: Bridging the gap between human and machine translation. *arXiv preprint arXiv:1609.08144*, 2016.
- [55] Haifeng Xia, Handong Zhao, and Zhengming Ding. Adaptive adversarial network for source-free domain adaptation. In *Proceedings of the IEEE/CVF International Conference on Computer Vision*, pages 9010–9019, 2021.
- [56] Yang Xu, Yiheng Xu, Tengchao Lv, Lei Cui, Furu Wei, Guoxin Wang, Yijuan Lu, Dinei Florencio, Cha Zhang, Wanxiang Che, et al. Layoutlmv2: Multi-modal pre-training for visually-rich document understanding. *arXiv preprint arXiv:2012.14740*, 2020.
- [57] Yiheng Xu, Minghao Li, Lei Cui, Shaohan Huang, Furu Wei, and Ming Zhou. Layoutlm: Pre-training of text and layout for document image understanding. In *Proceedings of the 26th ACM SIGKDD International Conference on Knowledge Discovery & Data Mining*, pages 1192–1200, 2020.



# Appendix

## A Dataset details

### A.1 Licence

We use three publicly-available datasets to construct our benchmarks. These datasets can be downloaded from their original hosts under their terms and conditions:

- FUNSD [22] License, instructions to download, and term of use can be found at <https://guillaumejaume.github.io/FUNSD/work/>
- SROIE [20] License, instructions to download, and term of use can be found at <https://github.com/zzzDavid/ICDAR-2019-SROIE>
- DocVQA [34] License, instructions to download, and term of use can be found at <https://www.docvqa.org/datasets/doccvqa>

### A.2 Dataset splits

We provide the list of the documents in the *source* and *target* domains for our three benchmarks. Files are located at `Supplemental/TTA_Benchmarks/`. For FUNSD-TTA and SROIE-TTA, the validation splits have 10 and 39 documents, respectively, which are selected randomly using the seed number 42. Validation splits have a similar distribution as the source domain’s training data. When performing TTA, we use the target domain data without labels – the labels are only used for evaluation purposes. Table 6 and Table 7 show the statistics of documents on source and target domains in FUNSD-TTA and SROIE-TTA, respectively.

Table 5: Number of documents in the source and target domains in FUNSD-TTA and SROIE-TTA benchmarks. We use the validation set selected from the source domain to tune TTA algorithm’s hyper parameters.

Source Training	139
Source Validation	10
Source Evaluation, Target Training, Target Evaluation	50

Source Training	600
Source Validation	39
Source Evaluation, Target Training, Target Evaluation	347

For DocVQA-TTA benchmark, we always choose 10% of source domain data for validation using the same seed (42).

Table 8: Number of documents in each domain of our DocVQA-TTA benchmark.

	Layout (L)	Emails&Letters (E)	Tables&Lists (T)	Figures&Diagrams (F)
Source Training	1807	1417	592	150
Source Validation	200	157	65	17
Source Evaluation, Target Training, Target Evaluation	512	137	187	49

### A.3 Text embeddings and OCR annotations

For all the benchmarks, we use officially-provided OCR annotations for each datasets. For the tokenization process, we follow [56] where they used WordPiece [54] such that each token in the OCR text sequence is assigned to a certain segment of  $s_i \in \{[A], [B]\}$  prepended by  $[CLS]$  if it is the starting token and/or appended by  $[SEP]$  if it is the ending token of the sequence. In order to have a

fixed sequence length in each document, extra [PAD] tokens are appended to the end, if the sequence exceeds a maximum length threshold (512 in this work).

## B Experiments Details

### B.1 Training.

We use PyTorch [42] on Nvidia Tesla V100 GPUS for all the experiments. For **source training**, we use LayoutLMv2<sub>BASE</sub> pre-trained on IIT-CDIP dataset and fine-tune it with labeled source data on our desired task. For all VDU tasks, we build task-specific classifier head layers over the text embedding of LayoutLMv2<sub>BASE</sub> outputs. For entity recognition and key-value extraction tasks, we use the standard cross-entropy loss and for DocVQA task, we use the binary cross-entropy loss on each token to predict whether it is the starting/ending position of the answer or not. We use AdamW [33] optimizer and train source model with batch sizes of 32, 32, and 64 for 200, 200, and 70 epochs with a learning rate of  $5 \times 10^{-5}$  for entity recognition, key-value extraction, and DocVQA benchmarks, respectively with an exception of *Figures & Diagrams* domain on which we used a learning rate of  $10^{-5}$ . For BN and SHOT baselines, we followed SHOT implementation for image classification and added a fully connected layer with 768 hidden units, followed by a batch normalization layer right before the classification head.

**Uncertainty and confidence-aware pseudo labeling** For uncertainty-aware pseudo labeling, we set a threshold ( $\gamma$ ) above which pseudo labels are rejected to be used for training. Likewise, for confidence-aware pseudo labeling, we set a threshold for the output probability values for the predicted class *below* which pseudo labels are rejected. For the combination of the two, a pseudo label which has confidence (output probability) value above the threshold and uncertainty value (Shannon entropy) below the maximum threshold is chosen for self-training. We used confidence threshold of 0.95 and tuned the uncertainty threshold to be either 1.5 or 2 (see below).

### B.2 Hyper parameter tuning

We used a validation set (from source domain) in each benchmark for hyper parameter tuning. Although not optimal, it is more realistic to assume no access to any labeled data in the target domain. We used a simple grid search to find the optimal set of hyper parameters with the following search space:

- Learning rate  $\in \{10^{-5}, 2.5 \times 10^{-5}, 5 \times 10^{-5}\}$
- Weight decay  $\in \{0, 0.01\}$
- Batch size  $\in \{1, 4, 5, 8, 32, 40, 48, 64\}$
- Uncertainty threshold  $\gamma \in \{1.5, 2\}$

### B.3 Standard deviations

Here we show the standard deviations obtained over 3 seeds for results reported in Table 1, 2, 3 in Table 9, 10 (part I), 11 (part II), and 12, respectively.

## C Additional reliability diagrams

Figure 3 illustrates reliability diagrams for adapting from Emails & Letters to **T** and **F** domains in DocVQA-TTA benchmark (**E**  $\rightarrow$  **L** is shown in Fig. 4). We observe that DocTTA significantly reduces ECE (lower better) from Source-only performance.

Table 9: Standard deviations (in parentheses) for F1 score results for adapting source to target in **FUNSD-TTA** and **SROIE-TTA** benchmarks. Availability of the labeled/unlabeled data from source/target domains during *adaptation* in UDA and TTA settings and *training* phase in source-only and train-on-target settings are marked.

DA category	Methods	Labeled source data	Labeled target data	Unlabeled target data	FUNSD-TTA	SROIE-TTA
-	Source-only	✓	×	×	80.80 (0.12)	92.45 (0.08)
UDA	DANN	✓	×	✓	82.54 (0.14)	92.89 (0.13)
	CDAN	✓	×	✓	83.72 (0.61)	93.36 (0.18)
	<b>DocUDA (ours)</b>	✓	×	✓	<b>89.76</b> (0.09)	<b>97.38</b> (0.15)
TTA	BN [21, 38]	×	×	✓	80.84 (0.93)	92.41 (0.45)
	TENT [53]	×	×	✓	79.78 (1.28)	92.42 (0.87)
	SHOT [28]	×	×	✓	80.89 (1.03)	92.78 (0.65)
	<b>DocTTA (ours)</b>	×	×	✓	<b>84.23</b> (0.88)	<b>94.34</b> (0.43)
-	Train-on-target	×	✓	×	99.89 (0.05)	100.0 (0.00)

Table 10: Standard deviations (in parentheses) for ANLS scores for adapting between domains in **DocVQA-TTA** benchmark (Part I).

Source:	Emails&Letters (E)			Figures&Diagrams (F)		
Target:	F	T	L	E	T	L
Source-only	37.79 (1.30)	25.59 (1.78)	38.25 (0.92)	5.23 (2.86)	7.03 (2.42)	3.65 (2.76)
DANN [11]	38.94 (1.20)	27.22 (1.32)	40.23 (1.78)	15.43 (1.34)	9.34 (3.23)	7.45 (3.29)
CDAN [32]	39.08 (1.59)	29.33 (0.82)	41.29 (2.80)	16.99 (1.56)	11.32 (2.43)	10.23 (2.54)
<b>DocUDA (ours)</b>	<b>39.23</b> (1.42)	<b>43.54</b> (0.91)	<b>57.99</b> (0.12)	<b>24.21</b> (0.72)	<b>15.76</b> (0.67)	<b>20.45</b> (0.43)
BN [21, 38]	38.10 (1.01)	26.89 (0.59)	38.23 (0.98)	7.32 (2.43)	8.56 (2.34)	9.35 (3.21)
TENT [53]	38.34 (0.74)	26.42 (0.52)	40.45 (0.81)	12.38 (3.12)	7.34 (2.54)	11.29 (2.45)
SHOT [28]	38.98 (0.89)	27.55 (0.81)	39.15 (1.23)	14.34 (3.87)	10.10 (1.34)	13.21 (2.54)
<b>DocTTA (ours)</b>	<b>40.36</b> (0.53)	<b>35.28</b> (0.76)	<b>49.35</b> (1.20)	<b>22.91</b> (0.45)	<b>15.67</b> (0.78)	<b>16.01</b> (1.18)
Train-on-target	95.28 (1.32)	93.54 (0.91)	95.01 (1.34)	39.70 (1.02)	24.77 (0.23)	38.59 (0.78)

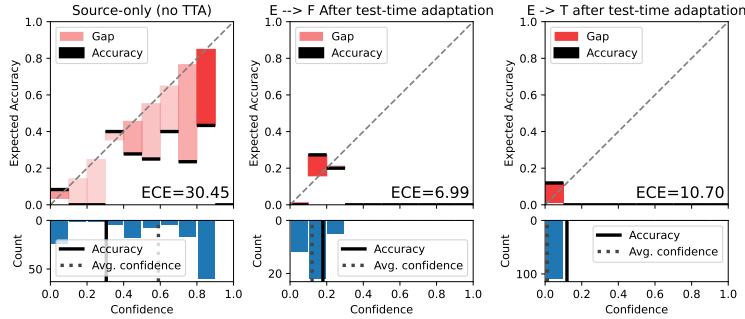


Figure 3: Comparing confidence calibration with and without DocTTA when adapting from Emails & Letters domain to other domains in DocVQA-TTA benchmark. **E**  $\rightarrow$  **L** is shown in the main paper in Fig. 4.

## D Limitations

In this work, we propose DocTTA and DocUDA for closed-set form of domain adaptation, where class labels in source and target domains are identical. Extending this work to other DA settings such as partial-set DA [3] and open-set DA [41] is left for future work, where in the former setting, target label space is only a subspace of the source label space and in the latter setting, there are classes in both domains that do not belong to the other domain. Hyper parameter tuning on target domain

Table 11: Standard deviations (in parentheses) for ANLS scores for adapting between domains in **DocVQA-TTA** benchmark (Part II).

Source:	Tables&Lists ( <b>T</b> )			Layout ( <b>L</b> )		
Target:	<b>E</b>	<b>F</b>	<b>L</b>	<b>E</b>	<b>F</b>	<b>T</b>
Source-only	13.66 (1.67)	20.48 (1.54)	14.58 (1.30)	53.55 (1.76)	33.36 (1.84)	33.43 (1.94)
DANN [11]	17.67 (1.49)	22.19 (2.34)	17.67 (2.58)	54.55 (0.72)	33.87 (1.02)	33.58 (0.28)
CDAN [32]	27.87 (1.82)	25.23 (1.24)	27.66 (2.62)	56.82 (0.62)	34.27 (0.82)	34.81 (0.43)
<b>DocUDA</b> (ours)	<b>53.19</b> (0.92)	<b>29.91</b> (0.45)	<b>47.81</b> (0.41)	<b>61.09</b> (0.08)	<b>34.85</b> (0.16)	<b>41.80</b> (0.06)
BN [21, 38]	15.13 (2.04)	22.24 (1.29)	15.65 (2.43)	53.23 (1.08)	33.67 (1.17)	33.55 (1.55)
TENT [53]	16.01 (2.83)	20.23 (2.61)	15.02 (2.83)	53.34 (0.93)	33.59 (1.82)	34.55 (1.44)
SHOT [28]	22.56 (1.12)	24.33 (2.54)	19.15 (2.39)	56.23 (1.20)	34.56 (1.02)	35.65 (1.23)
<b>DocTTA</b> (ours)	<b>35.67</b> (1.10)	<b>30.70</b> (0.80)	<b>26.32</b> (1.27)	<b>59.84</b> (0.04)	<b>37.01</b> (0.05)	<b>39.10</b> (0.06)
Train-on-target	84.59 (1.02)	70.66 (0.82)	83.73 (0.23)	92.32 (0.01)	91.36 (0.04)	93.41 (0.05)

Table 12: Standard deviations for the ablation analysis on adapting from E to F, T, L in our DocVQA-TTA benchmark with different components including pseudo labeling,  $\mathcal{L}_{MVLM}$ ,  $\mathcal{L}_{DIV}$ , and pseudo label selection mechanism using confidence only or together with uncertainty.

Method	F	T	L
Source-only	37.79 (1.30)	25.59 (1.78)	38.25 (0.92)
DocTTA, conf.	32.67 (1.68)	21.50 (1.52)	6.71 (3.21)
DocTTA, conf. & unc.	39.45 (0.87)	28.47 (0.72)	47.50 (0.51)
DocTTA, no $\mathcal{L}_{MVLM}$	35.66 (0.46)	25.72 (0.55)	45.88 (0.34)
DocTTA, no $\mathcal{L}_{DIV}$	34.32 (0.53)	25.17 (0.49)	46.36 (0.21)
DocTTA, no pseudo labeling	33.61 (1.65)	23.43 (0.87)	15.89 (1.35)
DocTTA	40.36 (0.53)	35.28 (0.76)	49.35 (1.20)

using a validation set selected from the source domain is another limitation of our approach, as it can yield sub-optimal model selection. Further exploration of methods that can tune parameters based on unlabeled target data is a promising general direction for TTA.

## E DocUDA algorithm

In DocUDA, we use source data during training on target at test time. Therefore, DocUDA has an additional objective function which is a cross-entropy loss using labeled source data:

$$\mathcal{L}_{CE_{Src}}(\theta_t) = -\mathbb{E}_{x_s \in \mathcal{X}_s} \sum_{c=1}^C y_c \log \sigma(f_t(x_s)), \quad (6)$$

And the overall objective function of DocUDA is Eq. 5 plus Eq. 6:

$$\mathcal{L}_{\text{DocUDA}} = \mathcal{L}_{MVLM} + \mathcal{L}_{CE} + \mathcal{L}_{DIV} + \mathcal{L}_{CE_{Src}}. \quad (7)$$

Algorithm 2 shows how DocUDA is performed on VDU tasks.

---

**Algorithm 2** DocUDA for closed-set UDA in VDU

---

- 1: **Input:** labeled source documents  $\{x_s^{(i)}, y_s^{(i)}\}_{i=1}^{n_s}$ , target documents  $\{x_t^i\}_{i=1}^{n_t}$ , test-time training epochs  $n_e$ , test-time training learning rate  $\alpha$ , uncertainty threshold  $\gamma$
  - 2: **Initialization:** Initialize target model  $f_{\theta_t}$  with LayoutLMv2<sub>BASE</sub> weights trained on IIT-CDIP dataset.
  - 3: **for**  $epoch = 1$  to  $n_e$  **do**
  - 4:   Perform masked visual-language modeling in Eq. 1
  - 5:   Generate pseudo labels and accept a subset using criteria in Eq. 3 and fine-tune with Eq. 2
  - 6:   Maximize diversity in pseudo label predictions Eq. 4
  - 7:   Perform supervised training using labeled source data with Eq. 2
  - 8:    $\theta_t \leftarrow \theta_t - \alpha \nabla \mathcal{L}_{\text{DocUDA}}$  ▷ Update  $\theta_t$  via total loss in Eq. 7
  - 9: **end for**
-