
Multimodal Event Graphs: Towards Event Centric Understanding of Multimodal World

Hammad A. Ayyubi, Christopher Thomas, Lovish Chum, Rahul Lokesh, Yulei Niu, Xudong Lin, Long Chen, Jaywon Koo, Sounak Ray, and Shih-Fu Chang

Columbia University

{hammad.ayyubi, christopher.thomas, lc3454, rl3164, yn2338, xudong.lin, cl3695, jk4541, sr3846, sc250}.columbia.edu

Abstract

Understanding how events described or shown in multimedia content relate to one another is a critical component to developing robust artificially intelligent systems which can reason about real-world media. While much research has been devoted to event understanding in the text, image, and video domains, none have explored the complex relations that events experience *across* domains. For example, a news article may describe a ‘protest’ event while a video shows an ‘arrest’ event. Recognizing that the visual ‘arrest’ event is a subevent of the broader ‘protest’ event is a challenging, yet important problem that prior work has not explored. In this paper, we propose the novel task of **MultiModal Event Event Relations** (M^2E^2R) to recognize such cross-modal event relations. We contribute a large-scale dataset consisting of 100k video-news article pairs, as well as a benchmark of densely annotated data. We also propose a weakly supervised multimodal method which integrates commonsense knowledge from an external knowledge base (KB) to predict rich multimodal event hierarchies. Experiments show that our model outperforms a number of competitive baselines on our proposed benchmark. We also perform a detailed analysis of our model’s performance and suggest directions for future research.

1 Introduction

Human life is eventful. We use events to describe what is happening (e.g. protest, flood, etc.), to explain its causes (e.g. police brutality led to protests), to depict our understanding of the world (e.g. during the protest someone burned property) and so on. Understanding the nature of events and their relation is thus a crucial step towards the goal of understanding our world in a nuanced and human-like way.

One way to represent such an understanding of events and their relations is through a graph structure (see Figure 1), where nodes represent events (both textual and visual) and the edges represent event-event relations. A structured graphical representations offers many advantages. For example, it can be used to summarize text [10], perform question answering [60] and commonsense reasoning [38], predict the next event in a sequence [7], and serve as an input to aid other downstream reasoning tasks [12].

Such an event based understanding of the world and its representation in structured graphical format has been widely explored in the natural language processing (NLP) community [55, 56, 61]. The task is typically formulated as two distinct steps: 1) event detection [48] and 2) event-event relation prediction [55]. Recently, a similar line of research has appeared in the vision community, tackling

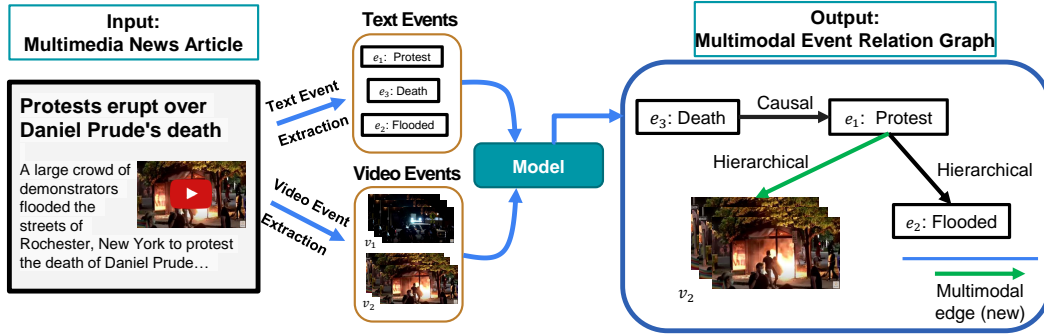


Figure 1: Given a text article, existing methods output an event graph, consisting of text events as nodes and event relations as edges. For the proposed multimodal task, M^2E^2R , given a text article and a video, the expected output is a multimodal event graph, consisting of both text events and video events as nodes and their relations. The new multimodal edge is shown with a dashed line.

visual event detection [49] and visual event-event relation prediction [44]. Unfortunately, both lines of work remain disjoint - no existing method tackles cross-modal event relation recognition. However, our world is inherently multimodal and unimodal representations fail to capture the rich cross-modal relationships which exist in this plentiful source of data. The proposed task, Multimodal Event Event Relation Prediction, M^2E^2R , is an effort towards bridging this gap.

Formally, we propose the novel task of Multimodal Event-Event Hierarchical Relationship (M^2E^2R) prediction. Given a text, annotated with textual events, and a video, annotated with video events, the task requires detection of all multimodal ‘Hierarchical’ and ‘Identical’ relations among all text event and video event pairs (see Figure 1). To support research on this task, we release a large scale dataset, M^2E^2R . The dataset consists of around 100.5K pairs of news article and accompanying video. We annotate a small subset (500 pairs) with all possible multimodal hierarchical and identical relations between text events and video events. This forms the test set for benchmarking and evaluation.

To overcome large scale annotation constraints, we propose a weakly supervised method – 1) First generating pseudo labels using existing NLP and Vision techniques 2) Training our proposed, MERP (Multimodal Event Relations Predictor) on these pseudo labels while also leveraging commonsense knowledge from an external Knowledge Base. We evaluate our method against several baselines on our human-annotated benchmark of multimodal event relations. Our results demonstrate that our proposed approach significantly improves over a number of competitive baselines on this challenging task. We include detailed experiments ablating design choices of our model.

The major contributions of this work are:

- We introduce the Multimodal Event-Event Relationship (M^2E^2R) recognition task.
- We contribute a large-scale dataset of 100.5K news articles and associated videos to facilitate research on this task. We provide a large-number of densely annotated samples by trained annotators to benchmark performance on this task.
- We propose a weakly supervised method for this task which significantly outperforms competitive baselines.

2 Related Work

Hierarchical Event Relations in Text. Detecting hierarchical event relations (or sub-event relations) is a long-standing problem in the text domain [35, 16]. Early works mainly rely on heuristic phrasal patterns. For example, Badgett *et al.* [2] found some characteristic phrases (*e.g.*, “media reports” in new articles) always contain sub-events with hierarchical relations. To further enrich hierarchical event relation instances, recent works [62] rely on generative language model to generate subevent knowledge among different commonsense knowledge [5, 45], then incorporate knowledge into event ontology. In this paper, we focus on the hierarchical event relations between multi-modal events.

Relation Understanding in the Vision Domain. Scene graphs [24, 58, 21] have been densely studied for images/videos to parse the visual scene into a graph. However, the relationships studied in scene graphs are not between two events. To the best of our knowledge, the only pioneering work has discussed the event-event relationship in video domain is VidSitu [44]. Unfortunately, to simplify the research problem on this topic, they have made several assumptions: 1) All events are manually cutted into fixed interval (2-second). 2) All event types are from predefined event ontology. Instead, in this work, we focuses on open-vocabulary event types, and variable-length video events. Besides, we focus on multimodal relations in contrast to their vision-only event relations.

Multimodal Event Understanding. Since single-modality event extraction is well studied [34, 47, 28, 29, 63, 27, 31, 36], understanding events from multiple modalities [25, 8, 39, 26, 66, 52, 57] has attracted extensive research interests because different modalities usually provide the complementary information for comprehensively understanding the real-world complex events. Two important benchmarks [25, 8] have been established for *image + text* and *video + text* settings. Li *et al.* first introduced the task of jointly extracting events and labeling argument roles from both text articles and images. An unannotated image-article dataset and a manually labeled evaluation image-article dataset are collected to train and evaluate models, respectively. Chen *et al.* further defined the task of joint multimedia event extraction from video and text to exploit the rich dynamics from videos. However, both the works focus on event detection in comparison to the event-event relation task explored in this work.

3 Task

Representing our world in terms of events and their relations (event graphs) provides a powerful abstraction towards the overarching goal of understanding our world, especially from multimodal data (text + visual). We propose the novel task, M²E²R, to generate such multimodal graphs. Multimodal event graph consist of textual and visual events as nodes and their relations as edges. Inducing such an event graph is composed of two steps – (1) detecting events from text and visual data (2) predicting relationships between these events. Event detection from both modalities has been explored before [48, 49] and we use the established SOTA techniques to detect these events. The proposed task, M²E²R, focuses on multimodal event-event relationship prediction. While there are many event relations types that have been explored in NLP and Vision literature [19, 61], we focus on two types of relations in this work - Hierarchical and Identical.

Events have many facets to them and are referred to on multiple granular levels in text and visual data. For example in Figure 1, we find that during the event " e_1 : Protest", subevents " v_2 : Burning of public property" and people " e_2 : Flooding" streets occurred. Hierarchical event relationship prediction is aimed at resolving such event granularities. Such an event graph containing Hierarchical and Identical relationships have many downstream applications – summarization, question answering, commonsense reasoning etc [10, 60, 38, 12].

Formal Task Definition Given a text article, T , annotated with text events, $\{e_i\}_{i=1}^m$, and a video, V annotated with video events $\{v_j\}_{j=1}^n$, M²E²R requires the model to predict all possible Hierarchical and Identical event-event relations, $\{r_k\}_{k=1}^K$, from a text event, e_i , to a video event, v_j , among all possible $m \times n$ pairs, where $r_k \in \{\text{'Hierarchical'}, \text{'Identical'}\}$ and $K \leq m \times n$. We will now discuss definitions for different components of the task and justifications for task design choices.

Text Event Definition Text event has been defined quite thoroughly in different NLP works on information extraction [20, 41, 18]. As such, we closely follow ACE Corpus’s [20] definition of events. Very broadly it’s defined as: ‘*a change of state or the changed state of a person, thing or entity.*’ However, ACE corpus has a very detailed definition addressing many linguistic nuances which is not required for our application. Secondly, the ACE corpus is restricted to fixed ontology of event types, whereas we annotate events in open-domain. As a result of aforementioned points, we came up with a lightweight and modified event definition and annotation instructions (detailed in Appendix A.1).

Video Event Definition Like text events, we don’t restrict video events to a fixed ontology, rather we deal with them in an open-domain setting. Precisely defining events in such a setting is quite challenging due to multiple granularities on which events are depicted in videos. For example, during

Table 1: Comparison of the training data of related video datasets.

Dataset	Domain	#Videos	#Avg. len (sec)	#Total hours	ASR	#Sent.
MSVD [9]	Open	1970	10	5.3	No	70K
MSR-VTT [59]	Open	7180	20	41.2	No	200K
Charades [50]	Human	9848	30	82.01	No	28K
ActyNet Cap [23]	Open	20K	180	849	No	100K
M2E2R (Train)	News	100K	148.9	4138.86	Yes	1.9M

a ‘*clash*’ event, we can see ‘*pulling out baton*’ event and ‘*throwing a punch*’ event. This makes it difficult to pick salient event boundary in video clips. Sadhu et al. [44] circumvent this ambiguity by defining temporally fixed event boundary of duration 2 seconds. However, pre-defining the boundary duration is difficult and application specific. Additionally, it can often divide salient events into multiple segments. We address these issues by defining event boundary to be shot change, partly following Shou et al. [49]. This gives us a good trade-off between ease, clarity, consistency and non-segmentation of events, based on qualitative analysis and annotators feedback.

Relation Types We define two types of event-event relations in this work – Hierarchical and Identical. These relation types are well defined in NLP [16] and we follow them to define the relations for our task as below:

Hierarchical: ‘A parent event *A* is said to be hierarchically related to a subevent *B*, if event *B* is spatio-temporally contained within the event *A*.’

Identical: ‘An event *A* is said to be identical to another event *B* if both events denote exactly the same real-world events.’

Relation direction from text to video The relations in our multimodal event graphs are directed from text event to video events. The logic behind this design choice is that text events are often more abstract while video events are often atomic. For example, we are likely to observe abstract events such as war and election in text while their atomic subevents – fighting and voting – are more likely to be visible in the video.

Difference from Video Grounding Task One question that may be raised is – video grounding task also localize text (events) to video segments (events); so how is M²E²R different from the grounding task? The answer is that video grounding task can only provide us with ‘Identical’ relations. It will be difficult to expect grounding to extract ‘Hierarchical’ relations. For example, a parent event, ‘*storm*’ can be hierarchically related to subevent ‘*cancelled flight*’ [55]. However, ‘*storm*’ looks nothing like ‘*cancelled flight*’. As such, it will be difficult for a video grounding model to predict these ‘Hierarchical’ relations.

4 Dataset

To support research on the proposed task, we introduce a large scale M²E²R dataset. We collected the dataset from news domain as the content is rich in event mentions and their relations [16, 19]. In order to mitigate data bias, we chose news sources rated ‘Center’ by the media rating website [all-sides.com](https://www.all-sides.com), resulting in a total of 9 news media sources (Appendix B.1). We scraped Youtube for news video in the channel ids of these 9 sources, collecting a total of 100.5K videos.

For each video, we also collected the associated description and closed captions. We filtered videos whose 1) duration was greater than 14 minutes; and 2) descriptions had less than 10 words. This was done to prune videos which may be too computationally expensive to process or whose description may be too short to have meaningful events. We split the data two ways – 1) 100K unannotated train split for self-supervised/weakly supervised training and 2) 526 annotated test split - 249 validation set and 277 test set - for benchmarking and evaluation. We annotate only a small set because annotations for this task is extremely challenging and resource consuming – two popular NLP Hierarchical event-event relations dataset [19, 56] contain 100 articles each (including train split).

Table 2: Comparison of test sets of relation prediction dataset. “Hier.” denotes “Hierarchical”. “Id.” denotes “Identical”.

Dataset	Domain	Modality	#Hier. Rels.	#Id. Rels.
HiEve [16]	News	Text	3648	758
IC [19]	News	Text	4586	2353
M2E2R (Test)	News	Text + Vision	3077	1524

4.1 Train Split

The large scale train split containing 100k videos with a total duration of more than 4K hours and descriptions, which form our text data, totalling 28M words allows for training self-supervised/weakly supervised models on the task. We analyse and compare our training split against 4 popular video-language datasets in Table 1. Our dataset is orders of magnitude larger than any other dataset, especially in terms of video length duration and text article length (20x), allowing for rich events representation. Additionally, our dataset is the only one that includes Automatic Speech Recognition (ASR) script along with article descriptions of videos. We provide additional details in Appendix B.2.

4.2 Test Split

Annotation Procedure As the first step, following definition of video event from Section 3, we extract video events using an off-the-shelf video segmentation model – PySceneDetect. To make text event annotation easier, we provide automatically extracted text events (using [48]) to the annotators along with the instruction to add/omit events according to the definition in Section 3. Next, we task the annotators to mark all possible relations, \in ‘Hierarchical’, ‘Identical’, from the annotated text events to the provided video events in a video-article pair. We provide screenshots of annotation tool and additional details in Appendix B.3.

We train 5 annotators for this task through a series of short seminars, multiple rounds of feedback and consultation with all the annotators to improve consensus.

Inter Annotator Agreement (IAA) We measure the quality of the annotations using IAA. Inspired by Glavaš et al. [16] and GLAVAŠ and ŠNAJDER [17], we formulate $IAA_j = \frac{\sum_r \mathbb{1}(x_{rj} \geq 2)}{|\cup_{i=1}^5 S_i|}$, where $j \in \{\text{‘Hierarchical’}, \text{‘Identical’}\}$, S_i = set of all relation annotated by annotator i as j , $r \in \cup_{i=1}^5 S_i$ and x_{rj} = # annotators who marked relation r as j . The intuition behind this formulation is to calculate the percentage of relations which have been annotated by at least 2 annotators. Using this formulation, we get $IAA_{Hierarchical} = 47.5$ and $IAA_{Identical} = 48.9$. While the IAA score may seem low, the $IAA_{Hierarchical}$ for NLP datasets HiEve and IC is 69 and 62 respectively. This denotes that the task in itself is quite challenging and adding multimodal aspect to it makes it even more demanding, lowering the IAA score even further.

Dataset Analysis We compare our dataset against two popular NLP event-event relations dataset – in Table 2 – as there is no existing dataset on multimodal event-event relations. M²E²R has comparable number of ‘Hierarchical’ and ‘Identical’ relations with the added novelty of being first-of-its-kind multimodal (text + vision) event-event relations dataset.

5 Multimodal Event-Event Relations Detection

Acquiring large scale labelled dataset for M²E²R task is time and resource consuming; not to mention the time and effort investment required to train multiple annotators (Section 4.2). As such, we propose a weakly supervised method (Figure 2) – first, we generate pseudo labels using existing NLP and Vision techniques and secondly, we use these pseudo labels for training. We describe the method in detail below.

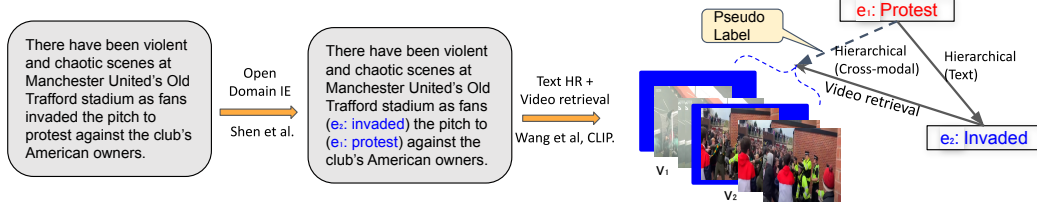


Figure 2: Proposed pseudo label generation. HR: Hierarchical Relations

5.1 Pseudo Label Generation

Event Detection in Text and Video The first step is detect events in text and video separately. We use the same automatic methods to detect them as used on the test data – Open Domain IE [48] and open source library PySceneDetect¹ for text event and video event detection respectively.

Text Event- Text Event Hierarchical Relation Detection Lets assume we detected m text events, $\{e_i\}_{i=1}^m$, in an article T and n video events, $\{v_j\}_{j=1}^n$, in the accompanying video V . The next step is to detect Hierarchical relations from text event, e_u , to text event, e_{u_s} , using Wang et al. [56], from all possible $m \times m$ pairs. Lets say we detected $\{e_u e_{u_s}\}_{u=1, s=1}^{u=p, s=q}$ hierarchical pairs, where the parent event is e_u and the subevent is e_{u_s} and $p, q \leq m$.

Video Event Retrieval The final step is to retrieve video events, $\{v_{u_{s_l}}\}_{l=1}^r$ and $r \leq n$, from video V , which depicts the same real world event as the text subevent, e_{u_s} . This step essentially simplifies to a video retrieval task. As CLIP [37] model has demonstrated state-of-the-art performance in multimodal retrieval tasks [30, 11], we use it for this step. We discuss more details in Appendix C.1.

As a result of applying CLIP we get all possible video events which are identical to the text subevent: $\{e_{u_s} v_{u_{s_l}}\}_{l=1}^r$. Since e_u was the parent event of e_{u_s} and e_{u_s} depicts the same event as $\{v_{u_{s_l}}\}_{l=1}^r$, we can conclude that e_u is the parent event of $\{v_{u_{s_l}}\}_{l=1}^r$ by transitivity. As a result, we get a total of $\{e_u v_{u_{s_l}}\}_{u=1, s=1, l=1}^{u=p', s=q', l=r}$ Hierarchical pairs and $\{e_{u_s} v_{u_{s_l}}\}_{u=1, s=1, l=1}^{u=p', s=q', l=r}$ Identical pairs, where $p' < p, q' < q$.

We collect additional identical pairs by directly comparing all text events $\{e_i\}_{i=1}^m$ in the article T to all video events in v_j in the paired video V using CLIP. This gives an aggregate of $\{e_{u_s} v_{u_{s_l}}\}_{u=1, s=1, l=1}^{u=p', s=q', l=r} \cup \{e_i v_j\}_{i=1, j=1}^{i=m', j=n'}$, where $m' < m, n' < n$, identical pairs.

In total, we collect 57910 multimodal hierarchical event pairs and 390149 multimodal identical event pairs from the 100K video-article pairs training set. This forms our pseudo label.

5.2 Training

Once we obtain the pseudo labels, we proceed to training (Figure 3) using our model, MERP (Multimodal Event-Event Relations Predictor). Given, text event, e_i , and video event, v_j , having a label from the pseudo label set, r_{ij} , we follow the below described training method and loss objective.

Input Representation & Feature Extraction The text event is represented as a word, e_i , in a sentence, $se_i = [w_1, w_2, \dots, e_i, \dots, w_j, \dots, w_n]$. The video event, v_j , is essentially a video clip in the video consisting of n video events, $\{v_j\}_{j=1}^n$. It is comprised of a stack of frames sampled uniformly at f_s frames per second rate, $v_j = \{F_y^t\}_{y=1}^Z$. We use CLIP to extract text event features, $ft_i = f'_t(se_i)$ as well as video event features, $fv_j = \frac{1}{Z} \sum_{y=1}^Z f_i(F_y^t)$, where f_i is CLIP’s image encoder and f'_t is a minor modification of CLIP’s text encoder, f_t (Appendix C.1).

Contextualizing Video Event Features So far, we have extracted video event features independent of other events in the video. But, this is limiting because a video event such as ‘building destruction’ could have happened because of a ‘storm’ event or an ‘earthquake’ event. As such, we use Contextual

¹<http://scenedetect.com/en/latest/>

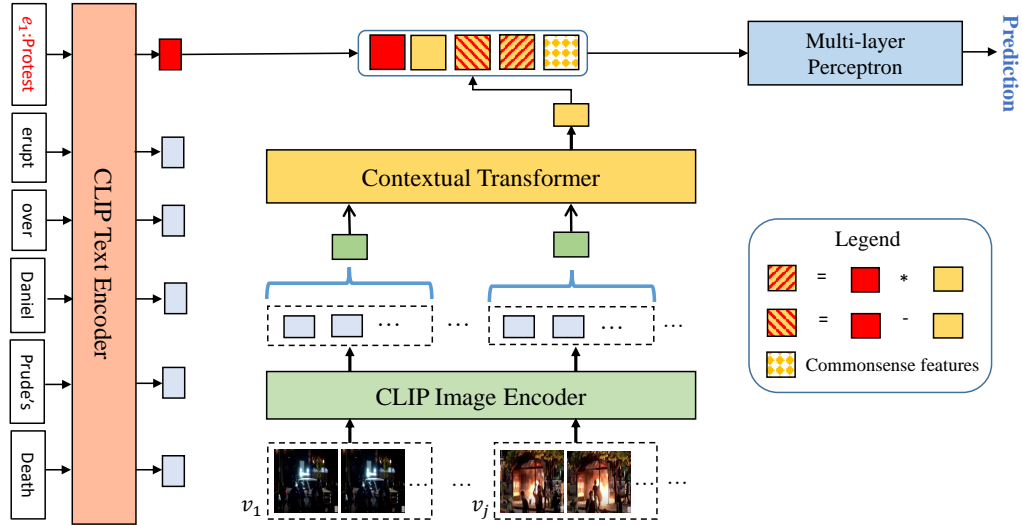


Figure 3: Proposed MERP Model. e_i denotes i^{th} text event and v_j denotes j^{th} video event.

Transformer (CT) to contextualize the event features with respect to other events in the video. CT is essentially a stack of multi-headed attention layers [54]. All the video events' features from video V , $\{fv_j\}_{j=1}^n$, forms the input token to CT. We get the resulting contextualized features of video event v_j as $cfv_j = CT(\{fv_j\}_{j=1}^n)$.

Commonsense Features To aid learning the relationship between open domain text and video events, we incorporate commonsense knowledge from an external knowledge base, ConceptNet [51]. Inspired by Wang et al. [55], we extract events related by relations 'HasSubevent', 'HasFirstSubevent' and 'HasLastSubevent' from ConceptNet as positive pairs and random events as negative pairs. We embed the event pairs using CLIP and then, leverage the embeddings to train a feature extractor $CS(.,.)$ – a MLP (Multi Layer Perceptron) – using contrastive loss (Appendix C.2). Once trained, we freeze it and use it as a black box commonsense feature extractor while training MERP, $cs_{ij} = CS(ft_i, cfv_j)$. Although while training MERP, one of the event is from visual modality, we are still able to use CS as it is because we extract embeddings for the video event using CLIP as well and CLIP's image embeddings and text embeddings are in the same embedding space.

Embeddings Interactions (EI) Following Wang et al. [55], we also add additional text event and video event features interactions for better representation. We add two types of features interactions – (1) Subtraction of text and video event features (SF), $sf_{ij} = ft_i - cfv_j$ and (2) Hardamard product of text and video event features (MF), $mf_{ij} = ft_i * cfv_j$.

Multi Layer Perceptron (MLP) & Loss We concatenate the text event feature, ft_i , contextualized video event features, cfv_j , commonsense features, cs_{ij} , and embedding interactions, sf_{ij} and mf_{ij} , to form the input to a 2 layer MLP. The MLP layer is a 3-way classifier, outputting probabilities for e_i and v_j being classified as 'Hierarchical', 'Identical' or 'NoRel' (Not Related). The output is represented as $p_{ij} = \text{MLP}([ft_i; cfv_j; cs_{ij}; sf_{ij}; mf_{ij}])$, where $p_{ij} \in \mathbb{R}^{1 \times 3}$. We train the model using Cross-Entropy loss between p_{ij} and the label, r_{ij} .

5.3 Inference

During inference, use CLIP with MERP, as an ensemble model to prune false positives for Identical relations. The rationale is to leverage CLIP's strong multimodal feature matching ability to prune out some of the video and text events falsely predicted as 'Identically' related, which CLIP can confidently predict to be not 'Identical'.

5.4 Implementation Details

Our best model uses 1 layer of multi-headed attention in CT. We make a note that the majority of text event and video event pairs are not related (94.52% in train and 93.23% in validation set). To address

Table 3: Comparison with baseline models on the validation/test set.

	Hierarchical			Identical			Avg F1
	P	R	F1	P	R	F1	
Prior Base.	4.7/2.0	4.7/2.0	4.7/2.0	2.0/1.2	2.0/1.2	2.0/1.2	3.4/1.6
Text Base.	5.9/2.1	0.1/0.1	0.1/0.1	2.5/2.6	7.1/13.6	3.6/4.3	1.9/2.2
MM Base.	35.7/28.0	5.0/6.3	8.8/10.3	8.8/7.6	33.1/32.3	13.9/12.4	11.4/11.4
MERP	21.9/11.9	22.1/18.8	22.0/14.6	8.2/6.3	44.5/39.0	13.9/10.9	18.0/12.8

Table 4: Ablation studies on components and features. ‘‘MERP Basic’’ represents the basic MERP model. ‘‘CT’’ denotes the contextual transformer. ‘‘CS’’ denotes the common-sense knowledge features. ‘‘EI’’ denotes the embedding interactions, including the subtraction and element-wise product of textural and visual features.

	Hierarchical			Identical			Avg F1
	P	R	F1	P	R	F1	
MERP Basic	12.1	30.7	17.4	7.2	42.8	12.4	14.9
+ CT	17.4	23.9	20.1	7.5	43.3	12.8	16.5
+ CS	13.4	29.1	18.4	7.6	44.9	13.0	15.7
+ CT + CS + EI	21.9	22.1	22.0	8.2	44.5	13.9	18.0

this label bias, we weight the the labels in Cross-Entropy Loss by the inverse ratio of their count in train set as done by Wang et al. [56].

We train our model for 15 epochs using a batch size of 1024 and a learning rate of 1e-5 on 4 NVIDIA Tesla v100 gpus for a total training time of around 34 hours. We provide ablation study of our model architecture in Section 6.3 and additional details on training hyperparameters in Appendix E.

6 Experiments

6.1 Evaluation Metric

Following event-event relations work in NLP ([19, 16], we evaluate each type of relations (Hierarchical and Identical) using Precision (P), Recall (R) and F_1 score (more details in Appendix D.1). We also report the macro average of F_1 scores (Avg. F_1) of Hierarchical and Identical relation types.

6.2 Baselines

Prior Baseline (Prior Base.) We use a random weighted classifier which randomly predicts a relation type (from the set {‘Hierarchical’, ‘Identical’, ‘NoRel’}) for any text and video event based on the prior distribution of the relation type in the annotated labels.

Text Only Baseline (Text Base.) To evaluate the contribution of visual data in generating these multimodal event graphs, we compare our model against a Text only baseline. We construct this baseline by using ASR provided with video as a proxy for video events Appendix D.2). Proxy for a video event v_j is the ASR found within the timestamps of v_j , let’s say X_j . Now, we extract events from X_j , $\{e'_{j_z}\}_{z=1}^w$ as discussed in Section 5.1. Next, we use the NLP model [56] to predict relationship type, r_{ij_z} between text event in article, e_i , and proxy video events $\{e'_{j_z}\}_{z=1}^w$ found in video event v_j . If any of the predicted relationship $r_{ij_z} \in \{\text{‘Hierarchical’, ‘Identical’}\} \forall z$, we propagate the relation r_{ij_z} from e_i and e'_{j_z} to e_i and v_j because e'_{j_z} is a proxy for v_j .

Multimodal Baseline (MM Base.) We discussed a method to predict multimodal event-event relations in Section 5.1, using SOTA NLP and vision methods, in the form of pseudo labels. This is currently the best performance that NLP and Vision can combine to give. As such, we compare the performance of our model against this multimodal baseline. We apply the aforementioned method on the validation and test to predict relations and evaluate it against the ground truth labels (Table 3).

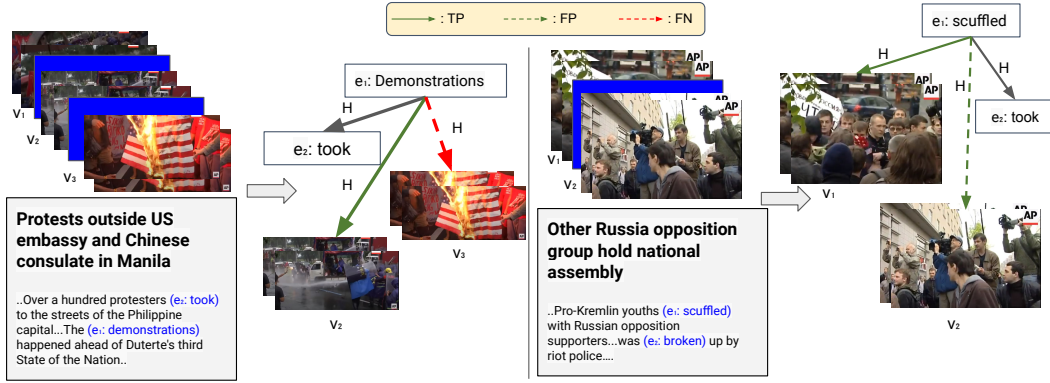


Figure 4: Model Output. H: Hierarchical; TP: True Positive; FP: False Positive; FN: False Negative.

6.3 Results

6.3.1 Comparison against baselines

The comparison between our MERP and above-mentioned baselines on the validation and test set are reported in Table 3, respectively. From both two tables, we have following observations: 1) For the most comprehensive metric Avg F_1 score, MERP obviously outperforms all baselines with significant performance gains (e.g., 18.0 vs. 11.4 on the validation set). 2) For Hierarchical relation type, our model achieves 4x recall over multimodal baseline (MM Base.). This is because our model can directly predict multi-modal ‘Hierarchical’ relationship from text parent event to video subevent. In comparison, MM Base. relies on finding the subevent in text first before retrieving the matching video subevent (Section 5.1). Absence of subevent mention in text causes it to miss numerous multimodal event relations. Meanwhile, since the multimodal baseline only produces quite a few predictions, it achieves higher precision scores. We also note the performance improvement of MM Base. over Text Base. demonstrating the criticality of visual data to this task.

6.3.2 Ablation Study

We conducted a set of ablations to verify the importance of different features used in our model. All results are reported in Table 4. We make several observations based on the results: 1) contextualizing video event features with respect to other video events (using CT) helps. 2) External Knowledge base (via CS features) improves understanding of open domain event-event relations. 3) All three network components - CT, CS and EI - combine to give the best performance.

6.4 Qualitative Analysis

We show some qualitative results from our model in Figure 4. The text-text event relations are derived using method described in Section 5.1 and MERP predicts the multimodal relations. These results demonstrate the advantage of MERP – we are able to predict multimodal relations in which the video subevent does not have a corresponding mention in the text article: v_2 : ‘*shooting* water cannon’ on left and v_1 : ‘*punching*’ on the right. This is extremely difficult with the even the best baseline, MM Base. (cf. Section 6.3.1). We provide more examples and analysis in Appendix F.

7 Conclusion and Future Work

We proposed the novel task of M²E²R for generating multimodal event graphs which is a powerful way to understand, represent and reason about our world. Along with the task, we introduced a large scale unannotated video-language dataset for training and a smaller annotated set for benchmarking and evaluation. We proposed a weakly supervised method to predict these multimodal event relationships, achieving an improvement of around 3x on recall and 50% on F_1 score (Hierarchical relations) over the strongest baseline, without requiring any annotations. Our method makes significant advances on the proposed task; still the best performance of 12.8 Avg F_1 score implies the immense difficulty of the task and consequently, avenues for future work. Some of them can be: 1) explicit contextual matching/contrast for text-video event; 2) dealing with open domain setting and 3) better video event

detection. Further, adding more relationship types like Temporal and Causal will make event graphs more comprehensive.

As is the case with any large scale dataset, there are privacy, distribution and social bias concerns with M²E²R. We address these concerns in Appendix B.4.

References

- [1] bert-restore-punctuation: Python library to restore punctuation. URL <https://huggingface.co/felflare/bert-restore-punctuation>. 23
- [2] Allison Badgett and Ruihong Huang. Extracting subevents via an effective two-phase approach. In *Proceedings of the 2016 Conference on Empirical Methods in Natural Language Processing*, pages 906–911, 2016. 2
- [3] Emily Bender and Batya Friedman. Data statements for nlp: Toward mitigating system bias and enabling better science. *Transactions of the Association for Computational Linguistics*, 2019. 26
- [4] David M. Blei, Andrew Y. Ng, Michael I. Jordan, and John Lafferty. Latent dirichlet allocation. *Journal of Machine Learning Research*, 3:2003, 2003. 19
- [5] Antoine Bosselut, Hannah Rashkin, Maarten Sap, Chaitanya Malaviya, Asli Celikyilmaz, and Yejin Choi. Comet: Commonsense transformers for knowledge graph construction. In *Association for Computational Linguistics (ACL)*, 2019. 2
- [6] Marc-André Carbonneau, Veronika Cheplygina, Eric Granger, and Ghyslaine Gagnon. Multiple instance learning: A survey of problem characteristics and applications. *Pattern Recognition*, 77:329–353, may 2018. doi: 10.1016/j.patcog.2017.10.009. 24
- [7] Snigdha Chaturvedi, Haoruo Peng, and Dan Roth. Story comprehension for predicting what happens next. In *Proceedings of the 2017 Conference on Empirical Methods in Natural Language Processing*, pages 1603–1614, Copenhagen, Denmark, September 2017. Association for Computational Linguistics. doi: 10.18653/v1/D17-1168. URL <https://aclanthology.org/D17-1168>. 1
- [8] Brian Chen, Xudong Lin, Christopher Thomas, Manling Li, Shoya Yoshida, Lovish Chum, Heng Ji, and Shih-Fu Chang. Joint multimedia event extraction from video and article. *arXiv preprint arXiv:2109.12776*, 2021. 3
- [9] David Chen and William B Dolan. Collecting highly parallel data for paraphrase evaluation. In *Proceedings of the 49th annual meeting of the association for computational linguistics: human language technologies*, pages 190–200, 2011. 4, 19
- [10] Hal Daumé III and Daniel Marcu. Bayesian query-focused summarization. In *Proceedings of the 21st International Conference on Computational Linguistics and 44th Annual Meeting of the Association for Computational Linguistics*, pages 305–312, Sydney, Australia, July 2006. Association for Computational Linguistics. doi: 10.3115/1220175.1220214. URL <https://aclanthology.org/P06-1039>. 1, 3
- [11] Han Fang, Pengfei Xiong, Luhui Xu, and Yu Chen. Clip2video: Mastering video-text retrieval via image clip, 2021. 6
- [12] Yi Fung, Christopher Thomas, Revanth Gangi Reddy, Sandeep Polisetty, Heng Ji, Shih-Fu Chang, Kathleen McKeown, Mohit Bansal, and Avi Sil. InfoSurgeon: Cross-media fine-grained information consistency checking for fake news detection. In *Proceedings of the 59th Annual Meeting of the Association for Computational Linguistics and the 11th International Joint Conference on Natural Language Processing (Volume 1: Long Papers)*, pages 1683–1698, Online, August 2021. Association for Computational Linguistics. doi: 10.18653/v1/2021.acl-long.133. URL <https://aclanthology.org/2021.acl-long.133>. 1, 3
- [13] Timnit Gebru, Jamie Morgenstern, Briana Vecchione, Jennifer Wortman Vaughan, Hanna Wallach, Hal Daumé III, and Kate Crawford. Datasheets for datasets. *arXiv preprint arXiv:1803.09010*, 2018. 26

- [14] Timnit Gebru, Jamie H. Morgenstern, Briana Vecchione, Jennifer Wortman Vaughan, Hanna M. Wallach, Hal Daumé, and Kate Crawford. Datasheets for datasets. *Communications of the ACM*, 64:86 – 92, 2021. 16
- [15] Jacob Gildenblat and contributors. Pytorch library for cam methods. <https://github.com/jacobgil/pytorch-grad-cam>, 2021. 24
- [16] Goran Glavaš, Jan Šnajder, Parisa Kordjamshidi, and Marie-Francine Moens. Hieve: A corpus for extracting event hierarchies from news stories. In *Proceedings of 9th language resources and evaluation conference*, pages 3678–3683. ELRA, 2014. 2, 4, 5, 8, 17, 27
- [17] GORAN GLAVAŠ and JAN ŠNAJDER. Construction and evaluation of event graphs. *Natural Language Engineering*, 21(4):607–652, 2015. doi: 10.1017/S1351324914000060. 5
- [18] GORAN GLAVAŠ and JAN ŠNAJDER. Construction and evaluation of event graphs. *Natural Language Engineering*, 21(4):607–652, 2015. doi: 10.1017/S1351324914000060. 3
- [19] Eduard Hovy, Teruko Mitamura, Felisa Verdejo, Jun Araki, and Andrew Philpot. Events are not simple: Identity, non-identity, and quasi-identity. In *Workshop on Events: Definition, Detection, Coreference, and Representation*, pages 21–28, Atlanta, Georgia, June 2013. Association for Computational Linguistics. URL <https://aclanthology.org/W13-1203>. 3, 4, 5, 8, 17, 27
- [20] Shudong Huang, Stephanie Strassel, Alexis Mitchell, and Zhiyi Song. Automatic content extraction (ace) program - task definitions and performance measures. In *LREC 2004: 4th International Conference on Language Resources and Evaluation*, 2004. 3
- [21] Jingwei Ji, Ranjay Krishna, Li Fei-Fei, and Juan Carlos Niebles. Action genome: Actions as compositions of spatio-temporal scene graphs. In *Proceedings of the IEEE/CVF Conference on Computer Vision and Pattern Recognition*, pages 10236–10247, 2020. 3
- [22] Chao Jia, Yinfei Yang, Ye Xia, Yi-Ting Chen, Zarana Parekh, Hieu Pham, Quoc V. Le, Yun-Hsuan Sung, Zhen Li, and Tom Duerig. Scaling up visual and vision-language representation learning with noisy text supervision. In *ICML*, 2021. 24
- [23] Ranjay Krishna, Kenji Hata, Frederic Ren, Li Fei-Fei, and Juan Carlos Niebles. Dense-captioning events in videos. In *Proceedings of the IEEE international conference on computer vision*, pages 706–715, 2017. 4, 19
- [24] Ranjay Krishna, Yuke Zhu, Oliver Groth, Justin Johnson, Kenji Hata, Joshua Kravitz, Stephanie Chen, Yannis Kalantidis, Li-Jia Li, David A Shamma, et al. Visual genome: Connecting language and vision using crowdsourced dense image annotations. *International journal of computer vision*, 123(1):32–73, 2017. 3
- [25] Manling Li, Alireza Zareian, Qi Zeng, Spencer Whitehead, Di Lu, Heng Ji, and Shih-Fu Chang. Cross-media structured common space for multimedia event extraction. In *Proceedings of the 58th Annual Meeting of the Association for Computational Linguistics*, pages 2557–2568, Online, 2020. Association for Computational Linguistics. doi: 10.18653/v1/2020.acl-main.230. URL <https://aclanthology.org/2020.acl-main.230>. 3
- [26] Manling Li, Ruochen Xu, Shuohang Wang, Luowei Zhou, Xudong Lin, Chenguang Zhu, Michael Zeng, Heng Ji, and Shih-Fu Chang. Clip-event: Connecting text and images with event structures. *arXiv preprint arXiv:2201.05078*, 2022. 3
- [27] Ruiyu Li, Makarand Tapaswi, Renjie Liao, Jiaya Jia, Raquel Urtasun, and Sanja Fidler. Situation recognition with graph neural networks. In *IEEE International Conference on Computer Vision, ICCV 2017, Venice, Italy, October 22-29, 2017*, pages 4183–4192. IEEE Computer Society, 2017. doi: 10.1109/ICCV.2017.448. URL <http://doi.ieeecomputersociety.org/10.1109/ICCV.2017.448>. 3
- [28] Jian Liu, Yubo Chen, Kang Liu, and Jun Zhao. Neural cross-lingual event detection with minimal parallel resources. In *Proceedings of the 2019 Conference on Empirical Methods in Natural Language Processing and the 9th International Joint Conference on Natural Language Processing (EMNLP-IJCNLP)*, pages 738–748, Hong Kong, China, 2019. Association for

- Computational Linguistics. doi: 10.18653/v1/D19-1068. URL <https://aclanthology.org/D19-1068>. 3
- [29] Jian Liu, Yubo Chen, Kang Liu, Wei Bi, and Xiaojiang Liu. Event extraction as machine reading comprehension. In *Proceedings of the 2020 Conference on Empirical Methods in Natural Language Processing (EMNLP)*, pages 1641–1651, Online, 2020. Association for Computational Linguistics. doi: 10.18653/v1/2020.emnlp-main.128. URL <https://aclanthology.org/2020.emnlp-main.128>. 3
- [30] Huaishao Luo, Lei Ji, Ming Zhong, Yang Chen, Wen Lei, Nan Duan, and Tianrui Li. Clip4clip: An empirical study of CLIP for end to end video clip retrieval. *CoRR*, abs/2104.08860, 2021. URL <https://arxiv.org/abs/2104.08860>. 6
- [31] Arun Mallya and Svetlana Lazebnik. Recurrent models for situation recognition. In *IEEE International Conference on Computer Vision, ICCV 2017, Venice, Italy, October 22-29, 2017*, pages 455–463. IEEE Computer Society, 2017. doi: 10.1109/ICCV.2017.57. URL <https://doi.org/10.1109/ICCV.2017.57>. 3
- [32] Andrew Kachites McCallum. Mallet: A machine learning for language toolkit. 2002. URL <http://mallet.cs.umass.edu>. 19
- [33] Antoine Miech, Dimitri Zhukov, Jean-Baptiste Alayrac, Makarand Tapaswi, Ivan Laptev, and Josef Sivic. Howto100m: Learning a text-video embedding by watching hundred million narrated video clips. In *2019 IEEE/CVF International Conference on Computer Vision, ICCV 2019, Seoul, Korea (South), October 27 - November 2, 2019*, pages 2630–2640. IEEE, 2019. doi: 10.1109/ICCV.2019.00272. URL <https://doi.org/10.1109/ICCV.2019.00272>. 18, 20
- [34] Thien Huu Nguyen, Kyunghyun Cho, and Ralph Grishman. Joint event extraction via recurrent neural networks. In *Proceedings of the 2016 Conference of the North American Chapter of the Association for Computational Linguistics: Human Language Technologies*, pages 300–309, San Diego, California, 2016. Association for Computational Linguistics. doi: 10.18653/v1/N16-1034. URL <https://aclanthology.org/N16-1034>. 3
- [35] Tim O’Gorman, Kristin Wright-Bettner, and Martha Palmer. Richer event description: Integrating event coreference with temporal, causal and bridging annotation. In *Proceedings of the 2nd Workshop on Computing News Storylines (CNS 2016)*, pages 47–56, 2016. 2
- [36] Sarah Pratt, Mark Yatskar, Luca Weihs, Ali Farhadi, and Aniruddha Kembhavi. Grounded situation recognition. In *European Conference on Computer Vision*, pages 314–332. Springer, 2020. 3
- [37] Alec Radford, Jong Wook Kim, Chris Hallacy, Aditya Ramesh, Gabriel Goh, Sandhini Agarwal, Girish Sastry, Amanda Askell, Pamela Mishkin, Jack Clark, Gretchen Krueger, and Ilya Sutskever. Learning transferable visual models from natural language supervision, 2021. URL <https://arxiv.org/abs/2103.00020>. 6
- [38] Hannah Rashkin, Maarten Sap, Emily Allaway, Noah A. Smith, and Yejin Choi. Event2Mind: Commonsense inference on events, intents, and reactions. In *Proceedings of the 56th Annual Meeting of the Association for Computational Linguistics (Volume 1: Long Papers)*, pages 463–473, Melbourne, Australia, July 2018. Association for Computational Linguistics. doi: 10.18653/v1/P18-1043. URL <https://aclanthology.org/P18-1043>. 1, 3
- [39] Revanth Gangi Reddy, Xilin Rui, Manling Li, Xudong Lin, Haoyang Wen, Jaemin Cho, Lifu Huang, Mohit Bansal, Avirup Sil, Shih-Fu Chang, et al. Mumuqa: Multimedia multi-hop news question answering via cross-media knowledge extraction and grounding. *arXiv preprint arXiv:2112.10728*, 2021. 3
- [40] Michaela Regneri, Marcus Rohrbach, Dominikus Wetzel, Stefan Thater, Bernt Schiele, and Manfred Pinkal. Grounding action descriptions in videos. *Transactions of the Association for Computational Linguistics*, 1:25–36, 2013. 19

- [41] Nils Reimers, Nazanin Dehghani, and Iryna Gurevych. Temporal anchoring of events for the timebank corpus. pages 2195–2204, 01 2016. doi: 10.18653/v1/P16-1207. 3
- [42] Anna Rohrbach, Marcus Rohrbach, Wei Qiu, Annemarie Friedrich, Manfred Pinkal, and Bernt Schiele. Coherent multi-sentence video description with variable level of detail. In *German conference on pattern recognition*, pages 184–195. Springer, 2014. 19
- [43] Marcus Rohrbach, Sikandar Amin, Mykhaylo Andriluka, and Bernt Schiele. A database for fine grained activity detection of cooking activities. In *2012 IEEE conference on computer vision and pattern recognition*, pages 1194–1201. IEEE, 2012. 19
- [44] Arka Sadhu, Tanmay Gupta, Mark Yatskar, Ram Nevatia, and Aniruddha Kembhavi. Visual semantic role labeling for video understanding. In *The IEEE Conference on Computer Vision and Pattern Recognition (CVPR)*, 2021. 2, 3, 4, 17
- [45] Maarten Sap, Ronan Le Bras, Emily Allaway, Chandra Bhagavatula, Nicholas Lourie, Hannah Rashkin, Brendan Roof, Noah A Smith, and Yejin Choi. Atomic: An atlas of machine commonsense for if-then reasoning. In *Proceedings of the AAAI Conference on Artificial Intelligence*, volume 33, pages 3027–3035, 2019. 2
- [46] Ramprasaath R. Selvaraju, Michael Cogswell, Abhishek Das, Ramakrishna Vedantam, Devi Parikh, and Dhruv Batra. Grad-cam: Visual explanations from deep networks via gradient-based localization. In *2017 IEEE International Conference on Computer Vision (ICCV)*, pages 618–626, 2017. doi: 10.1109/ICCV.2017.74. 24
- [47] Lei Sha, Feng Qian, Baobao Chang, and Zhifang Sui. Jointly extracting event triggers and arguments by dependency-bridge RNN and tensor-based argument interaction. In Sheila A. McIlraith and Kilian Q. Weinberger, editors, *Proceedings of the Thirty-Second AAAI Conference on Artificial Intelligence, (AAAI-18), the 30th innovative Applications of Artificial Intelligence (IAAI-18), and the 8th AAAI Symposium on Educational Advances in Artificial Intelligence (EAAI-18), New Orleans, Louisiana, USA, February 2-7, 2018*, pages 5916–5923. AAAI Press, 2018. URL <https://www.aaai.org/ocs/index.php/AAAI/AAAI18/paper/view/16222>. 3
- [48] Jiaming Shen, Yunyi Zhang, Heng Ji, and Jiawei Han. Corpus-based open-domain event type induction. In *Proceedings of the 2021 Conference on Empirical Methods in Natural Language Processing*, pages 5427–5440, Online and Punta Cana, Dominican Republic, November 2021. Association for Computational Linguistics. doi: 10.18653/v1/2021.emnlp-main.441. URL <https://aclanthology.org/2021.emnlp-main.441>. 1, 3, 5, 6, 26
- [49] Mike Zheng Shou, Deepti Ghadiyaram, Weiyao Wang, and Matt Feiszli. Generic event boundary detection: A benchmark for event segmentation. *ICCV*, 2021. URL <https://arxiv.org/abs/2101.10511>. 2, 3, 4
- [50] Gunnar A Sigurdsson, Gül Varol, Xiaolong Wang, Ali Farhadi, Ivan Laptev, and Abhinav Gupta. Hollywood in homes: Crowdsourcing data collection for activity understanding. In *European Conference on Computer Vision*, pages 510–526. Springer, 2016. 4, 19
- [51] Robyn Speer, Joshua Chin, and Catherine Havasi. Conceptnet 5.5: An open multilingual graph of general knowledge. *Proceedings of the AAAI Conference on Artificial Intelligence*, 31(1), Feb. 2017. URL <https://ojs.aaai.org/index.php/AAAI/article/view/11164>. 7, 22
- [52] Meihan Tong, Shuai Wang, Yixin Cao, Bin Xu, Juanzi Li, Lei Hou, and Tat-Seng Chua. Image enhanced event detection in news articles. In *Proceedings of the AAAI Conference on Artificial Intelligence*, volume 34, pages 9040–9047, 2020. 3
- [53] Atousa Torabi, Christopher Pal, Hugo Larochelle, and Aaron Courville. Using descriptive video services to create a large data source for video annotation research. *arXiv preprint arXiv:1503.01070*, 2015. 19
- [54] Ashish Vaswani, Noam Shazeer, Niki Parmar, Jakob Uszkoreit, Llion Jones, Aidan N Gomez, Łukasz Kaiser, and Illia Polosukhin. Attention is all you need. In *Advances in neural information processing systems*, pages 5998–6008, 2017. 7, 23

- [55] Haoyu Wang, Muhao Chen, Hongming Zhang, and Dan Roth. Joint constrained learning for event-event relation extraction. In *Proceedings of the 2020 Conference on Empirical Methods in Natural Language Processing (EMNLP)*, pages 696–706, Online, November 2020. Association for Computational Linguistics. doi: 10.18653/v1/2020.emnlp-main.51. URL <https://aclanthology.org/2020.emnlp-main.51>. 1, 4, 7, 17
- [56] Haoyu Wang, Hongming Zhang, Muhao Chen, and Dan Roth. Learning constraints and descriptive segmentation for subevent detection. In *Proceedings of the 2021 Conference on Empirical Methods in Natural Language Processing*, pages 5216–5226, Online and Punta Cana, Dominican Republic, November 2021. Association for Computational Linguistics. doi: 10.18653/v1/2021.emnlp-main.423. URL <https://aclanthology.org/2021.emnlp-main.423>. 1, 4, 6, 8, 17, 20
- [57] Haoyang Wen, Ying Lin, Tuan Lai, Xiaoman Pan, Sha Li, Xudong Lin, Ben Zhou, Manling Li, Haoyu Wang, Hongming Zhang, et al. Resin: A dockerized schema-guided cross-document cross-lingual cross-media information extraction and event tracking system. In *Proceedings of the 2021 Conference of the North American Chapter of the Association for Computational Linguistics: Human Language Technologies: Demonstrations*, pages 133–143, 2021. 3
- [58] Danfei Xu, Yuke Zhu, Christopher B Choy, and Li Fei-Fei. Scene graph generation by iterative message passing. In *Proceedings of the IEEE conference on computer vision and pattern recognition*, pages 5410–5419, 2017. 3
- [59] Jun Xu, Tao Mei, Ting Yao, and Yong Rui. Msr-vtt: A large video description dataset for bridging video and language. In *Proceedings of the IEEE conference on computer vision and pattern recognition*, pages 5288–5296, 2016. 4, 19
- [60] Hui Yang, Tat-Seng Chua, Shuguang Wang, and Chun-Keat Koh. Structured use of external knowledge for event-based open domain question answering. New York, NY, USA, 2003. Association for Computing Machinery. ISBN 1581136463. doi: 10.1145/860435.860444. URL <https://doi.org/10.1145/860435.860444>. 1, 3
- [61] Wenlin Yao, Zeyu Dai, Maitreyi Ramaswamy, Bonan Min, and Ruihong Huang. Weakly Supervised Subevent Knowledge Acquisition. In *Proceedings of the 2020 Conference on Empirical Methods in Natural Language Processing (EMNLP)*, pages 5345–5356, Online, November 2020. Association for Computational Linguistics. doi: 10.18653/v1/2020.emnlp-main.430. URL <https://aclanthology.org/2020.emnlp-main.430>. 1, 3, 17
- [62] Wenlin Yao, Zeyu Dai, Maitreyi Ramaswamy, Bonan Min, and Ruihong Huang. Weakly supervised subevent knowledge acquisition. In *Proceedings of the 2020 Conference on Empirical Methods in Natural Language Processing (EMNLP)*, 2020. 2
- [63] Mark Yatskar, Luke S. Zettlemoyer, and Ali Farhadi. Situation recognition: Visual semantic role labeling for image understanding. In *2016 IEEE Conference on Computer Vision and Pattern Recognition, CVPR 2016, Las Vegas, NV, USA, June 27-30, 2016*, pages 5534–5542. IEEE Computer Society, 2016. doi: 10.1109/CVPR.2016.597. URL <https://doi.org/10.1109/CVPR.2016.597>. 3
- [64] Rowan Zellers, Ximing Lu, Jack Hessel, Youngjae Yu, Jae Sung Park, Jize Cao, Ali Farhadi, and Yejin Choi. Merlot: Multimodal neural script knowledge models. In M. Ranzato, A. Beygelzimer, Y. Dauphin, P.S. Liang, and J. Wortman Vaughan, editors, *Advances in Neural Information Processing Systems*, volume 34, pages 23634–23651. Curran Associates, Inc., 2021. URL <https://proceedings.neurips.cc/paper/2021/file/c6d4eb15f1e84a36eff58eca3627c82e-Paper.pdf>. 18, 19, 20
- [65] Kuo-Hao Zeng, Tseng-Hung Chen, Juan Carlos Niebles, and Min Sun. Generation for user generated videos. In *European conference on computer vision*, pages 609–625. Springer, 2016. 19
- [66] Tongtao Zhang, Spencer Whitehead, Hanwang Zhang, Hongzhi Li, Joseph G. Ellis, Lifu Huang, Wei Liu, Heng Ji, and Shih-Fu Chang. Improving event extraction via multimodal integration. In *Proceedings of the 2017 ACM on Multimedia Conference, MM 2017, Mountain View, CA, USA, October 23-27, 2017*, pages 270–278, 2017. doi: 10.1145/3123266.3123294. URL <https://doi.org/10.1145/3123266.3123294>. 3

- [67] Luowei Zhou, Chenliang Xu, and Jason J Corso. Towards automatic learning of procedures from web instructional videos. In *AAAI Conference on Artificial Intelligence*, pages 7590–7598, 2018. URL <https://www.aaai.org/ocs/index.php/AAAI/AAAI18/paper/view/17344>. 19

Appendix

We provide additional details in this section which further elucidate the claims and contributions of the paper. It’s divided into the following sections:

- Further details on Events’ definition (Appendix [A](#))
- Details on dataset curation, statistics, annotation and broader impacts. (Appendix [B](#))
- Details on various model components (Appendix [C](#))
- Details on evaluation metric and text only baseline (Appendix [D](#))
- Ablation and Hyperparameter Tuning (Appendix [E](#))
- Qualitative Analysis on predicted results (Appendix [F](#))
- System Evaluation including text event detection (Appendix [G](#))
- A discussion on the model performance (Appendix [H](#))
- M²E²R Dataset sheet [[14](#)] (Appendix [I](#))

A Events and Events-Events Relations

Multimodal event graphs consists of events (text and video) as nodes and relations between them as edges. For the purpose of clarity and consistency, we provide additional details on the definition of each type of events and their relations.

A.1 Text Events

Events in text denote a change of state or the changed state of a person, thing or entity. An event trigger is the word which most clearly expresses the occurrence of the event. For the purpose of annotating events in text article, we task the annotators to annotate all possible event triggers. Events triggers can be (underlined text denote event triggers):

- Verbs. (eg. They have been married for three years)
- Nouns. (eg. The attack killed 7 and injured 20)
- Nominals. Nominals are created from verb or adjective, eg. decide → decision.
- To resolve the cases where both a verb and a noun are possible event triggers, we select the noun whenever the noun can be used by itself as a trigger word (eg. The leaders held a meeting in Beijing).
- To resolve the cases where both verb and an adjective are possible event triggers, the adjective is selected as the trigger word whenever it can stand alone to express the resulting state brought about by the event (eg. The explosion left at least 30 dead and dozens injured).
- In cases where multiple verbs are used together to express an event, the main verb is chosen as the event trigger (eg. John tried to kill Mary).
- In case the verb and particle occur contiguously in a sentence, we will annotate both the verb and particle as event trigger (Jane was laid off by XYZ Corp).
- Sometimes, multiple events are present withing a single scope ie. the sentence. In such cases, each sentence should be annotated with trigger words corresponding to all the events (eg. The explosion left at least 30 dead).

Additionally, we ask the annotators not to annotate the following type of events (underlined text denote events not to be annotated):

- Negative Events. An event is negative when it is explicitly indicated that the event did not occur (eg. His wife was sitting on the backseat and was not hurt).
- Hypothetical Events. This includes the events which are believed to have happened or are hypothetical in nature (eg. Chapman would be concerned for his safety if released).
- Generic Events. A generic event is any event which is contained in a generic statement (Terrorists often flee to nation-states with crumbling governments to avoid interference).

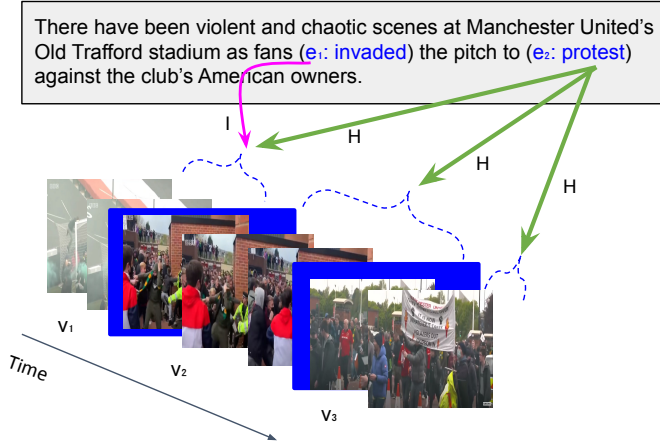


Figure 5: Illustration of Hierarchical and Identical Relation Types. I: Identical; H: Hierarchical. While event e_1 : invaded is ‘Identical’ to the video event showing people on the pitch v_1 , event e_2 : protest is ‘Hierarchical’ to all video events – v_1 : showing invasion, v_2 : showing clash, v_3 : showing rally – representing different aspects of protest.

A.2 Event Relation Types

There are primarily four types of relations that have been explored in the literature: identical [19, 16], hierarchical [56], temporal [55] and causal [61, 44]. While each of these relations are important towards building a comprehensive event graph, exploring all of them together is extremely challenging due to the annotation time required and the difficulty at distinguishing the different relation types for annotators. Despite the event relation prediction being a longstanding and established problem in NLP, no single large scale dataset exists containing all four relation types. Because the annotation and task difficulty increases substantially in the multimodal setting, we focus on the two most frequently found multimodal relation types in our human annotated data: Hierarchical and Identical relations.

Identical events are those events which denote exactly the same real world event. In contrast, two events are said to be hierarchically related if one of the event (parent event) spatio-temporally contains the other event (subevent). For this task, we constrain parent event to be a text event only to simplify the task and limit disagreements between the annotators. We provide additional illustration of the difference in these two types of relations in Figure 5.

As a corollary, a video event is ‘Identical’ to a text event if and only if the text event begins and ends in the video event and there is no more aspect to it, otherwise the text event is ‘Hierarchical’ to the video event. For example, a text event, ‘meeting’, will have a ‘Hierarchical’ relation to a video event showing two people shaking hands because the event ‘meeting’ has aspects other than just shaking hands like ‘discussion’, ‘interview’ etc.

Although, the direction of our Hierarchical relation is from text event to video event, we make a note that there could be event-event relations directed from video event to text event. However, we do not deal with them in this work to make the task more tractable.

B Dataset Details

B.1 Dataset Curation

We consider the news domain for our dataset collection as news stories often contain rich events information along with their nuanced event-event relations. However, news articles are often opinionated and run the risk of being biased. One way of adjudging this bias is to rate the political leaning of news outlet as being left, center or right. To minimize such bias and collect only factual news, we employ media rating website, allsides.com, to select news agencies rated as ‘Center’. Using this strategy, we end up with 9 news media sources: Associated Press, Axios, BBC News, Christian Science Monitor, Forbes, NPR, The Hill, Wall Street Journal and Reuters.

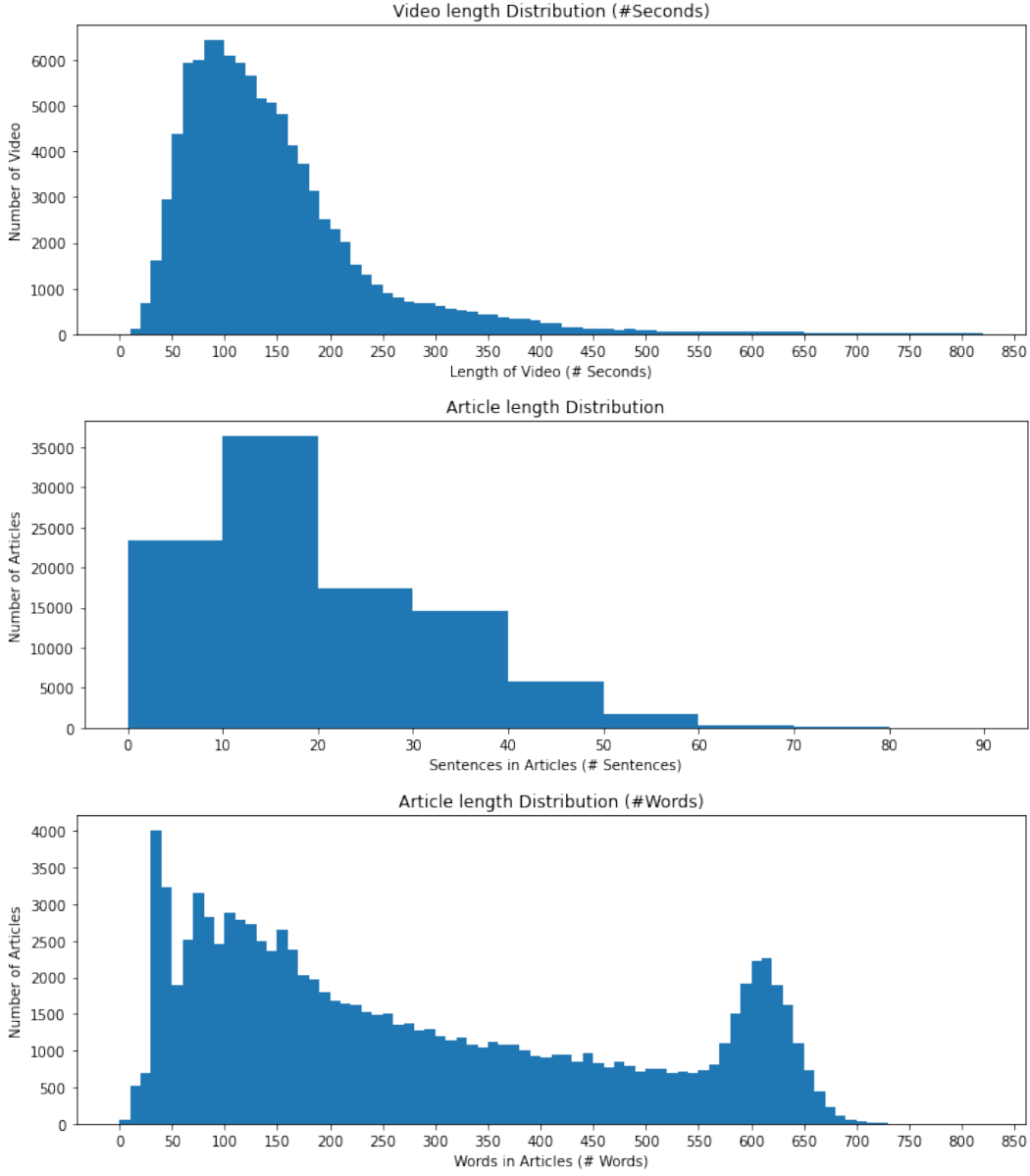


Figure 6: Data Statistics: Top row shows the distribution of video duration, middle row shows the distribution of article sentence length and the last row shows the distribution of article Word length.

Having finalized the news sources, we collect YouTube channel ids for all these sources. Next, we scrape videos, associated descriptions and closed captions from the collected channel ids. Videos longer than 14 minutes or having a description length smaller than 10 words were filtered out. We end up with dataset of size 100.5K samples: 100K for training and 526 for evaluation. We further divided this evaluation set into two sets: 249 for validation and 277 for testing.

B.2 Dataset Exploration

Data Statistics We provide additional data statistics on distribution of video duration, text article #words and #sentences in Figure 6. We observe that most of the videos in our dataset are at least 100 seconds long and most of the text articles have at least 10 sentences and 50 words. We compare these statistics against other video language dataset below.

We compare our dataset against 10 related video language datasets in Table 5. Our dataset is around 20x bigger in terms of total video duration and number of sentences. Datasets such as HowTo100M [33] and MERLOT [64] which only contain closed captions as textual data without accompanying

Dataset	Domain	#Videos	#Avg. len (sec)	#Total hours	ASR	#Sent.
MSVD [9]	Open	1970	10	5.3	No	70K
MPII Cooking [43]	Cooking	44	600	8	No	5609
TACoS [40]	Cooking	127	360	15.9	No	18K
TACoS-MLevel [42]	Cooking	185	360	27.1	No	53K
M-VAD [53]	Movie	92	6.2	84.6	No	56K
MSR-VTT [59]	Open	7180	20	41.2	No	200K
Charades [50]	Human	9848	30	82.01	No	28K
VTW [65]	Open	18.1K	90	213.2	No	45K
YouCook II [67]	Cooking	2000	316	176	No	15K
ActyNet Cap [23]	Open	20K	180	849	No	100K
M2E2R (Train)	News	100K	148.9	4138.86	Yes	1.9M

White House	trump obama donald white house barack biden presidential republican
International	talks peace agreement leaders secretary deal conference
Attack	injured hospital car attack bomb blast wounded scene damaged
Election	election vote elections presidential voters voting candidate percent
Justice	court trial judge case charges lawyer prison accused lawyers
War	soldiers troops army forces fighting border rebels area fire
Entertainment	film actor star movie actress director hollywood festival
Conference	conference cutaway reporters general spokesman want need
Congress	house senate congress committee trump senator republican democrats
Protest	protesters protest demonstrators anti chanting rally march demonstration

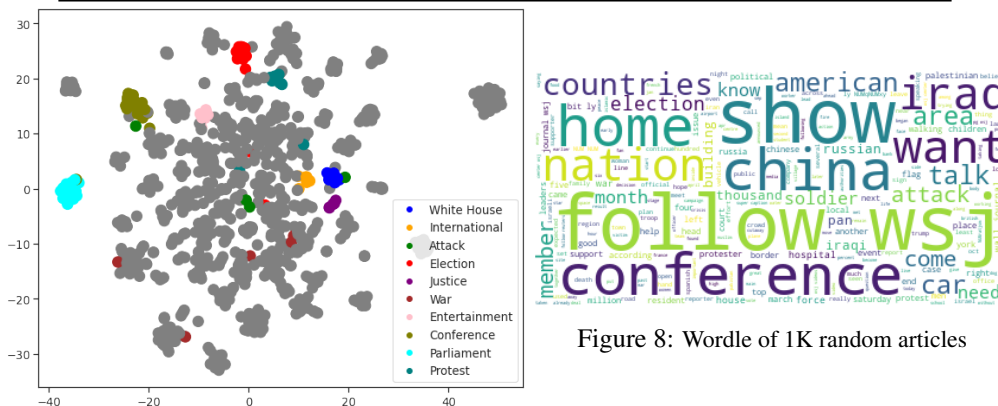


Figure 7: TSNE topic distribution for 1K random articles

Data Topic Exploration To discover the range of news topics covered by our dataset, we employed LDA topic modeling [4] implemented in Mallet [32] following Zellers et al. [64]. Precisely, we grouped our dataset into 100 topics using a vocabulary of size 22K consisting of words which occurred in at least 25 articles but no more than 10% of articles. Further, we removed those topic which contained media source names (eg. Reuters, WSJ etc.).

19

B.3 Annotation Tool

For annotating the evaluation set, we used the Label Studio² annotation tool. We did not use the vanilla tool; rather we customized it according to our use case. The screenshots of annotation interface is shown in Figure 9.

The top row shows an overview of our interface. The text article, pre-populated with automatically extracted text events (depicted by red boxes), is on the left. The video along with a scroll bar and play/pause button is in the center. It has also been pre-populated with automatically extracted video events. These video events are shown by segmented green bars in center middle. The dark green segment shows the selected video event. The rightmost panel shows information on selected event, the list of all annotated text and video events and finally, the list of all event-event relation annotations.

The annotation task is divided into two subtasks – 1) adding/deleting text events; and 2) annotating all possible ‘Hierarchical’ and ‘Identical’ multimodal relations from text event to video event. The middle rows shows the steps involved in adding a text event in blue and deleting a text event in pink. To add text event, the annotator first needs to click on the box marked ‘Text Event’ at top left corner. Then, they need to select word(s) from article to be labelled as a text event. To delete a text event, the annotator needs to first click on the red box containing the event to be deleted. Then, they need to either hit backspace key or click on the delete icon on the rightmost panel.

The bottom row illustrates the process of labelling a multimodal relation from text event to video event. To annotate a relation, the annotator needs to first click on the text event that they want to label the relation from. Then, they need to click on the relation icon on the rightmost panel. Next, the video event segment, to which the relation is directed to, needs to be clicked. Finally, the type is relation needs to be selected from the drop down menu displayed at the bottom on rightmost panel.

Once the annotation is complete, we export the labels in json format.

B.4 Privacy, Distribution and Social Impact

Privacy As discussed, we download videos from the official YouTube channels of news media companies. As such, the videos are publicly available as well as originating from a public entity. Further, we manually verified on ~50 videos that the youtube descriptions do not contain any reference to individual authors; rather they contain generic links to news agency website and their social media pages. These steps taken minimizes the risk of compromising privacy/identity of any individual.

Distribution and Licensing Following data release strategy from prior work [64, 33], we will be only releasing urls of the YouTube videos. This enables us to publicly release the data quickly while also minimizing potential consent and privacy issues. The usage of the data is for non-commercial research and educational purposes, which we believe constitutes ‘fair use’. However, our data release strategy is aimed at further reducing any potential licensing issues.

Social Impact Our dataset have been sourced from news domain to ensure richness of events. However, as news media tend to be opinionated, and sometimes sensationalized, the dataset risks suffering from racial, gender, cultural and religious bias. As discussed in previous sections, we consciously took steps to reduce these biases by making an effort to collect factual news from ‘Center’ rated news media sources.

C Model Components Details

C.1 CLIP For Video Event Retrieval

As discussed in the main paper, we employ a weakly supervised training method due to supervised training data constraints. As the first step in this strategy, we collect pseudo labels. Given a paired text article and video, we first extract all text events $\{e_i\}_{i=1}^m$ and all video events $\{v_j\}_{j=1}^n$. Next, we detect all hierarchical pairs in text, $\{e_u e_{u_s}\}_{u=1, s=1}^{u=p, s=q}$, using Wang et al. [56]. Here, e_u is the parent event and e_{u_s} is the subevent. Finally, we employ CLIP to match text subevent e_{u_s} with a video event so that we can propagate the hierarchical relation from text subevent to video subevent, giving us the

²<https://labelstud.io/>

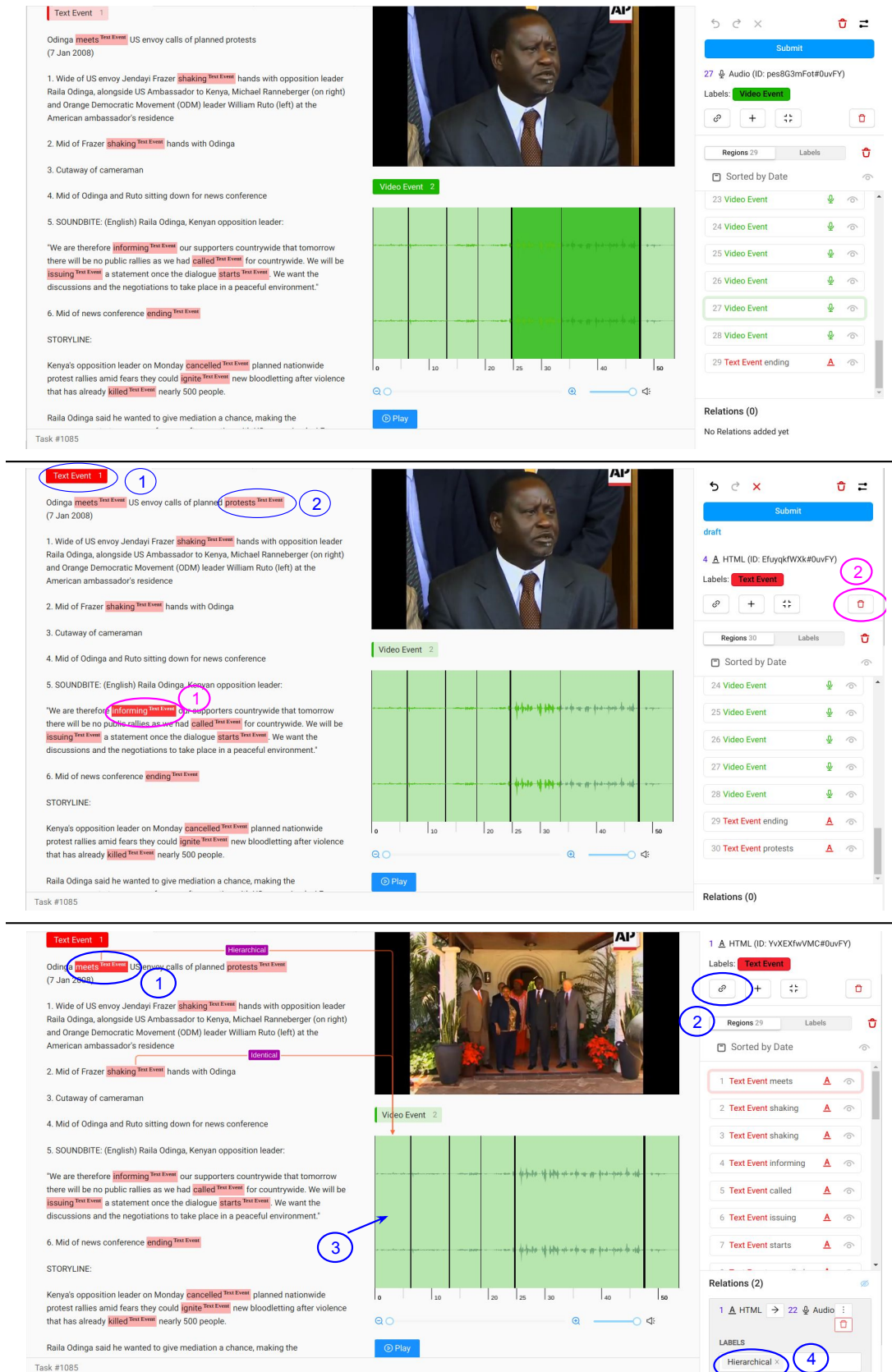


Figure 9: Top: Overview of Annotation Tool. Middle: Task 1 – Text Event Annotation. Steps for adding text event shown in blue and steps for deleting text event shown in pink. Bottom: Task 2 – Multimodal Event-Event Relation Annotation

Table 7: Ablation studies on components and features. “MERP Basic” represents the basic MERP model. “CT” denotes the contextual transformer. “CS” denotes the common-sense knowledge features. “EI” denotes the embedding interactions, including the subtraction and element-wise product of textural and visual features.

	Hierarchical			Identical			Avg F1
	P	R	F1	P	R	F1	
MERP Basic	12.1	30.7	17.4	7.2	42.8	12.4	14.9
+ CT	17.4	23.9	20.1	7.5	43.3	12.8	16.5
+ CS	13.4	29.1	18.4	7.6	44.9	13.0	15.7
+ EI	15.2	29.3	20	7.3	45.1	12.5	16.3
+ CT + CS + EI	21.9	22.1	22.0	8.2	44.5	13.9	18.0

required multimodal hierarchical relation (pseudo label) from text parent event to video subevent. We describe the precise approach for this matching step below.

CLIP is a multimodal transformer model which encodes text into an embedding using a transformer architecture, $f_t(\cdot)$, and separately encodes image into an embedding, in the same embedding space as the text embedding, using another transformer architecture, $f_i(\cdot)$. It then scores the alignment of text and image using a distance scoring function – typically cosine – between encoded text embedding and encoded image embedding.

While encoding text, CLIP brackets the input sentence with [SOS] and [EOS] tokens and outputs the activation of the [EOS] token from the highest layer of text transformer as the embedding representation for the whole sentence. However, we want the embedding of the event word contextualized by words around it. To this end, we change the attention masking of [EOS] token in the last layer of text transformer from being uniform to all words in the sentence to focusing on the event word with a polynomially decreasing attention mask depending on the distance of the words in sentence from the event word. We represent this modified text encoder by $f'_t(\cdot)$.

We encode the text event e_{u_s} by inputting the sentence containing the event word, $se_{u_s} = [w_1, w_2, \dots, e_{u_s}, \dots, w_i, \dots, w_n]$, to f'_t to get $f'_t(se_{u_s})$. To encode the video event, $v_{u_{s_l}}$, we first represent it as a stack of frames sampled at some f_s frames per second, $v_{u_{s_l}} = \{F_y^{u_{s_l}}\}_{y=1}^Z$. Next, we encode each frame using the image encoder, $f_i(\cdot)$, and aggregate the contribution of each frame to get the video event embedding: $\frac{1}{Z} \sum_{y=1}^Z f_i(F_y^{u_{s_l}})$. We say that the text event, e_{u_s} , represent the same event as the video event, $v_{u_{s_l}}$, if:

$$f'_t(se_{u_s}) \times \frac{1}{Z} \sum_{y=1}^Z f_i(F_y^{u_{s_l}}) > \lambda. \quad (1)$$

λ is a threshold that we arrived at by fine-tuning on the multimodal event pairs which had ‘Identical’ relations from 100 video article sample pairs in the validation set. The threshold found, $\lambda = 30.39$ gave a precision value of 75% on the validation set. Using eq. (1), we arrive at the required text event - video event matching pairs, $\{e_{u_s} v_{u_{s_l}}\}_{l=1}^r$.

C.2 Commonsense Features from Knowledge Base

We leverage commonsense knowledge in the world to help us predict multimodal relations between open domain events. To this end, we use ConceptNet [51], a large scale knowledge base containing concepts, entities and events as nodes and the relation between them as edges. We extract positive and negative event pairs from ConceptNet and use it to train the commonsense feature extractor, $CS(\cdot, \cdot)$. $CS(\cdot, \cdot)$ is a single linear layer which concatenates the embeddings of the event pairs to form its input. It outputs a 512 dimensional embedding as commonsense features, which is trained using contrastive loss. These extracted features characterize how ‘Hierarchical’ event pairs should relate to each other.

C.3 Implementation Details

We provide additional implementation details in this section.

Table 8: Ablation studies on the number of layer n in the contextual Transformer.

	Hierarchical			Identical			Avg F1
	P	R	F1	P	R	F1	
$n = 1$	21.9	22.1	22.0	8.2	44.5	13.9	18.0
$n = 2$	16.5	24.3	19.6	8.0	46.4	13.6	16.6
$n = 4$	20.0	19.4	19.7	7.9	49.3	13.6	16.7
$n = 6$	15.5	31.2	20.7	7.9	47.8	13.6	17.2

Table 9: Ablation studies on the pruning strategies for identical relation predictions.

	Hierarchical			Identical			Avg F1
	P	R	F1	P	R	F1	
MERP (w/o pruning)	21.9	22.1	22.0	7.7	45.8	13.2	17.6
MERP	21.9	22.1	22.0	8.2	44.5	13.9	18.0

- To extract video event features, we sample frames uniformly from the video event clip at a rate of f_s . f_s in this work was fixed at 3 frames per second.
- The video event embeddings extracted using CLIP forms the token embedding to be fed to the Contextual Transformer (CT). These embeddings are concatenated by positional embeddings, as is common with transformer architectures ([54]). Further, we cap the maximum number of video events that CT can process at 77 to limit the computational cost.
- As CLIP has demonstrated strong performance in co-relating multimodal data, we use CLIP to remove false positive ‘Identical’ relations from model prediction. To implement it, we use eq. (1) with a threshold of 28.0. Event pairs scoring below this threshold are pruned. This threshold was again arrived at using the validation set.

D Experimental Details and Setup

D.1 Mathematical Formulation For Evaluation Metric

Given ground truth event-event relations $\{r_i\}_{i=1}^K$ and predicted relations $\{p_j\}_{j=1}^K$, where $r_i, p_j \in \{\text{‘Hierarchical’}, \text{‘Identical’}, \text{‘NoRel’}\}$, we define Precision (P_t), Recall (R_t) and F_1 (F_{1t}) for a relation, $t \in \{\text{‘Hierarchical’}, \text{‘Identical’}\}$, as:

$$P_t = \frac{|\{p_i, \forall p_i = t\} \cap \{r_i, \forall r_i = t\}|}{|\{p_i, \forall p_i = t\}|} \quad R_t = \frac{|\{p_i, \forall p_i = t\} \cap \{r_i, \forall r_i = t\}|}{|\{r_i, \forall r_i = t\}|} \quad F_{1t} = \frac{P_t R_t}{P_t + R_t}$$

Then, Avg $F_1 = \frac{\sum_t F_{1t}}{2}$.

D.2 Text Only Baseline Details

We construct text only baseline by using video ASR as proxy for video itself – each video event is represented by the ASR content within the timestamps of the video event. Now, events and event-event relations with text article can be extracted from ASR using NLP models. However, we don’t use raw ASR directly. We found it difficult because they are unpunctuated and the NLP models to detect events and event-event relations have been trained on punctuated data. As such, we punctuate ASR using [1].

We observed the Text baseline to have a low recall in Table 7. On manual analysis, we found three reasons for it: 1) a number of video events do not associated ASR content; 2) some video events are very short in duration which limits the ASR content to a very few words; and 3) text events detected in ASR sometimes don’t provide useful information about the events in video (eg. an event such as ‘mentioned’ detected in ASR).

Table 10: Effects of weighted sampling (WS) and multiple instance learning (MIL) strategies

	Hierarchical			Identical			Avg F1
	P	R	F1	P	R	F1	
MERP	21.9	22.1	22.0	8.2	44.5	13.9	18.0
MERP w/ MIL	7.4	47.7	12.8	7.3	47.5	12.7	12.8

E Ablation and Hyperparameter Details

Network Architecture Ablation We report the ablation study on the components of our model, MERP, in Table 7. The result demonstrates the contribution of each component choice: Contextual Transformer (CT) improves performance by 1.4%, Commonsense Features improves performance by 0.8% and Embedding Interactions improve performance by 1.4%.

We also observe that the contribution of contextual transformer is most significant towards the full model performance. This makes sense because contextualizing a video event with respect to other video event can significantly change its interpretation. For example, a video event showing crowd of people on streets could be demonstrators agitating against the government or cheering on their newly elected leader depending on the context.

Influence of Number of Layers in Contextual Transformer. To further investigate the influence of different number of layer n in the contextual Transformer, we conducted a set of ablations by setting $n = \{1, 2, 4, 6\}$, and results are reported in Table 8. As can be observed, all different layer settings can achieve good Avg F_1 score, which demonstrates robustness of our model. Meanwhile, $n = 1$ achieves slightly better results. The reason could be that more layers cause some over-fitting. As such, we use $n = 1$ in setting in our best model.

Pruning Strategy As shown in Table 9, the pruning strategy can slightly improve the F_1 score on identical event relations, and maintain the performance on hierarchical relations.

Dealing with Noisy Labels As discussed in the main paper, our training labels are actually pseudo labels derived using other NLP and Vision models. As such, the labels are naturally noisy. To deal with this noise, we employed Multi Instance Learning (MIL) [6] training objective (Table 10). However, we found that it didn’t improve performance. One possible reason could be the fact that our large scale training data compensates for the inherent noise in labels. Such outcome have also been observed previously by Jia et al. [22].

F Qualitative Analysis on predicted samples

We provide additional qualitative results and visualizations in Figure 10. As can be seen, our model is able to enrich text event graph with new visual events nodes and different multimodal relations from diverse topics (explosion and protest). This is especially emphatic because our model was trained in an open domain setting and was not specifically trained to detect events from these topics.

Further, we compute heatmap visualization for illustrating the attention of the model while making predictions. We use Grad-CAM for this purpose [46, 15]. Through these visualizations, we provide evidence that the model is indeed learning meaningful co-relations between text and visual events instead of learning some statistical prior. For example, in top row we can see that the model is focussing on smoke while predicting it’s hierarchically related to explosion.

G End-to-End System Evaluation: Event Detection + Relationship Prediction

Multimodal Event graphs consists of text and video events as nodes and the event-event relations as edges. The proposed task in the paper, M²E²R, focuses on prediction and evaluation of multimodal event-event relations, given a text and video event. The assumption is that we are

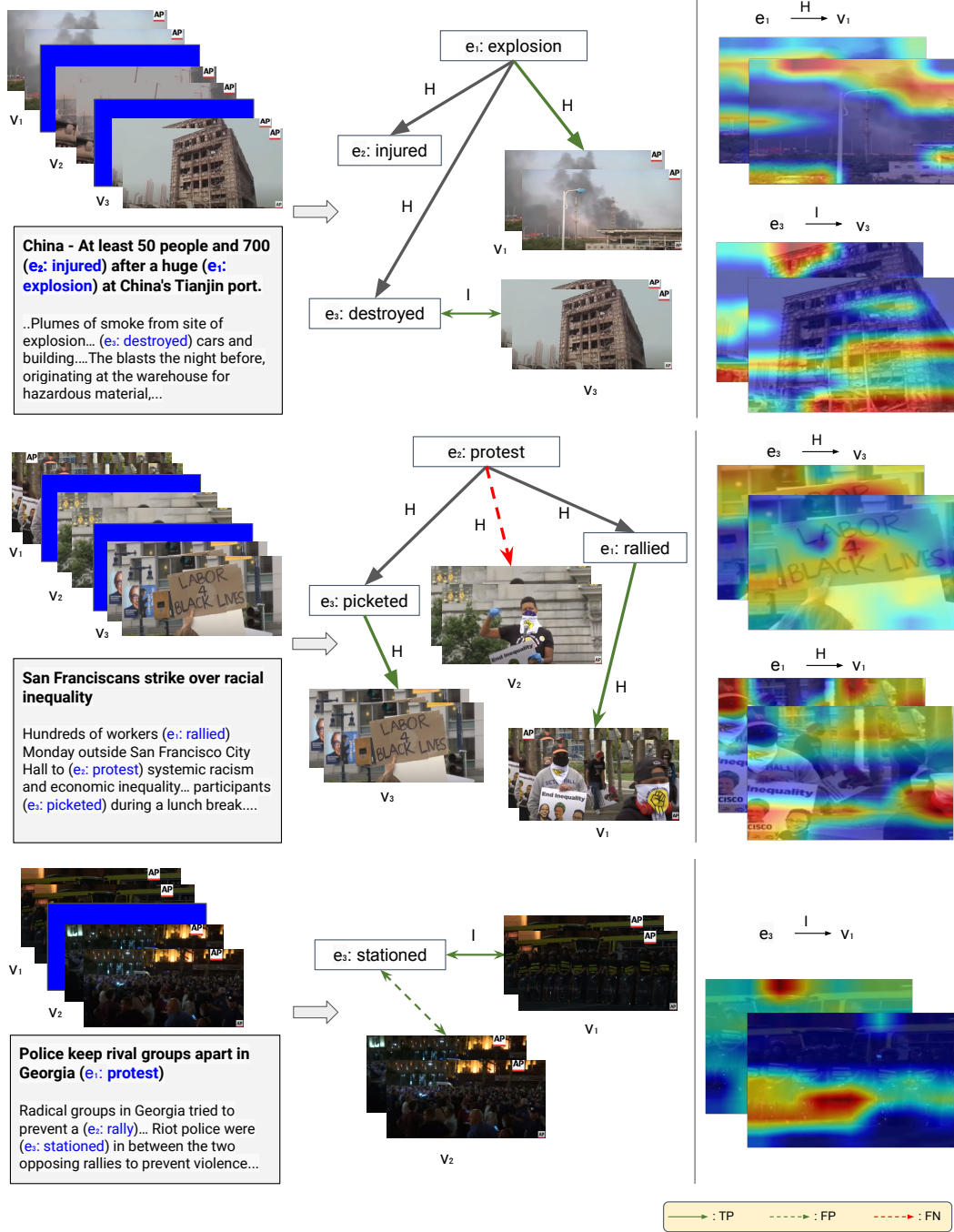


Figure 10: Model Prediction: The left column shows the input, middle column shows the model output and the right column shows heatmap visualizations of the input based on the prediction.

provided with ground truth text and video events. However, the assumption doesn't hold for 'in the wild' text-video pair. To generate multimodal event graphs for such an input, we need to predict text and video events first and then predict the relations between them. As such, we evaluate our model against this combined task as well – event detection and event-event relation prediction.

In this setting, the model is first required to predict text event and then predict multimodal event-event relation between the predicted text event and given video event. We don't task the model to predict video events because our video events are actually camera shots by definition and are

Table 11: Comparison with baseline models on the validation/test set for the IETe2Ve setting.

	Hierarchical			Identical			Avg F1
	P	R	F1	P	R	F1	
Prior Base.	0.9/0.2	0.2/0.2	0.2/0.2	0.1/0.1	0.1/0.1	0.1/0.1	0.1/0.1
Text Base.	3.9/0.0	0.1/0.0	0.1/0.0	0.5/1.6	3.6/10.0	0.8/2.8	0.5/1.4
MM Base.	21.8/11.2	2.2/1.7	3.9/2.9	5.0/6.7	23.9/26.1	8.2/10.7	6.1/6.8
MERP	5.5/5.6	6.4/7.6	5.9/6.5	4.2/5.3	30.1/30.0	7.3/9.0	6.6/7.8

not annotated by the annotators. The evaluation is then done between the predicted multimodal event-event relations and ground truth multimodal event-event relations. The evaluation metric remains the same – Precision, Recall and F_1 . We call this setting IETe2Ve (Information Extraction + Text event to Video event relation prediction) and the earlier setting of predicting only multimodal event-event relations Te2Ve(Text event to Video event relation prediction).

In our model, we use Shen et al. [48] to extract text events and then predict the multimodal relations the usual way. For Text Base. and MM Base. as well, we again use Shen et al. [48] as the first step to detect text events. The results are reported in Table 11. MERP obviously performs worse now than in Te2Ve setting (7.8 vs 12.8 on test set). However, it still performs better than next best baseline by 1%.

We note the extreme challenge posed by this setting – predicting open domain events and then predicting relations between it and open domain video events. This is also evidenced by extremely low performance of Prior Base. – 0.1 Avg F_1 down from 1.62 in Te2Ve setting. This is so because in IETe2Ve, it must consider all words in text article as possible events. This makes the prior of ‘NoRel’ very high, significantly reducing number of relations predicted as ‘Hierarchical’ and ‘Identical’. We also note the low performance of Text Base. – this is due to the same reasons discussed in Appendix D.1.

H Discussion

As discussed in the main paper, one of the biggest advantage of our proposed model, MERP, over even the best baseline, is the ability to predict multimodal relations where the video subevent is not mentioned in text article. We provide quantitative results as further evidence – MERP has a recall of 15.92 for such multimodal Hierarchical relations as against 2.14 for the baseline. We arrive at this result by evaluating the models against those multimodal Hierarchical relations for which the video subevent was not annotated with a corresponding Identical text event.

Performance Bottleneck. One major reason is that we are dealing in an open domain setting. While, there are many advantages to having an open domain of video and text events, it makes understanding new events and then predicting their relationships very challenging.

I Datasheet for M²E²R

In this section, we present a DataSheet [13, 3] for M²E²R, synthesizing many of the other analyses we performed in this paper.

1. Motivation For Datasheet Creation

- **Why was the dataset created?** In order to study cross-modal event event relations.
- **Has the dataset been used already?** No.
- **What (other) tasks could the dataset be used for?** Possibly visual grounding and multi-modal schema induction.

2. Data composition

- **What are the instances?** The instances that we consider in this work are pairs of news articles and associated videos .
- **How many instances are there?** We include 100.5K news articles and associated videos.

- **What data does each instance consist of?** The instances have ‘raw’ video frames and text.
- **Is there a label or target associated with each instance?** The train set doesn’t contain any label, while the test set is annotated with text events and their multimodal relations (‘Hierarchical’ or ‘Identical’) with video events.
- **Is any information missing from individual instances?** No.
- **Are relationships between individual instances made explicit?** Not applicable – we do not study relations between different videos and articles.
- **Does the dataset contain all possible instances or is it a sample?** Just a sample.
- **Are there recommended data splits (e.g., training, development/validation, testing)?** We divide our data into train/val/test splits.
- **Are there any errors, sources of noise, or redundancies in the dataset? If so, please provide a description.** Yes. The Inter Annotator Agreement scores for Hierarchical multimodal relations is 47.5 which denotes inconsistencies in the annotation of different annotators. However, we argue that this task is difficult and even in NLP, where this task is unimodal, the IAA scores of two established datasets [16, 19] are 69 and 62 respectively.
- **Is the dataset self-contained, or does it link to or otherwise rely on external resources (e.g., websites, tweets, other datasets)?** The dataset is self-contained. However, we only release video urls for the sake of minimizing privacy and consent issues.

3. Collection Process

- **What mechanisms or procedures were used to collect the data?** We used the pytube³ and youtube-search-python⁴ library.
- **How was the data associated with each instance acquired? Was the data directly observable (e.g., raw text, movie ratings), reported by subjects (e.g., survey responses), or indirectly inferred/derived from other data?** The data was directly observable from YouTube.
- **If the dataset is a sample from a larger set, what was the sampling strategy (e.g., deterministic, probabilistic with specific sampling probabilities)?** We collected random 100.5K youtube video and description pairs from 9 media sources rated Center.
- **Who was involved in the data collection process (e.g., students, crowdworkers, contractors) and how were they compensated (e.g., how much were crowdworkers paid)?** Data collection was primarily done by the first author of this paper.
- **Over what timeframe was the data collected? Does this timeframe match the creation timeframe of the data associated with the instances (e.g., recent crawl of old news articles)? If not, please describe the timeframe in which the data associated with the instances was created.** The data was collected from August 2021 to September 2021. Although, the data was created by the news media sources as early as 1963. They were uploaded on the YouTube platform since it was established.

4. Data Preprocessing

- **Was any preprocessing/cleaning/labeling of the data done (e.g., discretization or bucketing, tokenization, part-of-speech tagging, SIFT feature extraction, removal of instances, processing of missing values)?** We do not preprocess or label the train set. However, we do label the test set for multimodal event-event relations.
- **Was the “raw” data saved in addition to the preprocessed/cleaned/labeled data (e.g., to support unanticipated future uses)? If so, please provide a link or other access point to the ‘raw’ data.** The raw data was saved, but at this time we do not plan to release it directly due to copyright and privacy concerns.
- **Is the software used to preprocess/clean/label the instances available? If so, please provide a link or other access point.** We will release our code upon the acceptance of publication.
- **Does this dataset collection/processing procedure achieve the motivation for creating the dataset stated in the first section of this datasheet? If not, what are the**

³<https://pytube.io/en/latest/>

⁴<https://pypi.org/project/youtube-search-python/>

limitations? The qualitative results (Figure 10) and data exploration (Ccreffig:data-wordle) illustrate rich diversity of events and their relations, implying our goal of creating a dataset for studying multimodal events relations was successful. However, there are limitations which we discuss in Appendix B.4.

5. Dataset Distribution

- **How will the dataset be distributed?** We plan to distribute all the videos and articles.
- **When will the dataset be released/first distributed? What license (if any) is it distributed under?** We will release the dataset upon acceptance of publication.
- **Are there any copyrights on the data?** It should be “fair use”.
- **Are there any fees or access restrictions?** No.

6. Dataset Maintenance

- **Will the dataset be updated? If so, how often and by whom?** No.
- **Is there a repository to link to any/all papers/systems that use this dataset?** No.
- **If others want to extend/augment/build on this dataset, is there a mechanism for them to do so?** Not at this time.

7. Legal and Ethical Considerations

- **Were any ethical review processes conducted (e.g., by an institutional review board)?** We haven’t done official processes.
- **Does the dataset contain data that might be considered confidential?** No, we only use public videos.
- **Does the dataset contain data that, if viewed directly, might be offensive, insulting, threatening, or might otherwise cause anxiety? If so, please describe why.** Yes, we discuss this in Appendix B.4.
- **Does the dataset relate to people?** Yes.
- **Does the dataset identify any subpopulations (e.g., by age, gender)?** Not explicitly.
- **Is it possible to identify individuals (i.e., one or more natural persons), either directly or indirectly (i.e., in combination with other data) from the dataset?** Yes. All the videos we use are publicly available,