

Private Set Matching Protocols

Kasra EdalatNejad
EPFL
Switzerland
kasra.edalat@epfl.ch

Wouter Lueks
EPFL
Switzerland
wouter.lueks@epfl.ch

Mathilde Raynal
EPFL
Switzerland
mathilde.raynal@epfl.ch

Carmela Troncoso
EPFL
Switzerland
carmela.troncoso@epfl.ch

ABSTRACT

We introduce *Private Set Matching (PSM)* problems, in which a client aims to determine whether a collection of sets owned by a server matches her interest. Existing privacy-preserving cryptographic primitives cannot solve PSM problems efficiently without harming privacy. We propose a new modular framework that enables designers to build privacy-friendly PSM systems that output one bit: whether a server set or collection of server sets matches the client’s set, while guaranteeing privacy of client and server sets. The communication cost of our protocols scales linearly with the size of the client’s set and is independent of the number of server sets and their total size. We demonstrate the potential of our framework by designing and implementing novel solutions for two real-world PSM problems: determining whether a dataset has chemical compounds of interest, and determining whether a document collection has relevant documents. Our evaluation shows that our privacy gain comes at a reasonable communication and computation cost.

KEYWORDS

Private set intersection, private computation, homomorphic encryption, private aggregation

1 INTRODUCTION

In many scenarios, a server holds a collection of sets and clients wish to determine whether or how many server sets *match* their own set, while keeping clients and server sets private. We call these *Private Set Matching (PSM)* problems. We identify the privacy and efficiency requirements of PSM problems by analyzing three real-world use cases: determining whether a pharmaceutical database contains compounds that are chemically similar to the client’s [35, 59], determining whether an investigative journalist holds relevant documents [19] (or how many), and matching a user’s profile to items or other users in mobile apps [58, 60, 61].

We find that PSM problems have three common characteristics: (1) Clients want to compare their *one* set with *all* sets at the server. (2) Clients do not need per-server set results, only an aggregated output (e.g., whether any server set matches). (3) Clients and server want privacy: the server should learn nothing about the clients’ sets, and the clients should only learn the aggregated output. PSM problems differ, however, in their definition of *when sets match*.

Typically, set matching is defined as a function of the intersection of two sets. Hence, private set matching problems can be solved [19, 56, 68] using private set intersection (PSI) protocols – which let

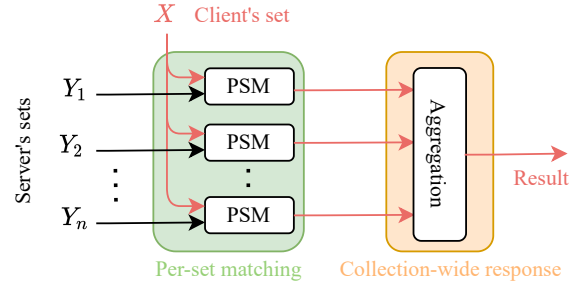


Figure 1: Structure of our PSM framework. Red arrows show values encrypted under the client’s key.

clients privately compute the intersection between their set and *one* server set [10–12, 32, 47, 47–50] – and then computing matches locally. This approach, however, is *inefficient*: it requires one PSI interaction *per server set*. Additionally, it *reduces privacy of the server’s collection* by leaking information about server sets beyond the aggregated result. Such leakage can have negative consequences, such as clients learning secret chemical properties of compounds or learning the content of journalists’ sensitive document collections.

While PSM problems differ in their details, they all follow the same structure: first compute per-set matches then aggregate them. Performing this computation in plain, on either client or server, comes at the cost of privacy. We construct a framework for solving PSM problems that leverages computation *in the encrypted domain*, see Fig. 1. Our framework starts with the server applying a configurable matching criteria to compute per-set *binary* answers “is this server set of interest to the client” using an encrypted client’s set. Matching criteria are application-dependent; our framework implements cardinality threshold, containment, and set similarity measures. Next, the server aggregates these per server-set results. Aggregation methods are application-dependent too; our framework implements variants such as determining whether at least one set matches or counting the number of matching sets. Finally, the client decrypts the aggregated result.

Our work makes the following contributions:

- ✓ We introduce Private Set Matching (PSM) problems. We derive their requirements from three real-world problems. We show that existing solutions cannot efficiently satisfy privacy needs.

- ✓ We propose a modular PSM framework that separates basic PSI functionality, from flexible matching criteria, and many-set aggregation. Our framework simplifies designing private solutions.

✓ We design single-set protocols where the client learns a *one-bit output* – whether one server set is of interest to the client – and many-set protocols where the client learns a *collection-wide output* that aggregates individual PSM responses.

✓ Our PSM protocols use oblivious polynomial evaluation. The communication cost scales linearly with the size of the client’s set and is *independent* of the number of server sets and their total size. Our protocols do not require preprocessing and outperform existing PSI-based protocols under the same privacy guarantees.

✓ We demonstrate our framework’s capability by solving chemical compounds and document matching scenarios. Empirical evaluation shows the privacy gain of PSM over PSI comes at a very reasonable communication and computation cost.

2 PRIVATE SET MATCHING

In this section we define the Private Set Matching (PSM) problem. We derive its basic requirements from three real-world matching problems. We show how the PSM setting differs from the traditional PSI scenario and thus why existing PSI solutions cannot satisfy the privacy requirements of PSM problems.

2.1 Case studies

We study three cases that can benefit from PSM.

Chemical Similarity. Chemical research and development is a multi-billion dollar industry. When studying a new chemical compound, knowing the properties of similar compounds can speed up research. In an effort to monetize research, companies sell datasets describing thousands to millions of compounds they researched.

Chemical R&D teams are willing to pay high prices for these datasets *but only if* they include compounds similar to their research target. Determining the suitability of datasets is tricky. To protect their businesses, buyers want to hide the compound they are currently investigating [56], and sellers do not want to reveal information about the compounds in their dataset.

Chemical similarity of compounds is determined by computing molecular fingerprints of compounds, and then comparing these fingerprints [6, 35, 38, 59, 64, 65]. Fingerprints are based on the substructure of compounds and are represented as a fixed-size bit vectors – these vectors are between a few hundred to a few thousand bits. Measures such as Tversky [62] and Jaccard [28] determine the similarity of these fingerprints and thus of compounds.

Revealing pair-wise intersection cardinalities or even similarity scores between the fingerprints of a target compound and seller’s compounds results in unacceptable leakages. A buyer can reconstruct an n -bit molecular fingerprint F by learning similarity values between F and $n + 1$ known compounds [56]. To prevent leakage about the seller’s dataset, the buyer should learn only the number of similar compounds in the seller’s dataset, or, better, only learn whether at least one similar compound exists.

Peer-to-Peer Document Search. Privacy-preserving peer-to-peer search engines help users and organizations with strict privacy requirements to collaborate safely. We take the example of investigative journalists who, while unwilling to make their investigations or documents publicly available, want to find collaboration opportunities within their network.

To identify those opportunities, a journalist performs a search to learn whether *another journalist* has documents of interest [19]. The querying journalist crafts queries made of keywords relevant for their investigation, and these query keywords are compared to each document in the document owners’ collections. A document is deemed relevant if its keywords either contain all query keywords, or a sufficient number of them. Each document owner has a collection of a thousand documents (on average), and each document is represented by around a hundred keywords.

The sensitivity of the documents’ content and of the journalists’ investigations demand that both the content of the documents and queries remain private [19]. It suffices for the querying journalist to learn one bit of information – that at least one or a threshold number of documents in the owner’s collection is relevant – to determine whether they should contact the owner.

Matching in mobile apps. A common feature in mobile apps is enabling users to find records of interest in the app servers’ databases, e.g., restaurants [60], new routes for running [58], or suitable dating partners [41, 61]. Users are typically interested in records that have at least a number of matching characteristics in common with their search criteria or even are a perfect match. Also, for full functionality, users need to be able to retrieve these records.

The user-provided criteria – typically range choices entered via radio buttons or drop-down menus – are compared to the attributes of records. An app database can have millions of records and records can have dozens to hundreds of attributes.

Both search criteria and records are sensitive. Knowing search criteria enables profiling of user interests. These are particularly sensitive for dating applications. Thus, search queries should be kept private. The secrecy of the records in the database is not only at the core of the business value of these apps but also required by law in cases where records contain personal data (e.g., dating apps).

2.2 PSM requirements

In this section, we extract requirements that PSM protocols should fulfill – in addition to basic PSI properties such as client privacy – based on the commonalities between the use cases. We also identify properties that, while not required, make the deployment of PSM protocols easier in practice.

2.2.1 Requirements.

RQ.1: Flexible set matching. PSM protocols need to be able to determine matches between sets without revealing other information such as intersections or cardinalities to the client.

In the use cases, matches can be modeled as a function of the intersection between a client and a server set. A chemical compound is interesting when the Tversky or Jaccard similarity with the query compound exceeds a threshold. A document is interesting when some or all query keywords are present in the document’s keyword set. And a record is interesting when a threshold of query attributes are present in a record.

Clients do not need to know the intersection or its cardinality. Therefore, PSM protocols must not leaking these intermediate values to the client and instead compute a one-bit matching status.

RQ.2: Aggregate many-set responses. PSM protocols need to have the capability to provide an aggregated response for a collection of sets without leaking information about individual sets.

Our three use cases highlight that in many applications, a client (buyer, journalist, user) may want to compare their input (compounds under investigation, keywords of interest, search criteria) with a *collection* of sets (compounds in a database, documents in a collection, records in a database). Thus, PSM protocols must consider collections instead of the two-set setting.

Moreover, in our use cases clients are satisfied with a response that summarizes the utility of the collection as a whole. For example, a buyer is interested in a chemical dataset if it contains at least one similar compound and a querier journalist may contact a document owner if the owner has a number of relevant documents. Therefore, to protect the server’s privacy, PSM protocols should only reveal aggregated per-collection results. This is particularly important to limit leakage when clients can make several queries.

RQ.3: Efficient clients. PSM protocols must demand little communication and computation from clients.

Clients may be constrained in their resources. This can be in terms of computation, e.g., in mobile apps where battery has to be preserved; or in terms of bandwidth, e.g., in mobile apps where users may not have unlimited data plans, or in the journalist scenario where journalists can be in locations with poor Internet access. Therefore, PSM protocols should not incur a large client-side cost.

Fulfilling the many-set requirement (RQ.2) notably helps towards efficiency. Clients do not need to repeat computation and send multiple queries when applying the same criteria to all N server sets [19]. Moreover, sending aggregated per-collection responses reduces the transfer cost of the response from $\Omega(N)$ to $O(1)$.

2.2.2 Desirable properties.

DP.1: Handling unbalance. It is desirable that PSM protocols are efficient in extremely unbalanced scenarios, with large total server set size and small client set size.

In the PSM setting, the server holds a collection of sets. As a result, the total number of server elements is large. On the other hand, the client only submits one set per query. Search queries commonly have a limited size. This leads to a large imbalance between the server’s and client’s input sizes. For example, in the document search scenario, search queries usually have less than 10 keywords, while the server sets together contain hundreds of millions of keywords. To gain efficiency, PSM protocols should not push the server load onto the client.

DP.2: Handling small domains. It is desirable that PSM protocols are efficient when the input domain of the sets is small.

In some PSM scenarios, the input is drawn from a small domain. For example, in a dating profile, the gender (male, female, other) and age (a number between 18 to 120) attributes can be represented using only a few hundred set elements. Taking advantage of small input domain should allow PSM protocols to gain in efficiency and eventually scale to a larger number of sets.

2.3 Related Work

We introduce the private set intersection (PSI) protocols which are most relevant to our work. We split protocols into two categories: traditional protocols focusing on single-set intersection or cardinality, and protocols that go beyond this scenario. We assess these works with respect to two critical aspects of PSM problems: privacy, and efficiency on clients. The many-set scenario impacts our assessment of client efficiency (RQ.3) as it leads to an extreme imbalance, regardless of supporting desired property DP.1 or DP.2. Thus, we assess client efficiency assuming that the server input size may be *6 orders of magnitude* larger than the client’s. We summarize existing schemes and their suitability for the PSM scenario in Table 1.

2.3.1 Single-set PSI: intersection and cardinality.

Most PSI protocols focus on scenarios where each party holds exactly one set. The client learns information about the intersection of these sets while (i) not learning anything about the server’s non-intersecting elements, and (ii) not leaking any information about their own set to the server. PSI protocols in the literature focus on providing two possible outputs: the *intersection* (e.g., finding common network intrusions [39], or discovering contacts [17]); and the *cardinality of the intersection* (e.g., privately counting the number of common friends between two social media users [40], or performing genomic tests [4]). Works in this area opt for a variety of trade-offs between the computational capability and the amount of bandwidth required to run the protocol [8, 29, 31, 44], showing that PSI can scale to large datasets [30, 47], and support light clients [31].

We classify PSI protocols in four classes by their underlying cryptographic primitive and discuss their suitability for PSM.

OT-based protocols. The fastest class of PSI protocols builds on oblivious transfers (OTs). Early OT-based protocols can compute the intersection of million-item sets in a few seconds [49]. Later protocols use hashing to map the sets to small buckets and then apply efficient oblivious PRFs based on OTs to the items in these buckets to enable plaintext comparisons [33, 43, 45, 50]. Typical OT-based approaches reveal these comparison results (and thus intersections or cardinalities), to the client; therefore, they do not satisfy our single-set privacy requirement (RQ.1) nor do they allow aggregation (RQ.2). The communication cost is linear in the size of the client *and* server set, so OT approaches do not satisfy our requirement for client efficiency (RQ.3). We discuss OT-based approaches that support SMC extensions in Section 2.3.2.

Generic Circuits. Circuit-based PSI protocols use secure two-party computation, e.g., Yao’s garbled circuits [66], to compute set intersections. A first class constructs a full circuit to evaluate the set intersection [26, 29, 31, 46, 48]. Circuit-based approaches can be extended to support flexible set matching or many-set aggregation straightforwardly. However, circuits are at least linear in the size of the server input. This limit is fundamental and circuits cannot satisfy our client efficiency requirement.

There are protocols that use circuits as a building block in larger protocols [29, 31]. For example, obliviously evaluating a PRF such as AES or LowMC [2]. These approaches do not support extending the circuit to do post-processing, so we do not categorize them as part of circuit-based protocols.

OPRFs using asymmetric cryptography. Some protocols construct Oblivious Pseudo-random Functions (OPRFs) from asymmetric primitives such as Diffie-Hellman [31, 54], RSA [11, 12, 31] or discrete logarithms [10]. The client obliviously evaluates the PRF on its elements with the server, and the server sends the PRF evaluation of its elements to the client. The client then locally compares.

OPRF-based approaches focus on comparison, similar to OT, and cannot compute flexible set matches without leaking intermediate information about sets. The communication cost is linear in the size of client *and* server sets. But preprocessing can make the online transfer cost independent of the server size.

Oblivious Polynomial Evaluation. Another approach is to use (partial) homomorphic encryption [53] to determine set intersection using oblivious polynomial evaluation (OPE) [8, 14, 21, 25]. The client encrypts their elements and sends them to the server. The server constructs a polynomial with its set elements as roots, evaluates the polynomial on encrypted client elements, randomizes the result, and sends them back to the client. The client decrypts the results, a 0 indicates a matching element. We use a similar approach in our HE schemes. Existing OPE-based approaches do not support flexible set matching or aggregation, but achieve computation and communication costs independent of the server set size on the client.

2.3.2 Custom PSI protocols.

Flexible functionality. Several custom solutions provide more complex privacy-preserving functionalities than intersection or cardinality. These include computing the sum of associated data [27], evaluating a threshold on intersection size [24, 67, 68], or computing Tversky similarity [56]. These approaches improve privacy by supporting flexible set matching but they were not designed with a many-sets scenario and privacy-preserving aggregation in mind. These schemes are optimized for a specific setting, and adapting them requires rethinking their design. None of these approaches achieve cost independent of the server input size.

Extendable. There have been efforts in making the hashing- and OT-based PSI protocols extendable with generic SMC [7, 9, 26, 47, 48, 52]. These works support arbitrary privacy extensions, but focus on scenarios with equal client and server sizes and have cost linear in the server size. The linear communication cost to the server input size seems to be a fundamental limit of SMC approaches.

2.3.3 Other relevant works. We study two groups of papers with similar techniques/scenarios to our work outside our PSI categories. Two papers consider a scenario with *many server sets* [19, 56]. These two works are closest to our final system; we discuss and compare them to our system in Section 10. Other papers focus on *small input domain* and represent sets as bit-strings [5, 26, 55, 56]. As our focus is solving PSM problems, we leave the comparison of our small domain PSI variants to existing work to Appendix F.

3 A FRAMEWORK FOR PSM SCHEMES

Our analysis in Section 2.3 shows that, with the exception of a few special purpose solutions, previous work cannot be used to solve PSM problems without either losing privacy or efficiency. Instead of designing custom solutions for specific problems (as

Table 1: Overview of PSI approaches in the PSM setting.

		Privacy		Efficiency
		RQ.1	RQ.2	RQ.3
OT	[33, 43, 45, 49, 50]	×	×	×
Circuit	[26, 29, 46, 48, 52]	✓	✓	×
Asym. OPRF	[10–12, 31, 31, 54]	×	×	✓*
OPE	[8, 14, 21, 25]	×	×	✓
Flexible func.	[24, 27, 56, 67, 68]	✓	×	×
Extendable	[7, 9, 26, 47, 48, 52]	✓	✓	×
This paper		✓	✓	✓

*Efficient communication requires pre-processing.

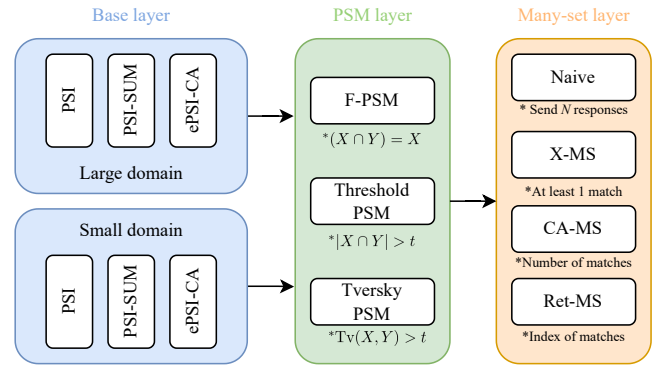


Figure 2: An overview of our layers and their composition. Refer to Table 5 for a summary of protocol definitions.

in Section 2.3.3), we design a modular framework that enables the design of PSM solutions with minimal effort while providing both great privacy and performance close to ad-hoc solutions. We organize our protocols in the following layers, as shown in Fig. 2:

Base Layer protocols operate directly on single client’s and server’s sets. These protocols compute single-set PSI functionalities such as intersection or cardinality. This layer includes algorithms optimized for small and large input domains.

PSM Layer protocols use base layer protocols to compute a binary answer determining whether the server set is of interest to the client. Computation in this layer is the same regardless of the domain size.

Many-Set Layer protocols combine the output of N PSM protocols (run on each of the server’s sets) and aggregate these N responses into one collection-wide response.

We combine these layers to solve PSM protocols and satisfy our requirements, see also Fig. 1. The PSM layer protocols (using the base PSI layer) operate on the encrypted client’s set to compute binary per-set matches (RQ.1). The many-set layer tackles collections of sets and aggregates individual set responses to compute per-collection responses (RQ.2).

This construction ensures client efficiency (RQ.3). All layers are evaluated at the server to deal with the large unbalance between client and server input sizes (DP.1). The special *small-domain* base

layer efficiently handles small input domains (DP.2). The many-set layer enables (1) sending *only one* single-set client query for searching a collection of N sets and (2) aggregates N server set responses to achieve constant size server responses (RQ.3).

Our framework simplifies building new privacy-preserving PSM solutions into two tasks: requirement analysis to understand the problem, and configuring the framework to provide the required privacy. Our modular approach supports extensions. If an application has a new matching or aggregation criteria, designers only need to add one functionality to the appropriate layer while benefiting from the remaining layers. In Section 10, we show how to use our framework to build solutions for performing chemical similarity and peer-to-peer document search.

Additional design decisions. Our framework provides security and privacy in a nuanced threat model. As we show in Section 8, the framework ensures client-set privacy against malicious servers, and server-set privacy against malicious clients. However, our framework only provides correctness in the *semi-honest server* setting. This is a deliberate design decision. Even if we would use cryptographic tools such as zero-knowledge proofs to ensure correct server computation, such computation would only be correct with respect to the server’s *freely chosen* inputs (e.g., the server could just input random sets). We therefore do not aim to provide system-wide correctness. We discuss the rationale for our decision and how malicious correctness impacts our requirements and privacy in Appendix E.

We chose not to use preprocessing in our framework. In the use cases we considered, clients perform only a small number of queries. Thus the pre-processing cost cannot be amortized over many queries and is therefore of limited benefit.

We choose to build protocols with just *one round* of communication. In this way, our framework can support systems where we cannot assume that both parties are online during the whole process. For example, journalists in a peer-to-peer search engine are often offline [19]. Asynchrony leads to high roundtrip times and makes multiple round protocols unsuitable.

Porting to Somewhat Homomorphic Encryption. Our framework is designed with FHE in mind and assumes unbounded multiplication depth. For practical purposes, we port the majority, but not all, of our protocols to support execution with somewhat homomorphic encryption and optimize operations in Section 9.

4 TECHNICAL BACKGROUND

We introduce our notation and define the syntax of the fully homomorphic encryption scheme we use.

Notation. Let ℓ be a security parameter. We write $x \leftarrow X$ to denote that x is drawn uniformly at random from the set X . Let q be a positive integer, then \mathbb{Z}_q denotes the set of integers $[0, \dots, q)$, and \mathbb{Z}_q^* represent the elements of \mathbb{Z}_q that are co-prime with q . We write $[n]$ to denote the set $\{1, \dots, n\}$, and use $\langle a_i \rangle_m$ to present the list $[a_1, \dots, a_m]$. We drop the subscript m when the list length is clear from the context. We write $\llbracket x \rrbracket$ to denote the encryption of x .

Algorithm 1 Check whether $\llbracket x \rrbracket$ is zero.

```

function HE.IsZero( $pk, \llbracket x \rrbracket$ )
     $\llbracket b \rrbracket = 1 - \llbracket x \rrbracket^{(q-1)}$ 
    return  $\llbracket b \rrbracket$ 
     $\triangleright b \leftarrow (x = 0)$ 

```

4.1 Homomorphic Encryption

Homomorphic encryption (HE) schemes enable arithmetic operations on encrypted values without decryption. We use a homomorphic encryption scheme that operates over the ring \mathbb{Z}_q with prime q , such as BFV [20].

Syntax. HE is defined by the following procedures:

- $\text{params} \leftarrow \text{HE.ParamGen}(q)$. Generates a HE parameter with the plaintext domain \mathbb{Z}_q .
- $pk, sk \leftarrow \text{HE.KeyGen}(\text{params})$. Takes the parameter params and generates a fresh pair of keys (pk, sk) .
- $\llbracket x \rrbracket \leftarrow \text{HE.Enc}(pk, x)$. Takes the public key pk and a message $x \in \mathbb{Z}_q$ and returns the ciphertext $\llbracket x \rrbracket$.
- $x \leftarrow \text{HE.Dec}(sk, \llbracket x \rrbracket)$. Takes the secret key sk and a ciphertext $\llbracket x \rrbracket$ and returns the decrypted message x .

The correctness property of homomorphic encryption ensures that $\text{HE.Dec}(sk, \text{HE.Enc}(pk, x)) \equiv x \pmod{q}$.

Homomorphic operations. HE schemes support homomorphic addition (denoted by $+$) and subtraction (denoted by $-$) of ciphertexts: $\text{HE.Dec}(\llbracket a \rrbracket + \llbracket b \rrbracket) = a + b \pmod{q}$ and $\text{HE.Dec}(\llbracket a \rrbracket - \llbracket b \rrbracket) = a - b \pmod{q}$. HE schemes also support multiplication (denoted by \cdot) of ciphertexts: $\text{HE.Dec}(\llbracket a \rrbracket \cdot \llbracket b \rrbracket) = a \cdot b \pmod{q}$.

Besides operating on two ciphertexts, it is possible to perform addition and multiplication with plaintext scalars. In many schemes, such scalar-ciphertext operations are more efficient than first encrypting the scalar and then performing a standard ciphertext-ciphertext operation. We abuse notation and write $a\llbracket x \rrbracket + b$ to represent $(\llbracket a \rrbracket \cdot \llbracket x \rrbracket) + \llbracket b \rrbracket = \llbracket ax + b \rrbracket$.

4.2 Core functions

We realize that the complex functionality of PSM protocols can be reduced to a sequence of calling zero detection and inclusion test procedures. These two functions allow us to describe our protocol at a higher abstraction level. Moreover, any improvement to these basic functions automatically enhances our framework.

Zero Detection. The function $\llbracket b \rrbracket \leftarrow \text{HE.IsZero}(pk, \llbracket x \rrbracket)$ computes whether the ciphertext $\llbracket x \rrbracket$ is an encryption of zero. The binary output $b \in \{0, 1\}$ is defined as $b = 1$ if $x \equiv 0 \pmod{q}$ otherwise $b = 0$. We rely on the ring structure of \mathbb{Z}_q to build HE.IsZero . Based on Fermat’s Little Theorem, we know that for all prime numbers q , any non-zero variable $x \in \mathbb{Z}_q^*$ to the power $q-1$ is congruent to one modulo q . We can perform this exponentiation with $\lg(q)$ multiplications. See Algorithm 1 for the implementation.

The high multiplicative depth of HE.IsZero currently makes it impractical for use with most somewhat homomorphic encryption schemes. We hope that with the advances in HE schemes and research on HE comparison and equality test, efficient instantiations of this function become available to unlock our framework’s full capabilities. When evaluating our framework in Section 10 we use ad-hoc techniques to prevent the need for this function.

Algorithm 2 Check inclusion of an encrypted variable x in a plain $Y = \{y_1, \dots, y_n\}$ or an encrypted $Y = \{\llbracket y_1 \rrbracket, \dots, \llbracket y_n \rrbracket\}$ set.

```

function HE.IsIn( $pk, \llbracket x \rrbracket, Y = \{\llbracket y_1 \rrbracket, \dots, \llbracket y_n \rrbracket\}$ )
   $\llbracket \text{result} \rrbracket \leftarrow \prod_{i \in [n]} (\llbracket x \rrbracket - \llbracket y_i \rrbracket)$ 
   $r \leftarrow \mathbb{Z}_q^*$ 
  return  $r \cdot \llbracket \text{result} \rrbracket$ 

function HE.IsIn( $pk, \llbracket x \rrbracket, Y = \{y_1, \dots, y_n\}$ )
   $[a_0, \dots, a_n] \leftarrow \text{ToCoeffs}(Y)$   $\triangleright$  Such that  $\prod_i (x - y_i) = \sum_i a_i x^i$ 
   $\llbracket \text{result} \rrbracket \leftarrow \sum_{i \in [0..n]} a_i \cdot \llbracket x \rrbracket^i$ 
   $r \leftarrow \mathbb{Z}_q^*$ 
  return  $r \cdot \llbracket \text{result} \rrbracket$ 

```

Inclusion Test. The function $\llbracket I \rrbracket \leftarrow \text{HE.IsIn}(pk, \llbracket x \rrbracket, Y)$ checks if x is included in the set Y of cardinality n . We consider two variants. In the first, Y is a set of ciphertexts $\llbracket y_i \rrbracket$, in the second, Y is a set of plaintexts y_i . In both cases, the output I equals 0 if and only if a y_i exists such that $x \equiv y_i \pmod{q}$, otherwise I will be a uniformly random element in \mathbb{Z}_q^* .

The function HE.IsIn relies on oblivious polynomial evaluation (OPE) [21, 25], see Algorithm 2. In both variants, we create an (implicit) polynomial P with roots y_i , and evaluate $\llbracket \text{result} \rrbracket = \llbracket P(x) \rrbracket$. If x is in the set, there exists a variable y_i where $x \equiv y_i$, thus result is zero, and so is I . Otherwise, result is the product of n non-zero factors modulo q . Since q is prime, the product of non-zero values is non-zero. The random value r ensures that in this case the output I is a uniformly random element in \mathbb{Z}_q^* . The multiplicative depth of HE.IsIn scales with the size of the set Y . We use the second form, where Y is a set of plaintexts, to compute HE.IsIn at a lower multiplicative depth when $\llbracket x^i \rrbracket$ are known, see Section 9.3.

5 BASE LAYER

In this section, we present the base layer of our framework. It provides three basic single-set private set intersection operations. The first two compute intersection and its cardinality. The third is a generalization of the cardinality where the server assigns weights to its elements, and the output is the sum of weights corresponding to the intersection (PSI-SUM). These protocols are set up in a way that the server can continue computation on the output of the base layer (see Fig. 2), but they can be used in isolation too.

5.1 Protocols with Large Input Domain

The three large-domain protocols follow the same structure, see Fig. 3. The client holds set X and the server holds set Y . The client generates a HE key pair $(pk, sk) \leftarrow \text{HE.KeyGen}(\text{params})$ and sends the public key pk to the server ahead of the protocol. Clients encrypt each of the elements x_i in their set X and send them to the server as a query. The server runs a protocol-specific processing function PROCESS to obtain the result M . The protocol is either used as the first layer and passes M into the second layer, or is a stand alone protocol and returns M to the client. The client runs the protocol-specific function REVEAL to compute the final result. Algorithm 3 instantiates PROCESS and REVEAL for the three protocols.

PSI. The PSI protocol computes $X \cap Y = \text{PSI}(X, Y)$. The server uses the inclusion test HE.IsIn (see Section 4.1) to compute an inclusion status $\llbracket s_i \rrbracket$ for each client element x_i (see PSI-PROCESS). An element x_i is in the intersection if and only if the corresponding inclusion status $\llbracket s_i \rrbracket$ is zero (recall that a zero indicates that the

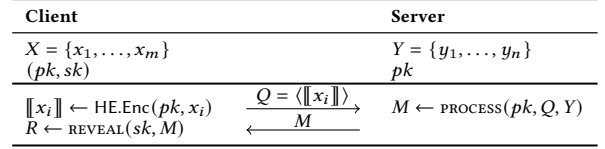


Figure 3: Single set protocol structure with large domain.

corresponding client element is in the server set). When used as a stand-alone protocol, the server returns the list of encrypted inclusion values M , which the client then decrypts (see PSI-REVEAL).

Cardinality. The PSI cardinality protocol computes $|X \cap Y| = \text{PSI-CA}(X, Y)$. There exist two variants: the standard PSI-CA variant in which the *client* learns the cardinality $|X \cap Y|$ [10, 16], and the ePSI-CA variant in which the *server* learns an *encrypted* cardinality [68]. We focus on the latter to enable further computation on the intersection cardinality in next layers.

Our ePSI-CA protocol (see ePSI-CA-PROCESS) first computes the inclusion statuses $\llbracket s_i \rrbracket$ using PSI-PROCESS and then uses HE.IsZero to compute – in the ciphertext domain – the cardinality, i.e., the number of elements $\llbracket s_i \rrbracket$ that are zero. When used as a stand-alone protocol, the server returns $\llbracket \text{ca} \rrbracket$ to the client which decrypts it to obtain the answer (see ePSI-CA-REVEAL).

When the cardinality protocol is used as a stand alone protocol without next layers, it is possible to mimic earlier work [10] and construct a cardinality protocol from the above-mentioned naive PSI protocol by shuffling server responses M before returning them.

Sum. In the PSI-SUM protocol, the server assigns a weight to each of its elements and computes the sum of weights of common elements, i.e., $\text{PSI-Sum}(X, (Y, W)) = \sum_{\{i | y_i \in X\}} w_i$. To this end, PSI-SUM-PROCESS takes the weights W as extra input. The server computes a binary inclusion status $\llbracket t_i \rrbracket$ for each server element y_i . The server then proceeds similarly to ePSI-CA to compute the encrypted weighted sum. When used as a stand-alone protocol, the server returns $\llbracket W \rrbracket$ to the client which decrypts it to obtain the answer (see PSI-SUM-REVEAL).

OPE-based PSI schemes are overlooked in the literature due to their quadratic $O(|X| \cdot |Y|)$ computation cost. We show that the extreme imbalance in PSM problems enables our scheme to provide a competitive computation cost while achieving communication cost independent of the server input size.

5.2 Small Domain Extension

When the domain D of the client and server sets is small, sets can be efficiently represented and manipulated as bit-vectors [5, 55, 56]. To this end, the client and server first agree on a fixed ordering $d_1, \dots, d_{|D|}$ of elements in the domain D . Figure 4 shows the structure of the small domain protocols. This time, the client's query consists of a vector of encrypted inclusion statuses $z_i = 1$ iff $d_i \in X$ and 0 otherwise for all elements in the domain.

Assume for now that clients honestly compute the values $\llbracket z_i \rrbracket$. Algorithm 4 shows how to instantiate the small domain PROCESS functions. The function PSI-SD-PROCESS creates a bit vector for the intersection. To do so, the server multiplies the indicator $\llbracket z_i \rrbracket$ with another binary indicator γ_i determining whether the element

Algorithm 3 PROCESS and REVEAL: single set protocols with *large input domain*.

```

function PSI-PROCESS( $pk, Q = \langle \llbracket x_i \rrbracket \rangle, Y$ )
   $\llbracket s_i \rrbracket \leftarrow \text{HE.IsIn}(pk, \llbracket x_i \rrbracket, Y)$ 
  return  $M \leftarrow \langle \llbracket s_i \rrbracket \rangle$ 

function PSI-REVEAL( $pk, M = \langle \llbracket s_i \rrbracket \rangle$ )
  return  $\{x_i \mid \text{HE.Dec}(sk, \llbracket s_i \rrbracket) = 0\}$ 

function ePSI-CA-PROCESS( $pk, Q = \langle \llbracket x_i \rrbracket \rangle, Y$ )
   $\langle \llbracket s_i \rrbracket \rangle \leftarrow \text{PSI-PROCESS}(pk, \langle \llbracket x_i \rrbracket \rangle, Y)$ 
   $\llbracket ca \rrbracket \leftarrow \sum_{i \in [m]} \text{HE.IsZero}(\llbracket s_i \rrbracket)$ 
  return  $M \leftarrow \llbracket ca \rrbracket$ 

function ePSI-CA-REVEAL( $pk, M = \llbracket ca \rrbracket$ )
  return  $\text{HE.Dec}(sk, \llbracket ca \rrbracket)$ 

function PSI-SUM-PROCESS( $pk, Q = \langle \llbracket x_i \rrbracket \rangle, Y, W = \langle w_i \rangle$ )
   $\llbracket t_i \rrbracket \leftarrow \text{HE.IsIn}(pk, y_i, \langle \llbracket x_i \rrbracket \rangle)$ 
   $\llbracket \mathcal{W} \rrbracket \leftarrow \sum_{i \in [n]} w_i \cdot \text{HE.IsZero}(pk, \llbracket t_i \rrbracket)$  ▷ Compute sum
  return  $\llbracket \mathcal{W} \rrbracket$ 

function PSI-SUM-REVEAL( $pk, M = \llbracket \mathcal{W} \rrbracket$ )
  return  $\text{HE.Dec}(sk, \llbracket \mathcal{W} \rrbracket)$ 

```

Client	Server
Domain: $D = \{d_1, \dots, d_{ D }\}$	D
$X = \{x_1, \dots, x_m\} \subseteq D$	$Y = \{y_1, \dots, y_n\} \subseteq D$
(pk, sk)	pk
<hr/>	
$z_i \leftarrow (d_i \in X)$	
$\llbracket z_i \rrbracket \leftarrow \text{HE.Enc}(pk, z_i)$	$Q = \langle \llbracket z_i \rrbracket \rangle \rightarrow$
	$\llbracket A \rrbracket \leftarrow \text{PROCESS}(pk, Q, Y)$ $\llbracket t_i \rrbracket \leftarrow \text{HE.IsIn}(pk, \llbracket z_i \rrbracket, \{0, 1\})$ $\llbracket R \rrbracket \leftarrow \sum_{d \in D} \llbracket t_i \rrbracket$
$R \leftarrow \text{REVEAL}(sk, M)$	\xleftarrow{M}
	$M \leftarrow \llbracket A \rrbracket + \llbracket R \rrbracket$

Figure 4: Single set protocol for small domains. Blue lines protect server privacy against misbehaving clients.**Algorithm 4** PROCESS: single set protocols with *small input domain*.

```

function PSI-SD-PROCESS( $pk, Q = \langle \llbracket z_i \rrbracket \rangle, Y$ )
   $y_i \leftarrow (d_i \in Y)$ 
   $\llbracket s_i \rrbracket \leftarrow \llbracket z_i \rrbracket \cdot y_i$ 
  return  $M \leftarrow \langle \llbracket s_i \rrbracket \rangle$ 

function ePSI-CA-SD-PROCESS( $pk, Q = \langle \llbracket z_i \rrbracket \rangle, Y$ )
   $\langle \llbracket s_i \rrbracket \rangle \leftarrow \text{PSI-SD-PROCESS}(pk, \langle \llbracket z_i \rrbracket \rangle, Y)$ 
   $\llbracket ca \rrbracket \leftarrow \sum_{d_i \in D} \llbracket s_i \rrbracket$ 
  return  $M \leftarrow \llbracket ca \rrbracket$ 

function PSI-SUM-SD-PROCESS( $pk, Q = \langle \llbracket z_i \rrbracket \rangle, Y, W$ )
   $\langle \llbracket s_i \rrbracket \rangle \leftarrow \text{PSI-SD-PROCESS}(pk, \langle \llbracket z_i \rrbracket \rangle, Y)$ 
   $\llbracket \mathcal{W} \rrbracket \leftarrow \sum_{d_i \in D} w_i \cdot \llbracket s_i \rrbracket$ 
  return  $M \leftarrow \llbracket \mathcal{W} \rrbracket$ 

```

d_i is present in the server set Y . The final status $\llbracket s_i \rrbracket$ will be an encryption of 1 if d_i is present in both sets and 0 otherwise.

The remaining two functions ePSI-CA-SD-PROCESS and PSI-SUM-SD-PROCESS compute the sum and weighted-sum, respectively, of the inclusion status $\llbracket s_i \rrbracket$ for all possible domain values $d_i \in D$.

Malicious clients can deviate from the protocol and submit non-binary ciphertexts $\llbracket z_i \rrbracket$. In doing so, they can learn more than the permitted cardinality/sum. Because the query is encrypted, the server cannot detect this misbehavior. The standard approach of using zero-knowledge proofs to ensure honest behavior is expensive. Therefore, we use an HE approach to protect against malicious clients. The server builds a randomizer term $\llbracket R \rrbracket$ (blue instructions in Fig. 4) that is random in \mathbb{Z}_q if the client misbehaves. By adding it to the result $\llbracket A \rrbracket$, a misbehaving client learns nothing about the

real result. (With abuse of notation, the server adds a vector of fresh randomizers for PSI-SD-PROCESS.) In a many-set scenario, the server can amortize the cost of computing the N randomizers $\llbracket R_i \rrbracket$ for all sets i : The server first computes $\llbracket R \rrbracket$ as before, then picks a fresh randomness $\delta_i \leftarrow \mathbb{Z}_q^*$ and sets $\llbracket R_i \rrbracket \leftarrow \delta_i \cdot \llbracket R \rrbracket$.

The term $\llbracket R \rrbracket$ is zero when all z_i s are binary, and we argue $\llbracket R \rrbracket$ is close to uniformly random otherwise. The term $\llbracket t_i \rrbracket \leftarrow \text{HE.IsIn}(pk, \llbracket z_i \rrbracket, \{0, 1\})$ evaluates to 0 if $z_i \in \{0, 1\}$ and to a uniformly random element in \mathbb{Z}_q^* otherwise. Therefore, the distribution of $\llbracket R \rrbracket \leftarrow \sum_{d \in D} \llbracket t_i \rrbracket$ will be close to uniformly random in \mathbb{Z}_q as long as at least one non-binary z_i exists in the client's query. See Appendix C for the exact distribution.

While the idea of representing sets as bit-vectors is not new [5, 55, 56], existing work dismisses FHE protocols as too costly and focuses on additively homomorphic solutions. Using the inherent parallelism of encryption schemes such as BFV [20], that we discuss in Section 9, enables us to achieve lower computation and communication costs, especially in the many-set scenario. We evaluate and compare the cost of PSI-CA-SD in Appendix F. We show that it has comparable performance to existing optimized small-domain scheme [55], while providing better privacy by protecting server sets against malicious clients.

6 PRIVATE SET MATCHING LAYER

In this section, we present the PSM layer of our framework. It uses the output of the base-layer protocols to determine whether the server set Y is of interest given the client query X . The output of the matching layer is the matching status b . Similar to the inclusion test HE.IsIn in Section 4.1, the matching status is zero for sets of interest and a random value in \mathbb{Z}_q^* otherwise.

The PSM layer provides three interest metrics. Full PSM (F-PSM), which determines if the client's query set is fully contained in the server set; threshold PSM (Th-PSM), which determines if the size of intersection exceeds a threshold; and Tversky PSM (Tv-PSM), which determines if the Tversky similarity between the client set and the server exceeds a threshold. Each of these PSM operations rely on the large or small domain base layer protocols, see Algorithm 5.

To instantiate a PSM protocol, the client and the server proceed as in Fig. 3 for large domains and Fig. 4 for small domains, but plug in the appropriate PSM PROCESS and REVEAL methods from Algorithm 5. Since the outputs b of the PSM PROCESS functions are defined identically, all 3 PSM operations share the same PSM-REVEAL method.

Full Matching. The F-PSM variant determines whether the client elements are all in the server's set, i.e., $(X \cap Y) = X$. The server first computes the inclusion statuses $\llbracket s_i \rrbracket$ by calling PSI-PROCESS (see F-PSM-PROCESS). Recall $\llbracket s_i \rrbracket$ is zero when $x_i \in Y$. Therefore, when $X \subseteq Y$, the sum $\llbracket R \rrbracket$ of all $\llbracket s_i \rrbracket$ is zero. When an element x_i is not in the server set, its inclusion status s_i is uniformly random in \mathbb{Z}_q^* , and therefore the sum R will be random as well.

The F-PSM protocol has a small false-positive probability when more than one x_i exists such that $x_i \notin Y$. Adding multiple random $\llbracket s_i \rrbracket \in \mathbb{Z}_q^*$ PSI responses can, incorrectly, lead to a zero sum $\llbracket R \rrbracket$. In Appendix C, we bound the probability of a false-positive to $1/(q-1)$. Moreover, we bound the difference between the distribution of the sum R to $1/(q-1)^2$ and uniformly random over \mathbb{Z}_q at all points

Algorithm 5 Processing PSM variants. The variable Q signifies the base layer query ($Q = \langle \llbracket x_i \rrbracket \rangle$ for large domains and $Q = \langle \llbracket z_i \rrbracket \rangle$ for small domains).

```

function F-PSM-PROCESS( $pk, Q, Y$ )                                ▶ Full match
     $\langle \llbracket s_i \rrbracket \rangle \leftarrow \text{PSI-PROCESS}(pk, Q, Y)$ 
     $\llbracket R \rrbracket \leftarrow \sum_{i \in [n]} \llbracket s_i \rrbracket$ 
    return  $\llbracket R \rrbracket$ 

function TH-PSM-PROCESS( $pk, Q, Y, \mathbb{A} = t_{\min}$ )                    ▶ Threshold
     $\llbracket ca \rrbracket \leftarrow \text{EPSI-CA-PROCESS}(pk, Q, Y)$ 
     $t_{\max} \leftarrow \min(|Q|, |Y|)$ 
     $T \leftarrow \{t \mid t \in \mathbb{Z}_q, t_{\min} \leq t \leq t_{\max}\}$            ▶ Threshold to set
     $\llbracket R \rrbracket \leftarrow \text{HE.IsIn}(pk, \llbracket ca \rrbracket, T)$ 
    return  $\llbracket R \rrbracket$ 

function TV-PSM-PROCESS( $pk, Q, Y, \mathbb{A} = (t, \alpha, \beta)$ )            ▶ Tversky
     $\llbracket ca \rrbracket \leftarrow \text{EPSI-CA-PROCESS}(pk, Q, Y)$ 
     $(a, b, c) \leftarrow \text{Tversky-param-process}(\alpha, \beta, t)$ 
     $T = \{t \mid t \in \mathbb{Z}_q, 0 \leq t \leq (a - b - c)|Y|\}$ 
     $\llbracket \text{sizeX} \rrbracket \leftarrow \begin{cases} \llbracket |Q| \rrbracket & \text{For large domain variants} \\ \sum_i \llbracket z_i \rrbracket & \text{For small domain var. with } Q = \langle \llbracket z_i \rrbracket \rangle \end{cases}$ 
     $\llbracket Tv \rrbracket \leftarrow a \cdot \llbracket ca \rrbracket - b \llbracket \text{sizeX} \rrbracket - c|Y|$ 
     $\llbracket R \rrbracket \leftarrow \text{HE.IsIn}(pk, \llbracket Tv \rrbracket, T)$ 
    return  $\llbracket R \rrbracket$ 

function PSM-REVEAL( $sk, M = \llbracket R \rrbracket$ )                          ▶ Reveal PSM output
     $R \leftarrow \text{HE.Dec}(sk, \llbracket R \rrbracket)$ 
     $\text{match} \leftarrow (R = 0)$ 
    return  $\text{match}$ 

```

when more than one x_i is missing. The false-positive probability is zero when only one x_i is missing.

Note that, the F-PSM protocol computes containment and not equality. Thus, hashing and comparing the client set with server's set does not work as the server needs to hash every combination of $|X|$ server set elements incurring an exponential cost.

Threshold Matching. The Th-PSM variant determines if the sets X and Y have at least t_{\min} elements in common, e.g., $\text{Th-PSM}(X, Y, t_{\min}) = |X \cap Y| \geq t_{\min}$. The server's computation (see TH-PSM-PROCESS) first uses EPSI-CA-PROCESS to compute the encrypted cardinality $\llbracket ca \rrbracket$ and then evaluates the inequality $ca \geq t_{\min}$.

Directly computing this one-sided inequality over encrypted values is costly. However, $|X \cap Y| \leq \min(|X|, |Y|) \leq \min(|Q|, |Y|)$, where we use that the size of the client's set is bounded by the query size $|X| \leq |Q|$ (an exact bound on $|X|$ is not needed). The server evaluates the inequality $t_{\min} \leq ca \leq t_{\max}$ by performing the inclusion test $ca \in \{t \mid t_{\min} \leq t \leq t_{\max}\}$ using HE.IsIn.

Tversky Similarity. The Tv-PSM variant determines if the Tversky similarity of sets X and Y exceeds a threshold t . More formally, the protocol computes $\text{Tv-PSM}(X, Y, \alpha, \beta, t) = \text{Tv}_{\alpha, \beta}(X, Y) \geq t$ where

$$\text{Tv}_{\alpha, \beta}(X, Y) = \frac{|X \cap Y|}{|X \cap Y| + \alpha|X - Y| + \beta|Y - X|}$$

is the Tversky similarity with parameters α and β . Computing the Tversky similarity in this form is difficult as it requires floating-point operations. We assume t, α , and β are rational, and known to both the client and the server. We follow the approach of Shimizu et al. [56] and transform Tversky's similarity $\text{Tv}_{\alpha, \beta}(X, Y) \geq t$ to

$$(t^{-1} - 1 + \alpha + \beta)|X \cap Y| - \alpha|X| - \beta|Y| \geq 0$$

$$\Rightarrow (a, b, c) \in \mathbb{Z}_q^3 \quad a|X \cap Y| - b|X| - c|Y| \geq 0 \quad (1)$$

for appropriate integer values of a, b, c . The server either knows $|X|$ (large domain where $|X| = |Q|$) or can compute it (small domain

Client	Server
$X = \{x_1, \dots, x_m\}$ (pk, sk)	$\mathcal{Y} = [Y_1, \dots, Y_N]$ $Y_j = \{y_{j,1}, \dots, y_{j,n_j}\}$ Auxiliary PSM-PROCESS data \mathbb{A} pk
$\llbracket x_i \rrbracket \leftarrow \text{HE.Enc}(pk, x_i)$	$\xrightarrow{Q = \langle \llbracket x_i \rrbracket \rangle} \llbracket y_j \rrbracket \leftarrow \text{PSM-PROCESS}(pk, Q, Y_j, \mathbb{A})$ $\xleftarrow{\llbracket A \rrbracket} \llbracket A \rrbracket \leftarrow \text{MS-PROCESS}(pk, \langle \llbracket y_j \rrbracket \rangle)$
$A \leftarrow \text{MS-REVEAL}(sk, \llbracket A \rrbracket)$	

Figure 5: Many-set protocol structure.

where $|X| = \sum_i \llbracket z_i \rrbracket$). The server also knows $|Y|$ and can compute $\llbracket ca \rrbracket = |X \cap Y|$ using EPSI-CA-PROCESS. Evaluating the inequality requires two steps (see Tv-PSI-PROCESS):

Step 1. Transform coefficients $(t^{-1} - 1 + \alpha + \beta)$, α and β to equivalent integer coefficients a, b, c . We describe this in detail in Appendix B. **Step 2.** Evaluate the Tversky similarity inequality (1). We convert this inequality to a two-sided equation. We know $|X| \geq |X \cap Y|$ and $|Y| \geq |X \cap Y|$, thus

$$a|X \cap Y| - b|X| - c|Y| \leq (a - b - c)|X \cap Y| \leq (a - b - c)|Y|.$$

Therefore, two sets X and Y satisfy $\text{Tv}_{\alpha, \beta}(X, Y) \geq t$ iff

$$0 \leq a \llbracket ca \rrbracket - b|X| - c|Y| \leq (a - b - c)|Y|.$$

The server evaluates it by performing an inclusion test.

7 MANY-SET LAYER

The many-set layer aggregates the outputs of the PSM layer, thereby answering questions about the collection of server sets. We provide four aggregation methods: naive aggregation, which simply returns the PSM layer outputs; existential search (X-MS), which returns whether at least one server set matched; cardinality search (CA-MS) which returns the number of matching server sets; and retrieval (Ret-MS) which returns the index of the k th matching server set.

Let X be the clients set and $\mathcal{Y} = [Y_1, \dots, Y_N]$ be the collection of N server sets. Figure 5 shows the structure of the many-set protocols for large domains. The small domain versions follow by computing Q as in Fig. 4.

Upon receiving the query Q , the server runs the desired PSM protocol PSM-PROCESS (e.g., one of the methods in Algorithm 5) on each of its sets to compute the matching output $\llbracket y_j \rrbracket$. The response $\llbracket y_j \rrbracket$ is zero if the set Y_j is interesting for the client and random otherwise. The server next runs an aggregation function MS-PROCESS, taking as input the N PSM responses $\llbracket y_j \rrbracket$ to compute the final result A . Algorithm 6 shows how to instantiate MS-PROCESS and MS-REVEAL for each of the four variants. When using naive aggregation (NA-MS), the client runs NA-MS-REVEAL. In all other cases, the client runs AGG-MS-REVEAL to compute the result.

Naive Aggregation (NA-MS). The naive aggregation variant runs the PSM protocol for each of the N server sets and returns the results to the client (see NA-MS-PROCESS). Using the many-set protocol reduces the client's computation and bandwidth costs as they compute and send the query Q only once.

Existential Search (X-MS). The existential search variant determines if at least one of the server sets Y_j is of interest to the client. Recall that interesting sets produce zero PSM responses $\llbracket y_j \rrbracket$, so a

Algorithm 6 Processing PSM variants.

```

function NA-MS-PROCESS( $pk, \langle \llbracket y_j \rrbracket \rangle$ )
  return  $\langle \llbracket y_j \rrbracket \rangle$ 

function NA-MS-REVEAL( $sk, M = \langle \llbracket y_j \rrbracket \rangle$ ) ▷ Naive output
   $\text{match}_j \leftarrow \text{PSM-REVEAL}(sk, \llbracket y_j \rrbracket)$ 
  return  $\langle \text{match}_j \rangle$ 

function X-MS-PROCESS( $pk, \langle \llbracket y_j \rrbracket \rangle$ ) ▷ At least one match
   $\llbracket A \rrbracket \leftarrow \prod_{j \in [N]} \llbracket y_j \rrbracket$ 
  return  $\llbracket A \rrbracket$ 

function CA-MS-PROCESS( $pk, \langle \llbracket y_j \rrbracket \rangle$ ) ▷ Number of matches
   $\llbracket b_j \rrbracket \leftarrow \text{HE.IsZero}(pk, \llbracket y_j \rrbracket)$ 
   $\llbracket A \rrbracket \leftarrow \sum_{j \in [N]} \llbracket b_j \rrbracket$ 
  return  $\llbracket A \rrbracket$ 

function RET-MS-PROCESS( $pk, \langle \llbracket y_j \rrbracket \rangle, \mathcal{D}, \kappa$ ) ▷ Retrieve data for the  $\kappa$ 'th match
   $\llbracket b_j \rrbracket \leftarrow \text{HE.IsZero}(pk, \llbracket y_j \rrbracket)$ 
   $\llbracket \text{ctr}_0 \rrbracket \leftarrow \llbracket 0 \rrbracket$ 
   $\llbracket \text{ctr}_j \rrbracket \leftarrow \llbracket \text{ctr}_{j-1} \rrbracket + \llbracket b_j \rrbracket$  ▷ #matches before  $j$ 'th set
   $\llbracket I_j \rrbracket \leftarrow \text{HE.IsZero}(pk, \llbracket \text{ctr}_j \rrbracket \cdot \llbracket b_j \rrbracket - \kappa)$  ▷ Create index
   $\llbracket A \rrbracket \leftarrow \sum_{j \in [N]} \mathcal{D}_j \cdot \llbracket I_j \rrbracket$ 
  return  $\llbracket A \rrbracket$ 

function AGG-MS-REVEAL( $sk, M = \llbracket A \rrbracket$ )
  return  $\text{HE.Dec}(sk, \llbracket A \rrbracket)$ 

```

collection will have an interesting set if and only if the product of PSM responses is zero (see X-MS-PROCESS). This process does not introduce false positives as responses are elements of a prime field \mathbb{Z}_q ; their product will never be zero without having a zero response.

Cardinality Search (CA-MS). The cardinality search variant counts the number of interesting server sets Y_i in the server's collection \mathcal{Y} . The CA-MS protocol (see CA-MS-PROCESS) follows the same process as the ePSI-CA protocol and uses HE.IsZero to turn the PSM responses $\llbracket y_j \rrbracket$ into binary values b_j and computes their sum.

Similar to the single set PSI-CA, we can use shuffling to convert the naive aggregation into cardinality search with minimal computational overhead. This gain comes at the cost of increased communication as the protocol needs to send N shuffled set responses to the client instead of a single encrypted cardinality.

Retrieval (Ret-MS). The many-set retrieval variant returns associated data \mathcal{D}_j of the κ th matching server set Y_j . Clients use this variant when they are not concerned about whether a matching set exists, but rather about information related to this matching set – such as an index ($\mathcal{D}_j \leftarrow j$) for retrieving records. A good example is the matching scenario where apps want to retrieve a lot of data about the matching records. Apps would first run the Ret-MS protocol to retrieve the index of the matching record and then follow with a PIR request to retrieve the matching set's associated data.

The Ret-MS protocol takes an input parameter κ denoting that the client wants to retrieve the associated data of the κ th matching set. The server builds an encrypted index of interesting sets in three steps (see RET-MS-PROCESS): (1) The server uses HE.IsZero to compute $\llbracket b_j \rrbracket$ indicating if a set is interesting. (2) The server computes a counter $\llbracket \text{ctr}_j \rrbracket$ to track how many interesting sets exist in the first j sets. (3) The server combines $\llbracket b_j \rrbracket$ and $\llbracket \text{ctr}_j \rrbracket$ to compute an index $\llbracket I_j \rrbracket$ where I_j is 1 if Y_j is the κ th interesting set, and zero otherwise. Adding weighted $\llbracket I_j \rrbracket$ values produces the result.

8 SECURITY AND PRIVACY

We define correctness, client and server privacy and prove our protocols achieve privacy against malicious adversaries. The same definition applies to both PSM and PSI protocols.

Definition 1 (Correctness). A PSM protocol is correct if the computed result matches the definition in Table 5.

THEOREM 1. *Our PSM protocols are correct against semi-honest servers.*

The correctness follows our mathematical definition in a straightforward manner, as we assume a semi-honest threat for correctness. We explain the rationale behind our threat model and how semi-honest correctness may impact malicious privacy in Appendix E.

Definition 2 (Client Privacy). A PSM protocol is client private if the server cannot learn any information about the client's set beyond the maximum size of the client's set.

Definition 3 (Server Privacy). A PSM protocol is server private if the client cannot learn any information about the server elements beyond the number of server sets, the maximum server set size, and the explicit output of the protocol.

THEOREM 2. *Our PSM protocols provide client and server privacy against malicious adversaries, as long as the HE scheme is IND-CPA and circuit private.*

We provide below a sketch of the proof, and refer the reader to Appendix D for the full proof.

PROOF SKETCH. Our protocols achieve client privacy because the only client action is to send their encrypted set elements to the server. If the server can extract information from these ciphertexts then it can break IND-CPA.

To show server-privacy, we split our protocols into two types. Stand-alone protocols (PSI, PSI-SUM, PSI-SD), that operate directly on the client and server's inputs; and composite protocols that post-process the output of stand-alone protocols, but do not depend on further client or server inputs.

The stand-alone protocols produce the correct output regardless of any malicious client input – in the case of PSI-SD, the malicious check randomizes the output of misbehaving clients. Circuit privacy ensures that encrypted responses reveal nothing beyond the decrypted outputs. So the stand-alone protocols are server private.

The composite protocols only process the output of the stand-alone protocols. They do not rely on further client or server input. Thus, as the composite protocols compute the desired functionality (by correctness) and the underlying stand-alone protocol is server private, so is their composition. \square

9 FROM THEORY TO PRACTICE

Naively implementing schemes using homomorphic encryption leads to slow protocols. We analyze the asymptotic cost of our schemes, and explain the optimizations we implement to make our schemes feasible in practice.

9.1 Asymptotic Cost

Table 2 summarizes the asymptotic cost of the modules in our framework. The communication cost of our protocols is linear in

Table 2: Asymptotic cost of our protocols. The client and server sets have sizes n_c and n_s , N is the number of server sets, D is the domain of elements for small domain (SD) protocols, and $T = |[t_{\min}, t_{\max}]|$ is the size of the interval. The “Calls” column denotes which protocols from earlier layers are called. We report the number of homomorphic additions, multiplications, and exponentiations (counting scalar-ciphertext operations as ciphertext-ciphertext operations; but excluding operations in earlier layers). The communication cost signifies the number of encrypted scalars transferred. The cost of query is added to the first and response to the last layer. The query cost is independent of following layers or the number of sets.

	Computation				Comm.
	Calls	Add	Mult.	Exp.	
PSI	-	$n_c n_s$	$n_c n_s$		n_c
ePSI-CA	PSI	n_c		n_c	
PSI-SUM	-	$n_c n_s + n_s$	$n_c n_s + n_s$	n_s	n_c
PSI-SD*	-	$ D $	$2 D $		$ D $
PSI-SUM-SD	PSI-SD	$ D $			
ePSI-CA-SD	PSI-SD	$ D $	$ D $		
F-PSM	PSI	n_c			
Th-PSM	ePSI-CA	T	T		
Tv-PSM	ePSI-CA	T	T		
NA-MS-PSM	$N \times \text{PSM}$				N
X-MS-PSM	$N \times \text{PSM}$		N		1
CA-MS-PSM	$N \times \text{PSM}$	N		N	1
Ret-MS-PSM	$N \times \text{PSM}$	$2N$	$2N$	$2N$	1

*Includes the cost of protecting against malicious clients in a small domain.

the client set size, but *independent* of the number of server sets and their size, except for the many-set NA-MS protocol that must return a matching status for each server set and is thus linear in the number of server sets. This is the minimum achievable cost.

Let n_c be the size of the client’s set and N_s be the total number of server elements. The computation cost of our protocols is $O(n_c N_s)$, a higher asymptotic cost than alternative approaches [10, 31, 44]. The PSI literature often dismisses it as “quadratic” and too expensive, while approaches [3, 9, 11, 12, 47] with “linear” cost $O(k(n_c + N_s))$, where $10 < k < 100$ determines the protocol’s false positive rate, are considered acceptable. However, we focus on unbalanced ($n_c \ll N_s$) and extremely unbalanced ($n_c < \log(N_s)$) scenarios. In these scenarios, “quadratic” $O(n_c N_s)$ protocols may, in practice, outperform “linear” $O(k(n_c + N_s))$ protocols.

9.2 Implementation

Fully homomorphic encryption schemes rely on bootstrapping, which is prohibitively expensive. Thus, we use the somewhat homomorphic BFV cryptosystem [20] with a fixed multiplicative depth.

We implement our protocols using the Go language. Our code is 1,620 lines long and relies on the Lattigo library [34] to handle BFV operations. Our protocol requires the HE scheme to provide

Table 3: BFV parameters with 128-bit security

	N_{deg}	m_{pt}	$\lg(m_{ct})$	Mult. depth
P_{8k}	8192	4079617	218-bit	2
P_{16k}	16384	163841	438-bit	7
P_{32k}	32768	786433	880-bit	16

Table 4: Cost of basic BFV operations.

	P_{8k}	P_{16k}	P_{32k}
Addition (μs)	29	115	530
Multiplication (ms)	7.3	36.3	182
Plaintext mult. (ms)	0.97	4.13	18.3
Rotation by 1 (ms)	2.16	10.8	57
Ciphertext (KB)	384	1536	6144
Public key (KB)	512	2048	7680
Relinearization key (MB)	3	12	60
Rotation key (MB)	22	96	510

circuit privacy which is supported by Lattigo [15, 37]. We will open source our code upon publication of the paper.

We run all experiments on a machine equipped with an Intel i7-9700 @ 3.00 GHz processor and 16 GiB of RAM. All reported numbers are single-core computation costs. As the costly operations are inherently parallel, we believe our scheme scales linearly with the number of cores.

Let N_{deg} be the degree of the RLWE polynomial, m_{pt} be the plaintext modulus, and m_{ct} be the ciphertext modulus. The polynomial degree N_{deg} and ciphertext modulus m_{ct} determine the multiplicative depth of the scheme. We follow the Homomorphic Encryption Security Standard guidelines [1] to choose m_{ct} s that provide 128 bits of security. The plaintext modulus determines the input domain. Depending on the required multiplicative depth, we use one of the parameters described in Table 3.

Table 4 shows a microbenchmark of basic operations and the size of keys and ciphertexts. We use relinearization keys to support multiplication, and rotation keys to support some of our optimizations (see next section). Generating and communicating keys is expensive. Therefore, we assume that clients generate these keys once at setup and use them for all subsequent protocols.

9.3 Optimizations

We explain how we optimize our implementation and limit the multiplicative depth of (some of) our algorithms to improve efficiency.

NTT Batching. We use BFV in combination with the number-theoretic transformation (NTT) [57] so that a BFV ciphertext encodes a vector of N_{deg} elements; BFV additions and multiplications act as element-wise vector operations. This batching enables single instruction multiple data (SIMD) operations on encrypted scalars.

Performing operations between scalars in the same ciphertext (such as computing the sum or product of elements) requires modifying their position through rotations. Applying rotation requires rotation keys. It is possible to reduce the size of the rotation keys in

exchange for more costly rotation operations. The sizes reported in Table 4 provide a balanced computation/communication trade-off.

The use of batching renders computing HE.IsZero infeasible. The exponentiation with $m_{pt} - 1$ in HE.IsZero consumes a multiplicative depth of $\lg(m_{pt})$, so m_{pt} must be small. To use batching, however, the plaintext modulus m_{pt} must be prime and large enough that $2N_{deg} \mid m_{pt} - 1$. As batching does not support small m_{pt} s that are required for HE.IsZero to work, we prioritize efficiency and focus our evaluation on variants that do not require zero detection. The parameters in Table 3 support batching.

Replication. The client’s query is small with respect to the capacity of batched ciphertexts, i.e., $|Q| \ll N_{deg}$. We use two forms of replications to improve parallelization: powers and duplicates. When the domain is large, the client encodes *powers* of each element x (e.g., $[x, x^2, \dots, x^k]$) into the query ciphertext to reduce the multiplicative depth of HE.IsIn, see the second variant in Algorithm 2. This optimization is not needed for small domains, since they do not use HE.IsIn in the base layer. Additionally, the client can encode k *duplicates* of the full query (including powers, when they are in use).

Replication is straightforward when the client is semi-honest, but impacts security when the client is malicious. We enforce correct replication as follows: The server computes a malicious check ciphertext $\llbracket r \rrbracket$ such that r will be zero when (1) all duplicates are equal and (2) for all consecutive power elements x_i and x_{i+1} , the equality $x_{i+1} = x_1 \cdot x_i$ holds. Otherwise, r is a uniformly random plaintext. The server destroys the result of misbehaving clients by adding the check $\llbracket r \rrbracket$ to the final output of the protocol. The server needs to compute this check only once in a many-set scenario. We implemented this check and included its cost in all figures.

Packing Output. When the server returns more than one value, e.g., in the case of naive aggregation, the batched answers may have ended up in different ciphertexts. The server repacks the answers to always ensure the smallest number of ciphertexts needs to be transferred back to the client.

10 MANY-SET PSM IN PRACTICE

To demonstrate our framework’s capability, we solve the chemical similarity and document search problems. We discuss matching in mobile apps in Appendix G.

10.1 Chemical Similarity

Recall from Section 2.1 that chemical similarity of compounds is determined by first computing a molecular fingerprint, and then comparing these fingerprints [6, 35, 38, 59, 64, 65]. As fingerprints are short, we represent the molecular fingerprint vectors as small-domain sets. We use the Tversky similarity PSM algorithm Tv-PSM to compute whether the query compound is similar enough to each compound in the seller’s database. We instantiate Tv-PSM with the optimized small-domain version of ePSI-CA.

We follow a popular configuration [56] where compounds are represented by 166-bit MACCS fingerprints [18] and Tversky parameters are set to $\alpha = 1, \beta = 1, t = 80\%$. Processing these raw parameters as part of the Tv-PSM protocol (see Algorithm 5) leads

to evaluating the inequality

$$a, b, c = 9, 4, 4 \leftarrow \text{Tversky-param-process}(1, 1, 0.8) \\ 0 \leq 9\llbracket ca \rrbracket - 4\llbracket X \rrbracket - 4\llbracket Y \rrbracket \leq \llbracket Y \rrbracket.$$

We evaluate two aggregation policies. To determine whether at least one compound in the database matches, we apply X-MS aggregation. To count the number of matching compounds, we apply CA-MS aggregation. In their naive implementation, these variants have high multiplicative depth, so we modify them to enable efficient deployment without relying on bootstrapping.

Existential Search. The X-MS protocol applied to a collection of N compounds requires a multiplicative depth of $\lg(N)$ to compute $\prod_{j \in [N]} \llbracket Y_j \rrbracket$. This depth is too high for our parameters. Instead, we relax the output requirements and reduce the output as much as possible: For a fixed depth l , we return $\lceil N/2^l \rceil$ encrypted scalars $\llbracket \lambda_k \rrbracket = \prod_{k2^l \leq j < (k+1)2^l} \llbracket Y_j \rrbracket$ to the client. This relaxation reduces the privacy of X-MS – it is less than full X-MS, but better than CA-MS – at the gain of efficiency. If this reduced privacy is unacceptable, the client just needs to choose a larger HE parameter.

Cardinality Search. We use the shuffling variant of the CA-MS protocol due to its lower multiplicative depth. When the server shuffles the N PSM responses, as indexes are ephemeral, the client only learns the number of interesting compounds. Shuffling encrypted SIMD values is hard, so the server shuffles the compounds (server sets) as plaintext before processing the query to the same effect.

Our modifications increase the transfer cost from a single aggregated result to linear to the number of server sets. Although, the X-MS protocol requires sending less scalar values by a factor of 2^l .

Evaluation. We evaluate our similarity search on the ChEMBL database [23, 36]. With more than 2 million compounds, it is one of the largest public chemical databases. The ChEMBL database contains compounds in the SMILES format. We use the RDKit library [51] to compute MACCS fingerprints from this format.

Figure 6 shows the computation and communication cost of running our protocols with the parameter P_{32k} . We ran experiments with at most 256k compounds 5 times and larger experiments 3 times. We report the average cost. The standard errors of the mean are very small, so error bars are not visible.

For the X-MS protocol, we aggregate up to $64 = 2^6$ PSM results into one scalar $\llbracket \lambda_k \rrbracket$. As each ciphertext holds 32k scalars, sending up to $2M/64 = 32k$ scalar values requires 1 ciphertext. The communication cost of CA-MS requires 1 ciphertext per 32k compounds. The cost of X-MS multiplications is insignificant compared to the cost of computing similarity. Hence, the computation cost of both protocols is very close.

The client computation is less than a second and the transfer cost of searching 2 million compounds is 12MB for X-MS and 378MB for CA-MS. So these protocols can be run on a thin client. The server, however, should have high computational power as searching 2 million compounds requires 3.5 hours of single-core computation. The closest system to ours is Shimizu et al. [56]. They report that their custom protocol requires 167 seconds of server computation, 172 seconds of client computation, and 265MB of data to compute the number of matching compounds in a 1.3 million compound dataset, yielding a higher ratio of bandwidth consumed per-compound, and an increased computational load on the client compared to our

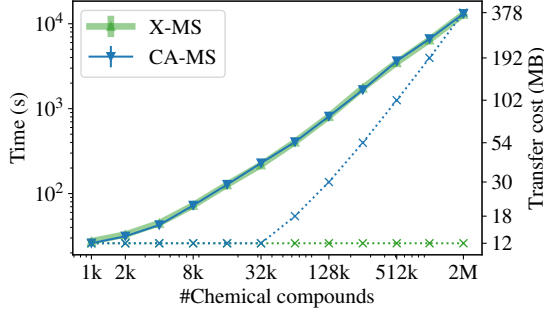


Figure 6: Computation time (solid lines) and transfer cost (dotted lines) for computing aggregated chemical similarity.

protocols. Moreover, they use the curve secp192k1 which provides less than 100-bit of security, while we offer full 128-bit security. Their server privacy depends on a probabilistic differential privacy approach. Our CA-MS protocol provides cryptographic privacy guarantees. Finally, the X-MS protocol provides better privacy than CA-MS, and thus Shimizu et al. [56], despite not fully aggregating.

10.2 Peer-to-Peer Document Search

To implement peer-to-peer document search, we represent queries and documents by the set of keywords they contain. A single document, represented by the keyword set D , is of interest to the querier if it contains all query keywords Q , i.e., $Q \subseteq D$. This functionality can be implemented with the full matching (F-PSM) variant.

The client and the server must agree on how keywords are represented in \mathbb{Z}_q . We use hash functions to do the conversion. As the domain for searchable keywords is too large for the bit-vector representation of small domain variants, we construct F-PSM with PSI with a large domain. There are two sources of false-positive keyword matches in this approach.

False Positive of Mapping Words. The parameter m_{pt} (recall $m_{pt} = q$) determines the input domain. Since m_{pt} is small, multiple words could be mapped to the same \mathbb{Z}_q element. This can lead to F-PSM claiming there is a match, even though one of the colliding keywords is absent in the server’s set. Since m_{pt} impacts the multiplicative depth of our HE schemes, choosing a large value is impractical.

Instead of directly increasing the size of m_{pt} to reduce the false positive rate, the client hashes the n_c query keywords with t hash functions and encodes them into $t n_c$ scalar values, which reduces the false-positive rate to $1/q^t$. When running PSI-PROCESS, the server knows the corresponding hash function for each scalar value and hashes them accordingly. Afterward, the server runs the F-PSM protocol on all $t n_c$ PSI outputs together; F-PSM outputs one if all hashed keywords are present in the document and zero otherwise.

Using multiple hashes to reduce false positives does not impact privacy, as it is straightforward to simulate a query with t hashes, with t F-PSM queries. This modification increases the computation cost and the number of scalar values in the query by t fold. However, there is no concrete change in the communication cost as the client can still pack $t n_c$ scalars into one ciphertext.

False Positive of F-PSM. The F-PSM protocol itself has a false positive rate of $\sim 1/q$ (see Section 6) caused by internal randomness. An easy way to reduce this FP rate is to run r instances of F-PSI with

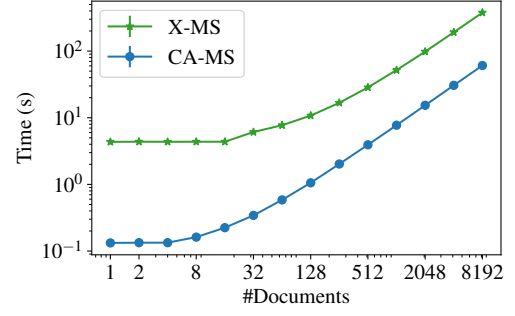


Figure 7: Computation time of document search.

different randomness on each document and reveal the r responses. This repetition reduces the FP rate of a single PSM response to $\sim 1/q^r$, while increasing the computation cost by a factor r .

Aggregation. We explore two aggregation policies: existential aggregation (X-MS) to determine whether at least one document in the collection matches; and cardinality (CA-MS) to determine how many documents match. Since the multiplicative depth of F-PSM is very low, we can fully reduce the X-MS output to one encrypted scalar. For the CA-MS variant, we still use the shuffling variant for lower multiplicative depth.

Evaluation. We use the homomorphic parameters P_{8k} for CA-MS and P_{32k} for X-MS protocols. We base our evaluation on the requirements set out in EdalatNejad et al. [19]. We limit the number of keywords in each query to 8. We represent each keyword with two hash functions leading to false-positive rates of 2^{-44} for CA-MS and 2^{-39} for X-MS due to the mapping to \mathbb{Z}_q . We generated random documents of up to 128 keywords for our evaluation. See Fig. 7 for the results. We report the average and standard errors over 5 runs.

We do not repeat F-PSM evaluations before aggregation, so we have to account for errors. For 8,192 documents, the probability of over-estimating the cardinality is 0.2% (CA-MS), and of over-estimating existence is 1% (X-MS). These probabilities are smaller for collections containing fewer documents. Our protocols do not have false negatives. The communication cost of the X-MS protocol requires a constant 12 MB of data. The transfer cost of CA-MS grows linearly with the number of documents. However, we can pack up to 8k results in a P_{8k} ciphertext, so the transfer cost of the CA-MS protocol is fixed to 768KB in our evaluation.

Searching a corpus of a thousand documents requires 9.3 seconds for CA-MS and 61.8 seconds for X-MS. The MS-PSI protocol presented by EdalatNejad et al. [19] compute the *intersection* with each of the server sets in 1 second total. MS-PSI’s efficiency gain comes at a cost in privacy, as all intersection results are revealed.

11 TAKEAWAYS AND FUTURE WORK

We introduced private set matching problems and introduced a modular framework for solving them. Our framework relies on homomorphic encryption and simplifies constructing PSM schemes that achieve complex goals while leaking minimal information.

Building on homomorphic encryption is extremely advantageous in theory. Our work shows, however, that using homomorphic encryption in practice is challenging. We have overcome these challenges by using optimizations from the literature at the cost of reduced flexibility of our framework. We believe further work on homomorphic encryption schemes – and ciphertext-based comparison methods in particular – will remove the need for these optimizations. Unfortunately, current efforts are focused on improving privacy-preserving machine learning, which requires floating-point operations. We hope that our work fosters the evolution of homomorphic encryption in further areas so that the community can build a wider range of privacy-preserving applications.

REFERENCES

- [1] Martin Albrecht, Melissa Chase, Hao Chen, Jintai Ding, Shafi Goldwasser, Sergey Gorbunov, Shai Halevi, Jeffrey Hoffstein, Kim Laine, Kristin Lauter, Satya Lokam, Daniele Micciancio, Dustin Moody, Travis Morrison, Amit Sahai, and Vinod Vaikuntanathan. 2018. *Homomorphic Encryption Security Standard*. Technical Report. HomomorphicEncryption.org.
- [2] Martin R. Albrecht, Christian Rechberger, Thomas Schneider, Tyge Tiessen, and Michael Zohner. 2015. Ciphers for MPC and FHE. In *EUROCRYPT (1)*.
- [3] Giuseppe Ateniese, Emiliano De Cristofaro, and Gene Tsudik. 2011. (If) Size Matters: Size-Hiding Private Set Intersection. In *PKC*.
- [4] Pierre Baldi, Roberta Baronio, Emiliano De Cristofaro, Paolo Gasti, and Gene Tsudik. 2011. Countering GATTACA: efficient and secure testing of fully-sequenced human genomes. In *CCS*.
- [5] Aslı Bay, Zeki Erkin, Mina Alishahi, and Jelle Vos. 2021. Multi-Party Private Set Intersection Protocols for Practical Applications. In *SECRYPT*.
- [6] Adrià Cereto-Massagué, María José Ojeda, Cristina Valls, Miquel Mulero, Santiago García-Vallvé, and Gerard Pujadas. 2015. Molecular fingerprint similarity search in virtual screening. *Methods* 71 (2015).
- [7] Nishanth Chandran, Divya Gupta, and Akash Shah. 2022. Circuit-PSI With Linear Complexity via Relaxed Batch OPRF. *PoPETs* 1 (2022).
- [8] Hao Chen, Kim Laine, and Peter Rindal. 2017. Fast Private Set Intersection from Homomorphic Encryption. In *CCS*.
- [9] Michele Ciampi and Claudio Orlandi. 2018. Combining Private Set-Intersection with Secure Two-Party Computation. In *SCN*.
- [10] Emiliano De Cristofaro, Paolo Gasti, and Gene Tsudik. 2012. Fast and Private Computation of Cardinality of Set Intersection and Union. In *CANS*.
- [11] Emiliano De Cristofaro, Jihye Kim, and Gene Tsudik. 2010. Linear-Complexity Private Set Intersection Protocols Secure in Malicious Model. In *ASIACRYPT*.
- [12] Emiliano De Cristofaro and Gene Tsudik. 2009. Practical Private Set Intersection Protocols with Linear Computational and Bandwidth Complexity. *IACR Cryptol. ePrint Arch.* (2009).
- [13] Emiliano De Cristofaro and Gene Tsudik. 2010. Practical Private Set Intersection Protocols with Linear Complexity. In *Financial Cryptography*.
- [14] Dana Dachman-Soled, Tal Malkin, Mariana Raykova, and Moti Yung. 2009. Efficient robust private set intersection. In *ACNS*.
- [15] Leo de Castro, Chiraag Juvekar, and Vinod Vaikuntanathan. 2021. Fast Vector Oblivious Linear Evaluation from Ring Learning with Errors. In *WAHC@CCS*.
- [16] Sumit Kumar Debnath and Ratna Dutta. 2015. Secure and Efficient Private Set Intersection Cardinality Using Bloom Filter. In *ISC*.
- [17] Daniel Demmler, Peter Rindal, Mike Rosulek, and Ni Trieu. 2018. PIR-PSI: Scaling Private Contact Discovery. *PoPETs* 4 (2018).
- [18] Durant, Joseph L and Leland, Burton A and Henry, Douglas R and Nourse, James G. 2002. Reoptimization of MDL keys for use in drug discovery. *Journal of chemical information and computer sciences* (2002).
- [19] Kasra Edalatnejad, Wouter Lueks, Julien Pierre Martin, Soline Ledésert, Anne L'Hôte, Bruno Thomas, Laurent Girod, and Carmela Troncoso. 2020. DataShareNetwork: A Decentralized Privacy-Preserving Search Engine for Investigative Journalists. In *USENIX*.
- [20] Junfeng Fan and Frederik Vercauteren. 2012. Somewhat Practical Fully Homomorphic Encryption. *IACR Cryptol. ePrint Arch.* (2012).
- [21] Michael J. Freedman, Kobbi Nissim, and Benny Pinkas. 2004. Efficient Private Matching and Set Intersection. In *EUROCRYPT*.
- [22] Taher El Gamal. 1985. A public key cryptosystem and a signature scheme based on discrete logarithms. *IEEE Trans. Inf. Theory* (1985).
- [23] Gaulton, Anna and Bellis, Louisa J and Bento, A Patricia and Chambers, Jon and Davies, Mark and Hersey, Anne and Light, Yvonne and McGlinchey, Shaun and Michalovich, David and Al-Lazikani, Bissan and others. 2012. ChEMBL: a large-scale bioactivity database for drug discovery. *Nucleic acids research* (2012).
- [24] Satrajit Ghosh and Mark Simkin. 2019. The Communication Complexity of Threshold Private Set Intersection. In *CRYPTO*.
- [25] Carmit Hazay. 2015. Oblivious Polynomial Evaluation and Secure Set-Intersection from Algebraic PRFs. In *TCC*.
- [26] Yan Huang, David Evans, and Jonathan Katz. 2012. Private Set Intersection: Are Garbled Circuits Better than Custom Protocols?. In *NDSS*.
- [27] Mihaela Ion, Ben Kreuter, Erhan Nergiz, Sarvar Patel, Shobhit Saxena, Karn Seth, David Shanahan, and Moti Yung. 2017. Private Intersection-Sum Protocol with Applications to Attributing Aggregate Ad Conversions. *IACR Cryptol. ePrint Arch.* (2017).
- [28] Paul Jaccard. 1912. The distribution of the flora in the alpine zone. *New phytologist* XI, 2 (1912).
- [29] Daniel Kales, Christian Rechberger, Thomas Schneider, Matthias Senker, and Christian Weinert. 2019. Mobile Private Contact Discovery at Scale. In *USENIX*.
- [30] Seny Kamara, Payman Mohassel, Mariana Raykova, and Saeed Sadeghian. 2013. Scaling Private Set Intersection to Billion-Element Sets. In *FC*.
- [31] Agnes Kiss, Jian Liu, Thomas Schneider, N. Asokan, and Benny Pinkas. 2017. Private Set Intersection for Unequal Set Sizes with Mobile Applications. *PoPETs* 4 (2017).
- [32] Lea Kissner and Dawn Xiaodong Song. 2005. Privacy-Preserving Set Operations. In *CRYPTO*.
- [33] Vladimir Kolesnikov, Ranjit Kumaresan, Mike Rosulek, and Ni Trieu. 2016. Efficient Batched Oblivious PRF with Applications to Private Set Intersection. In *CCS*.
- [34] Lattigo v2.1.1, online 2020. Lattigo. <http://github.com/ldsec/lattigo>. EPFL-LDS.
- [35] Laufkötter, Oliver and Miyao, Tomoyuki and Bajorath, Jürgen. 2019. Large-Scale Comparison of Alternative Similarity Search Strategies with Varying Chemical Information Contents. *ACS Omega* 4, 12 (2019).
- [36] David Mendez, Anna Gaulton, A Patricia Bento, Jon Chambers, Marleen De Veij, Eloy Félix, Maria Paula Magariños, Juan F Mosquera, Prudence Mutowo, Michal Nowotka, et al. 2019. ChEMBL: towards direct deposition of bioassay data. *Nucleic Acids Research* 47, D1 (2019).
- [37] Christian Mouchet, Juan Ramón Troncoso-Pastoriza, and Jean-Pierre Hubaux. 2020. Multiparty Homomorphic Encryption: From Theory to Practice. *IACR Cryptol. ePrint Arch.* (2020).
- [38] Ingo Muegge and Prasenjit Mukherjee. 2016. An overview of molecular fingerprint similarity search in virtual screening. *Expert Opinion on Drug Discovery* 11, 2 (2016).
- [39] Shishir Nagaraja, Prateek Mittal, Chi-Yao Hong, Matthew Caesar, and Nikita Borisov. 2010. BotGrep: Finding P2P Bots with Structured Graph Analysis. In *USENIX*.
- [40] Marcin Nagy, Emiliano De Cristofaro, Alexandra Dmitrienko, N. Asokan, and Ahmad-Reza Sadeghi. 2013. Do I Know You? Efficient and Privacy-Preserving Common Friend-Finder Protocols and Applications. In *ACSAC*.
- [41] OkCupid, online . OkCupid: Free Online Dating. <https://www.okcupid.com/>.
- [42] Pascal Paillier. 1999. Public-Key Cryptosystems Based on Composite Degree Residuosity Classes. In *EUROCRYPT*.
- [43] Benny Pinkas, Mike Rosulek, Ni Trieu, and Avishay Yanai. 2019. SpOT-Light: Lightweight Private Set Intersection from Sparse OT Extension. In *CRYPTO (3) (Lecture Notes in Computer Science)*.
- [44] Benny Pinkas, Mike Rosulek, Ni Trieu, and Avishay Yanai. 2020. PSI from PaXoS: Fast, Malicious Private Set Intersection. In *EUROCRYPT*.
- [45] Benny Pinkas, Thomas Schneider, Gil Segev, and Michael Zohner. 2015. Phasing: Private Set Intersection Using Permutation-based Hashing. In *USENIX*.
- [46] Benny Pinkas, Thomas Schneider, Nigel P. Smart, and Stephen C. Williams. 2009. Secure Two-Party Computation Is Practical. In *ASIACRYPT*.
- [47] Benny Pinkas, Thomas Schneider, Oleksandr Tkachenko, and Avishay Yanai. 2019. Efficient Circuit-Based PSI with Linear Communication. In *EUROCRYPT*.
- [48] Benny Pinkas, Thomas Schneider, Christian Weinert, and Udi Wieder. 2018. Efficient Circuit-Based PSI via Cuckoo Hashing. In *EUROCRYPT*.
- [49] Benny Pinkas, Thomas Schneider, and Michael Zohner. 2014. Faster Private Set Intersection Based on OT Extension. In *USENIX*.
- [50] Benny Pinkas, Thomas Schneider, and Michael Zohner. 2018. Scalable Private Set Intersection Based on OT Extension. *ACM Trans. Priv. Secur.* 21, 2 (2018).
- [51] RDKit, online . RDKit: Open-source cheminformatics. <http://www.rdkit.org>.
- [52] Peter Rindal and Philipp Schoppmann. 2021. VOLE-PSI: Fast OPRF and Circuit-PSI from Vector-OLE. In *EUROCRYPT*.
- [53] Ronald L Rivest, Len Adleman, and Michael L Dertouzos. 1978. On data banks and privacy homomorphisms. *Foundations of Secure Computation* (1978).
- [54] Mike Rosulek and Ni Trieu. 2021. Compact and Malicious Private Set Intersection for Small Sets. In *CCS*. ACM.
- [55] Ou Ruan, Zihao Wang, Jing Mi, and Mingwu Zhang. 2019. New Approach to Set Representation and Practical Private Set-Intersection Protocols. *IEEE Access* (2019).
- [56] Kana Shimizu, Koji Nuida, Hiromi Arai, Shigeo Mitsunari, Nuttapon Attrapadung, Michiaki Hamada, Koji Tsuda, Takatsugu Hirokawa, Jun Sakuma, Goichiro Hanaoka, et al. 2015. Privacy-preserving search for chemical compound databases. *BMC bioinformatics* (2015).

Table 5: Summary of our protocols. The client holds a set $X = \{x_1, \dots, x_m\}$ and the server holds a collection $\mathcal{Y} = [Y_1, \dots, Y_N]$ of N sets $Y_i = [y_{i,1}, \dots, y_{i,n_i}]$. We drop the server set index in single set protocols. We show the computed functionalities, their output range, and auxiliary input variables in the table.

Protocol	Function	Range	Aux. input
PSI	$X \cap Y$		
PSI-CA	$ X \cap Y $	\mathbb{Z}	
PSI-SUM	$\sum_{i, x_i \in Y} w_i$	\mathbb{Z}	W
F-PSM	$X \subseteq Y$	$\{0, 1\}$	
Th-PSM	$ X \cap Y \geq t$	$\{0, 1\}$	t
Tv-PSM	$\text{Tv}_{\alpha, \beta}(X, Y) \geq t$	$\{0, 1\}$	t, α, β
NA-MS-PSM	$\langle \text{PSM}(X, Y_i) \rangle$	$\{0, 1\}^N$	PSM
X-MS-PSM	$\exists i, \text{PSM}(X, Y_i) = 1$	$\{0, 1\}$	PSM
CA-MS-PSM	$ \{i \mid \text{PSM}(X, Y_i) \wedge i \in [N]\} $	\mathbb{Z}	PSM
Ret-MS-PSM	$D_j, \text{PSM}(X, Y_j) \wedge \{i \mid \text{PSM}(X, Y_i) \wedge i \in [j]\} = \kappa$	\mathbb{Z}	PSM, D, κ

- [57] Nigel P. Smart and Frederik Vercauteren. 2014. Fully homomorphic SIMD operations. *Des. Codes Cryptogr.* 71, 1 (2014).
- [58] Strava Route Explorer, online . Strava Rolls Out Significant New Routes Feature. <https://www.dcrainmaker.com/2020/03/strava-rolls-out-significant-new-routes-feature.html>.
- [59] Dagmar Stumpfe and Jürgen Bajorath. 2011. Similarity searching. *Wiley Interdisciplinary Reviews: Computational Molecular Science* (2011).
- [60] The Fork, online . The Fork: Restaurant Booking System. <https://www.thefork.com/>.
- [61] Tinder, online . Tinder: An Online Dating Application. <https://tinder.com/>.
- [62] Amos Tversky. 1977. Features of similarity. *Psychological review* (1977).
- [63] Yamin Wen, Zheng Gong, Zhengan Huang, and Weidong Qiu. 2018. A new efficient authorized private set intersection protocol from Schnorr signature and its applications. *Clust. Comput.* (2018).
- [64] Peter Willett, John M Barnard, and Geoffrey M Downs. 1998. Chemical similarity searching. *Journal of chemical information and computer sciences* 38, 6 (1998).
- [65] Ling Xue, Florence L Stahura, Jeffrey W Godden, and Jürgen Bajorath. 2001. Mini-fingerprints detect similar activity of receptor ligands previously recognized only by three-dimensional pharmacophore-based methods. *Journal of chemical information and computer sciences* 41, 2 (2001).
- [66] Andrew Yao. 1986. How to generate and exchange secrets. *SCFS* (1986).
- [67] Yongjun Zhao and Sherman S. M. Chow. 2017. Are you The One to Share? Secret Transfer with Access Structure. *Proc. Priv. Enhancing Technol.* (2017).
- [68] Yongjun Zhao and Sherman S. M. Chow. 2018. Can You Find The One for Me?. In *WPES*.

A SUMMARY OF PROTOCOLS

Table 5 summarizes the functionality of our protocols.

B TVERSKY SIMILARITY

Algorithm 7 shows how to process rational Tversky parameters to enable computing similarity with modular arithmetic.

C SUM OF RANDOM \mathbb{Z}_q^* ELEMENTS

In Section 6, we argued that the distribution of the sum $s = \sum_{i=1}^k x_i$ of k random $x_i \leftarrow \mathbb{Z}_q^*$ elements is close to uniform when q is prime. Now we prove that the probability of the sum being zero is bound by $1/(q-1)$ and the difference between the probability of the sum being zero vs a non-zero value a is at most $1/(q-1)^2$ when k is larger than one.

Algorithm 7 Process Tversky parameters t, α , and β to compute integer coefficients (a, b, c) .

```

function TVERSKY-PARAM-PROCESS( $\alpha, \beta, t$ )
  ( $\alpha_1, \alpha_2$ )  $\leftarrow$  ToRational( $\alpha$ )                                 $\triangleright \alpha = \alpha_1/\alpha_2$ 
  ( $\beta_1, \beta$ )  $\leftarrow$  ToRational( $\beta$ )                                   $\triangleright \beta = \beta_1/\beta$ 
  ( $t_1, t_2$ )  $\leftarrow$  ToRational( $t$ )                                   $\triangleright t = t_1/t_2$ 
   $l \leftarrow \text{LCM}(t_1, \alpha_2, \beta_2)$ 
   $a \leftarrow l \cdot (t^{-1} - 1 + \alpha + \beta)$ 
   $b \leftarrow l \cdot \alpha$ 
   $c \leftarrow l \cdot \beta$ 
   $g \leftarrow \text{GCD}(a, b, c)$ 
  return ( $a/g, b/g, c/g$ )

```

Let $z^{[k]}$ be the probability that the of sum of k elements from \mathbb{Z}_q^* being zero and $p_a^{[k]}$ be the probability that the of sum is a non-zero value a . When $k = 1$, e.g., we sum one element, these probabilities are $z^{[1]} = 0$ and $p_a^{[1]} = 1/(q-1)$. The k elements x_i are independent from each other so we choose the value of the last element and recursively compute the probability by using the distribution of $k-1$ elements.

$$\begin{aligned}
 z^{[k]} &= \sum_{i=1}^{q-1} p_a^{[k-1]} / (q-1) = p_a^{[k-1]} \\
 p_a^{[k]} &= z^{[k-1]} / (q-1) + \sum_{i \in \mathbb{Z}_q^* - \{a\}} p_{a-i}^{[k-1]} / (q-1) \\
 &= z^{[k-1]} / (q-1) + (q-2) \cdot p_a^{[k-1]} / (q-1) \\
 &= p_a^{[k-1]} + (z^{[k-1]} - p_a^{[k-1]}) / (q-1)
 \end{aligned}$$

The probability gap of $z^{[k]}$ and $p_a^{[k]}$ gets narrower as the number of elements k increases as:

$$\begin{aligned}
 p_a^{[k]} - z^{[k]} &= p_a^{[k-1]} + (z^{[k-1]} - p_a^{[k-1]}) / (q-1) - p_a^{[k-1]} \\
 &= (z^{[k-1]} - p_a^{[k-1]}) / (q-1)
 \end{aligned}$$

The highest probability of a zero sum happens when summing two random elements and the probability is bound by $z^{[2]} = p_a^{[1]} = 1/(q-1)$. Similarly the highest probability difference happens when $k = 2$ and is bound by $z^{[2]} - p_a^{[2]} = (p_a^{[1]} - z^{[1]}) / (q-1) = 1/(q-1)^2$. This means that the probability of false-positive in our approach is bounded by $1/(q-1)$ while the probability of distinguishing the number of non-zero elements (when at least one non-zero element is present) is $1/(q-1)^2$.

D PRIVACY PROOF

We first define input privacy and then argue why our framework has client and server privacy.

D.1 Circuit Privacy

Each BFV ciphertext c contains noise. The amount of noise increases with each operation, and can be measured. As a result, a ciphertext c contain more information than its decrypted value $p \leftarrow \text{HE.Dec}(sk, c)$. Circuit privacy signifies that the ciphertext c should not reveal any information about what computation is performed on c beyond the result of the computation p .

In our protocols, the circuit – the function that is computed – is independent of the client and the server’s input. More precisely, Algorithms 3, 4, 5, and 6 are known to the adversary. We also allow

the (malicious) client to learn the number of server sets, as well as the maximum size of each server set (recall servers pad each set to the maximum size). Given this information and the description of the algorithm, the functionality the server computes is fixed.

Therefore, we rely on a more relaxed notion of circuit privacy: input privacy. We require that as long as the output of the computation is the same, the adversary has no advantage in distinguishing (the server's) inputs, as long as they lead to the same output. We formalize this notation in the following definition. Here $f(x, y)$ represents the computation executed by the server, where x is the client's input, and y is the server's input. We define the function $\text{HE.Eval}(pk, f, \llbracket x \rrbracket, y)$ in the natural way: it applies the circuit (e.g., sequence of homomorphic operations) as specified by f on the client's encrypted input $\llbracket x \rrbracket$ and the server's input y . It computes an encrypted output.

Definition 4 (Input Privacy). A homomorphic encryption scheme has input privacy if for all PPT adversaries \mathcal{A} we have that

$$\Pr \left[\begin{array}{l} (\text{st}, pk, sk, f) \leftarrow \mathcal{A}(1^\ell) \\ (\text{st}, \llbracket x \rrbracket, y_1, y_2) \leftarrow \mathcal{A}(\text{st}) \\ b \leftarrow \{0, 1\} \\ \llbracket c_b \rrbracket \leftarrow \text{HE.Eval}(pk, f, \llbracket x \rrbracket, y_b) \\ x \leftarrow \text{HE.Dec}(sk, \llbracket x \rrbracket) \\ b' \leftarrow \mathcal{A}(\text{st}, \llbracket c_b \rrbracket) \end{array} : \begin{array}{l} r_1 \leftarrow f(x, y_1) \\ r_2 \leftarrow f(x, y_2) \\ r_1 = r_2 \\ b = b' \end{array} \right] \leq \frac{1}{2} + \text{negl}(\ell)$$

D.2 Privacy of PSI Protocols

In this section, we show that our protocols achieve server privacy against malicious clients. In Section 8, we argued that all our PSI protocols achieve client privacy. Therefore, in this section we focus on server privacy.

We split the server privacy argument of our protocols into two groups. (1) *Stand alone protocols*: protocols such as PSI, PSI-SD, and PSI-SUM which directly operate on the query. *Composite protocols*: the rest of the protocols that take the output of a lower layer protocol as input and continue the computation on top of it.

Stand-Alone Protocols. Stand-alone protocols are protocols that do not rely on any other algorithm or layer to first process the client query. As per Table 2, only the large domain protocols PSI and PSI-SUM, as well as the small domain PSI-SD protocol operate directly on the client's query. We argue for each that the output is server private.

The PSI protocol. We first prove server privacy of the (large domain) PSI protocol, see Fig. 3 and Algorithm 3. The server computes and transfers an inclusion status $\llbracket s_i \rrbracket$ for each client element x_i . Our proof relies on three facts. (1) As the protocol is *correct*, the inclusion status $\llbracket s_i \rrbracket$ will be zero if and only if $x_i \in Y$. (2) The inclusion status only reveals a *binary output*. The HE.IsIn algorithm multiplies the polynomial evaluation with a random \mathbb{Z}_q^* element at the final step. Thus ensuring that $\llbracket s_i \rrbracket$ is either 0 (when $x_i \in Y$) or a uniformly random element in \mathbb{Z}_q^* (when $x_i \notin Y$). (3) As per *input privacy* (and the fact that the evaluated function is independent of the server's set Y) the ciphertext $\llbracket s_i \rrbracket$ does not reveal any information about the server sets beyond the decrypted status $s_i \leftarrow \text{HE.Dec}(sk, \llbracket s_i \rrbracket)$. We conclude that the PSI protocol is server private.

The PSI-SUM protocol. Next, we prove that the PSI-SUM protocol is server private. The proof is similar to the proof for the PSI protocol. Following the same argument as before, the inclusion terms $\llbracket t_i \rrbracket$ are binary (0 or random in \mathbb{Z}_q^*). Hence, $\text{HE.IsZero}(pk, \llbracket t_i \rrbracket)$ equals 1 if $y_i \in X$ and 0 otherwise. Therefore, the sum $\llbracket \mathcal{W} \rrbracket$ is correct. By input privacy, and the fact that the circuit is the same independent of the server's input, the PSI-SUM protocol is server private.

The PSI-SD protocol. Finally, we argue that the (small domain) PSI-SD protocol is server private. We again proceed using three parts. (1) The encrypted client statuses $\llbracket z_i \rrbracket$ have binary plaintext value $z_i \in \{0, 1\}$. We have shown in Section 5.2 that if z_i values are not binary then the malicious check $\llbracket R \rrbracket$ randomizes the output and destroys the result. Thus, misbehaving clients will not learn any information. (2) The intersection status $\llbracket s_i \rrbracket$ will be an encryption of 1 if $d_i \in (X \cap Y)$ and 0 otherwise. We know that both statuses t_i and z_i are binary, so the correctness of s_i follows from the multiplication. (3) The ciphertext $\llbracket s_i \rrbracket$ does not reveal any information beyond s_i . As all ciphertexts $\llbracket z_i \rrbracket$ go through the same computation $\llbracket s_i \rrbracket \leftarrow \llbracket z_i \rrbracket \cdot t_i$ independent of the server set's value, input privacy (See Definition 4) ensures that $\llbracket s_i \rrbracket$ does not reveal any information about the server set.

Composite Protocols. Composite protocols are protocols that rely on stand-alone protocols to process the client's and server's input. Many of our protocols are composite. They process the output of an earlier layer (or function, in the case of base-layer composite protocols) without any interaction with the client, and without processing any further information about the server's sets.

Our server privacy argument focuses on two points. (1) The input of composite protocols is generated by earlier protocols and guaranteed to be *correct* and *server private*. (2) The composite protocols themselves compute their output correctly. As a result, the client learns nothing more than the desired output (because of the correctness of the composition), and the protocols thus satisfy server privacy (because the earlier layer is server private, the composition must be as well).

In other words, despite having malicious clients, composite protocols can rely on the included stand-alone protocols to ensure that their input is as if it was generated by an honest-but-curious party. Given that the input is honest, server privacy of our composite protocols then follows from their correctness.

All we need to show is the correctness of each of the composite protocols. These follow by inspection. As an example, we expand the full argument for the threshold PSM (Th-PSM) protocol (see Algorithm 5). It first uses the base-layer ePSI-CA protocol to compute the encrypted cardinality of the intersection $\llbracket ca \rrbracket$. The security properties of the cardinality protocol guarantee that $\llbracket ca \rrbracket$ is correct and does not reveal any information beyond the cardinality. The threshold protocol computes whether the equality $t_{\min} \leq ca \leq t_{\max}$ holds, using the term $\llbracket R \rrbracket \leftarrow \text{HE.IsIn}(pk, \llbracket ca \rrbracket, T)$. We have already shown that the output of the HE.IsIn function (see Algorithm 2) will be zero if $ca \in \{t_{\min}, t_{\min} + 1, \dots, t_{\max}\}$ and a uniformly random \mathbb{Z}_q^* element otherwise. Hence the output is correct, and server privacy follows.

E CORRECTNESS IN PRESENCE OF MALICIOUS SERVERS

We assume different threat models for privacy and correctness. We ensure privacy against a malicious server while relaxing correctness to a semi-honest model. We discuss scenarios where correctness against malicious servers matters and why we do not aim for it. Next, we study how the lack of correctness in malicious setting can impact the privacy of clients.

Committed Input. In some scenarios, the server is obliged to use the same input for all users and interactions or have authorization from a legal entity (a signature) for each set. In such use-cases, the server needs to publish a commitment to its input and prove that the computation is performed with the committed input. The concept of having a commitment/certificate for server sets is very similar to the authorized PSI (APSI) [13, 63] with the difference that APSI focuses on signatures on client elements.

This scenario is in contrast with what happens in the majority of PSM problems, where the server has full autonomy over its input. Providing cryptographic correctness in the protocol does not lead to having system-wide correctness as the server can change or even randomize its input in each interaction. It is possible to enhance our protocols with zero-knowledge proofs to support malicious correctness, but the gain does not justify the loss of efficiency in our scenario.

The server’s misbehavior can break correctness in two forms. *False negative:* The server hides the existence of matching sets and sends a “no match found” response to the client. *False positive:* The server creates a fake match and sends a “match found” response to the client despite not having any matching set. We study these two misbehaviors and their implications separately.

False Negative. Creating a false negative is trivial even if the server does not deviate from the protocol. The server just randomizes its input before the interaction to prevent matches. This misbehavior is similar to denial of service and in some scenarios like peer-to-peer document search, it is not troubling if a journalist does not want to allow others to find matches in his corpus. There is no interaction after receiving a negative answer so false negatives do not impact the privacy of the client.

False Positive. Creating false positives without deviating from the protocol is more challenging as the server needs to guess the client’s query ahead of time. Therefore, creating false positives while following the protocol is limited to targeted attacks. However, a misbehaving server can send a positive response without guessing. For example, in the cardinality search protocol (CA-MS in Section 7), the server just decides the number of matching sets, encrypts it, and sends it to the client. Thus, the lack of security against a malicious server facilitates this attack.

Creating a fake positive match does not leak any information in our protocol, but PSM protocols are often used as a part of a bigger system where clients’ next interaction depends on the PSM response. Deciding whether false positives can create a privacy risk depends on the bigger system. In scenarios where the client’s interaction is private such as private retrieval after a Ret-MS query (see Section 7), lack of correctness does not create a privacy risk. Systems like chemical search which follow a positive response with

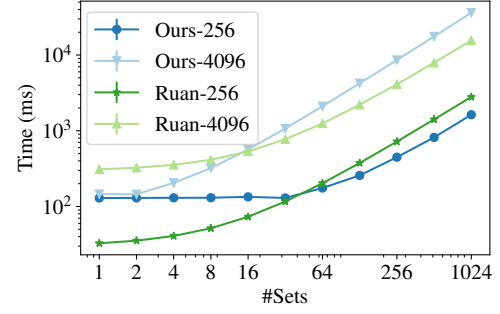


Figure 8: Computation cost for performing PSI-CA in small domain. Two systems use different threat models: Ruan supports 80-bit security against semi-honest server while ours give 128-bit security against malicious clients.

a legal contract can use the contract to ensure repercussions for creating fake responses. However, in systems like document search where the interaction can reveal information about the client, protecting against false positives is a desirable, but costly, property. Note that even correctness against malicious servers in the document search setting cannot protect journalists from targeted attack where the server wants to detect when a querier is searching for specific topic of interest [19].

F BENCHMARKING SMALL-DOMAIN PROTOCOLS

In this section, we evaluate the performance of our small domain PSI-CA protocol and compare it to existing work. We focus on Ruan et al. [55] in this section. We compare with Shimizu et al. [56] in Section 10. We do not consider Bay et al. [5] here, as it focuses on a multi-party scenario, which leads to higher costs.

The code for the protocol of Ruan et al. is not available but the paper provides a detailed cost analysis. We use the same scenario and the same CPU (Intel Core I7-7700) to allow us to directly compare performance without requiring us to rerun their protocol from the scratch. Moreover, we extend and optimize their approach for a many-set scenario. Ruan et al. use bit-vectors encrypted with ElGamal [22] or Paillier [42] encryption to perform PSI. We extend their approach to only compute the query once and apply it to many sets. Their detailed performance benchmark allows us to compute the cost of performing a many-set query with N sets. In Fig. 8, we show the computation cost with a fixed input domain size ($D \in \{256, 4096\}$) and varied the number of sets. The cost does not include the key exchange. The performance of our scheme is comparable to Ruan et al – which scheme is performing best depends on the specific scenario.

Despite having the same operating point for both approaches, they have very different security guarantees. Ruan et al. assumes a *semi-honest* privacy model and uses Paillier keys with 1024-bit RSA primes which only provide 80-bit security. Extracting more information than cardinality from their protocol is trivial for malicious clients. On the other hand, we provide full 128-bit security against malicious clients.

G SOLVING MATCHING IN MOBILE APPS

We do not separately evaluate the matching in the mobile apps scenario as it is similar to the chemical similarity scenario. The set of attributes to be matched can be represented using a small domain as the number of attributes is limited and they have few possible values. Matching of individual records can be implemented using

the threshold PSM (Th-PSM) protocol. This allows for approximate matches. The results can then be combined using naive aggregation to reveal the matching indices to the querier. Since Th-PSM is simpler than the Tv-PSM protocol and the threshold for matching is likely smaller than the chemical similarity case, we expect better performance for matching than chemical similarity.