

The Maximum Linear Arrangement Problem for trees under projectivity and planarity

Lluís Alemany-Puig^{a,*}, Juan Luis Esteban^b, Ramon Ferrer-i-Cancho^a

^a*Complexity and Quantitative Linguistics Lab, LARCA Research Group, Computer Science Department, Universitat Politècnica de Catalunya, Jordi Girona 1-3, 08034, Barcelona, Spain*

^b*Computer Science Department, Universitat Politècnica de Catalunya, Jordi Girona 1-3, 08034, Barcelona, Spain*

Abstract

The Maximum Linear Arrangement problem (**MaxLA**) consists of finding a mapping π from the n vertices of a graph G to distinct consecutive integers that maximizes $D_\pi(G) = \sum_{uv \in E(G)} |\pi(u) - \pi(v)|$. In this setting, vertices are considered to lie on a horizontal line and edges are drawn as semicircles above the line. There exist variants of **MaxLA** in which the arrangements are constrained. In the **planar** variant edge crossings are forbidden. In the **projective** variant for rooted trees arrangements are planar and the root cannot be covered by any edge. Here we present $O(n)$ -time and $O(n)$ -space algorithms that solve **Planar** and **Projective MaxLA** for trees. We also prove several properties of maximum projective and planar arrangements.

Keywords: Linear arrangements, Maximum Linear Arrangement Problem, Projectivity, Planarity, One-page embeddings

1. Introduction

A linear arrangement π of a graph $G = (V, E)$, $n = |V|$, is a mapping of the vertices in V to distinct consecutive integers in $[1, n]$; it can be seen as both a linear ordering of the vertices and as a permutation. Thus vertices are considered to lie on a horizontal line in integer positions. In such an arrangement, the distance between two vertices $u, v \in V$ can be defined as $d_\pi(u, v) = |\pi(u) - \pi(v)|$. When $uv \in E$, $d_\pi(u, v)$ represents the length of edge uv in π . We define the cost of an arrangement π as the sum of all edge lengths $D_\pi(G) = \sum_{uv \in E} d_\pi(u, v)$ [17, 29, 5, 23, 16].

The Minimum Linear Arrangement problem (**minLA**) consists of minimizing the cost over all $n!$ possible arrangements π of the vertices of a graph G . We denote this minimum as $m[D(G)] = \min_\pi \{D_\pi(G)\}$ [15]. In arbitrary graphs, the problem is NP-hard [15]. For trees, various algorithms are available to solve the problem in polynomial time [17, 29, 5]. To the best of our knowledge, the fastest algorithm is due to Chung [5]. On the other hand, the Maximum Linear Arrangement problem (**MaxLA**) consists of finding the maximum cost, denoted as $M[D(G)] = \max_\pi \{D_\pi(G)\}$ [8, 22, 7]; it is also NP-Complete for arbitrary graphs [8]. Applications of **MaxLA** can be found in placement of obnoxious facilities [30], and also in statistical normalization of the sum of edge lengths to carry out Quantitative Linguistics studies [31, 18, 12].

There exist several variants of edge length optimization problems in linear arrangements [2]; two of them are the *planar* and the *projective* variants. In the *planar* variant (**minLA/MaxLA** under the *planarity* constraint), the placement of the vertices of a free tree is constrained so that there are no edge crossings. Such arrangements are known as *planar* arrangements [26], and also one-page book embeddings [4]. Two undirected edges of a graph $st, uv \in E$ cross in π if $\pi(s) < \pi(u) < \pi(t) < \pi(v)$ when, without loss of generality (w.l.o.g.), $\pi(s) < \pi(t)$, $\pi(u) < \pi(v)$ and $\pi(s) < \pi(u)$. There are several $O(n)$ -time algorithms to solve **planar minLA** [24, 23, 2]. The solution to **planar minLA** of a free tree T is denoted as $m_{\text{pl}}[D(T)]$, where ‘pl’ stands for ‘planar’. In the *projective* variant (**minLA/MaxLA** under the *projectivity* constraint), a rooted tree is arranged so that there are no edge crossings (i.e., the arrangement is planar) and the root is not covered. A vertex w is covered by an edge uv if $\pi(u) < \pi(w) < \pi(v)$ when, w.l.o.g., $\pi(u) < \pi(v)$. Such arrangements are known as *projective* [26, 27]. There are several $O(n)$ -time algorithms to solve **projective minLA** [23, 16, 2]. The solution to **projective minLA** for a rooted tree T^r is denoted as $m_{\text{pr}}[D(T^r)]$, where ‘pr’ stands for ‘projective’.

Projective minLA can be solved in $O(n)$ time, by arranging the subtrees of the rooted tree on alternating sides of the root in the arrangement from smallest to largest in an inside-out fashion so that vertices of the

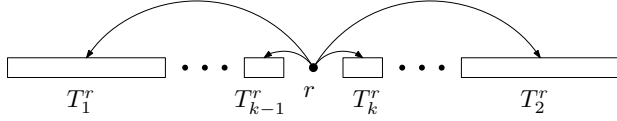


Figure 1: The basic layout of a minimum projective arrangement [23]. The subtrees are arranged on alternating sides of the root r , from smallest at the center of the arrangement to largest at the ends. Note that $|V(T_1^r)| \geq |V(T_2^r)| \geq \dots \geq |V(T_{k-1}^r)| \geq |V(T_k^r)|$. In this figure, k denotes the degree of r .

same subtree are arranged contiguously [23, 16, 2] (Figure 1). **Planar minLA** can be solved in $O(n)$ time [23, 2] by first finding one of the two centroidal¹ vertices c of the input free tree and then solving **projective minLA** for the same tree but rooted at c [23, 2].

Much research has been carried out regarding the minimum variant of the problem. However, to the best of our knowledge, comparatively less research has been done on its maximum variant, probably first studied by Harper [20, 21]. On trees, some research has been carried out on **unconstrained MaxLA**, denoted as $M[D(T)]$, and **planar MaxLA**, denoted as $M_{\text{pl}}[D(T)]$, as well as on **projective MaxLA**, denoted as $M_{\text{pr}}[D(T^r)]$ [9, 10, 11]. Concerning the unconstrained case, it has been shown that $M[D(T)]$ is maximized by a balanced bistar tree (T_n^{bb}) [11], i.e.,

$$\begin{aligned} \max_{T \in \mathcal{F}_n} \{M[D(T)]\} &= M[D(T_n^{\text{bb}})] \\ &= \frac{1}{4} [3(n-1)^2 + 1 - n \bmod 2], \end{aligned}$$

where \mathcal{F}_n is the set of all n -vertex free trees. Exact values of $M[D(T)]$ have been derived for linear trees and the class of bistar trees (that comprises star and quasistar trees) [9, 11]. Concerning the planar case, it has been shown that $M_{\text{pl}}[D(T)]$ is maximized by linear (T_n^{linear}) and star trees (T_n^{star}), i.e. [9]

$$\begin{aligned} \max_{T \in \mathcal{F}_n} \{M_{\text{pl}}[D(T)]\} &= M_{\text{pl}}[D(T_n^{\text{star}})] \\ &= M_{\text{pl}}[D(T_n^{\text{linear}})] = \binom{n}{2}. \end{aligned} \quad (1)$$

The following property with the maximum $M_{\text{pr}}[D(T^r)]$ that a tree of give size can achieve.

Property 1.1.

$$\max_{T^r \in \mathcal{R}_n} \{M_{\text{pr}}[D(T^r)]\} = M_{\text{pr}}[D(T_n^{\text{hub,star}})] = \binom{n}{2},$$

where \mathcal{R}_n is the set of all rooted trees of n vertices and $T_n^{\text{hub,star}}$ is an n -vertex star tree rooted at the vertex of maximum degree (the so-called hub).

¹See [19, p. 35] for a definition of centroid of a tree.

Proof. Since planarity is a generalization of projectivity,

$$\max_{T^r \in \mathcal{R}_n} \{M_{\text{pr}}[D(T^r)]\} \leq \max_{T \in \mathcal{F}_n} \{M_{\text{pl}}[D(T)]\} = \binom{n}{2}.$$

In a star tree, all linear arrangements are planar because there are no pairs of independent edges [3]. In a star tree rooted at the hub vertex, all linear arrangements are projective because the root cannot be covered and hence [10]

$$M_{\text{pr}}[D(T_n^{\text{hub,star}})] = M_{\text{pl}}[D(T_n^{\text{star}})] = \binom{n}{2}.$$

□

Here we fill the gap in the literature on the calculation of MaxLA for a specific tree by deriving $O(n)$ -time and $O(n)$ -space algorithms for the **projective** and **planar MaxLA** problems for trees. We begin by defining notation, concepts and useful tools in Section 2. In Section 3 we show that **projective MaxLA** can be solved in $O(n)$ time and $O(n)$ -space using a strategy similar to that used to solve **projective minLA**. Besides, we provide a $O(n)$ -time and $O(n)$ -space algorithm to solve **planar MaxLA** in Section 4. Implementations of all algorithms presented here are available in the Linear Arrangement Library [1].

2. Preliminaries

We denote vertices as u, v, w, x, y, z ; r always denotes a root vertex. We denote integers as a, b, i, j, k, l . We denote free trees as $T = (V, E)$ and rooted trees as $T^r = (V, E; r)$ which is the result of a rooting operation on the free tree T at vertex r , where the edges are oriented away from the root, i.e., an arborescence [13], and r is labeled as its root. We denote the neighbors of a vertex in a free tree T as $\Gamma(u) = \Gamma_T(u)$, and the out-neighbors (also, children) of a vertex u in a rooted tree T^r as $\Gamma_r(u) = \Gamma_{T^r}(u)$. Note that we omit the subscript T when it is clear from the context. We denote the degree of a vertex u of a free tree T as $d(u) = d_T(u) = |\Gamma_T(u)|$, and the (out) degree of a vertex of a rooted tree as $d_r(u) = d_{T^r}(u) = |\Gamma_r(u)|$. Undirected edges are denoted as uv , and directed edges as (u, v) . We denote a subtree of T^r , rooted at $u \in V$, $u \neq r$, as T_u^r ; it is the tree that contains vertex u and all the vertices of T reachable from u without stepping on the neighbor of u in the unique path from r to u in T^r . We call a subtree T_u^r an *immediate subtree* of T^r if $u \in \Gamma(r)$. Notice that $T_u^v = T_u^w$ if there is a node $z \in \Gamma(u)$ such that $v, w \in V(T_z^u)$. For any edge uv , $\Gamma(u) = \Gamma_v(u) \cup \{v\}$, and thus $d(v) = d_u(v) + 1$. Let us define $s_v(u) = s_{T^v}(u) = |V(T_u^v)|$ and call it *directional size*; it is easy to see that $s_u(v) + s_v(u) = n$. Given a free tree T and $r \in V$,

and a vertex u , $u \neq r$, for any vertex $w \notin V(T_u^r)$ it holds that $s_r(u) = s_w(u)$.

It will be useful to order the immediate subtrees of T_v^u according to size in a non-increasing manner, thus $T_{v,1}^u$ (resp. $T_{v,d_u(v)}^u$) will be the largest (resp. smallest) subtree. We call $T_{v,i}^u$ the i -th immediate subtree of T_v^u . For the sake of brevity $T_i^u = T_{u,i}^u$. We use $s_u(v, i) = s_{T^u}(v, i)$ to denote the size of the i -th largest immediate subtree of T_v^u . If T_v^u is the i -th largest immediate subtree of T^u then $s_u(v) = s_u(u, i)$. Evidently, $T_r^r = T^r$, and thus $T_{r,i}^r = T_i^r$. Let us define $\sigma_u(v) = \sigma_{T^u}(v) = i$ for an edge $uv \in E(T)$ if $T_{u,i}^u = T_i^u = T_v^u$.

The algorithms we present in this paper make use of a tool developed by Hochberg and Stallmann [23] and further studied in [2], stated in Proposition 2.1.

Proposition 2.1 (Hochberg and Stallmann [23]). *Let $T = (V, E)$ be a free tree. The values*

$$\{(u, v, s_u(v)), (v, u, s_v(u)) \mid uv \in E\}$$

are $O(n)$ -time and $O(n)$ -space computable.

In [2, Algorithms 2.1, 4.1] readers can find pseudocode for Proposition 2.1. The former is used by Algorithm 4.2 under the name COMPUTE_S_LFT. The latter is to be used to construct a *rooted subtree-size adjacency list* $\mathcal{L}^r = \mathcal{L}_T^r$ needed by Algorithm 3.1. \mathcal{L}^r has n entries: for any vertex $u \in V$, $\mathcal{L}^r[u]$ contains $d(u) - 1$ tuples $(v, s_r(v))$ where the i -th tuple is the root of i -th largest immediate subtree of T_u^r and its size $s_r(u)$. \mathcal{L}^r can be constructed in $O(n)$ time and $O(n)$ space. In [2], \mathcal{L}^r was constructed so that the entries in $\mathcal{L}^r[u]$ were sorted non-decreasingly by $s_r(v)$ in order to calculate $m_{pr}[D(T^r)]$; here we need them sorted non-increasingly by $s_r(v)$. The superscript r in \mathcal{L}^r indicates that the list is *rooted*, i.e., there are no tuples of the form $(p, s_r(p))$ where $p = p(r, u)$ denotes the parent of u in T^r . Readers will find pseudocode to construct \mathcal{L}^r in [2, Algorithm 4.2]. That algorithm is used here under the name SORTED_ADJACENCY_LIST_RT.

3. Projective MaxLA

In order to describe the shape of a maximum projective arrangement, we first define a central concept: given a rooted tree T^r , an arrangement π of T^r is *left (resp. right) branching*³ if the root r of the tree is placed at the rightmost (resp. leftmost) position of the

²The parent of $u \neq r$ in T^r is the only vertex v such that $(v, u) \in E(T^r)$.

³We found inspiration in [25] when using the term *branching*.

arrangement, i.e., $\pi(r) = n$ (resp. $\pi(r) = 1$). In Theorem 3.1, we describe a maximum projective arrangement of a rooted tree. Figure 2 shows an example.

Theorem 3.1. *A maximum projective arrangement of a rooted tree T^r is such that*

- (i) *the immediate subtrees of T_u^r are arranged non-increasingly by size, with the smallest one farthest from u , all at the same side of u in the arrangement, and*
- (ii) *for every edge $(u, v) \in E$, if the arrangement of T_u^r is left (resp. right) branching then the arrangement of T_v^r is right (resp. left) branching.*

Proof. First, we prove (i) with a strategy similar to that of Hochberg and Stallmann for the minimization problem [23, Lemma 6]. Consider a rooted tree T^r with immediate subtrees $\{T_{u_j}^r\}_{j=1}^k$ where $k = d(r)$ and a projective arrangement of T^r constructed from a permutation of the subtrees and the root $\{r, T_{u_1}^r, \dots, T_{u_k}^r\}$. Note that projective (and planar) arrangement must be constructed in this way, otherwise there would be crossings. Denote such permutation as $(T_{u_{i_1}}^r, \dots, T_{u_{i_{y-1}}}^r, r, T_{u_{i_y}}^r, \dots, T_{u_{i_k}}^r)$, for some $y > 1$, where $\{i_1, \dots, i_k\} = \{1, \dots, k\}$. W.l.o.g., assume that in the permutation there are more (or equal number of) vertices in the right side (to the right of r) than to the left side (to the left of r). Formally, $\sum_{j=1}^{y-1} s_r(u_{i_j}) \leq \sum_{j=y}^k s_r(u_{i_j})$. W.l.o.g., consider that the arrangements of each $T_{u_j}^r$ are constructed likewise, down to the leaves.

We define two steps which, when applied to any such arrangement, the cost never decreases. *Step A* consists of swapping two subtrees in the permutation. For two trees to the right (or to the left) of the root, if the smaller one is nearer the root, we swap their positions in the permutation. This always increases the total cost of the arrangement. *Step B* consists of moving the leftmost subtree in the arrangement to the right side of the arrangement, as far as possible from the root. This increases the cost of the arrangement since we assumed, w.l.o.g., that there are more vertices to the right of the tree's root than to its left.

The procedure to construct a maximum projective arrangement is as follows. *Step A* is applied to both sides of the arrangement of T^r , as many times as needed until all subtrees are eventually arranged non-increasingly by size with the largest subtree closest to the root, and the smallest subtree farthest from it. Then, *step B* is applied until all subtrees to the left of the root have been placed to its right. This increases the cost of the arrangement. Lastly, apply *step A* again as many times as needed to obtain a non-increasing order of all the subtrees with the largest subtree next to

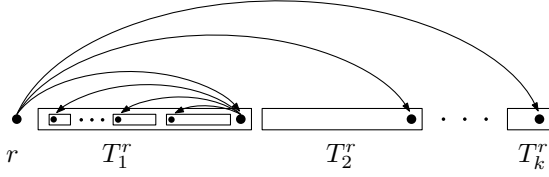


Figure 2: A maximum projective arrangement of T^r . The arrangement of T^r is right branching, while the arrangements of T_1, \dots, T_k are left branching.

the root. These steps construct a right branching arrangement, but they are easily modifiable to construct a left branching arrangement by mirroring.

Second, we prove (ii). We apply recursively the procedure above to the subtrees, alternating between right branching arrangement and left branching. If a tree has a left branching arrangement, each of its subtrees T_u^r must have a right branching arrangement and viceversa so as to maximize the length of the edge (r, u) . Note that the order of two equally large subtrees in the permutation of intervals does not matter, since swapping them does not change the local cost of the subtrees, and the length of the edges from their roots to their root's parent does not change. \square

Corollary 3.2. *In a maximum left (resp. right) branching arrangement π of T^r , $(\pi^{-1}(n), \pi^{-1}(1)) \in E$ (resp. $(\pi^{-1}(1), \pi^{-1}(n)) \in E$).*

Corollary 3.3. *In a maximum projective arrangement of T^r , the arrangements of all immediate subtrees of T_u^r branch towards the same direction.*

Corollary 3.4. *In a maximum projective arrangement π of T^r , r is placed at one end of the linear arrangement all its k leaves, with $0 \leq k \leq n - 1$, are arranged consecutively at the other end of the linear arrangement. That is either $\pi(r) = 1$ (resp. $\pi(r) = n$) and its leaves in the last (resp. first) k positions.*

From Theorem 3.1 we can easily derive a closed-form formula for the cost of a maximum projective arrangement of a rooted tree.

Corollary 3.5. *For any rooted tree T^r ,*

$$\begin{aligned} M_{\text{pr}}[D(T^r)] &= \sum_{i=1}^{d(r)} \left(M_{\text{pr}}[D(T_{r,i}^r)] + \sum_{j=1}^i s_r(r, j) \right) \\ &= \sum_{u \in V} \sum_{i=1}^{d_r(u)} (d_r(u) + 1 - i) s_r(u, i). \end{aligned}$$

Theorem 3.6. *For any n -vertex tree T^r , Algorithm 3.1 solves projective MaxLA in $O(n)$ time, $O(n)$ space, giving one the maximum arrangements.*

Proof. Algorithm 3.1 is a modification of algorithms previously used to solve projective minLA [2, Algorithm 4.1]. The algorithm takes T_u^r and uses the subtree-size adjacency list $\mathcal{L}^r[u]$ to arrange its immediate subtrees in a non-increasing fashion in the interval $[a, b]$ passed as parameter. In the first call, the interval is $[1, n]$. Since we have to construct a left (resp. right) branching arrangement (Theorem 3.1), we place the root of the subtree at either position a or b ; the exact end is decided using the parameter τ which indicates the side in which u has been placed with respect to its parent in the arrangement, either **left** or **right** (Theorem 3.1 part (ii)). The interval of positions within the arrangement of the i -th subtree when $\tau = \text{left}$ is

$$\left[a + \sum_{j=1}^{i-1} s_r(u, j) + 1, a + \sum_{j=1}^i s_r(u, j) \right]$$

and when $\tau = \text{right}$ the interval is

$$\left[b - \sum_{j=1}^i s_r(u, j), b - \sum_{j=1}^{i-1} s_r(u, j) - 1 \right].$$

\square

4. Planar MaxLA

There exists a straightforward characterization of $M_{\text{pl}}[D(T)]$ for any free tree T .

Theorem 4.1. *Given an n -vertex free tree T , a maximum planar arrangement for T is also a maximum projective for T^u for a given $u \in V$. Therefore,*

$$M_{\text{pl}}[D(T)] = \max_{u \in V} \{M_{\text{pr}}[D(T^u)]\}.$$

Proof. In this proof, let the set of planar arrangements π of T such that $\pi(v) = 1$ as $\Pi_{\text{pl}}(T, v)$, and denote the set of all projective arrangements π' of T^v such that $\pi'(v) = 1$ as $\Pi_{\text{pr}}(T^v, v)$. Notice that $\Pi_{\text{pl}}(T, v) = \Pi_{\text{pr}}(T^v, v)$. Now, it is easy to see that

$$\begin{aligned} M_{\text{pl}}[D(T)] &= \max_{v \in V} \max_{\pi \in \Pi_{\text{pl}}(T, v)} \{D_{\pi}(T)\} \\ &= \max_{v \in V} \max_{\pi \in \Pi_{\text{pr}}(T^v, v)} \{D_{\pi}(T^v)\} \\ &= \max_{v \in V} \{M_{\text{pr}}[D(T^v)]\}. \end{aligned}$$

\square

Algorithm 3.1: Projective MaxLA.

```

1 Function ARRANGEMAXIMUMPROJECTIVE( $T^r$ ) is
   Input:  $T^r$  rooted tree at  $r$ .
   Output: A maximum projective arrangement  $\pi$ .
2  $\mathcal{L}^r \leftarrow$  SORTED_ADJACENCY_LIST_RT( $T^r$ ) // [2, Algorithm 4.2]
3  $\pi \leftarrow \{0\}^n$  // empty arrangement
4 ARRANGE_REC( $\mathcal{L}^r, r, \text{right}, 1, n, \pi$ ) // The starting side is arbitrary.
5 return  $\pi$ 
6 Function ARRANGE_REC( $\mathcal{L}^r, u, \tau, a, b, \pi$ ) is
   Input:  $\mathcal{L}^r$  as described in Section 2;  $u$  the root of the subtree to be arranged;  $\tau$  the side (relative position of
    $u$  with respect to its parent);  $[a, b]$  interval of positions of  $\pi$  where to embed  $T_u^r$ ;  $\pi$  a
   partially-constructed arrangement.
   Output:  $\pi$  updated with the optimal projective arrangement for  $T_u^r$  in  $[a, b]$ .
7  $C_u \leftarrow \mathcal{L}^r[u]$  // the children of  $u$  sorted non-increasingly by size
8  $S \leftarrow 0$  // Cumulative size of the subtrees
9 if  $\tau = \text{left}$  then  $\tau_{\text{next}} \leftarrow \text{right}$ 
10 else  $\tau_{\text{next}} \leftarrow \text{left}$ 
11 for  $i$  from 1 to  $|C_u|$  do
12    $v, n_v \leftarrow C_u[i]$  // the  $i$ -th child of  $u$ , and its size  $n_v = s_r(v)$ 
13   if  $\tau$  is left then  $a_{\text{next}} \leftarrow a + S + 1; b_{\text{next}} \leftarrow a_{\text{next}} + n_v - 1$ 
14   else  $b_{\text{next}} \leftarrow b - S - 1; a_{\text{next}} \leftarrow b_{\text{next}} - n_v + 1$ 
15   ARRANGE_REC( $\mathcal{L}^r, v, \tau_{\text{next}}, a_{\text{next}}, b_{\text{next}}, \pi$ )
16    $S \leftarrow S + n_v$ 
17 if  $\tau = \text{left}$  then  $\pi(u) \leftarrow a$ 
18 else  $\pi(u) \leftarrow b$ 

```

The following Lemma introduces a useful fact for the results to come.

Lemma 4.2. *Let T be a free tree and $uv \in E(T)$. It holds that*

$$\begin{aligned}
M_{\text{pr}}[D(T^v)] &= M_{\text{pr}}[D(T^u)] \\
&- \left([d(u) - \sigma_u(v) + 1]s_u(v) + \sum_{i=1}^{\sigma_u(v)-1} s_u(u, i) \right) \\
&+ \left([d(v) - \sigma_v(u) + 1]s_v(u) + \sum_{j=1}^{\sigma_v(u)-1} s_v(v, j) \right). \tag{2}
\end{aligned}$$

Proof. The proof is based on Figure 3. Given any two adjacent vertices u, v , we denote the neighbors of both u and v as u_i for $1 \leq i \leq d(u)$, and v_j for $1 \leq j \leq d(v)$, and consider them to be non-increasingly sorted by size of the subtree $s_u(u, i)$ and $s_v(v, j)$, respectively. Let $\sigma_u(v) = k$ (hence $v = u_k$) and $\sigma_v(u) = l$ (hence $u = v_l$) where $1 \leq l \leq d(u)$ and $1 \leq k \leq d(v)$.

The main insight to obtain Equation 2 are the identities

$$\begin{aligned}
s_u(u, i) &= s_v(u, i) & \forall i < k, \\
s_u(u, i) &= s_v(u, i - 1) & \forall i > k, \\
s_v(v, j) &= s_u(v, j) & \forall j < l, \\
s_v(v, j) &= s_u(v, j - 1) & \forall j > l.
\end{aligned}$$

Furthermore, $M_{\text{pr}}[D(T^u)]$ and $M_{\text{pr}}[D(T^v)]$ contain common values which cancel each other in $M_{\text{pr}}[D(T^v)] - M_{\text{pr}}[D(T^u)]$. Equation 2 follows from straightforward calculations based on the definition of $M_{\text{pr}}[D(T^r)]$ in Corollary 3.5. We omit the derivation because it is tedious and provides no interesting insight. \square

For any T , let $V_*(T)$ be the set of vertices for which Theorem 4.1 holds. More formally,

$$V_*(T) = \{v \in V \mid M_{\text{pl}}[D(T)] = M_{\text{pr}}[D(T^v)]\}.$$

We now present a characterization of $V_*(T)$.

Lemma 4.3. *For any free tree T , a vertex $v \in V_*(T)$ is either a leaf or an internal vertex with some leaves adjacent.*

Proof. The proof is by contradiction. Choose an internal vertex x with no leaves adjacent to it. W.l.o.g., consider now a maximum right-branching projective arrangement of T^x . We show that there exists a path in T with vertices $x = u_1, \dots, u_l = y$ such that none of u_i , $1 \leq i < l$, have a leaf attached, y has a leaf attached, and

$$\begin{aligned}
M_{\text{pr}}[D(T^x)] &= M_{\text{pr}}[D(T^{u_1})] \\
&< M_{\text{pr}}[D(T^{u_2})] \\
&< \dots
\end{aligned}$$

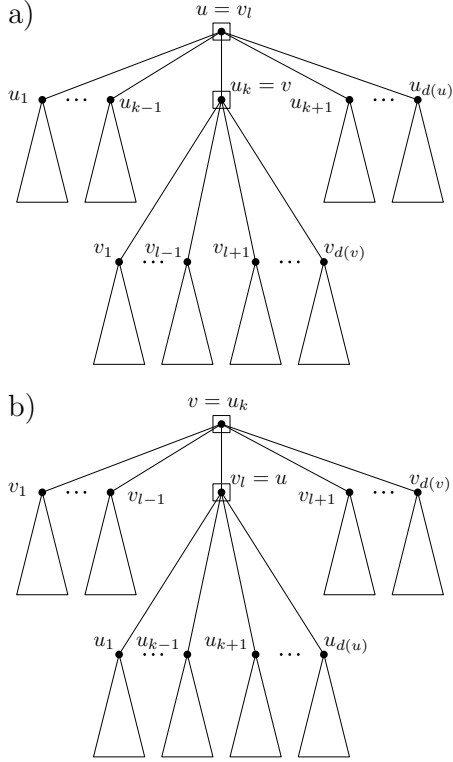


Figure 3: Proof of Lemma 4.2. A free tree T rooted at two vertices $uv \in E$ (marked with a square). a) T^u ; vertex v is such that $\sigma_u(v) = k$. b) T^v ; vertex u is such that $\sigma_v(u) = l$. Same names for vertices indicate equal vertices.

$$< M_{\text{pr}} [D(T^{u_l})] = M_{\text{pr}} [D(T^y)].$$

To this aim, we explain how to transform a maximum projective arrangement for T^{u_i} into a maximum arrangement for $T^{u_{i+1}}$ with larger cost, $i < l$. For simplicity we use $w = u_i$ and $z = u_{i+1}$ ($z \in \Gamma(w)$). Let w_1, \dots, w_{j-1}, w_j be the j children of w (thus $j = d(w)$) sorted non-increasingly by $s_w(w_i)$. This is illustrated in Figure 4.

We show that choosing z as the smallest child of w guarantees a better arrangement. Let $z = w_j$ and let $\Gamma_w(z) = \{z_1, \dots, z_k\}$ be the children of T_w^z also sorted non-increasingly by $s_w(z_i)$ (then, $k+1 = d(z)$). By our assumption, $k \geq 1$. Figure 4 illustrates how to improve a maximum projective arrangement for T^w for a vertex w that has no leaves attached. The arrangement in Figure 4(b) is formed by a right branching maximum arrangement of $T^z \setminus T_w^z$ (which is T^z without T_w^z) and then a maximum left branching arrangement of T_w^z is inserted between z and $T_{z_1}^z$. Notice that in the transformation from the arrangement in Figure 4(a) into the one in Figure 4(b) produces a maximum projective arrangement for T^z , where the costs associated to $T_{w_i}^w$ do not change, nor does the length of the edges ww_i . It is easy to see that the total cost of the arrangement

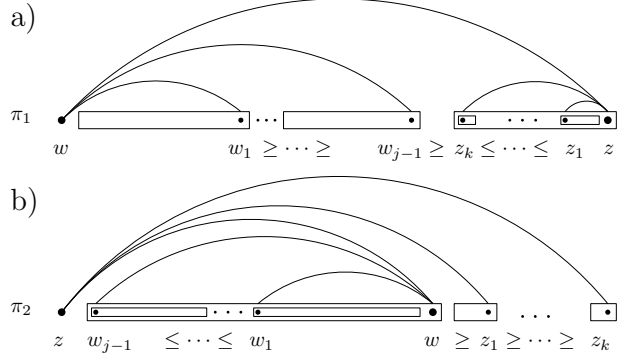


Figure 4: Proof of Lemma 4.3. a) A maximum projective arrangement π_1 of T^w . No neighbor of w is a leaf. b) A maximum projective arrangement π_2 of T^z such that $D_{\pi_2}(T) > D_{\pi_1}(T)$. The comparison symbols \geq and \leq in the diagram indicate order of size of the subtrees rooted at the vertices at every side of the comparison symbols.

increases by applying Lemma 4.2:

$$M_{\text{pr}} [D(T^z)] - M_{\text{pr}} [D(T^w)] = (k+1)s_z(w) - (n-1)$$

and

$$(k+1)s_z(w) - (n-1) > 0 \iff ks_z(w) > s_w(z) - 1. \quad (3)$$

Now, if z is a leaf, that is if w has an adjacent leaf, it is easy to see that π_2 in Figure 4 is just the reverse of π_1 . Therefore, improvement stops at a vertex with a leaf adjacent to it: if z was a leaf, Equation 3 would not hold.

Finally, by the construction of maximum projective arrangements (Theorem 3.1), it holds that $M_{\text{pr}} [D(T^s)] = M_{\text{pr}} [D(T^{l_s})]$ for all l_s such that $\{l_s, s\} \in E$ and $d(l_s) = 1$. \square

Lemma 4.3 does not guarantee that repeatedly choosing the smallest child yields $M_{\text{pl}} [D(T)]$. It only guarantees improvement over the starting vertex if such vertex has no leaves attached. Furthermore, from Lemma 4.3, $2 \leq |V_*(T)|$; moreover, in a star tree, $|V_*(T)| = n$. However, in order to find the maximum root we do not need to check all vertices in $V_*(T)$, only the ones with adjacent leaves. Let $V_1(T) \subset V_*(T)$ the set of vertices with some leaves attached. It can be constructed in time $O(n)$. Then $M_{\text{pl}} [D(T)]$ can be computed in $O(|V_1(T)|n)$ time. It is easy to see that $1 \leq |V_1(T)| \leq \min\{n/2, l(T)\}$, where $l(T)$ is the number of leaves of T .

The next corollary highlights a significant difference between the structure of maximum projective arrangements and the structure of maximum planar arrangements. While a maximum projective arrangement can only have leaves at one end if the root vertex has leaves adjacent (Corollary 3.4), a maximum planar arrangement always has leaves at one of the ends.

Corollary 4.4. *In a maximum planar arrangement π of T , an internal vertex with k ($1 \leq k \leq n - 1$) leaves attached, v , is placed at one end of the linear arrangement and all its k leaves, are arranged consecutively at the other end of the linear arrangement. That is either $\pi(v) = 1$ (resp. $\pi(v) = n$) and its leaves in the last (resp. first) k positions.*

Proof. Theorem 4.1 indicates that a maximum planar arrangement is a maximum projective arrangement of some rooted tree. Then this theorem follows from combining Corollary 3.4 with Lemma 4.3. \square

In Corollary 4.5 we explain how to construct a maximum planar arrangement for any caterpillar trees, using the fact that all caterpillars are *graceful trees* [28]. A tree with $n - 1$ edges is said to be *graceful* if we can find a labeling $\phi : V \rightarrow \{0, \dots, n - 1\}$ such that each edge uv is uniquely identified by the value $|\phi(u) - \phi(v)|$; see [14] for further details. Then, we define the arrangement π as $\pi(u) = \phi(u) + 1$ and then a graceful tree is one that can be arranged such that there is exactly one edge of length 1, one of length 2, and so on, until $n - 1$.

Corollary 4.5. *In any n -vertex caterpillar tree T , $M_{\text{pl}}[D(T)] = \binom{n}{2}$. Furthermore, the vertices in $V_1(T)$ are the endpoints of the caterpillar's backbone.*

Proof. Rosa [28] showed that all caterpillar trees are graceful. It is easy to see that for any graceful tree there always exists an arrangement π such that $D_\pi(T) = \binom{n}{2}$ and moreover the construction proposed [28] for caterpillar trees is planar. From Equation 1, such value is maximum.

Rosa's construction [28] is as follows: identify the vertices of the caterpillar's backbone (it is a linear tree) and then find the vertex v at one end of the path. Then, it is easy to see that $M_{\text{pl}}[D(T)] = M_{\text{pr}}[D(T^v)]$. \square

Although $M_{\text{pl}}[D(T)]$ can be solved quite easily in caterpillar trees (Corollary 4.5), the problem is not as simple for general trees. First, notice that Theorem 4.1 describes a simple $O(n^2)$ -time algorithm for **planar MaxLA**: calculate $M_{\text{pr}}[D(T^r)]$ for all $r \in V$ and keep track of the vertex r that yields the maximum. Based on this idea, we devise a more efficient algorithm that runs in $O(n)$ -time and $O(n)$ -space. Our strategy is not analogous to the solution of $m_{\text{pl}}[D(T)]$ in [23, 2] which can be solved by finding a centroidal vertex c and then calculating $m_{\text{pr}}[D(T^c)]$, and hence $m_{\text{pl}}[D(T)] = m_{\text{pr}}[D(T^c)]$.

The central idea behind Algorithms 4.1 and 4.2 is to calculate the value $M_{\text{pr}}[D(T^v)]$ as a function of $M_{\text{pr}}[D(T^u)]$ in constant time, for a given $v \in \Gamma(u)$. This operation is applied in a breadth-first search

traversal⁴ on the tree, thus calculating $M_{\text{pr}}[D(T^r)]$ for all $r \in V$ in $O(n)$. The relationship between the values $M_{\text{pr}}[D(T^u)]$ and $M_{\text{pr}}[D(T^v)]$ for adjacent vertices u and v is already given in Lemma 4.2. Now we explain how to use the lemma to solve **planar MaxLA**.

Theorem 4.6. *For any n -vertex tree T , Algorithm 4.1 solves **planar MaxLA** in $O(n)$ time, $O(n)$ space.*

Proof. Algorithm 4.1 needs a data structure constructed in Algorithm 4.2 called \mathcal{M} . It is an adjacency list similar to \mathcal{L} and is calculated in $O(n)$ time and $O(n)$ space. Using \mathcal{M} we can apply Equation 2 to evaluate in constant time $M_{\text{pr}}[D(T^v)]$ from $M_{\text{pr}}[D(T^u)]$ for $uv \in E$. We can apply a BFS traversal on the tree starting at a non-leaf vertex (line 3) to find out the vertex which achieves a maximum planar arrangement. \mathcal{M} has one entry for each vertex. For any $u \in V$, $\mathcal{M}[u]$ contains $d(u)$ -many tuples of the form $(v, s_u(v), \sigma_u(v), \sigma_v(u), \varepsilon(u, v))$, where v is the root of the i -th largest immediate subtree of T^u (thus $s_u(v) = |V(T_v^u)|$ and $\sigma_u(v) = i$), and where

$$\varepsilon(u, v) = \sum_{j=1}^{\sigma_u(v)-1} s_u(u, j)$$

denotes the sum of the sizes of the first $\sigma_u(v) - 1$ largest immediate subtrees of T^u . Therefore, the size of \mathcal{M} amounts to a total of $O(n)$ -space. Notice that for every edge uv , the entries $\mathcal{M}[u]$ and $\mathcal{M}[v]$ are related, i.e.,

$$\begin{aligned} \mathcal{M}[u][\sigma_u(v)] &= (v, s_u(v), \sigma_u(v), \sigma_v(u), \varepsilon(u, v)), \\ \mathcal{M}[v][\sigma_v(u)] &= (u, s_v(u), \sigma_v(u), \sigma_u(v), \varepsilon(v, u)), \end{aligned}$$

where the third value in $\mathcal{M}[u][\sigma_u(v)]$ is the same as the fourth value in $\mathcal{M}[v][\sigma_v(u)]$ and the third in $\mathcal{M}[v][\sigma_v(u)]$ is the same as the fourth in $\mathcal{M}[u][\sigma_u(v)]$. \square

5. Conclusions

In this paper we have tackled **projective MaxLA** and **planar MaxLA**. The solution to the former implements a strategy similar to that used in solving **projective minLA**, and solves **projective MaxLA** in $O(n)$ time and space. However, the approach we used in solving **planar MaxLA** is different from the approach used in solving **planar minLA**: we were unable to characterize the vertices in $V_1(T)$, except for caterpillar trees. The bounds to the size of $V_1(T)$ are not sufficiently low to simplify the algorithm presented here.

⁴Other traversals could work, but we believe BFS is the simplest for our purposes.

Algorithm 4.1: Planar MaxLA.

Input: T free tree.

Output: A maximum planar arrangement π .

```
1 Function COMPUTEMAXIMUMPLANARD( $T$ ) is
2    $\mathcal{M} \leftarrow \text{COMPUTE\_}\mathcal{M}(T)$  // Algorithm 4.2
3    $w \leftarrow$  choose a non-leaf vertex
4    $Q \leftarrow \{w\}$  // the queue of the breadth-first search
5    $\text{vis} \leftarrow \{0\}^n$ ;  $\text{vis}[w] \leftarrow 1$  // vertices marked as not visited, except  $w$ 
6    $D \leftarrow \{0\}^n$  // an  $n$ -zero vector
7    $D[w] \leftarrow M_{\text{pr}}[D(T^w)]$  // calculated using Algorithm 3.1
8   while  $|Q| > 0$  do
9      $u \leftarrow \text{front}(Q)$  // the next vertex in the queue
10     $Q = Q \setminus \{u\}$  // remove  $u$  from the queue
11    for  $X \in \mathcal{M}[u]$  do
12      if  $\text{vis}[X.v] \neq 1$  and  $d(X.v) > 1$  then
13        // excluding leaves because they do not belong to  $V_1(T)$ 
14         $D[X.v] \leftarrow M_{\text{pr}}[D(T^{X.v})]$  // Lemma 4.2. Use  $\mathcal{M}[X.v][X.\sigma_v(u)].\varepsilon(v, u)$  and  $D[u]$ 
15         $\text{vis}[X.v] \leftarrow 1$  // Mark vertex  $X.v$  as visited
16         $Q \leftarrow Q \cup \{X.v\}$  // Append  $X.v$  to the queue
17   $s \leftarrow \arg \max_{u \in V} \{D[u]\}$  //  $D[u]$  contains  $M_{\text{pr}}[D(T^u)]$  for all  $u \in V$ 
18  return ARRANGEMAXIMUMPROJECTIVE( $T^s$ ) // Algorithm 3.1.
```

Algorithm 4.2: Calculation of \mathcal{M} .

Input: T free tree.

Output: \mathcal{M} , where $\mathcal{M}[u]$ contains $d(u)$ -many tuples of the form $(v, s_u(v), \sigma_u(v), \sigma_v(u), \varepsilon(u, v))$.

```
1 Function COMPUTE_ $\mathcal{M}(T)$  is
2    $S \leftarrow \text{COMPUTE\_S\_FT}(T)$  // [2, Algorithm 2.1]
3   Sort the tuples  $((u, v), s_u(v))$  in  $S$  non-increasingly by  $s_u(v)$  using counting sort [6]
4    $J \leftarrow \emptyset$  //  $J$  is used to compute the indices  $\sigma_v(u)$  every entry of  $\mathcal{M}[u]$ 
5    $\mathcal{M} \leftarrow \{\emptyset\}^n$  // Firstly, fill  $\mathcal{M}$  partially
6   for  $(u, v, s_u(v)) \in S$  do
7      $k_u \leftarrow |\mathcal{M}[u]| + 1$  // The current size of  $\mathcal{M}[u]$  plus 1
8      $g_u \leftarrow \mathcal{M}[u][k_u].s_u(v)$  // The value  $s_u(v)$  in the last tuple of  $\mathcal{M}[u]$ 
9      $f_u \leftarrow \mathcal{M}[u][k_u].\varepsilon(u, v)$  // The value  $\varepsilon(u, v)$  in the last tuple of  $\mathcal{M}[u]$ 
10    // By construction  $k_u = \sigma_u(v)$ 
11     $\mathcal{M}[u] \leftarrow \mathcal{M}[u] \cup (v, s_u(v), k_u, 0, f_u + g_u)$  // Append at end in  $O(1)$ .
12    // Recall that  $s_v(u) = n - s_u(v)$ 
13     $J \leftarrow J \cup (v, u, n - s_u(v), k_u)$  // Append at end in  $O(1)$ .
14  Sort the tuples  $(u, v, s_u(v), i)$  in  $J$  non-increasingly by  $s_u(v)$  with counting sort [6]
15  // Secondly, fill the missing indices  $\sigma_v(u)$  in the tuples of  $\mathcal{M}[u]$  using  $J$ 
16   $I \leftarrow \{1\}^n$ 
17  for  $(u, v, s_u(v), i) \in J$  do
18     $\mathcal{M}[u][I[u]].\sigma_v(u) \leftarrow i$ 
19     $I[u] \leftarrow I[u] + 1$ 
20  return  $\mathcal{M}$ 
```

Future work should study stronger characterizations of $V_1(T)$ and try to find broad classes of trees for which $|V_1(T)| = O(1)$ (besides caterpillar trees).

Acknowledgements

We thank M. Mora for helpful comments and discussions. LAP is supported by Secretaria d'Universitats i Recerca de la Generalitat de Catalunya and the Social European Fund. JLE is funded by the grant PID2019-109137GB-C22 from MINECO.

References

- [1] Lluís Alemany-Puig, Juan Luis Esteban, and Ramon Ferrer-i-Cancho. The Linear Arrangement Library. A new tool for research on syntactic dependency structures. In *Proceedings of the Second Workshop on Quantitative Syntax (Quasy, SyntaxFest 2021)*, pages 1–16, Sofia, Bulgaria, dec 2021. Association for Computational Linguistics.
- [2] Lluís Alemany-Puig, Juan Luis Esteban, and Ramon Ferrer-i-Cancho. Minimum projective linearizations of trees in linear time. *Information Processing Letters*, 174:106204, 2022.
- [3] Lluís Alemany-Puig and Ramon Ferrer-i-Cancho. Edge crossings in random linear arrangements. *Journal of Statistical Mechanics*, 2020:023403, 2020.
- [4] Frank Bernhart and Paul C. Kainen. The Book Thickness of a Graph. *Journal of Combinatorial Theory, Series B*, 27(3):320–331, 1979.
- [5] Fan R. K. Chung. On optimal linear arrangements of trees. *Computers & Mathematics with Applications*, 10(1):43–60, 1984.
- [6] Thomas H. Cormen, Charles E. Leiserson, Ronald L. Rivest, and Clifford Stein. *Introduction to Algorithms*. The MIT Press, Cambridge, MA, USA, 2nd edition, 2001.
- [7] Matt DeVos and Kathryn Nurse. A Maximum Linear Arrangement Problem on Directed Graphs. *arXiv*, 2018.
- [8] S. Even and Yossi Shiloach. NP-Completeness of several arrangement problems. Technical Report (CS0043), Technion, Israel Institute of Technology, 1975.
- [9] Ramon Ferrer-i-Cancho. Hubiness, length, crossings and their relationships in dependency trees. *Glottometrics*, 25:1–21, 2013.
- [10] Ramon Ferrer-i-Cancho. The placement of the head that minimizes online memory. A complex systems approach. *Language Dynamics and Change*, 5(1):114–137, 2015.
- [11] Ramon Ferrer-i-Cancho, Carlos Gómez-Rodríguez, and Juan Luis Esteban. Bounds of the sum of edge lengths in linear arrangements of trees. *Journal of Statistical Mechanics: Theory and Experiment*, 2021:023403, 2 2021.
- [12] Ramon Ferrer-i-Cancho, Carlos Gómez-Rodríguez, Juan Luis Esteban, and Lluís Alemany-Puig. Optimality of syntactic dependency distances. *Phys. Rev. E*, 105:014308, Jan 2022.
- [13] Jean-Claude Fournier. *Graph theory and applications with exercises and problems*. ISTE Ltd, London, 2009.
- [14] Joseph A. Gallian. Graph Labeling. *The Electronic Journal of Combinatorics*, 1000, 12 2018.
- [15] Michael R. Garey, David Stifler Johnson, and Larry J. Stockmeyer. Some Simplified NP-Complete Graph Problems. *Theoretical Computer Science*, pages 237–267, 1976.
- [16] Daniel Gildea and David Temperley. Optimizing Grammars for Minimum Dependency Length. In *Proceedings of the 45th Annual Meeting of the Association of Computational Linguistics*, pages 184–191, Prague, Czech Republic, 06 2007. Association for Computational Linguistics.
- [17] Mark K. Goldberg and I. A. Klipker. A Minimal Placement of a Tree on the Line. Technical report, Physico-Technical Institute of Low Temperatures. Academy of Sciences of Ukrainian SSR, USSR, 1976. in Russian.
- [18] Kristina Gulordava and Paola Merlo. Multilingual Dependency Parsing Evaluation: a Large-scale Analysis of Word Order Properties using Artificial Data. *Transactions of the Association for Computational Linguistics*, 4:343–356, 2016.
- [19] Frank Harary. *Graph Theory*. Addison-Wesley, Reading, MA, 1969.
- [20] Lawrence H. Harper. Optimal Assignments of Numbers to Vertices. *Journal of the Society for Industrial and Applied Mathematics*, 12(1):131–135, March 1964.
- [21] Lawrence H. Harper. Optimal numberings and isoperimetric problems on graphs. *Journal of Combinatorial Theory*, 1(3):385–393, 1966.

- [22] Refael Hassin and Shlomi Rubinstein. Approximation Algorithms for Maximum Linear Arrangement. In *Scandinavian Workshop on Algorithm Theory - Algorithm Theory - SWAT 2000*, volume 1851, pages 231–236, 2000.
- [23] Robert A. Hochberg and Matthias F. Stallmann. Optimal one-page tree embeddings in linear time. *Information Processing Letters*, 87(2):59–66, 2003.
- [24] Mikhail Anatolievich Iordanskii. Minimal numberings of the vertices of trees — Approximate approach. In Lothar Budach, Rais Gatič Bukharajev, and Oleg Borisovič Lupanov, editors, *Fundamentals of Computation Theory*, pages 214–217, Berlin, Heidelberg, 1987. Springer Berlin Heidelberg.
- [25] Sylvain Kahane, Chunxiao Yan, and Marie-Amélie Botalla. What are the limitations on the flux of syntactic dependencies? Evidence from UD treebanks. In *Proceedings of the Fourth International Conference on Dependency Linguistics*, pages 73–82, 9 2017.
- [26] Marco Kuhlmann and Joakim Nivre. Mildly Non-Projective Dependency Structures. In *Proceedings of the COLING/ACL 2006 Main Conference Poster Sessions*, COLING-ACL '06, pages 507–514, 07 2006.
- [27] Igor Mel'čuk. *Dependency Syntax: Theory and Practice*. State University of New York Press, Albany, NY, USA, 1988.
- [28] Alexander Rosa. On certain valuations of the vertices of a graph. *Journal of Graph Theory*, pages 349–355, 01 1967.
- [29] Yossi Shiloach. A Minimum Linear Arrangement Algorithm for Undirected Trees. *SIAM Journal on Computing*, 8(1):15–32, 1979.
- [30] Arie Tamir. Obnoxious Facility Location on Graphs. *SIAM Journal on Discrete Mathematics*, 4(4):550–567, November 1991.
- [31] Harry J. Tily. *The role of processing complexity in word order variation and change*. PhD thesis, Stanford University, August 2010. Chapter 3: Dependency lengths.