

Minimum information dependence modeling

Tomonari Sei¹ and Keisuke Yano²

¹The University of Tokyo, 7-3-1 Hongo, Bunkyo-ku, Tokyo, 113-8656, Japan Country, e-mail: sei@mist.i.u-tokyo.ac.jp

²The Institute of Statistical Mathematics, 10-3 Midori cho, Tachikawa City, Tokyo, 190-8562, Japan, e-mail: yano@ism.ac.jp

Abstract: We propose a method of constructing a joint statistical model for mixed-domain data to analyze their dependence. Multivariate Gaussian and log-linear models are particular examples of the proposed model. It is shown that the functional equation defining the model has a unique solution under fairly weak conditions. The model is characterized by two orthogonal sets of parameters: the dependence parameter and the marginal parameter. To estimate the dependence parameter, a conditional inference together with a sampling procedure is established and is shown to provide a consistent estimator of the dependence parameter. Illustrative examples of data analyses involving penguins and earthquakes are presented.

Keywords and phrases: Conditional inference, Copula, Earthquake data, Graphical model, Mixed-domain, Monte Carlo method.

1. Introduction

In multivariate analysis, there are a lot of statistical models describing dependence such as copula models, regression models, log-linear models and Gaussian graphical models. Such models are quite powerful and frequently used in applications. However, these approaches depend to varying degrees on the characteristics of the data domain. For example, in copula modeling, the variables are assumed to be real-valued and transformed into $[0, 1]$ by monotone transformation. In generalized linear models, the domains of explanatory variables are arbitrary via quantification, but the conditional density of the response variable has to be specified as Gaussian or Poisson, for example. A log-linear model assumes the domain to be discrete.

In this paper, we propose a method of constructing dependence models without using domain characteristics. The joint density function that we suppose takes the form

$$p(x_1, x_2; \theta) = e^{\theta^\top h(x_1, x_2)} A_1(x_1; \theta) A_2(x_2; \theta) \quad (1)$$

in bivariate cases, and is defined similarly in multivariate cases. Here, the domains of x_1 and x_2 are arbitrary as long as they have base measures. The function $h(x_1, x_2)$ represents the dependence of the variables. The functions A_1 and A_2 are determined by the marginal distributions of x_1 and x_2 . It is proved that a density function satisfying the marginal constraints exists and is unique for every value of the parameter θ under fairly weak conditions (Theorem 1). This makes the model quite flexible since the parametric or nonparametric forms of the marginal distributions can be separately designed. We will call A_1 and A_2 the normalizing functions. See Section 2 for a precise definition.

We reveal the usefulness of our model by enumerating various examples. In particular, models for continuous, discrete, and any other type of variables can be jointly designed up to the same cost as homogeneous data. There has been a similar attempt to construct a mixed-variable model based on univariate conditional exponential families (Yang et al. (2015)), which, however, does not avoid the restriction on the parameter space of joint exponential families. The conditional Gaussian families for mixed data discussed in Lauritzen (1996) and Whittaker (1990) are tractable but restrictive.

The normalizing functions in the proposed model (1) cannot be written in a closed form except for limited cases. This means a naive likelihood analysis is hopeless. However, we can perform conditional inference (e.g., Cox and Hinkley (1974); Reid (1995)) given the marginal empirical distribution, as described in Section 3. It is shown that the conditional likelihood has almost the same information as the full likelihood and is not affected by nuisance parameters that characterize the marginal distribution (Theorem 2). These aspects are similar to Fisher's exact test for contingency tables (e.g., Choi, Blume and Dupont (2015); Little (1989)), which fixes marginal frequencies for testing of independence. Given the marginal empirical

distribution, the problem of estimation reduces to that of an exponential family on a set of permutations. See [Mukherjee \(2016\)](#) for properties of exponential families on permutations.

A closed form for the conditional likelihood remains unknown. To deal with this, we propose a sampling method for the conditional distribution in a Markov chain Monte Carlo (MCMC) manner (Subsection 3.3) that makes the conditional inference tractable. The sampling method is quite simple: swap some attributes of two observations with an acceptance probability having a closed form. The conditional maximum likelihood estimator is computed by the sampler in line with [Geyer and Thompson \(1992\)](#).

The idea behind our method is the minimum information copula model (e.g., [Bedford, Daneshkhah and Wilson \(2016\)](#); [Bedford and Wilson \(2014\)](#); [Meeuwissen and Bedford \(1997\)](#); [Piantadosi, Howlett and Borwein \(2012\)](#)), in which the joint density function of real-valued data is determined by fixed marginals and the expectations of some statistics. In a related study, [Geenens \(2020\)](#) constructed a bivariate discrete model written as $p(x_1, x_2) = c(x_1, x_2)A_1(x_1)A_2(x_2)$, where the marginal distributions of $c(x_1, x_2)$ are discrete uniform distributions. An advantage of this construction is that various continuous copula models are incorporated because $c(x_1, x_2)$ is written as a second difference of a continuous copula.

The paper is organized as follows. In Section 2, we define our model together with practical examples and establish an existence and uniqueness theorem (Theorem 1). In Section 3, we develop a conditional inference approach for the dependence parameter and prove its validity under mild conditions (Theorem 2). In Section 4 and Section 5, we apply the model to synthetic and real data examples, respectively. In Supplementary material A, we provide more examples of our model. In Supplementary material B, we summarize useful properties of the model, including information geometry (e.g., [Amari and Nagaoka \(2000\)](#); [Csiszár \(1975\)](#)), and relationship to the optimal transport and Schrödinger problems (e.g., [Haasler et al. \(2021\)](#); [Leonard \(2012\)](#); [Peyré and Cuturi \(2019\)](#)). Supplementary materials C and D are proof of the results and future directions, respectively.

2. Minimum information dependence model

In this section, we introduce the minimum information dependence model with its existence guarantee and present several examples.

2.1. Definition

Let $(\mathcal{X}_i, \mathcal{F}(\mathcal{X}_i), dx_i)$ for $i = 1, \dots, d$ be measure spaces and denote their product space by $\mathcal{X} = \prod_{i=1}^d \mathcal{X}_i$ and $dx = \prod_{i=1}^d dx_i$. For index i , use the notation $-i$ to indicate the removal of the i -th coordinate, e.g., $x_{-i} = (x_j)_{j \neq i}$, $\mathcal{X}_{-i} = \prod_{j \neq i} \mathcal{X}_j$, and $dx_{-i} = \prod_{j \neq i} dx_j$.

Let $r_1(x_1; \nu), \dots, r_d(x_d; \nu)$ be statistical models of marginal densities on $\mathcal{X}_1, \dots, \mathcal{X}_d$, respectively, where ν denotes parameters characterizing the marginal densities. We can assign, if necessary, independent parameters to each r_i as $r_i(x_i; \nu_i)$ by setting $\nu = (\nu_1, \dots, \nu_d)$. It is also possible to deal with infinite-dimensional parameters.

We consider a class of probability density functions

$$p(x; \theta, \nu) = \exp \left(\theta^\top h(x) - \sum_{i=1}^d a_i(x_i; \theta, \nu) - \psi(\theta, \nu) \right) \prod_{i=1}^d r_i(x_i; \nu), \quad (2)$$

where $\theta \in \mathbb{R}^K$ is a K -dimensional parameter representing the dependence, and $h : \mathcal{X} \rightarrow \mathbb{R}^K$ is a given function. The functions $a_i(x_i; \theta, \nu)$ and $\psi(\theta, \nu)$ are simultaneously determined by constraints

$$\int p(x; \theta, \nu) dx_{-i} = r_i(x_i; \nu), \quad i = 1, \dots, d, \text{ and} \quad (3)$$

$$\int \sum_{i=1}^d a_i(x_i; \theta, \nu) p(x; \theta, \nu) dx = 0. \quad (4)$$

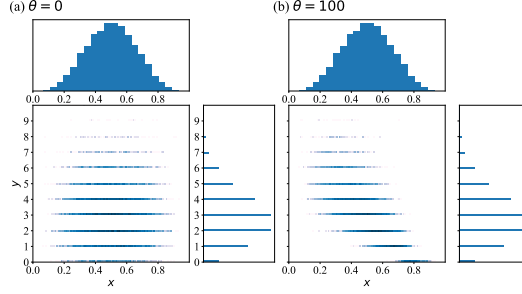


FIG 1. Two-dimensional histograms of 10000 samples from the minimum information dependence model with the Beta Beta(10, 10) and Poisson Po(3) marginals. The canonical statistic $h(x, y)$ is given by $h(x, y) = x/(y + 1)$. The joint histogram and marginal histograms are plotted. (a) Joint histogram with $\theta = 0$. (b) Joint histogram with $\theta = 100$.

The equation (3), which specifies the marginal distributions, is essential in our modeling. The equation (4) is just assumed for identifiability of $\psi(\theta, \nu)$. As we shall see, the functions $\sum_{i=1}^d a_i(x_i; \theta, \nu)$ and $\psi(\theta, \nu)$ are unique if they exist. If each term of (4) is integrable, the equation (4) is equivalent to the equation $\sum_{i=1}^d \int a_i(x_i; \theta, \nu) r_i(x_i; \nu) dx_i = 0$ that does not involve $p(x; \theta, \nu)$, under the marginal condition (3). Note that the density (2) is reduced to the independent model $\prod_{i=1}^d r_i(x_i; \nu)$ if $\theta = 0$.

Definition 1. A statistical model (2) together with the constraints (3) and (4) is called a minimum information dependence model. The parameter θ is called the canonical parameter, ν is the marginal parameter, $h(x)$ comprises the canonical statistics, $a_i(x_i; \theta, \nu)$ s are the normalizing functions and $\psi(\theta, \nu)$ is the potential function.

The canonical statistics are not sufficient statistics for θ in the full likelihood because the normalizing function contains θ and x , but are sufficient statistics in the conditional likelihood; see Section 3. On the other hand, the potential function $\psi(\theta, \nu)$ is shown to be convex with respect to θ ; see Supplementary material B.1 for details.

Throughout the paper, we assume that the canonical statistics $h_k(x)$, $k = 1, \dots, K$, are linearly independent modulo additive functions. More precisely, if

$$\theta^\top h(x) + \sum_i A_i(x_i) = 0 \text{ for some } \theta \text{ and } A_i,$$

then we have $\theta = 0$.

Our model is a generalization of the minimum information copula models proposed by Bedford and Wilson (2014), particular cases of which appear in Meeuwissen and Bedford (1997) and Piantadosi, Howlett and Borwein (2012). In the copula models, the space \mathcal{X}_i is the interval $[0, 1] \subset \mathbb{R}$ and the marginal density functions $r_i(x_i)$ are assumed to be the uniform density on $[0, 1]$. The model is derived from the maximum entropy principle (Jaynes (1957)), or equivalently, from the minimum information principle, which is the origin of the name. We discuss a similar property for our model in Supplementary material B.1. Copula models are, in general, intended to be used together with the probability integral transform that makes the variables have uniform marginal distributions. In contrast, we specify the marginal model without transforming the variables, which allows arbitrary \mathcal{X}_i rather than \mathbb{R} . Figure 1 displays an example of two-dimensional histograms of samples from the minimum information dependence model for mixed variables (discrete and $[0, 1]$) with negative correlation. This example shows that the minimum information dependence model easily expresses the dependence between variables in arbitrary product spaces. Also, the minimum information dependence model naturally contains the existing dependence models for specific sample spaces (Amari (2001); Holland and Wang (1987); Jansen (1997); Jones, Pewsey and Kato (2015)). Several examples highlighting the connection between the minimum information dependence model and the existing models are presented in Subsections 2.2 and 2.4, and Supplementary material A.

2.2. An illustrative example

We give an elementary example for illustrative purpose. More practical examples are provided in Subsection 2.4. Supplementary material A presents further examples related to the total positivity (e.g., Holland and Wang (1987); Kurowicka and van Horssen (2015)) and circulas (Jones, Pewsey and Kato (2015)).

Example 1 (Gaussian model; Jansen (1997)). *The bivariate normal distribution is a minimum information dependence model. This fact was pointed out by Jansen (1997) in an argument of copula theory. Suppose that the mean vector is zero for simplicity. If the variance and correlation parameters are denoted as σ_1^2, σ_2^2 and ρ , respectively, then the density is*

$$p(x_1, x_2; \sigma_1, \sigma_2, \rho) = e^{\theta x_1 x_2 - a_1(x_1; \theta, \nu) - a_2(x_2; \theta, \nu) - \psi(\theta, \nu)} \phi(x_1; \sigma_1^2) \phi(x_2; \sigma_2^2),$$

where $\theta = (\sigma_1 \sigma_2)^{-1} \rho (1 - \rho^2)^{-1}$ is the canonical parameter, $x_1 x_2$ is the canonical statistic, $\nu = (\sigma_1^2, \sigma_2^2)$ is the marginal parameter and $\phi(x_i; \sigma_i^2)$ denotes the univariate normal density. The normalizing functions and the potential function are

$$a_i(x_i; \theta, \nu) = \left(\frac{1}{2(1 - \rho^2)} - \frac{1}{2} \right) \left(\left(\frac{x_i}{\sigma_i} \right)^2 - 1 \right), \quad i = 1, 2,$$

$$\psi(\theta, \nu) = \frac{1}{2} \log(1 - \rho^2) + \frac{1}{1 - \rho^2} - 1,$$

respectively, where $\rho = \rho(\theta, \nu)$ is the unique solution of $\theta = (\sigma_1 \sigma_2)^{-1} \rho (1 - \rho^2)^{-1}$. More explicitly, $\rho = \rho(\theta, \nu) = 2\theta \sigma_1 \sigma_2 / \{1 + (1 + 4\theta^2 \sigma_1^2 \sigma_2^2)^{1/2}\}$. The canonical parameter θ ranges over \mathbb{R} whereas ρ ranges over $(-1, 1)$. The one-to-one relationship between ρ and θ for a given ν is a consequence of a more general result (see Supplementary material B.1). We will show that higher-dimensional Gaussian models also have a similar structure in Subsection 2.4.

In this example, the normalizing functions and potential functions are explicitly represented. However, such cases are exceptional. To generate a rich class of distributions, we establish an existence and uniqueness theorem for the functions in the following subsection.

2.3. Existence and uniqueness

We find tractable conditions for existence and uniqueness of the normalizing functions and potential function. Fix θ and ν and drop the dependence on these parameters in this subsection. Then, the inner product $\theta^\top h(x)$ is replaced with a scalar function $H(x) = \theta^\top h(x)$. The marginal parameter ν is also abbreviated as $r_i(x_i)$.

Denote the product density of $r_i(x_i)$ by $p_0(x) = \prod_{i=1}^d r_i(x_i)$ that corresponds to the density function for $H = 0$. Denote the set of integrable functions with respect to a measure μ by $L_1(\mu)$.

Definition 2. *We say that a function $H \in L_1(p_0(x)dx)$ is feasible if there exist measurable functions $\{a_i(x_i) : i = 1, \dots, d\}$ and a real number $\psi \in \mathbb{R}$ such that the function $p(x) = e^{H(x) - \sum_{i=1}^d a_i(x_i) - \psi} p_0(x)$ satisfies $\int p(x) dx = 1$ and $\int a_i(x_i) p(x) dx = 0$ for each $i = 1, \dots, d$. We say that H is strongly feasible if H is feasible and each a_i belongs to $L_1(r_i(x_i)dx_i)$.*

The only difference between feasibility and strong feasibility is the integrability of $a_i(x_i)$. Strong feasibility is convenient for theoretical discussion whereas feasibility is sufficient for modeling and inference.

Our first main result is stated as follows. The proof, which is based on the results of Borwein, Lewis and Nussbaum (1994), is given in Supplementary material C.1.

Theorem 1. *A function $H \in L_1(p_0(x)dx)$ is feasible if there exist $\{b_i \in L_1(r_i(x_i)dx_i) : i = 1, \dots, d\}$ such that*

$$\int e^{H(x) - \sum_{i=1}^d b_i(x_i)} p_0(x) dx < \infty. \quad (5)$$

Furthermore, if H is feasible, then $\sum_{i=1}^d a_i(x_i)$ and ψ are unique.

It is usually easy to find integrable functions b_i s satisfying the inequality (5); we provide concrete examples in Subsection 2.4.

Definition 3. We say that a function $H \in L_1(p_0(x)dx)$ is moderately feasible if H satisfies the sufficient condition in Theorem 1.

Strong feasibility implies moderate feasibility by Definition 3, and moderate feasibility implies feasibility by Theorem 1. Conversely, if H is feasible and the normalizing functions are integrable, then H is strongly feasible.

For moderate feasibility, we obtain a couple of corollaries. First, by applying Hölder's inequality to the integral in (5), we immediately obtain the following corollary.

Corollary 1. The set of moderately feasible functions is convex.

Second, we provide the following useful criterion for graphical modeling beyond 2-dimensional interaction; see also Example 3 in Subsection 2.4.

Corollary 2. Suppose that for each $i = 1, \dots, d$, $\mathcal{X}_i = \mathbb{R}$ and the marginal density function r_i has finite moments of any order. Then, any polynomial function $H(x)$ is moderately feasible.

Proof. Since the set of moderately feasible functions is convex, it is enough to prove that a monomial $H(x) = cx_1^{\alpha_1} \cdots x_d^{\alpha_d}$ is moderately feasible, where the α_i 's are non-negative integers and c is a real number. By the arithmetic-geometric mean inequality, we deduce that $\int e^{H(x) - |c|(|x_1|^{\alpha_1 d} + \cdots + |x_d|^{\alpha_d d})/d} p_0(x) dx \leq \int p_0(x) dx < \infty$. Since $|x_i|^{\alpha_i d}$ is integrable with respect to $r_i(x_i)dx_i$ by assumption, H is moderately feasible. \square

Finally, we provide a criterion of moderate feasibility for metric spaces.

Corollary 3. Suppose that for each $i = 1, \dots, d$, (\mathcal{X}_i, d_i) is a metric space and there exists $x_i^0 \in \mathcal{X}_i$ for which $d_i(x_i, x_i^0) \in L_1(r_i(x_i)dx_i)$. Then, any Lipschitz function $H(x)$ with respect to $d_{(p)}(x, y) := \|(d_i(x_i, y_i))_{i=1, \dots, d}\|_p$ for some $p \in [1, \infty]$ is moderately feasible, where $\|\cdot\|_p$ is the p -norm.

Proof. From the Lipschitz continuity of $H(x)$, we have

$$H(x) \leq H(x^0) + L d_{(p)}(x, x^0) \leq H(x^0) + L \sum_{i=1}^d d_i(x_i, x_i^0),$$

which implies

$$\int e^{H(x) - H(x^0) - L \sum_{i=1}^d d_i(x_i, x_i^0)} p_0(x) dx \leq \int p_0(x) dx < \infty.$$

By the integrability assumption on $d_i(x_i, x_i^0)$, we obtain the conclusion. \square

2.4. Practical examples

We provide various examples of the minimum information dependence model by applying Theorem 1. Denote the canonical part of the model by $H_\theta(x) = \theta^\top h(x)$.

Example 2 (Gaussian). For each $i = 1, \dots, d$, let $r_i(x_i; \nu)$ be the Gaussian density $\phi(x_i; \mu_i, \sigma_i^2)$, where $\nu = (\mu_1, \dots, \mu_d, \sigma_1, \dots, \sigma_d)$. Then, a quadratic function $H_\theta(x) = \sum_{i < j} \theta_{ij} x_i x_j$ is feasible for any real vector $\theta = (\theta_{ij}) \in \mathbb{R}^{d(d-1)/2}$ because the condition of Corollary 2 is satisfied. The obtained model $p_\theta(x)$ is simply the multivariate normal density. Indeed, there exists a unique positive definite matrix $\Sigma = (\sigma_{ij})$ such that $\sigma_{ii} = \sigma_i^2$ and $(\Sigma^{-1})_{ij} = \theta_{ij}$ (Dempster (1972)). We also point out that the covariance selection model (Gaussian graphical model) is specified by the set of edges (i, j) such that $\theta_{ij} = 0$. See Lauritzen (1996) and Whittaker (1990) for details of the covariance selection model.

The following example deals with third-order interaction. We emphasize that it is not easy to construct such a model if we use exponential families.

TABLE 1
Ranges of the Pearson correlation coefficient for the Poisson marginal model. Parameter ν_1 is set to 1.

	0.25	0.5	ν_2 1	2	4
upper bound	0.82	0.87	0.99	0.94	0.93
lower bound	-0.50	-0.67	-0.74	-0.81	-0.87

Example 3 (3-dimensional interaction). Let $d = 3$ and r_i be the standard normal density for $i = 1, 2, 3$ and define $H_\theta(x_1, x_2, x_3) = \theta x_1 x_2 x_3$, where θ is a real parameter. The function is feasible by Corollary 2. The obtained distribution can describe Simpson’s paradox for continuous variables, that is, the conditional correlation coefficient between the first and second variables given the third variable depends on the value of the third variable. The Gaussian distributions do not have this property. As $\theta \rightarrow \infty$, the distribution tends to a distribution supported on $\{x \in \mathbb{R}^3 \mid |x_1| = |x_2| = |x_3|, x_1 x_2 x_3 \geq 0\}$ that is the optimal coupling between the three marginal distributions. We can see this convergence in more detail through the relationship with the entropic optimal transport problem discussed in Supplementary material B.3.

Example 4 (count data). Suppose that (\mathcal{X}_i, dx_i) for $i = 1, 2$ is the set of non-negative integers with the counting measure. For each i , let $r_i(x_i; \nu_i) = (\nu_i^{x_i} / x_i!) e^{-\nu_i}$ be the Poisson distribution with mean $\nu_i > 0$ and define $H_\theta(x_1, x_2) = \theta x_1 x_2$ for $\theta \in \mathbb{R}$. Then we can see that H_θ is feasible for any $\theta \in \mathbb{R}$ from Corollary 2. The parameter θ controls the correlation between the two variables. The range of the Pearson correlation coefficient is a proper subset of $(-1, 1)$ that depends on $\nu = (\nu_1, \nu_2)$. Table 1 shows numerical evaluation of the lower and upper bounds of the correlation coefficient for several values of ν_2 with ν_1 set to 1, where the Sinkhorn–Knopp algorithm (Sinkhorn and Knopp (1967)) is applied for this evaluation; see Supplementary material B.3 for details of the computation. Geenens (2020) discusses another construction of bivariate distributions with Poisson marginals and a negative association.

Example 5 (mixed variables). In our model, the domains $\mathcal{X}_1, \dots, \mathcal{X}_d$ are not necessarily identical. Suppose that $d = 2$, $\mathcal{X}_1 = \mathbb{R}$ and $\mathcal{X}_2 = \{0, 1\}$ for simplicity. (The argument is easily generalized to other domains and higher-dimensional cases.) Then, the minimum information dependence model is $p(x_1, x_2; \theta, \nu) = \exp(\theta^\top h(x_1, x_2) - \tilde{a}_1(x_1; \theta, \nu) - \tilde{a}_2(x_2; \theta, \nu) - \psi(\theta, \nu))$, where $\tilde{a}_i(x_i; \theta, \nu) = a_i(x_i; \theta, \nu) - \log r_i(x_i; \nu)$. The interaction between the continuous and discrete variables is described by the canonical statistic $h(x_1, x_2)$.

The model is interpreted as regression models in two ways as follows. First, let x_1 be the explanatory variable and x_2 be the response variable. The conditional density of $x_2 = 1$ given x_1 is written as

$$p(x_2 = 1 | x_1; \theta, \nu) = \frac{1}{1 + \exp(-\theta^\top u(x_1) - \alpha(\theta, \nu))},$$

where $u(x_1) = h(x_1, 1) - h(x_1, 0)$ and $\alpha(\theta, \nu) = -\tilde{a}_2(1; \theta, \nu) + \tilde{a}_2(0; \theta, \nu)$. This is the logistic regression model, except that the intercept term $\alpha(\theta, \nu)$ depends on the other regression coefficient θ . Since ν is a nuisance parameter, we can treat $\alpha(\theta, \nu)$ as a nuisance parameter. More precisely, it is shown that there is a one-to-one correspondence between $\alpha(\theta, \nu)$ and $r_2(1; \nu)$, given θ , by Theorem 1. Thus, the proposed model is equivalent to the logistic model in this sense, and the difference is which of α and r_2 is specified first.

Next, let x_1 be the response variable and x_2 be the explanatory variable. The conditional density of x_1 given x_2 is

$$p(x_1 | x_2; \theta, \nu) = \exp(\theta^\top h(x_1, x_2) - \tilde{a}_1(x_1; \theta, \nu) - \psi_2(\theta, \nu | x_2)),$$

where $\psi_2(\theta, \nu | x_2)$ is the normalizing constant that makes $\int p(x_1 | x_2) dx_1 = 1$. This is just a generalized linear model except that the baseline term $-\tilde{a}_1(x_1; \theta, \nu)$ depends on the other regression coefficient θ . The baseline term has a one-to-one correspondence with the marginal density $r_1(x_1; \nu)$ for a given θ , from Theorem 1.

An important consequence here is that the two regression models of opposite direction are derived from a common joint density function. This is in contrast to the traditional regression approach for mixed variables (e.g., Chapter 6 of Lauritzen (1996) and Chapter 11 of Whittaker (1990)). Although a mixed-variable model based on univariate conditional exponential families has been proposed in the literature (Yang et al. (2015)), the construction does not avoid the restriction on the parameter space due to the normalizing constant. The difficulty comes from the baseline term. In our strategy, the marginal densities are specified a priori instead of the baseline.

Remark 1 (Choice of h). *The choice of canonical statistics h is one of important issues for practitioners. This section and Appendix A give several examples of h . The standard choice of h has the form $h(x) = \prod_{i=1}^d h_i(x_i)$ with $h_i : \mathcal{X}_i \rightarrow \mathbb{R}$. There are several ways to choose h_i : The first is to use polynomial functions in a suitable sense. The second is to use monotone functions in a suitable sense. The third is to employ known embedding functions; for example, see Subsection 5.2. In any case, the conditional inference in Section 3 is applicable, and the selection of h using the conditional likelihood is possible.*

3. Inference

In this section, we provide an estimation scheme for θ using the conditional likelihood as well as the sampling algorithm for the minimum information dependence model. We also show the consistency of the proposed estimator (Theorem 2 and Corollary 4).

3.1. Decomposition of the likelihood

Suppose that $x(1), \dots, x(n)$ are independent and identically distributed (i.i.d.) according to the minimum information dependence model (2). Denote the components of $x(t)$ as $x(t) = (x_i(t))_{i=1}^d$.

We decompose the likelihood function into a marginal part and a dependent part using an order and a rank. By the well-ordering principle, we can define a total order \leq_i on \mathcal{X}_i for each $i = 1, \dots, d$. Using the ordering is convenient for the following description and the choice does not affect the inference. We denote the symmetric group of degree n by \mathbb{S}_n .

For each $i = 1, \dots, d$, define the set of i -th marginal values by

$$M_i(1) \leq_i \dots \leq_i M_i(n), \quad (6)$$

where for each i , $M_i = (M_i(1), \dots, M_i(n))$ are the n observations $(x_i(t))_{t=1}^n$ sorted by the predetermined order \leq_i . We call it the *marginal order statistic*. Define the *rank statistic* by a permutation $\pi_i = (\pi_i(t))_{t=1}^n \in \mathbb{S}_n$ such that $x_i(t) = M_i(\pi_i(t))$. If there are ties of observations, we choose π with equal probability over the set of permutations giving the same observations. Denote the vector of all statistics as $M = (M_1, \dots, M_d) \in \prod_{i=1}^d \mathcal{X}_i^n$ and $\pi = (\pi_1, \dots, \pi_d) \in \mathbb{S}_n^d$. For each $t = 1, \dots, n$, the t -th observation $x(t)$ is recovered from M and π , and is written as

$$x(t) = (M \circ \pi)(t) = (M_i(\pi_i(t)))_{i=1}^d.$$

Example 6. *For illustrative purposes, consider discrete spaces $\mathcal{X}_1 = \{\mathbf{a}, \mathbf{b}, \mathbf{c}\}$ and $\mathcal{X}_2 = \{1, 2\}$ equipped with the alphabetical and numeric orders, respectively. Suppose that we have the 4 observations $x(1) = (\mathbf{c}, 2)$, $x(2) = (\mathbf{c}, 1)$, $x(3) = (\mathbf{b}, 2)$, $x(4) = (\mathbf{a}, 1)$. Then, the marginal order statistics are $M_1 = (\mathbf{a}, \mathbf{b}, \mathbf{c}, \mathbf{c})$ and $M_2 = (1, 1, 2, 2)$. The rank statistic π_1 is an element of $\{(3, 4, 2, 1), (4, 3, 2, 1)\}$ with equal probability $1/2$. Suppose that we choose $\pi_1 = (3, 4, 2, 1)$. Similarly, choose $\pi_2 = (3, 1, 4, 2)$ from four possible permutations. Then, the observations are recovered from M and π as*

$$\begin{aligned} (M \circ \pi)(1) &= (M_1(\pi_1(1)), M_2(\pi_2(1))) = (M_1(3), M_2(3)) = (\mathbf{c}, 2), \\ (M \circ \pi)(2) &= (M_1(\pi_1(2)), M_2(\pi_2(2))) = (M_1(4), M_2(1)) = (\mathbf{c}, 1), \\ (M \circ \pi)(3) &= (M_1(\pi_1(3)), M_2(\pi_2(3))) = (M_1(2), M_2(4)) = (\mathbf{b}, 2), \\ (M \circ \pi)(4) &= (M_1(\pi_1(4)), M_2(\pi_2(4))) = (M_1(1), M_2(2)) = (\mathbf{a}, 1). \end{aligned}$$

Remark 2 (Observational order). *In the example, we used alphabetical and numeric orders to specify M_1 and M_2 , respectively. Any order is allowed whenever it is predetermined. In practice, we can use the “observational order” $M_i(t) = x_i(t)$ as if they are predetermined. The observational order makes implementation easier since it does not require sorting.*

The following lemma implies that the full likelihood is decomposed as the product of the conditional likelihood independent of the marginal parameter ν and the marginal likelihood.

Lemma 1. *The likelihood function is decomposed as*

$$L(M, \pi; \theta, \nu) := \prod_{t=1}^n p((M \circ \pi)(t); \theta, \nu) = f(\pi | M; \theta) g(M; \theta, \nu),$$

where

$$f(\pi | M; \theta) = \frac{e^{\sum_{t=1}^n \theta^\top h((M \circ \pi)(t))}}{\sum_{\tilde{\pi} \in \mathbb{S}_n^d} e^{\sum_{t=1}^n \theta^\top h((M \circ \tilde{\pi})(t))}} \quad \text{and} \quad g(M; \theta, \nu) = \sum_{\tilde{\pi} \in \mathbb{S}_n^d} L(M, \tilde{\pi}; \theta, \nu).$$

Proof. It is sufficient to show that the conditional distribution of π is

$$\frac{L(M, \pi; \theta, \nu)}{\sum_{\tilde{\pi} \in \mathbb{S}_n^d} L(M, \tilde{\pi}; \theta, \nu)} = \frac{e^{\sum_{t=1}^n \theta^\top h((M \circ \pi)(t))}}{\sum_{\tilde{\pi} \in \mathbb{S}_n^d} e^{\sum_{t=1}^n \theta^\top h((M \circ \tilde{\pi})(t))}}.$$

Indeed, the normalizing-function part of $\log L(M, \pi; \theta, \nu)$ is

$$\sum_{j=1}^d \sum_{t=1}^n a_j(M_j(\pi_j(t)); \theta, \nu) = \sum_{j=1}^d \sum_{t=1}^n a_j(M_j(t); \theta, \nu)$$

and does not depend on π , which completes the proof. \square

3.2. Conditional maximum likelihood estimation

We propose estimating θ by maximizing the conditional likelihood and show that this yields a consistent estimator.

We first point out that the conditional likelihood contains almost all the information about the dependence parameter θ and it is reasonable to use the conditional likelihood for statistical inference of θ . In other words, the marginal order statistics M play the role of an ancillary statistic about θ . To show this, we use the following assumptions.

Assumption 1. *The following hold:*

- (1) Let $(\mathcal{X}_i, d_i, dx_i)$ for $i = 1, \dots, d$ be metric measure spaces. There exist $\kappa > 0$ and $\alpha \geq 0$ such that for each $i = 1, \dots, d$, the ε -covering number $\mathcal{N}(\mathcal{X}_i, d_i, \varepsilon)$ is bounded as $\mathcal{N}(\mathcal{X}_i, d_i, \varepsilon) \leq \kappa \varepsilon^{-\alpha}$ for sufficiently small $\varepsilon > 0$.
- (2) The parameter space Θ of canonical parameter θ is bounded.
- (3) The canonical statistic $h(x)$ is Lipschitz continuous with respect to x with Lipschitz constant L_h , where \mathcal{X} is endowed with the 2 product metric $d_{\mathcal{X}}(x, y) := (\sum_{i=1}^d d_i(x_i, y_i))^{1/2}$.

Assumption 1 (1) states that each \mathcal{X}_i is a totally bounded space with a finite upper Minkowski–Bouligand dimension (e.g., [Falconer \(2014\)](#)), and is quite general. Assumption 1 (2) is a usual assumption. Assumption 1 (3) ensures the existence of $p(x; \theta, \nu)$ by Corollary 3 and that of an approximator of $p(x; \theta, \nu)$.

Then, we obtain the following theorem.

Theorem 2. *Let θ_0 be the true canonical parameter in the parameter space Θ of θ , and let ν_0 be the true marginal parameter in the parameter space \mathcal{N} of ν . Suppose that $x(1), \dots, x(n)$ are i.i.d. according to $p(x; \theta_0, \nu_0)$.*

- (1) Under Assumption 1, there exists a positive constant C not depending on n such that we have

$$\mathbb{E} \left[\sup_{\theta \in \Theta} \frac{1}{n} \left| \log \frac{\prod_{t=1}^n p(x(t); \theta_0, \nu_0)}{\prod_{t=1}^n p(x(t); \theta, \nu_0)} - \log \frac{f(\pi | M; \theta_0)}{f(\pi | M; \theta)} \right| \right] \leq C \varepsilon_n, \quad (7)$$

where

$$\varepsilon_n := \max \left\{ n^{-\frac{(d-1)\alpha+1}{2(d\alpha+1)}} (\log n)^{-\frac{\alpha}{2(d\alpha+1)}}, n^{-\frac{1}{d\alpha+1}} (\log n)^{\frac{1}{d\alpha+1}} \right\}.$$

- (2) In addition, under Assumption 1 and under the additional assumption that for $i = 1, \dots, d$, the marginal density $r_i(x_i; \nu)$ is log-Lipschitz continuous with Lipschitz constant $L_{r_i, \nu}$. where $\sup_{\nu \in \mathcal{N}} L_{r_i, \nu} < \infty$, there exists a positive constant C not depending on n such that for any subset $\mathcal{S} \subset \mathcal{N}$ containing ν_0 , we have

$$\mathbb{E} \left[\sup_{\theta \in \Theta, \nu \in \mathcal{S}} \frac{1}{n} \left| \log \frac{\prod_{t=1}^n p(x(t); \theta_0, \nu_0)}{\prod_{t=1}^n p(x(t); \theta, \nu)} - \log \frac{f(\pi | M; \theta_0)}{f(\pi | M; \theta)} \right| \right] \leq C \left\{ \sup_{\nu \in \mathcal{S}} \tilde{D}(\nu_0, \nu) + \varepsilon_n \right\}, \quad (8)$$

where $\tilde{D}(\nu_0, \nu) := \sum_{i=1}^d \{\|r_i(\cdot; \nu_0) - r_i(\cdot; \nu)\|_1 + D(r_i(\cdot; \nu_0), r_i(\cdot; \nu))\}$ with $D(\cdot, \cdot)$ the Kullback-Leibler divergence.

The proof of the theorem is given in Supplementary material C.2. The main ingredients of the proof are the approximation using ε -net, the Stirling approximation (e.g., Robbins (1955)), the ℓ_1 and the Kullback-Leibler deviation inequalities for the multinomial distribution (Weissman et al. (2003) and Agrawal (2020)), the recent quantitative stability result for the entropic optimal transport with respect to the marginals (e.g., Eckstein and Nutz (2021)), and the Pythagorean theorem for the minimum information dependence model (Theorem 5 in Supplementary material B.2).

Theorem 2 implies that the conditional likelihood contains almost all the information about the dependence parameter θ . As a related fact, the sample variances of the bivariate normal model have little information about the correlation parameter; see Example 2.30 of Cox and Hinkley (1974). Choi, Blume and Dupont (2015) and Little (1989) have also showed that the marginal frequency in contingency tables is an almost ancillary statistic for the dependence parameter.

Henceforth, fix the marginal order statistics M and denote $h_*(\pi) = \sum_{t=1}^n h((M \circ \pi)(t)) \in \mathbb{R}^K$ for simplicity. The conditional likelihood is then expressed as

$$f(\pi | M; \theta) = \frac{e^{\theta^\top h_*(\pi)}}{\sum_{\tilde{\pi} \in \mathbb{S}_n^d} e^{\theta^\top h_*(\tilde{\pi})}} \quad (9)$$

and forms an exponential family with a canonical parameter θ and a sufficient statistic $h_*(\pi)$. Exponential families on permutations without conditioning and their limiting behavior were investigated by Mukherjee (2016), where the limit of the model was shown to be a minimum information copula model under suitable conditions.

Definition 4. The conditional maximum likelihood estimate $\hat{\theta}$ is a maximizer of the conditional likelihood (9).

Using Theorem 2, we obtain the consistency of the conditional maximum likelihood estimator. To show this, we make an additional assumption.

Assumption 2. (1) There exists a $p(\cdot; \theta_0, \nu_0)$ -square-integrable function $A(\cdot)$ such that $|\sum_{i=1}^d a_i(x_i; \theta, \nu_0) - \sum_{i=1}^d a_i(x_i; \theta', \nu_0)| < A(x) \|\theta - \theta'\|$ for $\theta \neq \theta' \in \Theta$.
(2) For $\theta \neq \theta_0$, we have $\mathbb{E}[\log p(X; \theta_0, \nu_0)] > \mathbb{E}[\log p(X; \theta, \nu_0)]$.

The first assumption ensures that the log-likelihood of the minimum information dependence model forms Glivenko–Cantelli class (e.g., van der Vaart and Wellner (1996)), and is expected by the quantitative stability result for the entropic optimal transport with respect to the cost (e.g., Eckstein and Nutz (2021)). The second assumption is a usual identifiability condition.

Then, we obtain the following consistency result of the conditional maximum likelihood estimator $\hat{\theta}$.

Corollary 4. Under Assumptions 1 and 2, we have $\hat{\theta} \rightarrow \theta_0$ in probability.

We then consider the asymptotic variance of $\hat{\theta}$. Let $\Psi(\theta)$ be the potential function of the conditional likelihood (9) as an exponential family, that is, $\Psi(\theta) = \Psi(\theta | M) = \log \left(\sum_{\tilde{\pi} \in \mathbb{S}_n^d} e^{\theta^\top h_*(\tilde{\pi})} \right)$. Then the conditional likelihood (9) can be written as $f(\pi | M) = \exp(\theta^\top h_*(\pi) - \Psi(\theta))$. Denote the derivative with respect to the parameter as $\partial_j = \partial / \partial \theta_j$. The expectation parameter and Fisher information matrix are

$$\mu_j(\theta) = \partial_j \Psi(\theta) = E[h_{*j}(\pi) | M] \text{ and} \quad (10)$$

$$G_{jk}(\theta) = \partial_j \partial_k \Psi(\theta) = E[\{h_{*j}(\pi) - \mu_j(\theta)\}\{h_{*k}(\pi) - \mu_k(\theta)\} | M], \quad (11)$$

respectively, where $h_{*j}(\pi)$ is the j -th element of $h_*(\pi)$ and the expectation is taken with respect to $f(\pi | M; \theta)$.

For 2 by 2 contingency tables, the conditional maximum likelihood estimator was shown to be asymptotically normal and efficient by [Harkness \(1965\)](#), based on the asymptotic form of the non-central hypergeometric distribution ([Hannan and Harkness \(1963\)](#)); see also [Kou and Ying \(1996\)](#). For general contingency tables, the following theorem holds.

Theorem 3 ([Haberman \(1977\)](#), Theorem 4.1). *Suppose that $\mathcal{X}_1, \dots, \mathcal{X}_d$ are finite. Then, the asymptotic distribution of $\sqrt{n}(\hat{\theta} - \theta)$ is $N(0, g^{jk}(\theta))$, where $g^{jk}(\theta)$ is the inverse of the Fisher information matrix $g_{jk}(\theta)$ with respect to θ of the model (2). The conditional Fisher information matrix in (11) satisfies $G_{jk}(\theta)/n \rightarrow g_{jk}(\theta)$ in probability.*

In Subsection B.1, we show that the Fisher information matrix g_{jk} is the Hessian matrix of the potential function ψ and actually coincides with that given by [Haberman \(1977\)](#). We also provide a useful expression for g_{jk} using the back-fitting algorithm ([Buja, Hastie and Tibshirani \(1989\)](#)). Furthermore, in Subsection B.2, the canonical parameter θ and the marginal parameter ν are shown to be orthogonal to each other.

We expect that the same property as Theorem 3 holds for infinite sample spaces. A numerical study supporting the claim is provided in Section 4. Note that even the \sqrt{n} -consistency of the maximum likelihood estimator for the exponential families on permutations was not known in the literature (e.g., [Mukherjee \(2016\)](#)). Although the asymptotic normality in general cases is not proved, it is reasonable to use the inverse of the conditional information matrix $G_{jk}(\hat{\theta})/n$ as an estimate of the asymptotic covariance of $\hat{\theta}$. We also suggest using the likelihood ratio (or score/Wald) test and Akaike's information criterion assuming asymptotic normality.

From the theory of discrete exponential families (e.g., [Rinaldo, Fienberg and Zhou \(2009\)](#)), we obtain the following lemma.

Lemma 2. *Let $P = \text{conv}(\{h_*(\tilde{\pi}) \mid \tilde{\pi} \in \mathbb{S}_n^d\}) \subset \mathbb{R}^K$ be the convex hull of the range of the sufficient statistic. Suppose that the interior of P is nonempty. Then, the conditional maximum likelihood estimator $\hat{\theta}$ exists if and only if $h_*(\pi) \in \text{int}(P)$. The estimator is unique and satisfies $\mu_j(\hat{\theta}) = h_{*j}(\pi)$, whenever it exists.*

The condition $\text{int}(P) \neq \emptyset$ in the lemma is difficult to check because it requires the computation of all possible values of h_* . We provide a tractable sufficient condition in Subsection 3.4.

Since any exponential family is log-concave with respect to the canonical parameter, we can use, in principle, any convex programming solver to obtain the conditional maximum likelihood estimate. However, a critical issue here is to calculate the normalizing constant in the denominator of (9). To overcome this difficulty, we propose a sampling approach and a pseudo-likelihood approach in the following subsections.

3.3. Estimation via Monte Carlo

To perform the conditional inference, we need to compute the expectations of several statistics under the conditional distribution (9). We propose the sampling method in the Metropolis–Hastings manner described in Table 2, which is quite easy to implement. We call the method the exchange algorithm. Note that the method is essentially the same as those for contingency tables (e.g., [Diaconis and Sturmfels \(1998\)](#)).

Note that the marginal order statistics M are preserved during the procedure. The state space of the Markov chain is \mathbb{S}_n^d . The following lemma is obtained immediately from the construction.

Lemma 3. *The chain $(\pi^{(l)})_{l=1}^\infty$ is ergodic with its stationary distribution $f(\pi | M; \theta)$ in (9).*

Remark 3. *It is natural to consider a sampling method for $p(x; \theta, \nu)$. A naive method is just to generate n random elements $(x_i(t))_{t=1}^n$ according to the marginal distribution $r_i(x_i; \nu)$ for each $i = 1, \dots, d$, independently, and then to employ the exchange algorithm.*

However, the method is not exact. Indeed, if $n = 1$, then the procedure generates a sample from the independent model $\prod_{i=1}^d r_i(x_i; \nu)$, not from the correct distribution. It is expected that the distribution of the sample generated in this way converges to the correct distribution as $n \rightarrow \infty$. This observation is supported

TABLE 2
Exchange algorithm.

Input: An initial permutation $\pi^{(0)} \in \mathbb{S}_n^d$ and the number of samples L .
Output: L samples $(\pi^{(l)})_{l=1}^L$ of permutations.
Step 1: Initialize $\pi \leftarrow \pi^{(0)}$ and $l = 1$.
Step 2: Select $1 \leq i \leq d$ and $1 \leq s < t \leq n$ uniformly at random.
Let $\tau_{st}^i \in \mathbb{S}_n^d$ be the transposition between s and t with respect to the i -th variable.
Compute the conditional likelihood ratio $\rho = \frac{f(\pi \circ \tau_{st}^i | M; \theta)}{f(\pi | M; \theta)} = \frac{e^{H_s(\pi \circ \tau_{st}^i) + H_t(\pi \circ \tau_{st}^i)}}{e^{H_s(\pi) + H_t(\pi)}}$,
where $H_t(\pi) = \theta^\top h((M \circ \pi)(t))$.
Step 3: Generate a random number u uniformly distributed on $[0, 1]$.
If $u \leq \min(1, \rho)$, then update π to $\pi \circ \tau_{st}^i$.
Step 4: Let $\pi^{(l)} \leftarrow \pi$ and $l \leftarrow l + 1$.
Go to Step 2 if $l \leq L$, and output $(\pi^{(l)})_{l=1}^L$ otherwise.

by Theorem 2 because the target marginal density $g(M; \theta, \nu)$ and the independent counterpart $g(M; 0, \nu)$ are asymptotically equivalent as $n \rightarrow \infty$.

We can compute the conditional maximum likelihood estimator $\hat{\theta}$ via MCMC in line with Geyer and Thompson (1992). More specifically, let θ be a current estimate of $\hat{\theta}$ and let $\{\pi^{(l)}\}_{l=1}^L$ denote a sample from the conditional likelihood in (9) obtained by the exchange algorithm. The quantities $\mu_j(\theta)$ and $G_{jk}(\theta)$ are approximated by $\check{\mu}_j = \sum_{l=1}^L h_{*j}(\pi^{(l)})/L$ and $\check{G}_{jk} = \sum_{l=1}^L (h_{*j}(\pi^{(l)}) - \check{\mu}_j)(h_{*k}(\pi^{(l)}) - \check{\mu}_k)/L$. Then, the estimate is updated by Fisher's scoring method: $\theta_j \leftarrow \theta_j + \sum_{k=1}^K \check{G}^{jk} \{h_{*k}(\pi) - \check{\mu}_k\}$, where \check{G}^{jk} is the inverse matrix of \check{G}_{jk} . The procedure is repeated until convergence. As noted by Geyer and Thompson (1992), the MCMC samples can be reused at every step by importance sampling.

The standard error of $\hat{\theta}_j$ is estimated by $(\check{G}^{jj}/n)^{1/2}$. Hypothesis testing and model selection based on the likelihood ratio statistic (or score/Wald statistic) are also available, where the statistic is computed from the MCMC samples.

3.4. Besag's pseudo-likelihood

An alternative to the conditional maximum likelihood estimator of θ is Besag's pseudo-likelihood estimator for permutations (see Mukherjee (2016)), which does not require the normalizing constant in (9). The *pseudo-likelihood estimator* is defined as a maximizer of

$$\prod_{i=1}^d \prod_{1 \leq s < t \leq n} f(\pi_i(s), \pi_i(t) \mid (\pi_j(u))_{(u,j) \neq (s,i), (t,i)}, M; \theta),$$

where $\pi = (\pi_i(t)) \in \mathbb{S}_n^d$ is the observed rank statistic and

$$f(\pi_i(s), \pi_i(t) \mid (\pi_j(u))_{(u,j) \neq (s,i), (t,i)}, M; \theta) = \frac{1}{1 + e^{\theta^\top (h_*(\pi \circ \tau_{st}^i) - h_*(\pi))}}.$$

Recall that τ_{st}^i denotes the transposition between s and t with respect to the i -th variable (see Subsection 3.3). A similar form of the pseudo-likelihood estimator for copula models was proposed by Chen and Sei (2022) in the framework of scoring rules.

The expression of the pseudo-likelihood coincides with the likelihood of a logistic regression model, where the explanatory variable is $u_{st}^i = h_*(\pi) - h_*(\pi \circ \tau_{st}^i) \in \mathbb{R}^K$ and the response variable is $y_{st}^i = 1$ for all i and (s, t) . Hence, any software package for logistic regression can be utilized. Furthermore, we obtain a condition for the existence of the pseudo-likelihood estimator as a consequence.

Lemma 4 (Albert and Anderson (1984)). *Let $Q = \text{conv}(\{h_*(\pi \circ \tau_{st}^i) \mid 1 \leq i \leq d, 1 \leq s < t \leq n\})$. Suppose that $\text{int}(Q) \neq \emptyset$. Then, the pseudo-likelihood estimator exists if and only if $h_*(\pi) \in \text{int}(Q)$.*

The condition $h_*(\pi) \in \text{int}(Q)$ is a sufficient condition for $h_*(\pi) \in \text{int}(P)$ in Lemma 2 because $Q \subset P$. In other words, the following theorem holds.

TABLE 3
Root mean square errors of three estimators.

	θ_1	θ_2	θ_3	θ_4	θ_5	θ_6
CLE	0.283	0.253	0.225	0.314	0.251	0.285
MLE	0.285	0.254	0.226	0.313	0.251	0.286
PLE	0.300	0.262	0.235	0.337	0.260	0.306

TABLE 4
Root mean square error of two estimators and coverage probabilities of the 95% confidence intervals based on the CLE.

	θ_1	θ_2	θ_3	θ_4
error of CLE	0.214	0.159	0.153	0.168
error of PLE	0.260	0.190	0.189	0.250
coverage	0.953	0.952	0.965	0.968

Theorem 4. *If the pseudo-likelihood estimator exists, then the conditional maximum likelihood estimator exists.*

The theorem is practically useful since we first try to find the pseudo-likelihood estimator, and if that succeeds, we can then proceed to computing the conditional maximum likelihood estimator. The pseudo-likelihood estimator is also adopted as the initial value of Fisher’s scoring method.

4. Simulation studies

4.1. Gaussian cases

We first examine the performance of the conditional maximum likelihood estimator developed in Section 3 by applying it to the Gaussian model. We generated a random sample $\{x(t)\}_{t=1}^n$ of size $n = 50$ from the 4-dimensional centered Gaussian distribution with the covariance matrix $\sigma_{ij} = (1/2)^{|i-j|}$. For estimation, we assumed the full Gaussian model, which is a minimum information dependence model (Example 2). The parameter of interest is $\theta = (\theta_k)_{k=1}^6 = (-\sigma^{12}, -\sigma^{13}, -\sigma^{14}, -\sigma^{23}, -\sigma^{24}, -\sigma^{34})$, where σ^{ij} denotes the inverse of σ_{ij} . The true value is $\theta = (2/3, 0, 0, 2/3, 0, 2/3)$. The tolerance for solving the conditional likelihood equation was set to 10^{-2} and the MCMC length L was adaptively increased from an initial value $L = 150n = 7500$.

We repeated the same experiment 1,000 times. Table 3 shows the root mean square errors of the CLE and MLE together with those of Besag’s pseudo-likelihood estimator (PLE) defined in Section 3.4. The CLE has almost the same performance as the MLE. The PLE is also competitive but slightly worse. Note that the values on θ_5 and θ_6 are close to those on θ_2 and θ_1 , respectively, by symmetry of the covariance structure.

4.2. Third-order interaction

We next consider a third-order interaction model

$$h(x_1, x_2, x_3) = (x_1x_2, x_1x_3, x_2x_3, x_1x_2x_3)^\top$$

on $\mathcal{X} = \prod_{i=1}^3 \mathcal{X}_i = \mathbb{R}^3$. The true parameter is $\theta = (1, 0, 0, -1)$ and the true marginal densities are the standard normal distribution. For the simulation, we first generate a “population” of size $N = 10^3$ by the sampling algorithm in Remark 3 with the number of iterations $L = 150N$. Then a sample of size $n = 100$ is randomly selected from the population without replacement. The tolerance for the CLE and the step length of MCMC are set to the same values as the Gaussian case. We repeated the same experiment 1,000 times.

Table 4 shows the root mean square errors of the CLE and PLE together with the coverage probability of the 95% confidence intervals constructed from the CLE. As expected, the CLE has smaller error than the PLE. The confidence intervals are almost exact or slightly conservative.

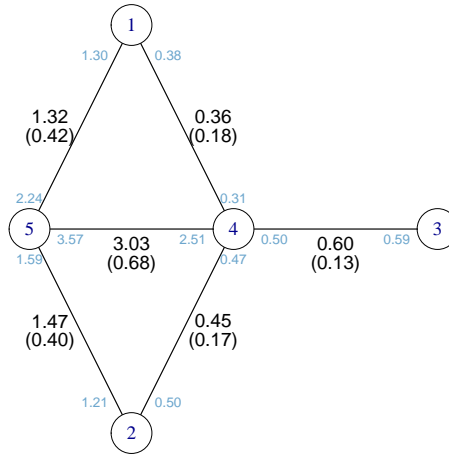


FIG 2. Selected interactions for the palmerpenguins dataset. The vertices correspond to (1) bill length, (2) bill depth, (3) flipper length, (4) body mass, and (5) sex. The numbers on the edges are the parameter estimates and the standard errors, respectively. The numbers around the vertices indicate the results of regression analysis when each variable is treated as the response variable. The linear regression coefficients are divided by the residual variance for comparison.

TABLE 5

Estimation of the third-order interaction model for the palmerpenguins dataset. The first two rows are the estimates and the standard errors, respectively. The last row indicates the coefficients of linear regression on x_2 against (x_4, x_5, x_4x_5) , where the coefficients are divided by the residual variance.

	θ_{14}	θ_{15}	θ_{24}	θ_{25}	θ_{34}	θ_{45}	θ_{145}	θ_{245}
estimate	0.36	1.30	1.05	1.28	0.58	2.97	-0.01	-0.78
(std. err.)	(0.25)	(0.38)	(0.33)	(0.39)	(0.12)	(0.63)	(0.32)	(0.39)
x_2 , linear			0.87	1.25				-0.58

5. Applications to real data

Two applications of our method to real data are provided. The first is to the palmerpenguins dataset, which consists of continuous and categorical variables. The second is to an earthquake catalog dataset, which contains observations on the Stiefel manifold.

5.1. Penguins data

We apply our method to the palmerpenguins dataset provided by [Horst, Hill and Gorman \(2020\)](#). The data consist of 344 observations with 8 variables on Palmer Archipelago (Antarctica) penguins. We focus on the characteristics of Adelie penguins and ignore the information on islands and years. The variables are then five: (1) bill length, (2) bill depth, (3) flipper length, (4) body mass, and (5) sex. The first four variables are standardized and the last category variable is quantified as 0 (female) or 1 (male). Individuals with missing values are simply removed.

We first fit the second-order interaction model $h(x) = (x_i x_j)_{1 \leq i < j \leq 5} \in \mathbb{R}^{10}$ on $x = (x_j) \in \mathbb{R}^4 \times \{0, 1\}$. We performed backward stepwise variable selection based on the AIC values with Wald-type approximation. The selected interactions I are shown in Figure 2. The flipper length (x_3) depends only on the body mass (x_4), which is quite reasonable.

The conditional maximum likelihood estimates of $\theta = (\theta_{ij})_{(i,j) \in I}$ and the standard errors are shown on the edges of the graph in Figure 2, respectively. The numbers around the vertices indicate the regression coefficients based on the linear/logistic regression for each variable, where the linear regression coefficients are divided by the residual variance (dispersion parameter) to make the results comparable. For example,

x_1 is explained by x_4 and x_5 , since x_1 interacts only with x_4 and x_5 . The intercept term was estimated but is not shown. The estimates of our model are close to the regression coefficients. The results are consistent with Example 5.

Since the obtained graph has two triangles 1–4–5 and 2–4–5, we estimated third-order interactions among the variables by adding the statistics $x_1x_4x_5$ and $x_2x_4x_5$ into the model. Table 5 shows the estimates together with the standard errors. There exists a weak negative third-order interaction 2–4–5, which is also observed in the linear regression on x_2 against (x_4, x_5, x_4x_5) .

5.2. Earthquake catalog

We lastly apply the minimum information dependence modeling to the 158 earthquake data that occurred in Japan during the period from January 1st, 2021 to December 8th, 2021, by using the catalog provided by the Japan Meteorological Agency [Japan Meteorological Agency \(2022\)](#). The catalog consists of origin times (the start time of the earthquake rupture), locations of epicenters (longitudes, latitudes, and depths), magnitudes, strikes (the fault-trace directions), dips (the angles of faults), and rakes (directions of fault motions during ruptures with respect to strikes). Using the strike ξ , the dip δ , and the rake λ , we can express the focal mechanism of an earthquake that describes the slip of the fault in the earthquake and the orientation of the fault on which it occurs. The focal mechanism is described by the normal vector n to one side of the fault blocks (a vector perpendicular to the fault plane) and the slip vector u of the other block against it (e.g., Section 9 of [Shearer \(2009\)](#)):

$$\begin{aligned} u &= (\sin \xi \cos \delta \sin \lambda + \cos \xi \cos \lambda, -\cos \xi \cos \delta \sin \lambda + \sin \xi \cos \lambda, -\sin \delta \sin \lambda)^\top, \\ n &= (-\sin \xi \sin \delta, \cos \xi \sin \delta, -\cos \delta)^\top. \end{aligned}$$

However, there are two ambiguities in focal mechanism. The first is that since the choice of the reference block is arbitrary, we cannot distinguish (n, u) from $(-n, -u)$. The second is that since the fault plane and the auxiliary plane (the plane perpendicular to the fault plane) cannot be separated from observations, we cannot distinguish (n, u) from (u, n) . We deal with these ambiguities by transforming two vectors into the compressional (P) and tensional (T) axes: $P = 2^{-1/2}(n - u)$ and $T = 2^{-1/2}(n + u)$. This pair (P, T) forms an orthogonal 2-frame in \mathbb{R}^3 and is an element in the Stiefel manifold $V_2(\mathbb{R}^3) := \{(u_1, u_2) : u_1^\top u_2 = 0, u_1 \in \mathbb{S}^2, u_2 \in \mathbb{S}^2\}$ (e.g., [Arnold and Jupp \(2013\)](#); [Walsh, Arnold and Townend \(2009\)](#)).

Figure 3 (a) shows the integrated map of focal mechanisms in the “beach ball” representation; for details of this representation, see, for example, Section 9 of [Shearer \(2009\)](#). The beach ball is the stereographic projection of the fault and the slip on the lower half of a sphere surrounding the source location of an earthquake. The colored quadrants indicate outward motion away from those quadrants, and the white quadrants indicate inward motion towards those quadrants. Then, the T -axis is the line through the origin and the center of the colored quadrant, and the P -axis is that through the origin and the center of the white quadrant.

In this application, we analyze the dependence between the focal mechanism (P, T) and depth z of earthquakes. To this end, we set $\mathcal{X}_1 = V_2(\mathbb{R}^3)$ and $\mathcal{X}_2 = \mathbb{R}$, and use the following canonical statistics: $h_{ij}^{(P)}(z, P) = zP_iP_j, 1 \leq i, j \leq 3$, and $h_{ij}^{(T)}(z, T) = zT_iT_j, 1 \leq i, j \leq 3$, where h_{33}^P and h_{33}^T are determined by z and the constraints that $P_1^2 + P_2^2 + P_3^2 = T_1^2 + T_2^2 + T_3^2 = 1$. We denote by $h^{(P)}(z, P)$ and $h^{(T)}(z, T)$ the matrices with (i, j) -components $h_{ij}^{(P)}(z, P)$ and (i, j) -components $h_{ij}^{(T)}(z, T)$, respectively. Then, the minimum information dependence model is described as

$$\log p(z, P, T; A, B, \nu) = \text{tr}(Ah^{(P)}(z, P)) + \text{tr}(Bh^{(T)}(z, T)) - c, \quad (12)$$

where A and B are symmetric matrices, and $c := a_1(z; A, B, \nu) + a_2(P, T; A, B, \nu) + \psi(A, B, \nu)$. Since $\{h_{1,1}^{(P)}, h_{1,2}^{(P)}, h_{1,3}^{(P)}, h_{2,2}^{(P)}, h_{2,3}^{(P)}\}$ are linearly independent modulo additive functions, the number of independent parameters in A is 5. The same argument applies to B . Thus, the total number of independent parameters in (12) is 10.

Here we report the inferential result. We first conducted hypothesis testing with the null hypothesis $H_0^{AB} : A = B = 0$ using Wald statistics, which is a null hypothesis implying that the depth and the focal

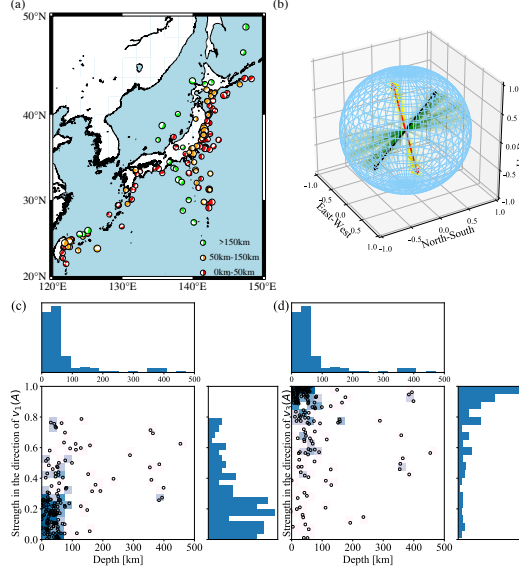


FIG 3. Application to the earthquake catalog. (a) Map of focal mechanisms. (b) Axes of the first and third eigenvectors of the estimated A in (12). The axis of the first eigenvector is colored red with 1000 samples from the asymptotic distribution colored yellow. The axis of the third eigenvector is colored black with 1000 samples from the asymptotic distribution colored green. (c,d) The two-dimensional histograms with marginal histograms of the depths and the strengths in the directions of the first (c) and third (d) eigenvectors of the estimated A , where the data themselves are plotted as black circles.

TABLE 6

The conditional maximum likelihood estimate \hat{A} of A . Let $v_1(\hat{A})$ be the first eigenvector of \hat{A} , let $v_2(\hat{A})$ be the second eigenvector of \hat{A} , and let $v_3(\hat{A})$ be the third eigenvector of \hat{A} . The eigenvalues along with each eigenvector are 4.13, 0, and -1.09 , respectively.

	$v_1(A)$	$v_2(A)$	$v_3(A)$
East-West	-0.27	0.46	0.84
North-South	0.06	0.88	-0.46
Up-Down	0.96	0.07	0.26

mechanism are independent. The resulting p -value is 0.02. We next took a closer look at the dependence between the depth and the P -axis. Table 6 shows the value of the estimated A . Figure 3 (b) displays the first and the third eigenvectors v_1 and v_3 of the CLE of A . We then projected the data onto the corresponding axes and obtained the joint histograms in Figures 3 (c) and (d). Figure 3 (c) shows that the strength $|\langle v_1, P \rangle|$ in the direction of v_1 concentrated around the lower values for shallower depths, but takes larger values for deeper depths, which might be consistent with the fact that intermediate-depth earthquakes at depths of about 50km–300km, often have normal faults (i.e., the P -axes of these are relatively vertical) and most of the shallower earthquakes occur near the Japan trench and have reverse faults or strike-slip faults (i.e., the P -axes of these are relatively horizontal).

6. Acknowledgements

We thank Yici Chen, Hironori Fujisawa, Masayuki Kano, Hisahiko Kubo, Michiko Okudo, and Akifumi Okuno for helpful discussions. We used the earthquake catalog provided by the Japan Meteorological Agency [Japan Meteorological Agency \(2022\)](#) and used GMT software package [Wessel and Smith \(1998\)](#) to create the maps. This work is supported by JST CREST (JPMJCR1763), JSPS KAKENHI (19K20222, 21H05205, 21K11781, 21K12067), and MEXT (JPJ010217).

References

- JAPAN METEOROLOGICAL AGENCY (2022). The seismological bulletin of Japan. https://www.data.jma.go.jp/svd/eqev/data/bulletin/index_e.html.
- AGRAWAL, R. (2020). Finite-Sample Concentration of the Multinomial in Relative Entropy. *IEEE Transactions on Information Theory* **66** 6297–6302.
- ALBERT, A. and ANDERSON, J. A. (1984). On the Existence of Maximum Likelihood Estimates in Logistic Regression Models. *Biometrika* **71** 1–10.
- AMARI, S. (2001). Information geometry on hierarchy of probability distributions. *IEEE Trans. Info. Theo.* **47** 1701–1711.
- AMARI, S. and NAGAOKA, H. (2000). *Methods of Information Geometry*. American Mathematical Society.
- ARNOLD, R. and JUPP, P. (2013). Statistics of orthogonal axial frames. *Biometrika* **100** 571–586.
- BEDFORD, T., DANESHKHAH, A. and WILSON, K. J. (2016). Approximate uncertainty modeling in risk analysis with vine copulas. *Risk Analysis* **36** 792–815.
- BEDFORD, T. and WILSON, K. J. (2014). On the construction of minimum information bivariate copula families. *Ann. Inst. Stat. Math.* **66** 703–723.
- BORWEIN, J. M., LEWIS, A. S. and NUSSBAUM, R. D. (1994). Entropy minimization, DAD problems, and doubly stochastic kernels. *J. Funct. Anal.* **123** 264–307.
- BUJA, A., HASTIE, T. and TIBSHIRANI, R. (1989). Linear smoothers and additive models. *The Annals of Statistics* 453–510.
- CHEN, Y. and SEI, T. (2022). A proper scoring rule for minimum information copulas. <https://arxiv.org/abs/2204.03118>.
- CHOI, L., BLUME, J. D. and DUPONT, W. D. (2015). Elucidating the foundations of statistical inference with 2 x 2 tables. *PloS one* **10** e0121263.
- COX, D. R. and HINKLEY, D. V. (1974). *Theoretical Statistics*. Chapman and Hall/CRC.
- CSISZÁR, I. (1975). I-divergence geometry of probability distributions and minimization problems. *Ann. Probab.* **3** 146–158.
- DEMPSTER, A. P. (1972). Covariance selection. *Biometrics* **28** 157–175.
- DIACONIS, P. and STURMFELS, B. (1998). Algebraic algorithms for sampling from conditional distributions. *The Annals of statistics* **26** 363–397.
- ECKSTEIN, S. and NUTZ, M. (2021). Quantitative stability of regularized optimal transport and convergence of Sinkhorn’s algorithm. [arXiv:2110.06798](https://arxiv.org/abs/2110.06798).
- FALCONER, K. (2014). *Fractal Geometry: Mathematical Foundations and Applications*, 3rd ed. Wiley & Sons.
- GEENENS, G. (2020). Copula modeling for discrete random vectors. *Dependence Modeling* **8** 417–440.
- GEYER, C. J. and THOMPSON, E. A. (1992). Constrained Monte Carlo maximum likelihood for dependent data. *Journal of the Royal Statistical Society: Series B (Methodological)* **54** 657–683.
- HAASLER, I., SINGH, R., ZHANG, Q., KARLSSON, J. and CHEN, Y. (2021). Multi-Marginal Optimal Transport and Probabilistic Graphical Models. *IEEE Transactions on Information Theory* **67** 4647–4668.
- HABERMAN, S. J. (1977). *The analysis of frequency data: Statistical research monographs*. Univ. of Chicago Press.
- HANNAN, J. and HARKNESS, W. (1963). Normal approximation to the distribution of two independent binomials, conditional on fixed sum. *The Annals of Mathematical Statistics* **34** 1593–1595.
- HARKNESS, W. (1965). Properties of the extended hypergeometric distribution. *The Annals of Mathematical Statistics* **36** 938–945.
- HOLLAND, P. W. and WANG, Y. J. (1987). Dependence function for continuous bivariate densities. *Communications in Statistics - Theory and Methods* **16** 863–876.
- HORST, A. M., HILL, A. P. and GORMAN, K. B. (2020). palmerpenguins: Palmer Archipelago (Antarctica) penguin data R package version 0.1.0.
- JANSEN, M. J. W. (1997). Maximum entropy distributions with prescribed marginals and normal score correlations. In *Beneš, V. and Štěpán, J. (ed.), Distributions with given Marginals and Moment Problems* 87–92. Springer.
- JAYNES, E. T. (1957). Information theory and statistical mechanics. *Phys. Rev.* **106** 620–630.

- JONES, M. C., PEWSEY, A. and KATO, S. (2015). On a class of circulars: copulas for circular distributions. *Ann. Inst. Stat. Math* **67** 843–862.
- KIM, Y. H. and PASS, B. (2014). A general condition for Monge solutions in the multi-marginal optimal transport problem. *SIAM Journal on Mathematical Analysis* **46** 1538–1550.
- KOU, S. G. and YING, Z. (1996). Asymptotics for a 2×2 table with fixed margins. *Statistica Sinica* 809–829.
- KUROWICKA, D. and VAN HORSEN, W. T. (2015). On an interaction function for copulas. *Journal of Multivariate Analysis* **138** 127–142.
- LAURITZEN, S. L. (1996). *Graphical Models*. Oxford University Press.
- LEONARD, C. (2012). From the Schrödinger problem to the Monge–Kantorovich problem. *Journal of Functional Analysis* **262** 1879–1920.
- LITTLE, R. J. A. (1989). Testing the equality of two independent binomial proportions. *The American Statistician* **43** 283–288.
- MEEUWISSEN, A. M. H. and BEDFORD, T. (1997). Minimally informative distributions with given rank correlation for use in uncertainty analysis. *J. Statist. Comput. Simul.* **57** 143–174.
- MUKHERJEE, S. (2016). Estimation in exponential families on permutations. *The Annals of Statistics* **44** 853–875.
- PEYRÉ, G. and CUTURI, M. (2019). Computational Optimal Transport: With Applications to Data Science. *Foundations and Trends in Machine Learning* **11** 355–607.
- PIANTADOSI, J., HOWLETT, P. and BORWEIN, J. (2012). Copulas with maximum entropy. *Optimization Letters* **6** 99–125.
- REID, N. (1995). The roles of conditioning in inference. *Statistical Science* **10** 138–157.
- RINALDO, A., FIENBERG, S. E. and ZHOU, Y. (2009). On the geometry of discrete exponential families with application to exponential random graph models. *Electronic Journal of Statistics* **3** 446–484.
- ROBBINS, H. (1955). A Remark of Stirling’s Formula. *The American Mathematical Monthly* **62** 26–29.
- RÜSCHENDORF, L. and UCKELMANN, L. (2002). On the n -coupling problem. *J. Multivariate Anal.* **81** 242–258.
- SHEARER, P. (2009). *Introduction to Seismology*, 2nd ed. Cambridge university press.
- SINKHORN, R. D. and KNOPP, P. J. (1967). Concerning nonnegative matrices and doubly stochastic matrices. *Pacific Journal of Mathematics* **21** 343–348.
- VAN DER VAART, A. and WELLNER, J. (1996). *Weak Convergence and Empirical Processes*. Springer.
- WALSH, D., ARNOLD, R. and TOWNEND, J. (2009). A Bayesian approach to determining and parametrizing earthquake focal mechanisms. *Geophysical Journal International* **176** 235–255.
- WEISSMAN, T., ORDENTLICH, E., SEROUSSI, G., VERDU, S. and WEINBERGER, M. (2003). Inequalities for the L_1 deviation of the empirical distribution. Technical Report HPL-2003-97R1, Hewlett-Packard Labs.
- WESSEL, P. and SMITH, W. (1998). New, improved version of Generic Mapping Tools released. *Eos Transactions American Geophysical Union* **79** 409–410.
- WHITTAKER, J. (1990). *Graphical Models in Applied Multivariate Statistics*. Wiley.
- YANG, E., RAVIKUMAR, P., ALLEN, G. I. and LIU, Z. (2015). Graphical models via univariate exponential family distributions. *The Journal of Machine Learning Research* **16** 3813–3847.

Supplementary material for “Minimum information dependence modeling”

The supplementary material provide (A) more examples of the minimum information dependence model, (B) useful properties of the model, including information geometry, and relationship to the optimal transport and Schrödinger problems, (C) proof of the main results, (D) the discussion on potential future directions.

Appendix A: More examples of the minimum information dependence model

Here, we provide more examples of the minimum information dependence model.

Example 7 (total positivity). Let $d = 2$ and $\mathcal{X}_1 = \mathcal{X}_2 = \mathbb{R}$. The marginal density functions r_i are arbitrary. Suppose that $f_i(x_i)$ is a strictly increasing function and $\int f_i(x_i)^2 r_i(x_i) dx_i < \infty$ for each i . Then $H_\theta(x_1, x_2) = \theta f_1(x_1) f_2(x_2)$ is feasible since the condition of Theorem 1 is satisfied by $b_i(x_i) = |\theta| f_i(x_i)^2 / 2$. If $\theta > 0$, then the density function has total dependence, that is, $p(x_1, x_2) p(y_1, y_2) - p(x_1, y_2) p(y_1, x_2) > 0$ for all pairs (x_1, x_2) and (y_1, y_2) with $x_1 < y_1$ and $x_2 < y_2$. See [Holland and Wang \(1987\)](#) and [Kurowicka and van Horssen \(2015\)](#) for totally dependent continuous distributions.

Example 8 (circular model). Let dx_i be the Lebesgue measure on the interval $[0, 2\pi)$, which represents a unit circle. Let $r_i(x_i) = 1/(2\pi)$ be the uniform density and define $H_\theta(x_1, x_2) = \theta \cos(x_1 - x_2)$. Then H_θ is feasible for any $\theta \in \mathbb{R}$. Indeed, we can find the exact solution $a_i(x_i) = 0$ and $\psi(\theta) = \log Z(\theta)$, where $Z(\theta) = \int_0^{2\pi} e^{\theta \cos u} du / (2\pi)$. More generally, if $H_\theta(x_1, x_2) = \theta f(x_1 - x_2)$ for a given function f , then the exact solution is $a_i(x_i) = 0$ and $\psi(\theta) = \log \{ \int_0^{2\pi} e^{\theta f(u)} du / (2\pi) \}$. The model is a particular class of circulars as discussed by [Jones, Pewsey and Kato \(2015\)](#).

If all domains are finite, the model reduces to the log-linear model as follows.

Example 9 (log-linear model). Consider a discrete space $\mathcal{X} = \prod_{i=1}^d \mathcal{X}_i$, where $\mathcal{X}_i = \{0, \dots, I_i - 1\}$ ($I_i \geq 2$) is equipped with the counting measure dx_i . We denote $x_s = (x_j)_{j \in s}$ for each subset $s \subset [d] = \{1, \dots, d\}$. Consider the minimum information dependence model

$$p(x; \theta) = \exp \left(\sum_{s \subset [d], |s| \geq 2} \theta_s^\top h_s(x_s) - \sum_{i=1}^d a_i(x_i; \theta, \nu) - \psi(\theta, \nu) \right) \prod_{i=1}^d r_i(x_i; \nu),$$

where $h_s = (\delta_{y_s})_{y_s \in \mathcal{Y}_s}$, $\mathcal{Y}_s = \prod_{j \in s} \{1, \dots, I_j - 1\}$ and $\delta_{y_s}(x_s)$ is the Kronecker delta. The model is log-linear except on the main effects $a_i(x_i; \theta, \nu)$ s that have a one-to-one correspondence with the marginal distributions $r_i(x_i; \nu)$ for a given θ by Theorem 1. The model reduces to the log-linear model in this sense. The parameterization is explained in terms of information geometry by [Amari \(2001\)](#), where the pair of parameters θ and $(r_i(\cdot; \nu))_{i=1}^d$ are called the mixed coordinate system.

Appendix B: Properties of the model

This supplement presents properties of the minimum information dependence model: expressions for the potential function and Fisher information matrix (Supplementary material [B.1](#)), the information-geometrical structure (Supplementary material [B.2](#)), and the relationship with the entropic transport and Schrödinger problems (Supplementary material [B.3](#)).

B.1. Properties of the potential function

Consider the minimum information dependence model $p(x; \theta, \nu)$ determined by (2), (3), and (4). In this subsection, we fix the marginal parameters ν and omit them from expressions as

$$p_\theta(x) = e^{\theta^\top h(x) - \sum_i a_i(x_i; \theta) - \psi(\theta)} p_0(x), \quad (13)$$

where $p_0(x) = \prod_{i=1}^d r_i(x_i)$. Denote the Kullback–Leibler divergence by

$$D(p, q) = \int p(x) \log\{p(x)/q(x)\} dx.$$

Let \mathcal{M} be the set of density functions p with the given marginals r_i .

Lemma 5. *The potential function $\psi(\theta)$ can be written as*

$$\psi(\theta) = \sup_{p \in \mathcal{M}} \left\{ \theta^\top \int h(x) p(x) dx - D(p, p_0) \right\}, \quad (14)$$

where the supremum is attained by (13). In particular, $\psi(\theta)$ is convex.

Proof. The objective function in (14) is equal to

$$- \int p(x) \log \frac{p(x)}{p_0(x) e^{\theta^\top h(x)}} dx = - \int u(x) k(x) \log u(x) dx,$$

where $k(x) = p_0(x) e^{\theta^\top h(x)}$ and $u(x) = p(x) / \{p_0(x) e^{\theta^\top h(x)}\}$. This is the objective function of Lemma 9 in the proof of Theorem 1 except for the sign. From the proof of Theorem 1, the unique optimizer p_θ of the right hand side of (14) is given by (13). The maximum value is

$$\begin{aligned} - \int p_\theta(x) \log \frac{p_\theta(x)}{p_0(x) e^{\theta^\top h(x)}} dx &= \int p_\theta(x) \left(\sum_i a_i(x_i; \theta) + \psi(\theta) \right) dx \\ &= \psi(\theta), \end{aligned}$$

which proves the equality in (14). Since ψ can be expressed as the supremum of affine functions, it is convex. \square

Denote the domain of the potential function by

$$\mathcal{N} = \{\theta \in \mathbb{R}^K \mid \psi(\theta) < \infty\}.$$

Suppose that $\text{int}\mathcal{N} \neq \emptyset$. Hereafter, we assume smoothness of ψ and $a_i(x_i; \theta)$ as well as interchangeability between integration and differentiation. These assumptions are satisfied if the sample space \mathcal{X} is finite. We use subscripts α, β, \dots for θ and abbreviate derivatives using $\partial_\alpha = \partial / \partial \theta_\alpha$. We also write $c_\theta(x) = \sum_{i=1}^d a_i(x_i; \theta) + \psi(\theta)$. The following lemma is easily proved by the identities $\int \partial_\alpha p_\theta(x) dx = 0$ and $\int \partial_\alpha \partial_\beta p_\theta(x) dx = 0$.

Lemma 6. *The first two derivatives of ψ are*

$$\begin{aligned} \partial_\alpha \psi(\theta) &= \int h_\alpha(x) p_\theta(x) dx, \\ \partial_\alpha \partial_\beta \psi(\theta) &= - \int p_\theta(x) \partial_\alpha \partial_\beta \log p_\theta(x) dx \\ &= \int (h_\alpha(x) - \partial_\alpha c_\theta(x)) (h_\beta(x) - \partial_\beta c_\theta(x)) p_\theta(x) dx \end{aligned}$$

In particular, $\psi(\theta)$ is strictly convex whenever $\{h_\alpha(x)\}_{\alpha=1}^K$ are linearly independent modulo additive functions.

From the lemma, the mean of $h(x)$ is the same as the gradient of $\psi(\theta)$ and the Fisher information matrix $g_{\alpha\beta}(\theta)$ is equal to the Hessian of $\psi(\theta)$. We call $\eta_\alpha = \partial_\alpha \psi$ the expectation parameter. Since $\psi(\theta)$ is strictly convex, we have a one-to-one correspondence between the coordinates θ_α and η_α .

Note that $g_{\alpha\beta}(\theta)$ is different from the covariance of h_α because $\partial_\alpha c_\theta(x)$ is not the expectation of h_α . The following lemma provides their difference.

Lemma 7. Let \mathcal{A} be the subspace of $L_2(p_\theta(x)dx)$ spanned by additive functions

$$\sum_{j=1}^d b_j(x_j)$$

and denote the orthogonal projection to \mathcal{A} by $P_{\mathcal{A}}$. Then we have

$$\partial_\alpha c_\theta = P_{\mathcal{A}} h_\alpha.$$

In particular,

$$g_{\alpha\beta} = \text{Cov}_\theta[(I - P_{\mathcal{A}})h_\alpha, (I - P_{\mathcal{A}})h_\beta] \quad (15)$$

$$= \text{Cov}_\theta[h_\alpha, h_\beta] - \text{Cov}_\theta[P_{\mathcal{A}}h_\alpha, P_{\mathcal{A}}h_\beta], \quad (16)$$

where I denotes the identity operator.

Proof. Consider the minimization problem of minimizing $\int \{h_\alpha(x) - B(x)\}^2 p_\theta(x) dx$ with respect to $B \in \mathcal{A}$. By using the variational method, we obtain the stationary condition

$$\int \{h_\alpha(x) - B(x)\} p_\theta(x) dx_{-i} = 0$$

for all i and x_i . The solution is $B(x) = \partial_\alpha c_\theta(x)$ because the derivative of the identity $\int p_\theta(x) dx_{-i} = r_i(x_i)$ with respect to θ_α is

$$\int \{h_\alpha(x) - \partial_\alpha c_\theta(x)\} p_\theta(x) dx_{-i} = 0.$$

Hence we have $\partial_\alpha c_\theta = P_{\mathcal{A}} h_\alpha$. The identities (15) and (16) follow from Lemma 6 and the variance decomposition of $h_\alpha = (h_\alpha - P_{\mathcal{A}} h_\alpha) + P_{\mathcal{A}} h_\alpha$, respectively. \square

The projection in the lemma is the same as those for additive models (Buja, Hastie and Tibshirani (1989)). One recursive algorithm for finding $P_{\mathcal{A}} f$ for a given f is called the back-fitting algorithm.

We finally check that the Fisher information matrix coincides with the limit of the conditional Fisher information $G_{\alpha\beta}/n$ in (11) if the sample space \mathcal{X} is finite. Theorem 1.1 of Haberman (1977) states that, in our terminology, the limit of $G_{\alpha\beta}/n$ given the marginal statistic M as $n \rightarrow \infty$ is

$$\mathbf{h}_\alpha^\top (I_{\mathcal{X}} - P_{\mathcal{A}}^*)^\top D(p_\theta) (I_{\mathcal{X}} - P_{\mathcal{A}}^*) \mathbf{h}_\beta, \quad (17)$$

where $\mathbf{h}_\alpha = (h_\alpha(x))_{x \in \mathcal{X}}$ is considered a column vector, $I_{\mathcal{X}}$ is the identity matrix, $D(p_\theta)$ is diagonal matrix with the diagonal part $(p_\theta(x))_{x \in \mathcal{X}}$, \mathcal{A} is a set of vectors of the form $(\sum_{j=1}^d b_j(x_j))_{x \in \mathcal{X}}$ and $P_{\mathcal{A}}^*$ is the orthogonal projection to \mathcal{A} with respect to the metric $D(p_\theta)$. It is straightforward to see that the expression (17) is the same as $g_{\alpha\beta}$ in (15).

B.2. Information geometry of the minimum information dependence model

Here we investigate the information-geometrical structure of the minimum information dependence model: the Pythagorean theorem and the dual foliation structure that implies orthogonality between θ and ν . The case of finite spaces was discussed in Amari (2001). For simplicity, we assume interchangeability of integrals, sums, and derivatives.

Let $\mathcal{M}(r_1, \dots, r_d)$ denote the set of density functions with given marginals r_i . For a given $H : \mathcal{X} \rightarrow \mathbb{R}$, let $\mathcal{E}(H)$ denote the set of probability density functions of the form $e^{H(x) - \sum_{i=1}^d a_i(x_i)}$ with $a_i(x_i)$ measurable. The following Pythagorean theorem holds.

Theorem 5 (Pythagorean theorem; e.g., Csiszár (1975)). Let

$$\mathcal{M} = \mathcal{M}(r_1, \dots, r_d) \text{ and } \mathcal{E} = \mathcal{E}(H).$$

Then, for any $p \in \mathcal{M}$, $q \in \mathcal{M} \cap \mathcal{E}$, and $s \in \mathcal{E}$, we have

$$D(p, s) = D(p, q) + D(q, s).$$

Proof. Let

$$q(x) = \exp \left(H(x) - \sum_{i=1}^d a_i^q(x_i) \right) p_0(x)$$

and

$$s(x) = \exp \left(H(x) - \sum_{i=1}^d a_i^s(x_i) \right) p_0(x).$$

Then we have

$$\begin{aligned} D(p, s) - D(p, q) - D(q, s) &= \int \{p(x) - q(x)\} \log \frac{q(x)}{s(x)} dx \\ &= \int \{p(x) - q(x)\} \left\{ - \sum_{i=1}^d a_i^q(x_i) + \sum_{i=1}^d a_i^s(x_i) \right\} dx \\ &= 0 \end{aligned}$$

since p and q have the same marginals. \square

In terms of information geometry, $\mathcal{M}(r_1, \dots, r_d)$ and $\mathcal{E}(H)$ provide a dual foliation (e.g., [Amari and Nagaoka \(2000\)](#)). More specifically, the space \mathcal{P} of probability densities on \mathcal{X} can be decomposed as

$$\mathcal{P} = \bigsqcup_{r_1, \dots, r_d} \mathcal{M}(r_1, \dots, r_d)$$

and

$$\mathcal{P} = \bigsqcup_{[H] \in \mathcal{H}/\sim} \mathcal{E}(H),$$

where \mathcal{H} is the set of measurable functions and the equivalence relation $H_1 \sim H_2$ is defined by $H_1(x) - H_2(x) = \sum_{i=1}^d a_i(x_i)$ for some a_i . Each pair of manifolds $\mathcal{M}(r_1, \dots, r_d)$ and $\mathcal{E}(H)$ intersects at most at one point by [Theorem 5](#).

We obtain the following corollary.

Corollary 5 (Orthogonality). *Consider the minimum information dependence model (2). The parameters θ and ν are mutually orthogonal with respect to the Fisher information metric.*

B.3. Relationship with the entropic optimal transport and the Schrödinger bridge problems

Here, we argue that the minimum information dependence model (13) with the marginal parameters fixed has a close relationship with the entropic optimal transport problem (e.g., [Peyré and Cuturi \(2019\)](#)) and the Schrödinger bridge problem (e.g., [Leonard \(2012\)](#)). Fix $\varepsilon > 0$, function $H : \mathcal{X} \rightarrow \mathbb{R}$, and marginal densities $\{r_i \text{ on } \mathcal{X}_i : i = 1, \dots, d\}$. The following convex optimization problem is called the (multi-marginal) entropic optimal transport problem $\text{OT}_\varepsilon(H, \{r_i : i = 1, \dots, d\})$:

$$\begin{aligned} \text{Minimize } \mathcal{F}_{H, \varepsilon}(p) &:= - \int H(x) p(x) dx + \varepsilon \int p(x) \log \frac{p(x)}{\prod_{i=1}^d r_i(x_i)} dx, \\ \text{subject to } p &\in \mathcal{M}(r_1, \dots, r_d). \end{aligned} \tag{18}$$

Given $s \in \mathcal{E}(H/\varepsilon)$, the following is called the (multi-marginal) Schrödinger bridge problem $\text{SB}_\varepsilon(H, \{r_i : i = 1, \dots, d\})$:

$$\begin{aligned} \text{Minimize } D(p, s), \\ \text{subject to } p &\in \mathcal{M}(r_1, \dots, r_d). \end{aligned} \tag{19}$$

Lemma 8. *A density p_θ in the minimum information dependence model (13) with the canonical parameter θ , the canonical statistics $h(x)$, and marginals r_i is characterized by the solution of both $\text{OT}_1(\theta^\top h, \{r_i : i = 1, \dots, d\})$ and $\text{SB}_1(\theta^\top h, \{r_i : i = 1, \dots, d\})$.*

Proof. From Lemma 5 in Subsection B.1, we conclude that the density is the solution of $\text{OT}_1(\theta^\top h, \{r_i : i = 1, \dots, d\})$. From Theorem 5, we conclude that the density is the solution of $\text{SB}_1(\theta^\top h, \{r_i : i = 1, \dots, d\})$. \square

In the past several years, the theory and applications of these problems have gathered attention in many fields; for details, see [Peyré and Cuturi \(2019\)](#). A computationally efficient iteration algorithm called the Sinkhorn–Knopp algorithm ([Sinkhorn and Knopp \(1967\)](#)) is used to find the optimizer of these problems. The number of marginal densities r_i is typically $d = 2$, and the case $d \geq 3$ is referred to as the multi-marginal optimal transport (e.g. [Rüschendorf and Uckelmann \(2002\)](#) and [Kim and Pass \(2014\)](#)) or multi-marginal Schrödinger problem. Recently, the relationship between the multi-marginal optimal transport and graphical models was pointed out by [Haasler et al. \(2021\)](#).

The optimizer of $\text{OT}_\varepsilon(H, \{r_i : i = 1, \dots, d\})$ converges to that of the optimal transport problem as $\varepsilon \rightarrow 0$ under certain conditions (e.g., [Peyré and Cuturi \(2019\)](#)):

$$\begin{aligned} & \text{Maximize} \quad \int H(x)p(x)dx, \\ & \text{subject to} \quad p \in \mathcal{M}(r_1, \dots, r_d). \end{aligned} \tag{20}$$

From the convergence result, we get the range of expectation parameter $\eta_\theta = \int h(x)p_\theta(x)dx$ of the model (2). Consider this in a one-parameter case $H(x) = \theta h(x)$. By dividing the objective function in (20) by θ , the convergence result implies that η_θ is bounded by the optimal value of (20) and can be numerically obtained by the entropic optimal transport $\text{OT}_{1/\theta}(h, \{r_i : i = 1, \dots, d\})$ for sufficiently large $|\theta|$. Such an argument for obtaining the range of the expectation for copulas was discussed in [Bedford and Wilson \(2014\)](#). To compute Table 1 in Example 4, the domain \mathcal{X}_i was truncated to $\{0, \dots, 20\}$ and the Sinkhorn–Knopp algorithm was applied to find $p(x_1, x_2; \theta, \nu)$ for $\theta = \pm 10$. In fact, the result in Table 1 can also be obtained by the exact solution of the optimal transport problem that maximizes (resp. minimizes) the correlation coefficient. Here, the exact solution has a monotone (resp. anti-monotone) support, which means $p(x)p(\tilde{x}) > 0$ only if $(\tilde{x}_1 - x_1)(\tilde{x}_2 - x_2) \geq 0$ (resp. $(\tilde{x}_1 - x_1)(\tilde{x}_2 - x_2) \leq 0$).

Appendix C: Proof of the results

This supplement provides the proofs of the theoretical results.

C.1. Proof of Theorem 1

We rely on the following lemma. Recall that the space $\mathcal{X} = \prod_{i=1}^d \mathcal{X}_i$ is equipped with a measure $dx = \prod_{i=1}^d dx_i$. For the proof, see Corollary 3.2 of [Csiszár \(1975\)](#), and Corollary 3.6 and Theorem 4.2 of [Borwein, Lewis and Nussbaum \(1994\)](#).

Lemma 9. *Consider a function $k \in L_1(dx)$ that is positive almost everywhere with respect to dx (a.e. dx). Consider the following optimization problem:*

$$\begin{aligned} & \text{Minimize} \quad \int_{\mathcal{X}} u(x) \{\log u(x) - 1\} k(x) dx \\ & \text{subject to} \quad \int_{\mathcal{X}_{-i}} u(x) k(x) dx_{-i} = r_i(x_i) \text{ a.e. } dx_i \text{ for each } i, \\ & \quad u \in L_1(k(x)dx), \quad u(x) \geq 0 \text{ a.e. } dx, \end{aligned}$$

with the convention $0 \log 0 = 0$. If there exists a function $u(x) > 0$ (a.e. $k(x)dx$) that satisfies the constraints and has a finite objective function value, then the problem has a unique optimal solution u_* that is written

as

$$u_*(x) = \prod_{i=1}^d f_i(x_i) \quad (21)$$

for some positive measurable functions f_1, \dots, f_d .

Now suppose that $H(x)$ is integrable with respect to $p_0(x)dx$ and satisfies (5). Define $k(x)$ and $u(x)$ by $k(x) = p_0(x)e^{H(x) - \sum_{i=1}^d b_i(x_i)}$ and $u(x) = e^{-H(x) + \sum_{i=1}^d b_i(x_i)}$. Then $k(x)$ is integrable due to (5) and $u(x)$ satisfies all the requirements in Lemma 9. Indeed, $u(x)k(x)$ has the marginal densities $r_i(x_i)$, $u(x)$ is positive almost everywhere, and the objective function

$$\int u(x) \{\log u(x) - 1\} k(x) dx = \int p_0(x) \left(-H(x) + \sum_{i=1}^d b_i(x_i) - 1 \right) dx$$

is finite by assumption on H and b_i . Using the optimal solution $u_*(x)$ in (21), define

$$p_*(x) := k(x)u_*(x) = p_0(x) \exp \left(H(x) - \sum_{i=1}^d b_i(x_i) + \sum_{i=1}^d \log f_i(x_i) \right).$$

This is of the form (2). Finally, the function $\sum_{i=1}^d \log f_i(x_i)$ belongs to $L_1(p_*(x)dx_i)$ because

$$\int u_*(x) \{\log u_*(x) - 1\} k(x) dx = \int p_*(x) \sum_{i=1}^d \log f_i(x_i) dx - 1$$

is finite. Setting $\psi = \int p_*(x) \sum_{i=1}^d \{b_i(x_i) - \log f_i(x_i)\} dx$ and $a_i(x_i) = b_i(x_i) - \log f_i(x_i) - \psi/d$, we deduce that $H(x)$ is feasible.

The uniqueness of both $\sum_{i=1}^d a_i(x_i)$ and ψ follows from the uniqueness of $p_*(x)$. Indeed, ψ is the expectation of $-\log(p_*(x)/p_0(x)) + H(x)$ with respect to $p_*(x)$ and $\sum_{i=1}^d a_i(x_i)$ is the residual.

C.2. Proof of Theorem 2

Here, we give a proof of Theorem 2.

Proof of Theorem 2. It suffices to show for any subset $S \subset N$ containing ν_0 , we have

$$\mathbb{E} \left[\sup_{\theta \in \Theta, \nu \in S} \frac{1}{n} \left| \log \frac{\prod_{t=1}^n p(x(t); \theta_0, \nu_0)}{\prod_{t=1}^n p(x(t); \theta, \nu)} - \log \frac{f(\pi | M; \theta_0)}{f(\pi | M; \theta)} \right| \right] \leq C \left\{ \sup_{\nu \in S} \tilde{D}(\nu_0, \nu) + \varepsilon_n \right\}$$

with some $C > 0$ not depending on n .

The proof follows four steps. We first construct an approximation of $g(M; \theta, \nu)$ using an ε -net, second approximate the marginal density by the Stirling approximation, third evaluate the approximated marginal density by the approximated Pythagorean relation, and lastly evaluate the residuals.

Preparation: lemmas. Before proving the theorem, we introduce lemmas for the proof:

- (1) The first lemma shows that the Lipschitz continuity of $h(x)$ implies the Lipschitz continuity of the a_j 's;
- (2) The second lemma shows that the boundedness of $h(x)$ implies the boundedness of the a_j 's;
- (3) The third lemma states the finite sample evaluation of the Stirling approximation;
- (4) The fourth lemma states the inequalities related to the log-sum-exp function;
- (5) The fifth lemma states the deviation inequality in the ℓ_1 distance;
- (6) The sixth lemma presents the sensitivity of the entropic optimal transport problems with respect to marginals in the Kullback–Leibler divergence.

Lemma 10. *The Lipschitz continuity of $h(x)$ implies the Lipschitz continuity of the $a_j(x_j; \theta, \nu)$'s with Lipschitz constant ξL_h , where $\xi := \sup_{\theta \in \Theta} \|\theta\|_2$.*

Proof. Fix $j \in \{1, \dots, d\}$. From the constraint (3), we have

$$e^{a_j(x_j; \theta, \nu)} = \int e^{\theta^\top h(x) - \sum_{k \neq j} a_k(x_k; \theta, \nu) - \psi(\theta, \nu)} \prod_{k \neq j} r_k(x_k; \nu) dx_{-j}.$$

For $\tilde{x}_j \neq x_j$, let $\tilde{x} := (x_1, \dots, \tilde{x}_j, \dots, x_d)$. Let $d_j(\cdot, \cdot)$ be the distance in \mathcal{X}_j . Together with the Lipschitz continuity of $h(x)$, this implies

$$\begin{aligned} e^{a_j(x_j; \theta, \nu)} &\leq \int e^{\xi L_h d_j(x_j, \tilde{x}_j) + \theta^\top h(\tilde{x}) - \sum_{k \neq j} a_k(x_k; \theta, \nu) - \psi(\theta, \nu)} \prod_{k \neq j} r_k(x_k; \nu) dx_{-j} \\ &= e^{\xi L_h d_j(x_j, \tilde{x}_j)} e^{a_j(\tilde{x}_j; \theta, \nu)}, \end{aligned}$$

which completes the proof. \square

Lemma 11. *The normalizing functions and the potential function are bounded as $\|\sum_{j=1}^d a_j(\cdot; \theta, \nu)\|_\infty \leq 2d\|\theta^\top h(\cdot)\|_\infty$ and $|\psi(\theta, \nu)| \leq (2d+1)\|\theta^\top h(\cdot)\|_\infty$.*

Proof. Let $H_\infty := \|\theta^\top h(\cdot)\|_\infty$. Fix $j \in \{1, \dots, d\}$. From the constraint (3), we have

$$\begin{aligned} e^{a_j(x_j; \theta, \nu)} &= \int e^{\theta^\top h(x) - \sum_{k \neq j} a_k(x_k; \theta, \nu) - \psi(\theta, \nu)} \prod_{k \neq j} r_k(x_k; \nu) dx_{-j} \\ &\leq e^{H_\infty + \lambda_j} \text{ with } e^{\lambda_j} := \int e^{-\sum_{k \neq j} a_k(x_k; \theta, \nu) - \psi(\theta, \nu)} \prod_{k \neq j} r_k(x_k; \nu) dx_{-j}. \end{aligned}$$

Likewise, we have $e^{a_j(x_j; \theta, \nu)} \geq e^{-H_\infty + \lambda_j}$. Then, we obtain

$$-H_\infty + \lambda_j \leq a_j(x_j; \theta, \nu) \leq H_\infty + \lambda_j.$$

Together with the constraint (4), taking the sum of this over j and the expectation with respect to $p(x; \theta, \nu)$ yields $-dH_\infty \leq \sum_{j=1}^d \lambda_j \leq dH_\infty$, which implies

$$-2dH_\infty \leq -dH_\infty - \sum_{j=1}^d \lambda_j \leq \sum_{j=1}^d a_j(x_j; \theta, \nu) \leq dH_\infty + \sum_{j=1}^d \lambda_j \leq 2dH_\infty.$$

This together with the definition of $\psi(\theta, \nu)$ completes the proof. \square

Lemma 12 (e.g., Robbins (1955)). *For $l \in \mathbb{N}$, we have*

$$l^l e^{-l(2\pi l)^{1/2}} \left(1 + \frac{1}{12l+1}\right) \leq l! \leq l^l e^{-l(2\pi l)^{1/2}} \left(1 + \frac{1}{12l}\right).$$

Lemma 13. *For $l \in \mathbb{N}$, $\{x_j \in \mathbb{R} : j = 1, \dots, l\}$, and $\beta > 0$, we have*

$$\max_{j=1, \dots, l} \{x_j\} \leq \frac{1}{\beta} \log \sum_{j=1}^l \exp(\beta x_j) \leq \max_{j=1, \dots, l} \{x_j\} + \frac{1}{\beta} \log l.$$

Proof. The left-hand side relation follows from $\exp(\max_{j=1, \dots, l} \{x_j\}) \leq \sum_{j=1}^l \exp(x_j)$. The right-hand side relation follows from $\sum_{j=1}^l \exp(\beta x_j) \leq l \exp(\beta \max_{j=1, \dots, l} \{x_j\})$. \square

Lemma 14. Let l be a positive integer greater than 2 and $Y = (Y_j)_{j=1}^l$ be a random vector following the multinomial distribution with n trials and event probabilities $p = (p_j)_{j=1}^l$. Let $D(p^1, p^2)$ be the Kullback–Leibler divergence from p^1 to p^2 , where p^1 and p^2 are probability densities on $[l] = \{1, \dots, l\}$. Then, for $\delta > (6l/n)^{1/2}$, we have

$$\begin{aligned}\Pr(\|Y/n - p\|_1 \geq \delta) &\leq 2 \exp(-n\delta^2/(2l)) \text{ and} \\ \Pr(D(Y/n, p) \geq \delta^2) &\leq 2 \exp(-n\delta^2/(2l)).\end{aligned}$$

Proof. From Theorem 2.1 in [Weissman et al. \(2003\)](#), we have

$$\Pr(\|Y/n - p\|_1 \geq \delta) \leq 2^l e^{-n\delta^2 \varphi(\pi_p)/4},$$

where $\varphi(a) := \{1/(1-2a)\} \log\{(1-a)/a\}$ for $a \in [0, 1/2]$ and $\varphi(1/2) = 2$, and π_p is some point in $[0, 1/2]$. Since $\varphi(a) \geq 2$ for $a \in [0, 1/2]$, we have

$$\Pr(\|Y/n - p\|_1 \geq \delta) \leq 2^l e^{-n\delta^2/2}.$$

Observe that for $\delta \geq (4l/n)^{1/2}$, we have

$$(l-1) \log 2 \leq l \leq \frac{1}{4} n\delta^2 \leq \frac{1}{2} (1 - 1/l) n\delta^2.$$

This implies

$$\Pr(\|Y/n - p\|_1 \geq \delta) \leq 2^l e^{-n\delta^2/2} \leq 2e^{-n\delta^2/(2l)}.$$

From Theorem I.2 in [Agrawal \(2020\)](#), we have

$$\Pr(D(Y/n, p) \geq \delta^2) \leq e^{-n\delta^2 + (l-1) \log\{(en\delta^2)/(l-1)\}}.$$

Observe that for $\delta \geq (6l/n)^{1/2}$, we have

$$n\delta^2 - (l-1) \log \frac{en\delta^2}{l-1} > \frac{n\delta^2}{2} - \log 2 > \frac{1}{2} \frac{n\delta^2}{l-1} - \log 2 > \frac{1}{2} \frac{n\delta^2}{l} - \log 2$$

from the inequality $x > 2 + 2 \log x$ for $x > 6$. So, we get

$$\Pr(D(Y/n, p) \geq \delta^2) \leq 2e^{-n\delta^2/(2l)},$$

which completes the proof. \square

Lemma 15. Let $I = \prod_{j=1}^d I_j$ be a finite set and let H be a function on I . Let $D(\cdot, \cdot)$ be the Kullback–Leibler divergence between probability densities on I . For a probability density π on I , probability densities $\{\pi_j\}$ on I_j s, and a function H on I , define

$$\mathcal{S}(\pi; \{\pi_j\}, H) := \sum_{i \in I} H(i) \pi(i) - \sum_{i \in I} \pi(i) \log \frac{\pi(i)}{\prod_{j=1}^d \pi_j(i_j)}.$$

Let $\{p_j : j = 1, \dots, d\}$ and $\{q_j : j = 1, \dots, d\}$ be probability densities on I_j s, respectively. Let p be a density maximizing $\mathcal{S}(\pi; \{p_j\}, H)$ with respect to π of which the j -th marginal density is p_j for each j . Let q be a density maximizing $\mathcal{S}(\pi; \{q_j\}, H)$ with respect to π of which the j -th marginal density is q_j for each j . Then, we have

$$D(p, q) \leq (4d+2) \max_{i \in I} |H(i)| \sum_{j=1}^d \|p_j - q_j\|_1 + \sum_{j=1}^d D(p_j, q_j).$$

Proof. Denote by $a_j^p(i_j)$ the normalizing functions of p , and denote by ψ^p the potential function of p , respectively. Denote by $a_j^q(i_j)$ the normalizing functions of q , and denote by ψ^q the potential function of q , respectively.

Observe that we have

$$D(p, q) = \mathbb{E}_p \left[\left\{ \sum_{j=1}^d a_j^q(i_j) + \psi^q \right\} - \left\{ \sum_{j=1}^d a_j^p(i_j) + \psi^p \right\} \right] + \sum_{j=1}^d D(p_j, q_j),$$

where \mathbb{E}_p denotes the expectation with respect to p . From Lemma 11, the boundedness of H implies

$$\sum_{j=1}^d a_j^q(i_j) + \psi^q \leq A := (4d+1) \max_{i \in I} |H(i)|.$$

Then, we get

$$\begin{aligned} & \mathbb{E}_p \left[\left\{ \sum_{j=1}^d a_j^q + \psi^q \right\} - \left\{ \sum_{j=1}^d a_j^p + \psi^p \right\} \right] \\ & \leq A \sum_{j=1}^d \|p_j - q_j\|_1 + \mathbb{E}_q \left[\left\{ \sum_{j=1}^d a_j^q + \psi^q \right\} \right] - \mathbb{E}_p \left[\left\{ \sum_{j=1}^d a_j^p + \psi^p \right\} \right] \\ & = A \sum_{j=1}^d \|p_j - q_j\|_1 + \mathcal{S}(q; \{q_j\}, H) - \mathcal{S}(p; \{p_j\}, H), \end{aligned}$$

where the last equation follows since

$$\mathcal{S}(p; \{p_j\}, H) = \mathbb{E}_p \left[\sum_{j=1}^d a_j^p(i_j) + \psi^p \right].$$

From Theorem 3.6 (ii) of Eckstein and Nutz (2021) stating

$$|\mathcal{S}(q; \{q_j\}, H) - \mathcal{S}(p; \{p_j\}, H)| \leq \max_{i \in I} |H(i)| \sum_{j=1}^d \|p_j - q_j\|_1,$$

we obtain

$$\mathbb{E}_p \left[\left\{ \sum_{j=1}^d a_j^q + \psi^q \right\} - \left\{ \sum_{j=1}^d a_j^p + \psi^p \right\} \right] \leq \left(A + \max_{i \in I} |H(i)| \right) \sum_{j=1}^d \|p_j - q_j\|_1,$$

which gives

$$D(p, q) \leq \left(A + \max_{i \in I} |H(i)| \right) \sum_{j=1}^d \|p_j - q_j\|_1 + \sum_{j=1}^d D(p_j, q_j)$$

and completes the proof. \square

First step: Approximation of the marginal likelihood of M . We begin with providing an approximation of the marginal likelihood $g(M; \theta, \nu)$ of M . To do so, we prepare a partition of the sample space as follows: Fix $\varepsilon > 0$.

1. For $j = 1, \dots, d$, let $I_j(\varepsilon) = \mathcal{N}(\mathcal{X}_j, d_i, \varepsilon)$;

2. Let $I(\varepsilon) := [I_1(\varepsilon)] \times \cdots \times [I_d(\varepsilon)] = \{1, \dots, I_1(\varepsilon)\} \times \cdots \times \{1, \dots, I_d(\varepsilon)\}$;
3. For $j = 1, \dots, d$, let $\mathcal{X}_j^\varepsilon := \{y_{j,k}^\varepsilon : k \in [I_j(\varepsilon)]\}$ be an ε -net with cardinality $I_j(\varepsilon)$;
4. Let $\mathcal{X}^\varepsilon := \mathcal{X}_1^\varepsilon \times \cdots \times \mathcal{X}_d^\varepsilon$;
5. For $j = 1, \dots, d$, we denote the ball in \mathcal{X}_j with center $x_j \in \mathcal{X}_j$ and radius $r > 0$ by $B_j(x_j, r)$;
6. For $j = 1, \dots, d$, create a partition $\mathcal{P}_j := \sqcup_{k=1}^{I_j(\varepsilon)} D_{j,k}^\varepsilon$ of \mathcal{X}_j as follows: Set $D_{j,1}^\varepsilon = B_j(y_{j,1}^\varepsilon, \varepsilon)$. For $k > 2$, set $D_{j,k}^\varepsilon = B_j(y_{j,k}^\varepsilon, \varepsilon) \setminus (\sqcup_{k'=1, \dots, k-1} D_{j,k'}^\varepsilon)$ sequentially;
7. Let $\mathcal{P} := \sqcup_{i \in I(\varepsilon)} D_i^\varepsilon$ be a partition of \mathcal{X} , where $D_i^\varepsilon := \prod_{j=1}^d D_{j,i_j}^\varepsilon$ for $i = (i_1, \dots, i_d) \in I(\varepsilon)$.

Using this partition, we approximate the density $p(x; \theta, \nu)$ and the marginal density $g(M; \theta)$ as follows. Let $H_\theta(x) = \theta^\top h(x)$ and let

$$H_\theta^\varepsilon(x) := \sum_{i \in I(\varepsilon)} H_\theta(y_i^\varepsilon) 1_{D_i^\varepsilon}(x) \text{ and}$$

$$a_j^\varepsilon(x_j; \theta, \nu) := \sum_{i_j \in [I_j(\varepsilon)]} a_j(y_{j,i_j}^\varepsilon; \theta, \nu) 1_{D_{j,i_j}^\varepsilon}(x_j) \quad \text{for } j = 1, \dots, d.$$

Let $\psi^\varepsilon(\theta, \nu)$ and $p^\varepsilon(x; \theta, \nu)$ be given by

$$\psi^\varepsilon(\theta, \nu) = \log \int \exp \left(H_\theta^\varepsilon(x) - \sum_{j=1}^d a_j^\varepsilon(x_j; \theta, \nu) \right) p_0(x) dx \quad \text{and}$$

$$p^\varepsilon(x; \theta, \nu) = \exp \left(H_\theta^\varepsilon(x) - \sum_{j=1}^d a_j^\varepsilon(x_j; \theta, \nu) - \psi^\varepsilon(\theta, \nu) \right) p_0(x),$$

respectively. Note that $p^\varepsilon(x; \theta, \nu)$ is a density in a minimum information dependence model but its marginal densities $\{r_j^\varepsilon(x_j; \theta, \nu) : j = 1, \dots, d\}$ are not necessarily the same as those of $p(x; \theta, \nu)$. We denote the corresponding marginal distribution of M by $g^\varepsilon(M; \theta, \nu)$.

Here we show $\log g^\varepsilon(M; \theta, \nu)$ is a $(2L\varepsilon)$ -approximation of $\log g(M; \theta, \nu)$ with $L := (d+1)\xi L_h$. Fix $j = 1, \dots, d$. For any $x_j \in \mathcal{X}_j$, there exists $i_j \in [I_j(\varepsilon)]$ such that $d_j(x_j, y_{j,i_j}^\varepsilon) \leq \varepsilon$. Therefore, we have

$$|a_j(x_j; \theta, \nu) - a_j^\varepsilon(x_j; \theta, \nu)| = |a_j(x_j; \theta, \nu) - a_j(y_{j,i_j}^\varepsilon; \theta, \nu)| \leq \xi L_h d_j(x_j, y_{j,i_j}^\varepsilon) \leq \xi L_h \varepsilon,$$

where the first inequality follows from Lemma 10. By a similar reasoning to the above, we have

$$|H_\theta(x) - H_\theta^\varepsilon(x)| \leq \sup_{\theta \in \Theta} \|\theta\|_2 \|h(x) - h(y_i^\varepsilon)\|_2 \leq \xi L_h \varepsilon.$$

Together with the identity

$$\begin{aligned} \psi(\theta, \nu) - \psi^\varepsilon(\theta, \nu) &= \log \int e^{H_\theta(x) - H_\theta^\varepsilon(x) + H_\theta^\varepsilon(x) - \sum_{j=1}^d a_j + \sum_{j=1}^d a_j^\varepsilon - \sum_{j=1}^d a_j^\varepsilon} p_0 dx \\ &\quad - \log \int e^{H_\theta^\varepsilon(x) - \sum_{j=1}^d a_j^\varepsilon(x_j; \theta, \nu)} p_0 dx, \end{aligned}$$

these inequalities imply

$$|\psi(\theta, \nu) - \psi^\varepsilon(\theta, \nu)| \leq L\varepsilon.$$

Consequently, we have

$$\begin{aligned} &|\log p(x; \theta, \nu) - \log p^\varepsilon(x; \theta, \nu)| \\ &= \left| H_\theta(x) - H_\theta^\varepsilon(x) - \sum_{j=1}^d a_j(x_j; \theta, \nu) + \sum_{j=1}^d a_j^\varepsilon(x_j; \theta, \nu) - \psi(\theta, \nu) + \psi^\varepsilon(\theta, \nu) \right| \end{aligned}$$

$$\leq 2L\varepsilon. \quad (22)$$

Thus, we obtain

$$\begin{aligned} \left| \frac{1}{n} \log \frac{g(M; \theta, \nu)}{g^\varepsilon(M; \theta, \nu)} \right| &= \left| \frac{1}{n} \log \frac{\sum_{\pi \in \mathbb{S}_n^d} \prod_{t=1}^n p(x(t); \theta, \nu)}{\sum_{\pi \in \mathbb{S}_n^d} \prod_{t=1}^n p^\varepsilon(x(t); \theta, \nu)} \right| \\ &\leq \left| \frac{1}{n} \log \exp(2L\varepsilon n) \right| = 2L\varepsilon. \end{aligned} \quad (23)$$

Second step: asymptotic expansion of the marginal likelihood ratio. We next give an asymptotic expansion of $\log g^\varepsilon(M; \theta_0, \nu)/g^\varepsilon(M; \theta, \nu)$ by using the following contingency table:

1. For $i = (i_j)_{j=1}^d \in I(\varepsilon)$, let $N(i) := |\{t \in [n] : x(t) \in \prod_{j=1}^d D_{j,i_j}^\varepsilon\}|$.
2. Then, $N = (N(i))_{i \in I(\varepsilon)}$ is an $I_1(\varepsilon) \times I_2(\varepsilon) \times \cdots \times I_d(\varepsilon)$ -frequency table.
3. For $i = (i_j)_{j=1}^d \in I(\varepsilon)$, the expected frequency of $N(i)$ is

$$p^*(i) := \int_{D_i^\varepsilon} p(x; \theta_0, \nu_0) dx.$$

4. For $j = 1, \dots, d$, we denote the marginal frequency of $i_j \in [I_j(\varepsilon)]$ by $N_j(i_j)$.
5. For $j = 1, \dots, d$ and $i_j \in [I_j(\varepsilon)]$, the expected frequency of $N_j(i_j)$ is

$$p_j^*(i_j) := \int_{D_{j,i_j}^\varepsilon} r_j(x_j; \nu_0) dx_j.$$

6. We denote by $\mathcal{T}(\varepsilon)$ the set of $I_1(\varepsilon) \times I_2(\varepsilon) \times \cdots \times I_d(\varepsilon)$ -frequency tables that have the same marginal frequencies as N .

Define the probability density $p_{\theta, \nu}^\varepsilon$ on $I(\varepsilon)$ as

$$p_{\theta, \nu}^\varepsilon(i) := \int_{D_i^\varepsilon} p^\varepsilon(x; \theta, \nu) dx \quad \text{for } i \in I(\varepsilon).$$

Note that we have

$$p_{\theta, \nu}^\varepsilon(i) = \exp \left\{ H_\theta(y_i^\varepsilon) - \sum_{j=1}^d a_j \left(y_{j,i_j}^\varepsilon; \theta, \nu \right) - \psi^\varepsilon(\theta, \nu) \right\} \prod_{j=1}^d \int_{D_{j,i_j}^\varepsilon} r_j(x_j; \nu) dx_j$$

and this forms a minimum information dependence model with the canonical statistics $h^\varepsilon : i \mapsto h(y_i^\varepsilon)$. Then, observe that for any $x \in \mathcal{X}$, there exists $i(x) \in I(\varepsilon)$ such that $x \in D_{i(x)}^\varepsilon$, and we have

$$\begin{aligned} p^\varepsilon(x; \theta, \nu) &= \exp \left\{ H_\theta(y_{i(x)}^\varepsilon) - \sum_{j=1}^d a_j \left(y_{j,i_j(x)}^\varepsilon; \theta, \nu \right) - \psi^\varepsilon(\theta, \nu) \right\} \prod_{j=1}^d r_j(x_j; \nu) \\ &= p_{\theta, \nu}^\varepsilon(i(x)) \frac{\prod_{j=1}^d r_j(x_j; \nu)}{\prod_{j=1}^d \int_{D_{j,i_j(x)}^\varepsilon} r_j(x_j; \nu) dx_j}. \end{aligned}$$

This implies

$$\prod_{t=1}^n p^\varepsilon(x(t); \theta, \nu) = \mathcal{R}_0(M) \prod_{i \in I(\varepsilon)} p_{\theta, \nu}^\varepsilon(i)^{N(i)},$$

where $\mathcal{R}_0(M)$ is defined by

$$\mathcal{R}_0(M; \nu) := \prod_{t=1}^n \frac{\prod_{j=1}^d r_j(x_j(t); \nu)}{\prod_{j=1}^d \int_{D_{j, i_j(x(t))}^\varepsilon} r_j(x_j; \nu) dx_j}$$

and depends only on M , ν , and ε . This implies

$$\begin{aligned} g^\varepsilon(M; \theta, \nu) &= \mathcal{R}_0(M; \nu) \sum_{\pi \in \mathbb{S}_n^d} \prod_{i \in I(\varepsilon)} p_{\theta, \nu}^\varepsilon(i)^{N(i)} \\ &= \mathcal{R}_0(M; \nu) \sum_{\tilde{N} \in \mathcal{T}(\varepsilon)} C(\tilde{N}) \prod_{i \in I(\varepsilon)} p_{\theta, \nu}^\varepsilon(i)^{\tilde{N}(i)}, \end{aligned}$$

where $C(\tilde{N})$ is the number of permutations such that the frequency table is \tilde{N} . Note that we have

$$C(\tilde{N}) = n! \prod_{j=1}^d \prod_{i_j \in [I_j(\varepsilon)]} \tilde{N}_j(i_j)! \Big/ \prod_{i \in I(\varepsilon)} \tilde{N}(i)!.$$

This yields

$$g^\varepsilon(M; \theta, \nu) = \mathcal{R}_0(M; \nu) \sum_{\tilde{N} \in \mathcal{T}(\varepsilon)} \frac{n! \prod_{j=1}^d \prod_{i_j \in [I_j(\varepsilon)]} \tilde{N}_j(i_j)!}{\prod_{i \in I(\varepsilon)} \tilde{N}(i)!} \prod_{i \in I(\varepsilon)} p_{\theta, \nu}^\varepsilon(i)^{\tilde{N}(i)}. \quad (24)$$

We then expand $g^\varepsilon(M; \theta, \nu)$ by using the finite sample evaluation of the Stirling approximation (Lemma 12). For $\tilde{N} \in \mathcal{T}(\varepsilon)$ with $\tilde{N}(i) \neq 0$ for all $i \in I$, Lemma 12 gives

$$\prod_{j, i_j} \tilde{N}_j(i_j)! \leq e^{\sum_{j, i_j} \tilde{N}_j(i_j) \log \tilde{N}_j(i_j) - nd} \prod_{j, i_j} \left(2\pi \tilde{N}_j(i_j) \right)^{\frac{1}{2}} \left(1 + \frac{1}{12\tilde{N}_j(i_j)} \right), \quad (25)$$

where the index j ranges from 1 to d and the index i_j ranges from 1 to $I_j(\varepsilon)$. Also, we have

$$\prod_{i \in I(\varepsilon)} \tilde{N}(i)! \geq e^{\sum_{i \in I(\varepsilon)} \tilde{N}(i) \log \tilde{N}(i) - n} \prod_{i \in I(\varepsilon)} \left(2\pi \tilde{N}(i) \right)^{\frac{1}{2}} \left(1 + \frac{1}{12\tilde{N}(i) + 1} \right). \quad (26)$$

Let $D(p, q)$ be the Kullback–Leibler divergence from a probability density p on $I(\varepsilon)$ to a probability density q on $I(\varepsilon)$. Then, we have

$$\prod_{i \in I(\varepsilon)} p_{\theta, \nu}^\varepsilon(i)^{\tilde{N}(i)} = e^{-nD(\hat{p}, p_{\theta, \nu}^\varepsilon) - n \log n + \sum_{i \in I(\varepsilon)} \tilde{N}(i) \log \tilde{N}(i)}. \quad (27)$$

These three inequalities (25)–(27), together with the trivial inequality $0^0 e^{-0} \leq 0! \leq 0^0 e^{-0}$, imply

$$g^\varepsilon(M; \theta, \nu) \leq n! e^{nd \log n - nd + n} \mathcal{R}_0(M; \nu) \sum_{\tilde{N} \in \mathcal{T}(\varepsilon)} e^{nQ(\hat{p}, p_{\theta, \nu}^\varepsilon)} f_1(\tilde{N}),$$

where $Q(p, q)$ for two probability densities p and q on $I(\varepsilon)$, with p having marginals r_j , is defined by

$$Q(p, q) := -D(p, q) + \sum_{j=1}^d \sum_{i_j \in I_j(\varepsilon)} r_j(i_j) \log r_j(i_j)$$

taking $0 \log 0 = 0$, and $f_1(\tilde{N})$ is defined by

$$f_1(\tilde{N}) := \frac{\prod_{j \in [d], i_j \in [I_j(\varepsilon)]: \tilde{N}_j(i_j) > 0} \left(2\pi \tilde{N}_j(i_j)\right)^{1/2} \left(1 + \frac{1}{12\tilde{N}_j(i_j)}\right)}{\prod_{i \in I(\varepsilon): \tilde{N}(i) > 0} \left(2\pi \tilde{N}(i)\right)^{1/2} \left(1 + \frac{1}{12\tilde{N}(i)+1}\right)}.$$

Since there exists an absolute constant $C_1 > 0$ such that

$$f_1(\tilde{N}) \leq (C_1 n)^{\sum_{j=1}^d I_j(\varepsilon)/2},$$

we have

$$g^\varepsilon(M; \theta, \nu) \leq \mathcal{R}(M; \nu) (C_1 n)^{\sum_{j=1}^d I_j(\varepsilon)/2} \sum_{\tilde{N} \in \mathcal{T}(\varepsilon)} e^{nQ(\hat{p}, p_{\theta, \nu}^\varepsilon)}, \quad (28)$$

where $\mathcal{R}(M; \nu)$ is defined by

$$\mathcal{R}(M; \nu) := n! e^{nd \log n - nd + n} \mathcal{R}_0(M; \nu).$$

Likewise, we have, for an absolute constant $C_2 > 0$ such that

$$g^\varepsilon(M; \theta, \nu) \geq \mathcal{R}(M; \nu) (C_2 n)^{-\sum_{j=1}^d I_j(\varepsilon)/2} \sum_{\tilde{N} \in \mathcal{T}(\varepsilon)} e^{nQ(\hat{p}, p_{\theta, \nu}^\varepsilon)}. \quad (29)$$

We lastly evaluate $(1/n) \log g^\varepsilon(M; \theta_0, \nu_0) / g^\varepsilon(M; \theta, \nu)$ by applying the inequality of the log-sum-exp function (Lemma 13). Lemma 13 gives

$$\max_{\tilde{N} \in \mathcal{T}(\varepsilon)} Q(\hat{p}, p_{\theta, \nu}^\varepsilon) \leq \frac{1}{n} \log \sum_{\tilde{N} \in \mathcal{T}(\varepsilon)} e^{nQ(\hat{p}, p_{\theta, \nu}^\varepsilon)} \leq \max_{\tilde{N} \in \mathcal{T}(\varepsilon)} Q(\hat{p}, p_{\theta, \nu}^\varepsilon) + \frac{\log |\mathcal{T}(\varepsilon)|}{n}.$$

Together with (28) and (29), this implies

$$\begin{aligned} & \frac{1}{n} \log \frac{g^\varepsilon(M; \theta_0, \nu_0)}{g^\varepsilon(M; \theta, \nu)} \\ & \leq \max_{\tilde{N} \in \mathcal{T}(\varepsilon)} Q(\hat{p}, p_{\theta_0, \nu_0}^\varepsilon) - \max_{\tilde{N} \in \mathcal{T}(\varepsilon)} Q(\hat{p}, p_{\theta, \nu}^\varepsilon) + \frac{1}{n} \log \frac{\mathcal{R}_0(M; \nu_0)}{\mathcal{R}_0(M; \nu)} + R_1(n, \varepsilon) \\ & = \inf_{p \in \mathcal{M}(\{\hat{p}_j\})} D(p, p_{\theta, \nu}^\varepsilon) - \inf_{p \in \mathcal{M}(\{\hat{p}_j\})} D(p, p_{\theta_0, \nu_0}^\varepsilon) + \frac{1}{n} \log \frac{\mathcal{R}_0(M; \nu_0)}{\mathcal{R}_0(M; \nu)} + R_1(n, \varepsilon), \end{aligned} \quad (30)$$

where $\mathcal{M}(\{\hat{p}_j\})$ is the set of probability densities on $I(\varepsilon)$ with marginal densities $(\hat{p}_j = N_j/n)_{j=1}^d$ and $R_1(n, \varepsilon)$ is defined by

$$R_1(n, \varepsilon) := \frac{\log |\mathcal{T}(\varepsilon)|}{n} + \frac{\sum_{j=1}^d I_j(\varepsilon)}{2} \frac{\log(C_1 C_2 n^2)}{n}.$$

Also, we get

$$\begin{aligned} \frac{1}{n} \log \frac{g^\varepsilon(M; \theta_0, \nu_0)}{g^\varepsilon(M; \theta, \nu)} & \geq \inf_{p \in \mathcal{M}(\{\hat{p}_j\})} D(p, p_{\theta, \nu}^\varepsilon) - \inf_{p \in \mathcal{M}(\{\hat{p}_j\})} D(p, p_{\theta_0, \nu_0}^\varepsilon) \\ & \quad + \frac{1}{n} \log \frac{\mathcal{R}_0(M; \nu_0)}{\mathcal{R}_0(M; \nu)} - R_1(n, \varepsilon). \end{aligned} \quad (31)$$

Third step: evaluation of $\inf_{p \in \mathcal{M}(\{\hat{p}_j\})} D(p, p_{\theta, \nu}^\varepsilon)$. We begin by measuring the ℓ_1 distances between the following marginal densities on $[I_j(\varepsilon)]$ s:

1. \hat{p}_j : the marginal density of \hat{p} that only depends on N_j ;

2. p_j^* : the marginal density of p^* ;
3. $p_{j,\theta,\nu}^\varepsilon$: the marginal density of $p_{\theta,\nu}^\varepsilon$ given by

$$p_{j,\theta,\nu}^\varepsilon(i_j) := \sum_{k \neq j, i_k \in [I_k(\varepsilon)]} p_{\theta,\nu}^\varepsilon(i);$$

4. $p_{j,\theta_0,\nu_0}^\varepsilon$: the marginal density of $p_{\theta_0,\nu_0}^\varepsilon$.

Let $\delta > 0$. From the union bound and Lemma 14, we have

$$\begin{aligned} & \Pr \left(\max_{j=1,\dots,d} \|\hat{p}_j - p_j^*\|_1 \leq \delta, \max_{j=1,\dots,d} D(\hat{p}_j, p_j^*) \leq \delta^2 \right) \\ & \geq 1 - \sum_{j=1}^d \Pr(\|\hat{p}_j - p_j^*\|_1 > \delta) - \sum_{j=1}^d \Pr(D(\hat{p}_j, p_j^*) > \delta^2) \\ & \geq 1 - 4 \sum_{j=1}^d \exp \left\{ -\frac{n\delta^2}{2I_j(\varepsilon)} \right\}. \end{aligned} \quad (32)$$

Note that we have

$$p_j^*(i_j) = \int_{\mathcal{X}_1 \times \dots \times D_{j,i_j}^\varepsilon \times \dots \times \mathcal{X}_d} p(x; \theta_0, \nu_0) dx = \sum_{k \neq j, i_k \in [I_k(\varepsilon)]} \int_{D_i^\varepsilon} p(x; \theta_0, \nu_0) dx.$$

This gives

$$\max_{j=1,\dots,d} \left| \log \frac{p_j^*(i_j)}{p_{j,\theta_0,\nu_0}^\varepsilon(i_j)} \right| \leq 2L\varepsilon \quad (33)$$

and

$$|p_j^*(i_j) - p_{j,\theta_0,\nu_0}^\varepsilon(i_j)| \leq p_j^*(i_j) \max \{1 - e^{-2L\varepsilon}, e^{2L\varepsilon} - 1\}.$$

The latter inequality, together with the inequalities $\exp(x) - 1 < 2x$ for $0 < x < 1$, and $1 - \exp(-x) < x$ for $0 < x < 1$, gives

$$\max_{j=1,\dots,d} \|p_j^* - p_{j,\theta_0,\nu_0}^\varepsilon\|_1 \leq 4L\varepsilon, \quad (34)$$

provided that $4L\varepsilon < 1$. Further, letting $p_{j,\nu}^*(i_j) := \int_{D_{j,i_j}^\varepsilon} r_j(x_j; \nu) dx_j$, a similar argument gives

$$\begin{aligned} \max_{j=1,\dots,d} \|p_j^* - p_{j,\theta,\nu}^\varepsilon\|_1 & \leq 4L\varepsilon + \max_{j=1,\dots,d} \sum_{i_j \in I_j(\varepsilon)} \left| \int_{D_{j,i_j}^\varepsilon} \{r_j(x_j; \nu_0) - r_j(x_j; \nu)\} dx_j \right| \\ & \leq 4L\varepsilon + \max_{j=1,\dots,d} \sum_{i_j \in I_j(\varepsilon)} \int_{D_{j,i_j}^\varepsilon} |r_j(x_j; \nu_0) - r_j(x_j; \nu)| dx_j \\ & = 4L\varepsilon + \max_{j=1,\dots,d} \|r_j(\cdot; \nu_0) - r_j(\cdot; \nu)\|_1, \end{aligned} \quad (35)$$

provided that $4L\varepsilon < 1$.

We next employ Lemma 15 to evaluate $\inf_{p \in \mathcal{M}(\{\hat{p}_j\})} D(p, p_{\theta,\nu}^\varepsilon)$. First, consider

$$\inf_{p \in \mathcal{M}(\{\hat{p}_j\})} D(p, p_{\theta_0,\nu_0}^\varepsilon).$$

Let \check{p}_{θ_0} be the density on $I(\varepsilon)$ maximizing

$$\sum_{i \in I(\varepsilon)} H_{\theta_0}^\varepsilon(y_i^\varepsilon) p(i) - \sum_{i=(i_1,\dots,i_d) \in I(\varepsilon)} p(i) \log \frac{p(i)}{\prod_{j=1}^d \hat{p}_j(i_j)}$$

such that $p \in \mathcal{M}(\{\widehat{p}_j\})$. From Lemma 8, we have

$$\inf_{p \in \mathcal{M}(\{\widehat{p}_j\})} D(p, p_{\theta_0, \nu_0}^\varepsilon) = D(\check{p}_{\theta_0}, p_{\theta_0, \nu_0}^\varepsilon). \quad (36)$$

Applying Lemma 15 to equation (36) gives

$$\begin{aligned} D(\check{p}_{\theta_0}, p_{\theta_0, \nu_0}^\varepsilon) &\leq (4d+2) \max_{i \in I(\varepsilon)} |H_{\theta_0}^\varepsilon(y_i^\varepsilon)| \sum_{j=1}^d \|\widehat{p}_j - p_{j, \theta_0, \nu_0}^\varepsilon\|_1 + \sum_{j=1}^d D(\widehat{p}_j, p_{j, \theta_0, \nu_0}^\varepsilon) \\ &\leq (4d+2)d \max_{i \in I(\varepsilon)} |H_{\theta_0}^\varepsilon(i)| (\delta + 4L\varepsilon) + d(\delta^2 + 2L\varepsilon) \end{aligned}$$

with probability at least $1 - 4 \sum_{j=1}^d \exp\{-n\delta^2/(2I_j(\varepsilon))\}$, provided that $4L\varepsilon < 1$. Since for the diameter $\text{diam}(\mathcal{X})$ of \mathcal{X} , we have

$$\max_{i \in I(\varepsilon)} |H_{\theta_0}^\varepsilon(y_i^\varepsilon)| \leq \xi\{L\varepsilon + L_h \text{diam}(\mathcal{X})\},$$

we obtain

$$\Pr \left(\inf_{p \in \mathcal{M}(\{\widehat{p}_j\})} D(p, p_{\theta_0, \nu_0}^\varepsilon) \leq U(\delta + \delta^2 + 6L\varepsilon) \right) \geq 1 - 4 \sum_{j=1}^d \exp \left\{ -\frac{n\delta^2}{2I_j(\varepsilon)} \right\} \quad (37)$$

with

$$U := (4d+2)d\xi(1/4 + L_h \text{diam}(\mathcal{X})) + d,$$

provided that $4L\varepsilon < 1$. Second, consider $\inf_{p \in \mathcal{M}(\{\widehat{p}_j\})} D(p, p_{\theta, \nu}^\varepsilon)$. A similar argument gives

$$D(\check{p}_\theta, p_{\theta, \nu}^\varepsilon) \leq (4d+2)\xi\{L\varepsilon + L_h \text{diam}(\mathcal{X})\} \sum_{j=1}^d \|\widehat{p}_j - p_{j, \theta, \nu}^\varepsilon\|_1 + \sum_{j=1}^d D(\widehat{p}_j, p_{j, \theta, \nu}^\varepsilon).$$

Here we have

$$\sum_{j=1}^d \|\widehat{p}_j - p_{j, \theta, \nu}^\varepsilon\|_1 \leq 4Ld\varepsilon + d\delta + \sum_{j=1}^d \|r_j(\cdot; \nu_0) - r_j(\cdot; \nu)\|_1$$

and we have

$$\begin{aligned} \sum_{j=1}^d D(\widehat{p}_j, p_{j, \theta, \nu}^\varepsilon) &\leq 2Ld\varepsilon + \sum_{j=1}^d D(\widehat{p}_j, p_{j, \nu}) \\ &\leq 2Ld\varepsilon + \sum_{j=1}^d D(p_j^*, p_{j, \nu}) + d\delta^2 \end{aligned}$$

with probability at least $1 - 4 \sum_{j=1}^d \exp\{-n\delta^2/(2I_j(\varepsilon))\}$, where

$$p_{j, \nu}(i_j) := \int_{\mathcal{X}_1 \times \cdots \times D_{j, i_j}^\varepsilon \times \cdots \times \mathcal{X}_d} p(x; \theta, \nu) dx$$

and Lemma 14 is used. Since the data processing inequality gives

$$D(p_j^*, p_{j, \nu}) \leq D(r_j(\cdot; \nu_0), r_j(\cdot; \nu)),$$

we obtain

$$\begin{aligned} & \Pr \left(\inf_{p \in \mathcal{M}(\{\hat{p}_j\})} D(p, p_{\theta, \nu}^\varepsilon) \leq U\tilde{D}(\nu_0, \nu) + U(\delta + \delta^2 + 6L\varepsilon) \right) \\ & \geq 1 - 4 \sum_{j=1}^d \exp \left\{ -\frac{n\delta^2}{2I_j(\varepsilon)} \right\}, \end{aligned} \quad (38)$$

provided that $4L\varepsilon < 1$.

Final step: evaluation of remaining terms. We finally combine inequalities (30), (31), and (37) to complete the proof. Assume that $4L\varepsilon < 1$. Inequalities (30), (31), and (37) yield

$$\left| \frac{1}{n} \log \frac{g^\varepsilon(M; \theta_0, \nu_0)}{g^\varepsilon(M; \theta, \nu)} \right| \leq \frac{1}{n} \log \frac{\mathcal{R}_0(M; \nu_0)}{\mathcal{R}_0(M; \nu)} + R_1(n, \varepsilon) + U \left\{ \tilde{D}(\nu_0, \nu) + \delta + \delta^2 + 6L\varepsilon \right\}$$

with probability at least $1 - 4 \sum_{j=1}^d \exp\{-n\delta^2/(2I_j(\varepsilon))\}$.

Consider an upper bound of $(1/n) \log \mathcal{R}_0(M; \nu_0)/\mathcal{R}_0(M; \nu)$. Observe that, for $t = 1, \dots, n$,

$$\begin{aligned} \frac{\int_{D_{j, i_j(x(t))}^\varepsilon} r_j(\tilde{x}_j; \nu) d\tilde{x}_j}{\int_{D_{j, i_j(x(t))}^\varepsilon} r_j(\tilde{x}_j; \nu_0) d\tilde{x}_j} &= \frac{\int_{D_{j, i_j(x(t))}^\varepsilon} r_j(x_j(t); \nu) \frac{r_j(\tilde{x}(t); \nu)}{r_j(x_j(t); \nu)} d\tilde{x}_j}{\int_{D_{j, i_j(x(t))}^\varepsilon} r_j(x_j(t); \nu_0) \frac{r_j(\tilde{x}(t); \nu_0)}{r_j(x_j(t); \nu_0)} d\tilde{x}_j} \\ &\leq e^{2L_{r_j}\varepsilon} \frac{r_j(x_j(t); \nu)}{r_j(x_j(t); \nu_0)}. \end{aligned}$$

Under the assumption that for $i = 1, \dots, d$, the marginal density $r_i(x_i; \nu)$ is log-Lipschitz continuous with Lipschitz constant L_{r_i} , where $\sup_{\nu \in \mathcal{N}} L_{r_i, \nu} < \infty$, this gives

$$\frac{1}{n} \log \frac{\mathcal{R}_0(M; \nu_0)}{\mathcal{R}_0(M; \nu)} \leq 2 \sum_{j=1}^d L_{r_j} \varepsilon.$$

Consider an upper bound of $R_1(n, \varepsilon)$. The inequality $I_j(\varepsilon) < \kappa \varepsilon^{-\alpha}$ gives

$$\begin{aligned} \frac{\log |\mathcal{T}(\varepsilon)|}{n} &\leq \kappa^d \varepsilon^{-d\alpha} \frac{\log(n+1)}{n} \text{ and} \\ \frac{\sum_{j=1}^d I_j(\varepsilon) \log(C_1 C_2 n^2)}{2} &\leq C_3 \varepsilon^{-\alpha} \frac{\log n}{n}, \end{aligned}$$

where C_3 is a positive constant independent of n and ε . Then, provided that ε^{-1} is upper-bounded by a polynomial of n , we have

$$\left| \frac{1}{n} \log \frac{g^\varepsilon(M; \theta_0, \nu_0)}{g^\varepsilon(M; \theta, \nu)} \right| \leq C_4 \varepsilon^{-d\alpha} \frac{\log n}{n} + U\tilde{D}(\nu_0, \nu) + \left(6UL + 2 \sum_{j=1}^d L_{r_j} \right) \varepsilon + U(\delta + \delta^2)$$

with probability at least $1 - 4d \exp\{-n\varepsilon^\alpha \delta^2/(2\kappa)\}$, where C_4 is a positive constant independent of n and ε . Setting $\varepsilon = (\log n/n)^{1/(d\alpha+1)}$ gives

$$\begin{aligned} \mathbb{E} \left[\left| \frac{1}{n} \log \frac{g^\varepsilon(M; \theta_0, \nu_0)}{g^\varepsilon(M; \theta, \nu)} \right| \right] &= \int_0^\infty \Pr \left(\left| \frac{1}{n} \log \frac{g^\varepsilon(M; \theta_0, \nu_0)}{g^\varepsilon(M; \theta, \nu)} \right| > \tilde{\delta} \right) d\tilde{\delta} \\ &\leq C_5 \left[\tilde{D}(\nu_0, \nu) + \varepsilon_n \right], \end{aligned}$$

where C_5 is a positive constant independent of n . This completes the proof. \square

C.3. Proof of Corollary 4

Proof. We employ Corollary 3.2.3 (i) of [van der Vaart and Wellner \(1996\)](#) after checking that all conditions therein are satisfied. Let $\hat{\theta}^{(m)}$ be the maximum likelihood estimator of θ given $\nu = \nu_0$. Let $\mathbb{M}_n(\theta) := (1/n) \sum_{t=1}^n \log p(x(t); \theta, \nu_0)$ and let $\mathbb{M}(\theta) := \mathbb{E}[\mathbb{M}_n(\theta)]$, where \mathbb{E} is the expectation with respect to $p(x; \theta_0, \nu_0)$. We first show

$$\mathbb{M}_n(\hat{\theta}) \geq \sup_{\theta \in \Theta} \mathbb{M}_n(\theta) - o_P(1).$$

Let $r_n(\theta)$ be defined as

$$r_n(\theta) := \frac{1}{n} \left\{ \log \frac{\prod_{t=1}^n p(x(t); \theta, \nu_0)}{\prod_{t=1}^n p(x(t); \theta_0, \nu_0)} - \log \frac{f(\pi | M; \theta, \nu_0)}{f(\pi | M; \theta_0, \nu_0)} \right\}.$$

From the definition of the maximum likelihood estimator, we have

$$\frac{1}{n} \log \frac{\prod_{t=1}^n p(x(t); \hat{\theta}^{(m)}, \nu_0)}{\prod_{t=1}^n p(x(t); \theta_0, \nu_0)} \geq \frac{1}{n} \log \frac{\prod_{t=1}^n p(x(t); \hat{\theta}, \nu_0)}{\prod_{t=1}^n p(x(t); \theta_0, \nu_0)}.$$

From the definition of the conditional maximum likelihood estimator, we have

$$\begin{aligned} \frac{1}{n} \log \frac{\prod_{t=1}^n p(x(t); \hat{\theta}^{(m)}, \nu_0)}{\prod_{t=1}^n p(x(t); \theta_0, \nu_0)} &= \frac{1}{n} \log \frac{f(\pi | M; \hat{\theta}^{(m)})}{f(\pi | M; \theta_0)} + r_n(\hat{\theta}^{(m)}) \\ &\leq \frac{1}{n} \log \frac{f(\pi | M; \hat{\theta})}{f(\pi | M; \theta_0)} + r_n(\hat{\theta}^{(m)}) \\ &= \frac{1}{n} \log \frac{\prod_{t=1}^n p(x(t); \hat{\theta}, \nu_0)}{\prod_{t=1}^n p(x(t); \theta_0, \nu_0)} - r_n(\hat{\theta}) + r_n(\hat{\theta}^{(m)}). \end{aligned}$$

Combining these yields

$$\left| \frac{1}{n} \log \frac{\prod_{t=1}^n p(x(t); \hat{\theta}, \nu_0)}{\prod_{t=1}^n p(x(t); \theta_0, \nu_0)} - \frac{1}{n} \log \frac{\prod_{t=1}^n p(x(t); \hat{\theta}^{(m)}, \nu_0)}{\prod_{t=1}^n p(x(t); \theta_0, \nu_0)} \right| \leq 2 \sup_{\theta \in \Theta} r_n(\theta).$$

This, together with Theorem 2, gives

$$\left| \frac{1}{n} \log \frac{\prod_{t=1}^n p(x(t); \hat{\theta}^{(m)}, \nu_0)}{\prod_{t=1}^n p(x(t); \hat{\theta}, \nu_0)} \right| \rightarrow 0 \text{ in probability,}$$

which implies

$$\mathbb{M}_n(\hat{\theta}) \geq \sup_{\theta \in \Theta} \mathbb{M}_n(\theta) - o_P(1).$$

Second, we show that $\sup_{\theta \in \Theta} |\mathbb{M}_n(\theta) - \mathbb{M}(\theta)| \rightarrow 0$ in probability. Observe that

$$\begin{aligned} &\mathbb{M}_n(\theta) - \mathbb{M}(\theta) \\ &= \underbrace{\{\mathbb{E}_n \theta^\top h(X) - \mathbb{E}[\theta^\top h(X)]\}}_{=: T_1} - \underbrace{\left\{ \mathbb{E}_n \sum_{t=1}^d a_i(X_i; \theta, \nu_0) - \mathbb{E} \sum_{t=1}^d a_i(X_i; \theta, \nu_0) \right\}}_{=: T_2}. \end{aligned}$$

Since h is bounded, $\sup_{\theta \in \Theta} |T_1| \rightarrow 0$ in probability. From Assumption 2 (1), we get $\sup_{\theta \in \Theta} |T_2| \rightarrow 0$ in probability. Thus, we obtain $\sup_{\theta \in \Theta} |\mathbb{M}_n(\theta) - \mathbb{M}(\theta)| \rightarrow 0$ in probability.

Finally, applying Corollary 3.2.3 (i) of [van der Vaart and Wellner \(1996\)](#), we obtain $\hat{\theta} \rightarrow \theta_0$ in probability, which completes the proof. \square

Appendix D: Future directions

Here, we address potential future directions of our work.

First, the asymptotic properties of the conditional maximum likelihood estimator have to be clarified. The asymptotic normality and efficiency for contingency tables are described in Theorem 3. We expect that the same properties are valid even for infinite sample spaces. The limiting behavior of the approximate sampling algorithm in Remark 3 as $n \rightarrow \infty$ is also under investigation.

In Theorem 4, we found that the conditional maximum likelihood estimator of θ exists under suitable conditions. However, if the dimension of θ is high, the estimator may not exist and some regularization will be necessary. A simple method of regularization is to assume a (conditional) conjugate prior density

$$p(\theta|M) = \exp(\lambda_0 \mu_0^\top \theta - \lambda_0 \Psi(\theta))$$

for the exponential family (9), where $\mu_0 \in \mathbb{R}^K$ and $\lambda_0 > 0$ are hyper-parameters. The maximum a posteriori estimator exists if μ_0 is an interior point of P defined in Lemma 2. In practice, we can select μ_0 as the sample mean of randomly generated vectors in $h_*(S_n^d)$. The hyper-parameter λ_0 may be set to $1/n$ as a rule of thumb.

In our estimation procedure, we need to perform MCMC sampling as stated in Subsection 3.3. The proposed algorithm was to exchange two elements of permutations. This is just one particular move. A mover producing a shorter mixing time should be found. Parallel algorithms will also be valuable.

We focused on estimation of the dependence parameter θ . However, estimation of the marginal parameters ν is also important in some cases. For example, if our goal is to predict future observations, then an estimator of the marginal parameters is necessary. A simple procedure to estimate ν is to perform the maximum likelihood estimation assuming the independent model $\prod_{j=1}^d r_j(x_j; \nu)$. The obtained estimator $\hat{\nu}$ is consistent by Theorem 2. However, $\hat{\nu}$ is not asymptotically efficient in general, as observed in the bivariate normal model with a common variance.

In our analysis, we assumed that the data were completely observed. In practice, data missing is a common challenge. To deal with missing data, we can extend the domain \mathcal{X}_j to $\mathcal{X}_j \cup \{\text{NA}\}$ for each $j = 1, \dots, d$, where NA indicates missing. Then, the proposed method is applicable whenever we specify the canonical statistic $h(x)$ including the missing indicator. For example, $h(x_1, x_2) = x_1 I_{\{x_2=\text{NA}\}}$ represents a missing effect of the second variable x_2 on the first variable x_1 . A missing data analysis is important future work.

Finally, there are two mathematical open problems. First, the properties of the potential function $\psi(\theta)$ in the model (2) are unknown except for convexity. We conjecture that $\psi(\theta)$ is analytic at every interior point, by analogy with the standard theory of exponential families. However, $\psi(\theta)$ is defined by functional equations, which makes the problem complicated. The second open problem is the equivalence of the three feasibility conditions discussed in Subsection 2.3.