

Performance Analysis of SWIPT Relay Networks over Arbitrary Dependent Fading Channels

Farshad Rostami Ghadi and F. Javier López-Martínez

Abstract

In this paper, we investigate the impact of fading channel correlation on the performance of dual-hop decode-and-forward (DF) simultaneous wireless information and power transfer (SWIPT) relay networks. More specifically, by considering the power splitting-based relaying (PSR) protocol for the energy harvesting (EH) process, we quantify the effect of positive and negative dependency between the source-to-relay (SR) and relay-to-destination (RD) links on key performance metrics such as ergodic capacity and outage probability. To this end, we first represent general formulations for the cumulative distribution function (CDF) of the product of two arbitrary random variables, exploiting copula theory. This is used to derive the closed-form expressions of the ergodic capacity and outage probability in a SWIPT relay network under correlated Nakagami- m fading channels. Monte-Carlo (MC) simulation results are provided throughout to validate the correctness of the developed analytical results, showing that the system performance significantly improves under positive dependence in the SR - RD links, compared to the case of negative dependence and independent links. Results further demonstrate that the efficiency of the ergodic capacity and outage probability ameliorates as the fading severity reduces for the PSR protocol.

Index Terms

Relay network, SWIPT, ergodic capacity, outage probability, Nakagami- m model, energy harvesting, fading correlation, copula theory

Manuscript received June xx, 2022; revised XXX.

This work was funded in part by Junta de Andalucía, the European Union and the European Fund for Regional Development FEDER through grants P18-RT-3175 and EMERGIA20-00297, and in part by MCIN/AEI/10.13039/501100011033 through grant PID2020-118139RB-I00.

The authors are with the Communications and Signal Processing Lab, Telecommunication Research Institute (TELMA), Universidad de Málaga, Málaga, 29010, (Spain). F. J. López-Martínez is also with the Dept. Signal Theory, Networking and Communications, University of Granada, 18071, Granada (Spain). (E-mails: farshad@ic.uma.es, fjlm@ugr.es).

Digital Object Identifier 10.1109/XXX.2021.XXXXXXXX

I. INTRODUCTION

Nowadays, the energy supply for electronic devices has become one of the most important challenges in designing future wireless communication systems, i.e., sixth-generation (6G) network [1]. For instance, in emerging technologies such as the Internet of Things (IoT) and its corresponding wireless applications like body wearables, peer-to-peer (P2P), device-to-device (D2D), and vehicle-to-vehicle (V2V) communications, the device nodes are mostly battery-dependent and power-constrained, and thus, they require intermittent battery replacement and recharging to maintain network connectivity, which is too expensive or even impossible in some cases. In this regard, energy harvesting (EH) from ambient energy sources has appeared as a promising approach to prolong the lifetime of energy-constrained wireless communication systems [2]–[4], equipped with replacing or recharging batteries. In contrast to traditional EH technologies which mostly relied on natural energy sources and had limited ranges of applications due to environment uncertainty, recent EH technologies exploit radio frequency (RF) signals which provide reliable energy flows and guarantee the system performance. Indeed, since the RF signals are able to carry both energy and information, simultaneous wireless information and power transfer (SWIPT) has become an alternative approach to power the next generation of wireless networks. The main idea of SWIPT was first introduced in [5] from the information-theoretic viewpoint, where the authors proposed that nodes harvest energy from their received RF information-bearing signals. However, it is not feasible for receivers' architecture to decode signals and harvest energy at the same time due to practical limitations [6]. Later, in order to address this issue, the authors in [7] proposed two practical receiver architectures with separated information decoding and energy harvesting receiver for SWIPT, namely the power splitting (PS) and the time switching (TS) architectures. In the TS protocol, the receiver switches over time between EH and information processing, whereas, in the PS scheme, the receiver uses a portion of the received power for EH, and the remaining for information processing.

A. Related Works

In recent years, intense research activities have been carried out related to the role of SWIPT in various wireless communication systems, including cooperative relaying networks [8]–[20], multi-input multi-output systems [21]–[26], power allocation strategies [27]–[33], cellular networks [34]–[36], and reconfigurable intelligent surface (RIS) aided communications [37]–[41]. In [8], the authors considered an amplify-and-forward (AF) relay network with Rayleigh fading

channels and analyzed the key performance metrics such as ergodic capacity and outage probability under both PS and TS protocols to determine the proposed system throughput, where it was showed that the SWIPT-based relaying provides throughput improvement, communication reliability enhancement, and coverage range extension. In contrast, the authors in [9] derived the closed-form expression of the outage probability over independent Rayleigh SWIPT-relaying networks, where both AF and decode-and-forward (DF) protocols were considered. A more general SWIPT-relaying network, i.e., multiuser multirelay cooperative network, over Rayleigh fading channels was considered in [10], where the authors investigated the outage probability performance under DF, variable-gain AF, and fixed-gain AF protocols. Proposing two information receiving strategies, i.e., the mutual information accumulation (IA) and the energy accumulation (EA), the authors in [11] evaluated the achievable rate region of the SWIPT relaying network under Rayleigh fading channels. Considering log-normal fading channels in a dual-hop SWIPT relaying network, the ergodic outage probability performance for both full-duplex (FD) and half-duplex (HD) relaying mechanisms with DF and AF relaying protocols under PS and TS schemes was investigated in [12]. The outage probability performance for SWIPT relaying networks in the presence of direct link between the source and the destination under Rayleigh fading channels was analyzed in [13] and [14]. Furthermore, assuming the direct link between the source and the destination, the performance of SWIPT relaying networks in terms of the outage probability and bit error rate under Nakagami- m fading channels was investigated in [15] and [16], respectively. On the other hand, key performance metrics for SWIPT relaying networks under generalized $\kappa - \mu$, $\alpha - \mu$, and Fisher-Snedecor \mathcal{F} composite fading channels were analyzed in [17], [18], and [19], respectively.

B. Motivation and Contribution

Recent research has shown that the performance of SWIPT-based relaying networks highly depends on the statistical characteristics of channels in radio propagation environments. Therefore, accurate modeling of fading channels in SWIPT-based relaying networks is a momentous issue that should be considered. However, in all the above-mentioned literature related to the performance analysis of SWIPT relaying networks, it was ignored the potential dependence structure of the source-to-relay (SR) hop on the relay-to-destination (RD) hop, while the channel coefficients observed by the relay and the destination may be correlated in practice [42], [43]. In addition, from a communication-theoretic perspective, the equivalent channel observed by the

destination over a SWIPT-relaying network is the product of two correlated random variables (RVs), which largely complicates the performance evaluation of such a system. On the other hand, the underlying dependence between fading channel coefficients is not linear, and thus, the classic Pearson correlation coefficient fails to appropriately model the interdependence of fading events caused by different mechanisms, especially as to the tails of the fading distributions [44]. Hence, the role of general dependence structures beyond linear correlation is gaining momentum in the wireless community. In this regard, one flexible method for incorporating both positive/negative dependence structures between RVs and describing the non-linear dependency between arbitrary RVs is copula theory, which has been recently used in the performance analysis of wireless communication systems [45]–[53]. Copula functions are mostly defined with a specific dependence parameter which indicates the measure of dependency between correlated RVs. With all the aforementioned considerations, there are several unanswered practical questions over SWIPT-based relaying networks to date: (i) What is the effect of fading correlation on the key performance metrics of SWIPT in cooperative relaying communications? (ii) How does fading severity affect the performance of SWIPT in cooperative relaying communications? To the best of the authors' knowledge, there has been no previous research in analyzing SWIPT-relaying networks with arbitrarily distributed and correlated fading channels. Motivated by the aforesaid observations, we are concerned with the correlated fading issue of wireless energy harvesting and information processing over the DF cooperative relaying communications. To this end, we consider the scenario that the energy-constrained relay node harvests energy from the RF signal broadcasted by a source node and uses that harvested energy to forward the source signal to a destination node, where the SR and RD links are correlated RVs with arbitrary distributions. Based on the DF relaying protocol, we adopt the PS-based relaying (PSR) scheme, as proposed in [8], for separate information processing and energy harvesting at the energy-constrained relay node. We introduce a general formulation for the cumulative distribution function (CDF) of two correlated RVs with any arbitrary distribution, exploiting the copula theory. Then, in order to analyze the system performance, we derive the closed-form expression of the ergodic capacity and outage probability under Nakagami- m fading channels, using a specific copula function. Specifically, the main contributions of our work are summarized as follows:

- We provide general formulations for the CDF of the equivalent channel observed by the destination (i.e, the product of two arbitrarily distributed and correlated RVs).
- In order to realize the impact of the fading correlation on the system performance, we

derive the closed-form expressions of the ergodic capacity and outage probability assuming the PSR protocol under correlated Nakagami- m fading, exploiting the Farlie-Gumbel-Morgenstern (FGM) copula.

- By changing the dependence parameter within the defined range, our numerical and simulation results show that the system performance improves in terms of the ergodic capacity and the outage probability under the positive dependence structure, while the negative correlation has destructive effects on the system efficiency. In addition, a reduction in fading severity improves the system performance under the PSR scheme.

C. Paper Organization

The rest of this paper is organized as follows. Section II describes the system model considered in our work. In section III, the main concept of copula theory is reviewed, and then the signal-to-noise ratio (SNR) distribution is derived. Section IV presents the main results of the considered SWIPT-based relaying network under correlated Nakagami- m fading channels so that the closed-form expressions of the ergodic capacity and outage probability are determined in subsections IV-A and IV-B, respectively. In section V, the efficiency of analytical results is illustrated numerically, and finally, the conclusions are drawn in section VI.

II. SYSTEM MODEL

A. Channel Model

We consider a relay network as shown in Fig. 1(a), where a source node S wants to send information to a destination node D through an intermediate relay node R . It is assumed that there is no direct link between the source S and the destination D due to deep shadow fading or surrounding physical obstacles. Such an assumption is widely adopted in research studies related to SWIPT relay communications [8], [12], [20]. Specifically, this presumption is related to the coverage extension models where there is a long distance between the source and destination, and relays are exploited in order to maintain connectivity. This model is used in Internet-of-Thing (IoT) deployments, where RF-powered relays are employed to provide coverage expansion to avoid interference. For simplicity purposes, we assume that all nodes are equipped with single antennas. We also suppose that the nodes S and D have sufficient energy supply from other sources (e.g., a battery or a power grid), while the relay R has no external power supply and only relies on the harvested signal transmitted by source S , thus relay R is energy-constrained.

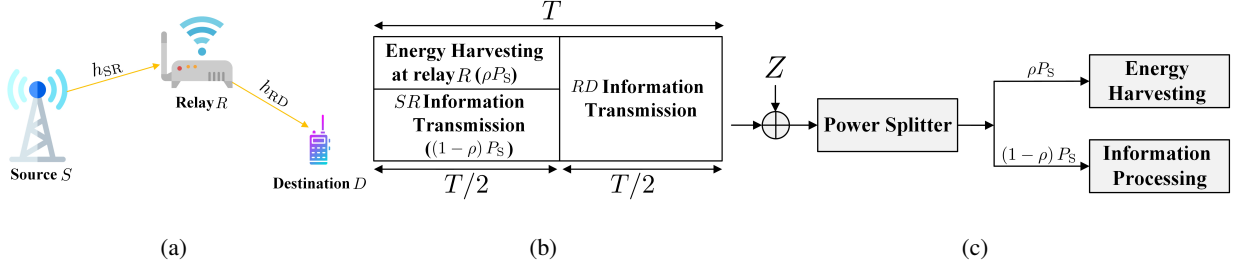


Fig. 1. (a) Illustration of a SWIPT-based relaying network. (b) Illustration of the PSR protocol for energy harvesting and information processing at the relay R . (c) Block diagram of the relay R under the PSR protocol, where Z denotes noise with power N .

The transmission consists of two phases and the HD deployment based on the DF strategy is adopted for the relay node R . The channel coefficients of SR and RD are defined by h_{SR} and h_{RD} , respectively, and they are considered arbitrarily distributed and correlated RVs. Besides, we assume all channels are quasi-static fading channels, that is, the fading coefficients are fixed during the transmission of an entire codeword (i.e., $h_{SR}(i) = h_{SR}$ and $h_{RD}(i) = h_{RD}$, $\forall i = 1, \dots, n$), and vary randomly from one block to another block.

B. Information and Energy Transfer

We exploit the PSR protocol for transferring information and energy in the considered model. In this protocol, the total communication process time T is split into two consecutive time slots. Let $0 < \rho \leq 1$ and P_S denote the power-splitting factor and source power, respectively. In the first slot, the relay node R uses a portion of the source power $(1-\rho)P_S$ for information processing (i.e., decoding), and the remaining source power ρP_S is harvested, so it can be used in the second time slot for relaying the decoded information. (see Figs. 1(b) and 1(c)). Thus, the instantaneous SNR at the relay R and the destination D can be defined as:

$$\gamma_R = \frac{(1-\rho)P_S |h_{SR}|^2}{d_{SR}^\alpha N} = \hat{\gamma}_R g_{SR}, \quad (1)$$

$$\gamma_D = \frac{\kappa \rho P_S |h_{SR}|^2 |h_{RD}|^2}{d_{SR}^\alpha d_{RD}^\alpha N} = \hat{\gamma}_D g_{SR} g_{RD}, \quad (2)$$

where d_{SR} and d_{RD} are the distances of SR and RD , respectively, and α is the path-loss exponent. The terms $g_{SR} = |h_{SR}|^2$ and $g_{RD} = |h_{RD}|^2$ define the fading power channel coefficients associated to the SR and RD links, respectively. Besides, $0 < \kappa \leq 1$ is the EH efficiency and N denotes the noise power.

III. SNR DISTRIBUTION

In this section, we derive general analytical expressions for the CDF of SNR γ_D by exploiting the copula theory.

A. Copula definition and properties

In order to determine the distribution of γ_D in the general case, we first briefly review some fundamental definitions and properties of the two-dimensional copulas [54].

Definition 1 (Two-dimensional copula). *The copula function $C(u_1, u_2)$ of a random vector $\mathbf{X}(X_1, X_2)$ defined on the unit hypercube $[0, 1]^2$ with uniformly distributed RVs $U_j := F_{X_j}(x_j)$ for $j \in \{1, 2\}$ over $[0, 1]$ is given by*

$$C(u_1, u_2) = \Pr(U_1 \leq u_1, U_2 \leq u_2). \quad (3)$$

where $F_{X_j}(x_j) = \Pr(X_j \leq x_j)$ denotes the marginal CDF.

Theorem 1 (Sklar's theorem). *Let $F_{X_1, X_2}(x_1, x_2)$ be a joint CDF of RVs with marginals $F_{X_j}(x_j)$ for $j \in \{1, 2\}$. Then, there exists one copula function $C(\cdot, \cdot)$ such that for all x_j in the extended real line domain \mathbb{R} ,*

$$F_{X_1, X_2}(x_1, x_2) = C(F_{X_1}(x_1), F_{X_2}(x_2)). \quad (4)$$

Definition 2 (Survival copula). *Let $\mathbf{X} = (X_1, X_2)$ be a vector of two absolutely continuous RVs with joint CDF $F_{X_1, X_2}(x_1, x_2)$ and marginal survival functions $\bar{F}_{X_j}(x_j) = \Pr(X_j > x_j) = 1 - F_{X_j}(x_j)$ for $j = 1, 2$, the joint survival function $\bar{F}_{X_1, X_2}(x_1, x_2)$ is given by*

$$\bar{F}_{X_1, X_2}(x_1, x_2) = \Pr(X_1 > x_1, X_2 > x_2) \quad (5)$$

$$= \hat{C}(\bar{F}_{X_1}(x_1), \bar{F}_{X_2}(x_2)), \quad (6)$$

where $\hat{C}(u_1, u_2) = u_1 + u_2 - 1 + C(1 - u_1, 1 - u_2)$ is the survival copula of \mathbf{X} .

Definition 3 (Dependence structures). *Consider two copula functions that verify:*

$$C_1 \prec C^\perp \prec C_2, \quad (7)$$

where $C^\perp(u_1, u_2) = u_1 \cdot u_2$ is the product copula and describes the independent structure. Then, C_1 and C_2 model the negative and positive dependence structures, respectively.

B. Arbitrary dependence

Since the considered fading channels are correlated, the distribution of the SNR at the destination D is that of the product of two arbitrary correlated RVs. For this purpose, we exploit the following theorems to determine the CDF of the SNR γ_D .

Theorem 2. Let $\mathbf{X} = (X_1, X_2)$ be a vector of two absolutely continuous RVs with the corresponding copula C and CDFs $F_{X_j}(x_j)$ for $j \in \{1, 2\}$. Thus, the CDF of $Y = X_1 X_2$ is:

$$F_Y(y) = F_{X_1}(0) + \int_0^1 \text{sgn}(F_{X_1}^{-1}(u)) \frac{\partial}{\partial u} C\left(u, F_{X_2}\left(\frac{y}{F_{X_1}^{-1}(u)}\right)\right) du, \quad (8)$$

where $F_{X_1}^{-1}(\cdot)$ is an inverse function of $F_{X_1}(\cdot)$ and $\text{sgn}(\cdot)$ defines the Sign function.

Proof. The details of proof are in Appendix A. \square

Corollary 1. The CDF of γ_D in the general dependence case of fading channels is given by

$$F_{\gamma_D}(\gamma_D) = F_{G_{\text{SR}}}(0) + \int_0^1 \text{sgn}(g_{\text{SR}}) f_{G_{\text{SR}}}(g_{\text{SR}}) \frac{\partial}{\partial F_{G_{\text{SR}}}(g_{\text{SR}})} C\left(F_{G_{\text{SR}}}(g_{\text{SR}}), F_{G_{\text{RD}}}\left(\frac{\gamma_D}{\hat{\gamma}_D g_{\text{SR}}}\right)\right) dg_{\text{SR}}. \quad (9)$$

Proof. Let $Y = G_{\text{SR}} G_{\text{RD}}$ and $u = F_{G_{\text{SR}}}(g_{\text{SR}})$ in Theorem 2, and using the fact that $F_{\gamma_D}(\gamma_D) = F_Y\left(\frac{\gamma_D}{\hat{\gamma}_D}\right)$, the proof is completed. \square

Note that Corollary 1 is valid for any arbitrary choice of fading distributions as well as copula functions. However, for exemplary purposes, we assume in the sequel that the SR and RD fading channel coefficients (i.e., h_{SR} and h_{RD}) follow the Nakagami- m distribution, where the parameter $m \geq 0.5$ denotes fading severity. Hence, the corresponding fading power channel coefficients g_i for $i \in \{SR, RD\}$ are dependent Gamma RVs, and we have following marginal distributions:

$$f_{G_i}(g_i) = \frac{m_i^{m_i}}{\Gamma(m_i) \bar{g}_i^{m_i}} g_i^{m_i-1} e^{-\frac{m_i}{\bar{g}_i} g_i}, \quad (10)$$

$$F_{G_i}(g_i) = 1 - \frac{\Gamma(m_i, \frac{m_i}{\bar{g}_i} g_i)}{\Gamma(m_i)} \quad (11)$$

$$= 1 - e^{-\frac{m_i}{\bar{g}_i} g_i} \sum_{k=0}^{m_i-1} \frac{1}{k!} \left(\frac{m_i}{\bar{g}_i} g_i\right)^k, \quad (12)$$

where $\bar{g}_i = \mathbb{E}[g_i]$ are the average of corresponding fading power channel coefficients, and m_i are shape parameters.

$$\begin{aligned}
F_{\gamma_D}(\gamma_D) = 1 - \sqrt{2\mathcal{B}} & \left(\sum_{n=0}^{m-1} a_n \gamma_D^{\frac{m+n}{2}} K_{n-m}(\zeta \sqrt{\gamma_D}) + \theta \left[\sum_{n=0}^{m-1} a_n \gamma_D^{\frac{m+n}{2}} K_{n-m}(\zeta \sqrt{\gamma_D}) \right. \right. \\
& - \sum_{k=0}^{m-1} \sum_{n=0}^{m-1} b_{k,n} \gamma_D^{\frac{k+n+m}{2}} K_{n-k-m}(\zeta \sqrt{2\gamma_D}) - \sum_{n=0}^{m-1} \sum_{l=0}^{m-1} c_{n,l} \gamma_D^{\frac{l+m+n}{2}} K_{l-m+n}(\zeta \sqrt{2\gamma_D}) \\
& \left. \left. + \sum_{k=0}^{m-1} \sum_{n=0}^{m-1} \sum_{l=0}^{m-1} d_{k,n,l} \gamma_D^{\frac{k+n+l+m}{2}} K_{n+l-k-m}(2\zeta \sqrt{\gamma_D}) \right] \right), \tag{14}
\end{aligned}$$

$$\begin{aligned}
f_{\gamma_D}(\gamma_D) = \mathcal{B} & \left(\gamma_D^{m-1} K_0(\zeta \sqrt{\gamma_D}) + \theta \left[\gamma_D^{m-1} K_0(\zeta \sqrt{\gamma_D}) - \sum_{k=0}^{m-1} q_k \gamma_D^{\frac{k}{2}+m-1} K_k(\zeta \sqrt{2\gamma_D}) \right. \right. \\
& \left. \left. + \sum_{k=0}^{m-1} \sum_{n=0}^{m-1} t_{k,n} \gamma_D^{\frac{k+n}{2}+m-1} K_{n-k}(2\zeta \sqrt{\gamma_D}) \right] \right), \tag{15}
\end{aligned}$$

Although there are many copula functions that can be used to evaluate the structure of dependency beyond linear correlation, we exploit the FGM copula in our analysis. This choice is justified because it allows capturing both negative and positive dependencies between the RVs while offering good mathematical tractability, at the expense of a certain inability to model scenarios with strong dependencies [55]. As will be shown in section V, the use of the FGM copula is enough for our purposes of determining the effect of negative/positive correlation between SR and RD links.

Definition 4. [FGM copula] The bivariate FGM copula with dependence parameter $\theta \in [-1, 1]$ is defined as:

$$C_{\mathcal{F}}(u_1, u_2) = u_1 u_2 (1 + \theta(1 - u_1)(1 - u_2)), \tag{13}$$

where $\theta \in [-1, 0)$ and $\theta \in (0, 1]$ denote the negative and positive dependence structures respectively, while $\theta = 0$ always indicates the independence structure.

Theorem 3. The CDF of γ_D under correlated Nakagami- m fading channels using the FGM copula is given by (14), where $\mathcal{B} = \frac{2m^{2m}}{\hat{\gamma}^m \Gamma(m)^2}$, $\zeta = \frac{2m}{\sqrt{\hat{\gamma}_D}}$, and $K_v(\cdot)$ is the modified Bessel function of the second kind and order v . The coefficients a_n , $b_{k,n}$, $c_{n,l}$, and $d_{k,n,l}$ are also respectively

defined as:

$$a_n = \frac{m^n}{\hat{\gamma}_D^{\frac{n}{2}} n!}, \quad b_{k,n} = \frac{m^{k+n} 2^{\frac{n-k-m+2}{2}}}{\hat{\gamma}_D^{\frac{k+n}{2}} k! n!}, \quad c_{n,l} = \frac{m^{l+n} 2^{\frac{-l+m-n}{2}}}{\hat{\gamma}_D^{\frac{n+l}{2}} n! l!}, \quad d_{k,n,l} = \frac{2m^{k+n+l}}{\hat{\gamma}_D^{\frac{k+n+l}{2}} k! n! l!}.$$

Proof. The details of proof are in Appendix B. \square

The probability density function (PDF) of γ_D was also obtained in [52, Thm. 4] as (15), where the coefficients q_k and $t_{k,n}$ are given by $q_k = \frac{2^{2-\frac{k}{2}} m^k}{\hat{\gamma}_D^{\frac{k}{2}} k!}$ and $t_{k,n} = \frac{4m^{k+n}}{\hat{\gamma}_D^{\frac{k+n}{2}} k! n!}$, respectively. It should be noted that the closed-form expressions of the CDF and PDF provided in (14) and (15) are valid for integer values of m , while the integral-form expressions can be used for arbitrary positive real values of m . In addition, the PDF and the CDF of γ_R are also given by

$$f_{\gamma_R}(\gamma_R) = \frac{m^m}{\Gamma(m) \hat{\gamma}_R^m} \gamma_R^{m-1} e^{-\frac{m}{\hat{\gamma}_R} \gamma_R}, \quad (16)$$

$$F_{\gamma_R}(\gamma_R) = 1 - e^{-\frac{m_i}{\hat{\gamma}_R} \gamma_R} \sum_{k=0}^{m_i-1} \frac{1}{k!} \left(\frac{m_i}{\hat{\gamma}_R} \gamma_R \right)^k. \quad (17)$$

We now exemplify how the key performance metrics of interest, i.e., the ergodic capacity and outage probability, can be characterized in the closed-form expressions for the specific case of using the Nakagami- m fading and the FGM copula.

IV. PERFORMANCE ANALYSIS: ERGODIC CAPACITY AND OUTAGE PROBABILITY

In this section, we derive analytical expressions for the ergodic capacity and the outage probability for the considered system model under dependent Nakagami- m fading channels.

A. Ergodic Capacity

In the considered dual-hop relay network, the instantaneous capacity is defined as [56]:

$$\mathcal{C} = \min(\mathcal{C}_{SR}, \mathcal{C}_{RD}), \quad (18)$$

where \mathcal{C}_{SR} and \mathcal{C}_{RD} are the instantaneous capacity of the SR and RD links, respectively, which can be defined as follows:

$$\mathcal{C}_{SR} = \frac{1}{2} \log_2 (1 + \gamma_R), \quad (19)$$

$$\mathcal{C}_{RD} = \frac{1}{2} \log_2 (1 + \gamma_D). \quad (20)$$

Theorem 4. *The ergodic capacity of the SR link for the considered system model under Nakagami- m fading channel is given by*

$$\bar{\mathcal{C}}_{\text{SR}} = \frac{1}{2\Gamma(m)\ln 2} G_{3,2}^{1,3} \left(\frac{\bar{\gamma}_{\text{R}}}{m} \left| \begin{matrix} \left(1 - \frac{m}{\bar{\gamma}_{\text{R}}}, 1, 1\right) \\ (1, 0) \end{matrix} \right. \right). \quad (21)$$

Proof. The ergodic capacity given in (19) can be further mathematically expressed as:

$$\bar{\mathcal{C}}_{\text{SR}} = \frac{1}{2\ln 2} \int_0^\infty \ln(1 + \gamma_{\text{R}}) f_{\gamma_{\text{R}}}(\gamma_{\text{R}}) d\gamma_{\text{R}}, \quad (22)$$

where $f_{\gamma_{\text{R}}}(\gamma_{\text{R}})$ is given by (16). Next, by re-expressing the logarithm function in terms of the Meijer's G-function [57, Eq. (11)], i.e.,

$$\ln(1 + x) = G_{2,2}^{1,2} \left(x \left| \begin{matrix} (1, 1) \\ (1, 0) \end{matrix} \right. \right), \quad (23)$$

substituting (16) and (23) in (22), $\bar{\mathcal{C}}_{\text{SR}}$ can be re-written as:

$$\bar{\mathcal{C}}_{\text{SR}} = \frac{m^m}{2\hat{\gamma}_{\text{R}}^m \Gamma(m) \ln 2} \underbrace{\int_0^\infty \gamma_{\text{R}}^{m-1} e^{-\frac{m}{\bar{\gamma}_{\text{R}}} \gamma_{\text{R}}} G_{2,2}^{1,2} \left(\gamma_{\text{R}} \left| \begin{matrix} (1, 1) \\ (1, 0) \end{matrix} \right. \right) d\gamma_{\text{R}}}_{\mathcal{I}}. \quad (24)$$

With the help of [58, Eq. (2.24.3.1)], \mathcal{I} can be computed as:

$$\mathcal{I} = \frac{\hat{\gamma}_{\text{R}}^m}{m^m} G_{3,2}^{1,3} \left(\frac{\bar{\gamma}_{\text{R}}}{m} \left| \begin{matrix} \left(1 - \frac{m}{\bar{\gamma}_{\text{R}}}, 1, 1\right) \\ (1, 0) \end{matrix} \right. \right). \quad (25)$$

Now, by inserting (25) into (24) the proof is completed. \square

Theorem 5. *The ergodic capacity of the RD link for the considered system model under Nakagami- m fading channel is given by (26), where \mathcal{D} , w_k , and $z_{k,n}$ are respectively defined as:*

$$\mathcal{D} = \frac{2^{2m-2}\mathcal{B}}{\pi\zeta^{2m}\ln 2}, \quad w_k = \frac{2^{2-m}m^k}{\hat{\gamma}_{\text{D}}^{\frac{k}{2}}\zeta^k k!}, \quad z_{k,n} = \frac{2^{2-2m}m^{k+n}}{\hat{\gamma}_{\text{D}}^{\frac{k+n}{2}}\zeta^{n+k} k! n!}.$$

Proof. The ergodic capacity given in (20) can be further mathematically defined as:

$$\bar{\mathcal{C}}_{\text{RD}} = \frac{1}{2\ln 2} \int_0^\infty \ln(1 + \gamma_{\text{D}}) f_{\gamma_{\text{D}}}(\gamma_{\text{D}}) d\gamma_{\text{D}}, \quad (27)$$

where $f_{\gamma_{\text{D}}}(\gamma_{\text{D}})$ is determined by Theorem 3 as (15). Thus, by plugging (23) and (15) into (27), $\bar{\mathcal{C}}_{\text{RD}}$ can be re-expressed as:

$$\bar{\mathcal{C}}_{\text{RD}} = \frac{\mathcal{B}}{2\ln 2} \left(\mathcal{J}_1 + \theta \left[\mathcal{J}_1 - \sum_{k=0}^{m-1} \frac{2^{2-\frac{k}{2}} m^k}{\hat{\gamma}_{\text{D}}^{\frac{k}{2}} k!} \mathcal{J}_2 + \sum_{k=0}^{m-1} \sum_{n=0}^{m-1} \frac{4m^{k+n}}{\hat{\gamma}_{\text{D}}^{\frac{k+n}{2}} k! n!} \mathcal{J}_3 \right] \right), \quad (28)$$

$$\begin{aligned}
\bar{\mathcal{C}}_{\text{RD}} = & \left(G_{4,2}^{1,4} \left(\frac{4}{\zeta^2} \middle| \begin{matrix} (1-m, 1-m, 1, 1) \\ (1, 0) \end{matrix} \right) + \theta \left[G_{4,2}^{1,4} \left(\frac{4}{\zeta^2} \middle| \begin{matrix} (1-m, 1-m, 1, 1) \\ (1, 0) \end{matrix} \right) \right. \right. \\
& - \sum_{k=0}^{m-1} w_k G_{4,2}^{1,4} \left(\frac{2}{\zeta^2} \middle| \begin{matrix} (1-(m+k), 1-m, 1, 1) \\ (1, 0) \end{matrix} \right) \\
& \left. \left. + \sum_{k=0}^{m-1} \sum_{n=0}^{m-1} z_{k,n} G_{4,2}^{1,4} \left(\frac{1}{\zeta^2} \middle| \begin{matrix} (1-(m+n), 1-(m+k), 1, 1) \\ (1, 0) \end{matrix} \right) \right] \right). \tag{26}
\end{aligned}$$

where

$$\mathcal{J}_1 = \int_0^\infty \gamma_{\text{D}}^{m-1} K_0(\zeta \sqrt{\gamma_{\text{D}}}) G_{2,2}^{1,2} \left(\gamma_{\text{D}} \middle| \begin{matrix} (1, 1) \\ (1, 0) \end{matrix} \right) d\gamma_{\text{D}}, \tag{29}$$

$$\mathcal{J}_2 = \int_0^\infty \gamma_{\text{D}}^{\frac{k}{2}+m-1} K_k(\zeta \sqrt{2\gamma_{\text{D}}}) G_{2,2}^{1,2} \left(\gamma_{\text{D}} \middle| \begin{matrix} (1, 1) \\ (1, 0) \end{matrix} \right) d\gamma_{\text{D}}, \tag{30}$$

$$\mathcal{J}_3 = \int_0^\infty \gamma_{\text{D}}^{\frac{k+n}{2}+m-1} K_{n-k}(2\zeta \sqrt{\gamma_{\text{D}}}) G_{2,2}^{1,2} \left(\gamma_{\text{D}} \middle| \begin{matrix} (1, 1) \\ (1, 0) \end{matrix} \right) d\gamma_{\text{D}}. \tag{31}$$

With the help of [58, (2.24.4.3)], the integrals \mathcal{J}_1 , \mathcal{J}_2 , and \mathcal{J}_3 can be respectively computed as follows:

$$\mathcal{J}_1 = \frac{2^{2m}}{2\pi\zeta^{2m}} G_{4,2}^{1,4} \left(\frac{4}{\zeta^2} \middle| \begin{matrix} (1-m, 1-m, 1, 1) \\ (1, 0) \end{matrix} \right), \tag{32}$$

$$\mathcal{J}_2 = \frac{2^{m+\frac{k}{2}}}{2\pi\zeta^{2m+k}} G_{4,2}^{1,4} \left(\frac{2}{\zeta^2} \middle| \begin{matrix} (1-(m+k), 1-m, 1, 1) \\ (1, 0) \end{matrix} \right), \tag{33}$$

$$\mathcal{J}_3 = \frac{1}{2\pi\zeta^{2m+n+k}} G_{4,2}^{1,4} \left(\frac{1}{\zeta^2} \middle| \begin{matrix} (1-(m+n), 1-(m+k), 1, 1) \\ (1, 0) \end{matrix} \right). \tag{34}$$

Now, by inserting (32), (33), and (34) into (28), the proof is completed. \square

$$\begin{aligned}
P_o = 1 - & \left[\frac{\Gamma(m, \frac{m}{\gamma_R} \gamma_t) \sqrt{2\mathcal{B}}}{\Gamma(m)} \left(\sum_{n=0}^{m-1} a_n \gamma_t^{\frac{m+n}{2}} K_{n-m}(\zeta \sqrt{\gamma_t}) + \theta \left[\sum_{n=0}^{m-1} a_n \gamma_t^{\frac{m+n}{2}} K_{n-m}(\zeta \sqrt{\gamma_t}) \right. \right. \right. \\
& - \sum_{k=0}^{m-1} \sum_{n=0}^{m-1} b_{k,n} \gamma_t^{\frac{k+n+m}{2}} K_{n-k-m}(\zeta \sqrt{2\gamma_t}) - \sum_{n=0}^{m-1} \sum_{l=0}^{m-1} c_{n,l} \gamma_t^{\frac{l+m+n}{2}} K_{l-m+n}(\zeta \sqrt{2\gamma_t}) \\
& \left. \left. \left. + \sum_{k=0}^{m-1} \sum_{n=0}^{m-1} \sum_{l=0}^{m-1} d_{k,n,l} \gamma_t^{\frac{k+n+l+m}{2}} K_{n+l-k-m}(2\zeta \sqrt{\gamma_t}) \right] \right) \left(1 + \theta \left(1 - \sqrt{2\mathcal{B}} \left(\sum_{n=0}^{m-1} a_n \gamma_t^{\frac{m+n}{2}} K_{n-m}(\zeta \sqrt{\gamma_t}) \right. \right. \right. \right. \\
& + \theta \left[\sum_{n=0}^{m-1} a_n \gamma_t^{\frac{m+n}{2}} K_{n-m}(\zeta \sqrt{\gamma_t}) - \sum_{k=0}^{m-1} \sum_{n=0}^{m-1} b_{k,n} \gamma_t^{\frac{k+n+m}{2}} K_{n-k-m}(\zeta \sqrt{2\gamma_t}) - \sum_{n=0}^{m-1} \sum_{l=0}^{m-1} c_{n,l} \gamma_t^{\frac{l+m+n}{2}} K_{l-m+n}(\zeta \sqrt{2\gamma_t}) \right. \\
& \left. \left. \left. + \sum_{k=0}^{m-1} \sum_{n=0}^{m-1} \sum_{l=0}^{m-1} d_{k,n,l} \gamma_t^{\frac{k+n+l+m}{2}} K_{n+l-k-m}(2\zeta \sqrt{\gamma_t}) \right] \right) \right) \left(1 - \frac{\Gamma(m, \frac{m}{\gamma_R} \gamma_t)}{\Gamma(m)} \right) \right], \tag{36}
\end{aligned}$$

B. Outage Probability

The outage probability is defined as the probability that the received SNR is less than a certain threshold γ_t . Thus, we define the outage probability for the given dual-hop relay network as follows:

$$P_o = \Pr(\min(\gamma_R, \gamma_D) \leq \gamma_t). \tag{35}$$

Theorem 6. *The outage probability for the considered dual-hop SWIPT relay network over dependent Nakagami- m fading channels is given by (36).*

Proof. The outage probability given in (35) can be expressed in terms of the survival copula as follows:

$$P_o = 1 - \Pr(\gamma_R > \gamma_t, \gamma_D > \gamma_t) \tag{37}$$

$$= 1 - \hat{\mathcal{C}}(\bar{F}_{\gamma_R}(\gamma_t), \bar{F}_{\gamma_D}(\gamma_t)), \tag{38}$$

where $\bar{F}_{\gamma_R}(\gamma_t) = 1 - F_{\gamma_R}(\gamma_t)$ and $\bar{F}_{\gamma_D}(\gamma_t) = 1 - F_{\gamma_D}(\gamma_t)$ are the survival functions of γ_R and γ_D , respectively. Now, using the fact that the FGM survival copula is same as the FGM copula, i.e., $\hat{\mathcal{C}}_{\mathcal{F}}(u_1, u_2) = C_{\mathcal{F}}(u_1, u_2)$, inserting (14) and (17) into (38), and doing some simplifications, the proof is completed. \square

V. NUMERICAL RESULTS

In this section, we evaluate the theoretical expressions previously derived, which are double-checked in all instances with Monte-Carlo (MC) simulations.

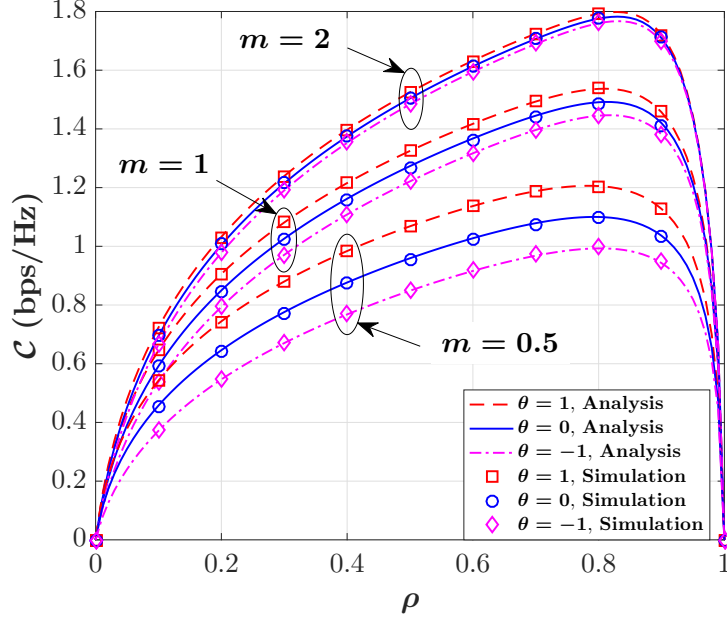


Fig. 2. Ergodic capacity versus PSR factor ρ under dependent/independent Nakagami- m fading channels when $\kappa = 0.7$, $P_S = 10\text{ W}$, $N = 10^{-2}\text{ W}$, $d_{SR} = d_{RD} = 2\text{ m}$, and $\alpha = 2.5$.

Fig. 2 illustrates the performance of ergodic capacity under correlated Nakagami- m fading based on the variation of PSR factor ρ for selected values of fading parameter m and dependence parameter θ . In both independent and correlated fading conditions, we can see that the capacity performance is improved as ρ increases from 0 to an optimal value and it is weakened as ρ grows from the optimal value to 1. The reason for this behavior is that as ρ increases from 0 to its optimal value, more power is allocated to the EH process, and thus, the relay node R can transmit information with a higher power, which improves the capacity performance. However, as ρ grows from its optimal amount to 1, more power is dedicated to the EH process and less power remains for SR information processing, so, the capacity value decreases. Furthermore, it can be seen that correlated fading provides better performance as compared with negative dependence structure as well as the independent case in terms of the ergodic capacity. We can also observe that as the fading severity reduces (i.e., m increases), the ergodic capacity performance ameliorates but the fading correlation effects are gradually eliminated. The behavior of the ergodic capacity in terms of the source power P_S for the selected values of the fading and dependence parameters is shown in Fig. 3. We can see that under fixed values of the PSR factor ρ and EH efficiency κ , the ergodic capacity performance improves as P_S and m increase, as expected. Fig. 4 represents

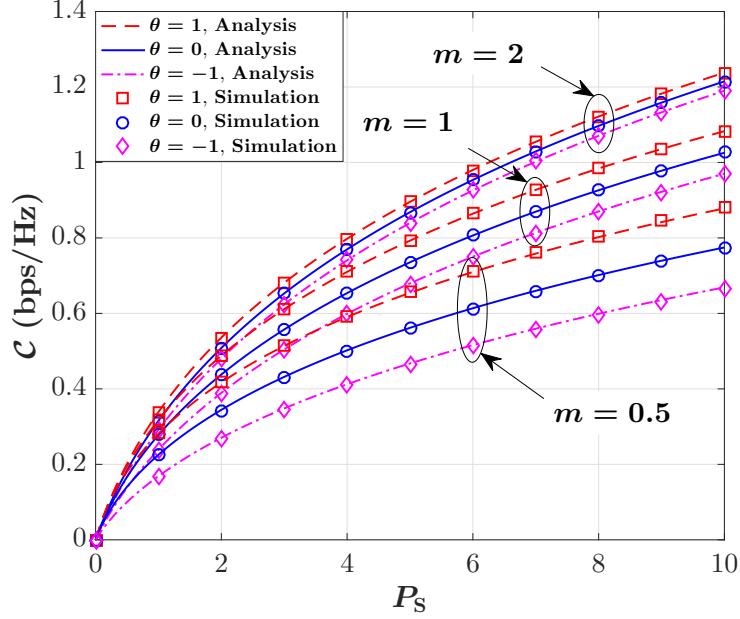


Fig. 3. Ergodic capacity versus source power P_S under dependent/independent Nakagami- m fading channels when $\kappa = 0.7$, $\rho = 0.3$, $N = 10^{-2}\text{W}$, $d_{SR} = d_{RD} = 2\text{m}$, and $\alpha = 2.5$.

the ergodic capacity performance with respect to the EH efficiency κ for selected values of the fading and dependence parameters. It can be observed that a larger ergodic capacity is achieved when κ tends to 1 since an increment in EH efficiency leads more energy reach to the harvester in each slot. The ergodic capacity performance based on the variations of the noise power N for given values of the fading and dependence parameters is illustrated in Fig. 5, where lower values of the ergodic capacity achieve as the noise power decreases. As expected, the ergodic capacity performance also improves as m increases under both dependent and independent structures. Fig. 6 indicates the behavior of the ergodic capacity in terms of the SR distance d_{SR} under different values of the dependence parameter. In this case, the RD distance d_{RD} is set to $d_{RD} = 4 - d_{SR}$, and other parameters are kept fixed. For $d_{SR} < 2$, it can be observed that the ergodic capacity decreases as the distance between the source node and the relay node increases. The reason is that by increasing d_{SR} , both energy harvested and the received signal strength at the relay node decrease due to the larger path-loss d_{SR}^α . Therefore, the received signal strength at the destination node is poor and the ergodic capacity decreases. However, we can see that the ergodic capacity slightly increases by increasing d_{SR} beyond 2. This is because as the relay node gets closer to the destination ($d_{RD} < 2$), even lesser values of harvested energy, the harvested energy is enough

for reliable communication between the relay and the destination nodes due to smaller values of the RD path-loss d_{RD}^α .

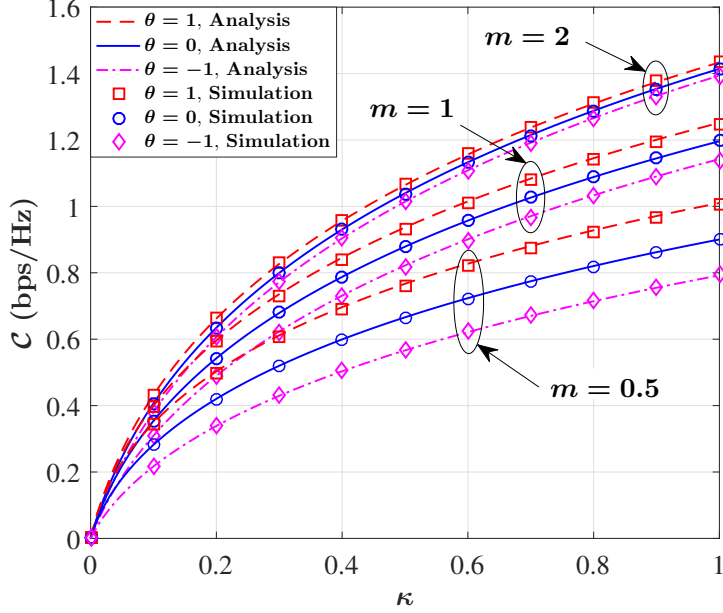


Fig. 4. Ergodic capacity versus EH efficiency κ under dependent/independent Nakagami- m fading channels when $\rho = 0.3$, $P_S = 10\text{W}$, $N = 10^{-2}\text{W}$, $d_{SR} = d_{RD} = 2\text{m}$, and $\alpha = 2.5$.

Figs. 7 and 8 show the behavior of the outage probability in terms of ρ under correlated Nakagami- m fading channels for different values of the EH efficiency κ , dependence parameter θ , and source power P_S . With the same argument adopted in analyzing Fig. 2, we observe that there is a trade-off between energy harvesting and information transmission in terms of the outage probability, such that the minimum outage probability is achieved for an optimal value of ρ under both correlated and independent fading scenarios. Furthermore, it is worth noting that the outage probability performance improves as the EH efficiency κ grows since the harvester gains more energy in each available slot. We can also see that the outage probability improvement is increased as P_S rises under all dependence structures. From correlation viewpoint, it can be realized from both Figs. 7 and 8 that the correlated fading provides a smaller outage probability under positive dependence structure compared with negative correlation and independent case.

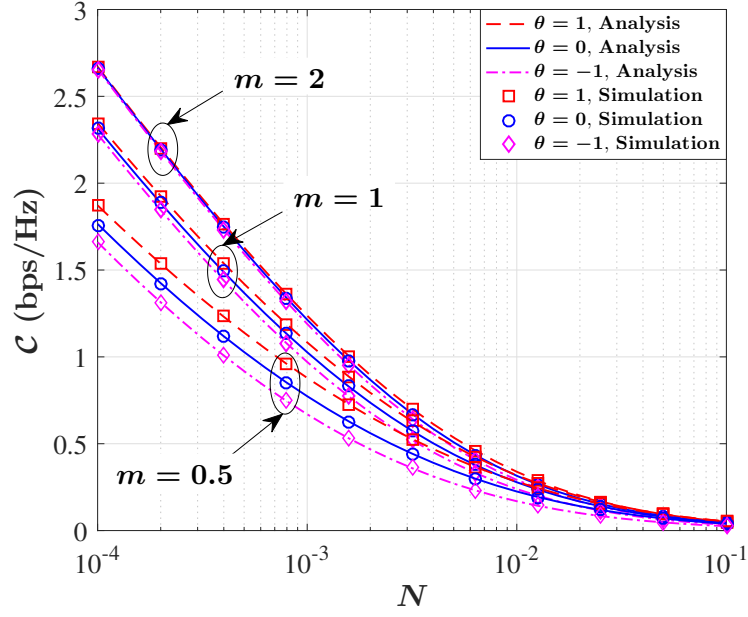


Fig. 5. Ergodic capacity versus noise power N under dependent/independent Nakagami- m fading channels when $\kappa = 0.7$, $\rho = 0.3$, $P_S = 1\text{W}$, $d_{RD} = d_{SR} = 2\text{m}$, and $\alpha = 2.5$.

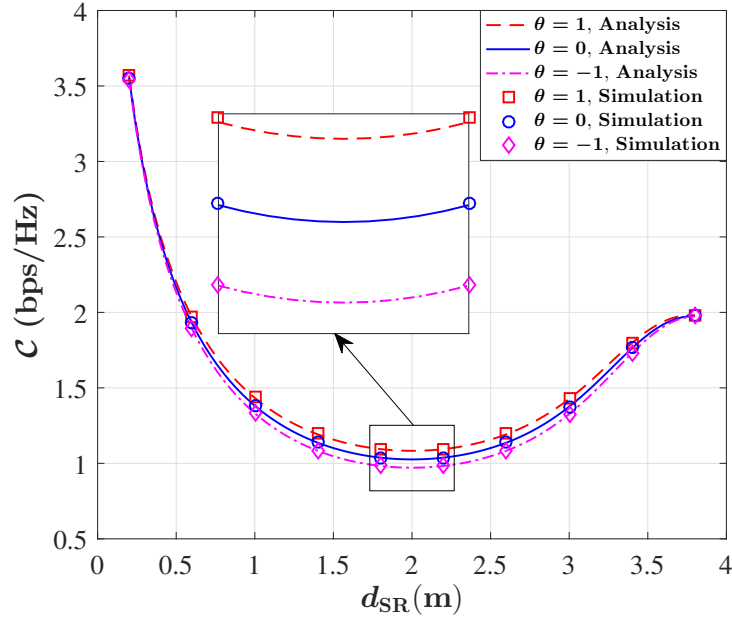


Fig. 6. Ergodic capacity versus SR distance d_{SR} under dependent/independent Nakagami- m fading channels when $\rho = 0.3$, $m = 1$, $P_S = 10\text{W}$, $N = 10^{-2}\text{W}$, $d_{RD} = 4 - d_{SR}$, and $\alpha = 2.5$.

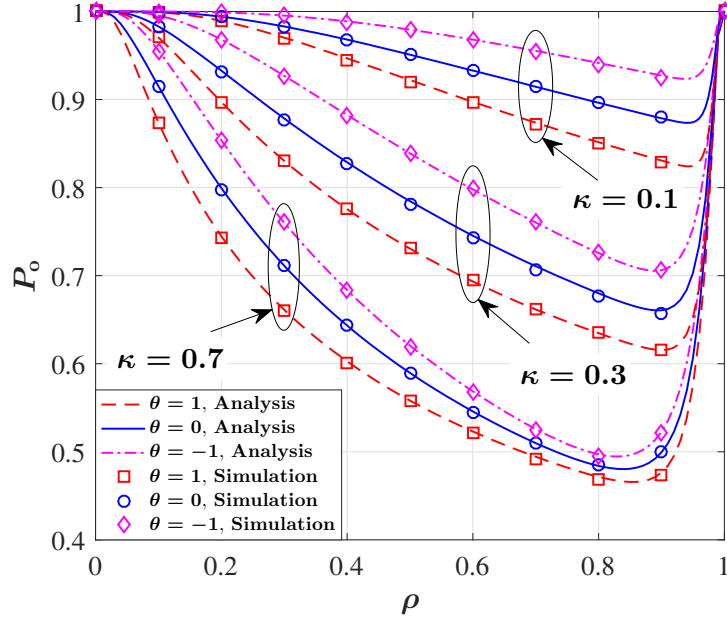


Fig. 7. Outage probability versus PSR factor ρ under dependent/independent Nakagami- m fading channels when $m = 1$, $P_S = 10\text{W}$, $N = 10^{-3}\text{W}$, $d_{\text{SR}} = d_{\text{RD}} = 2\text{m}$, $R_t = 1$, and $\alpha = 2.5$.

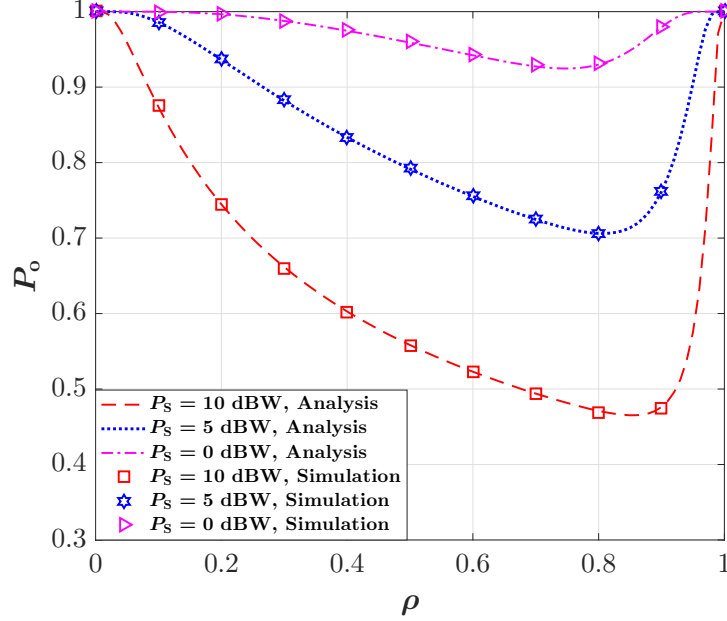


Fig. 8. Outage probability versus PSR factor ρ under dependent Nakagami- m fading channels with positive structure when $\kappa = 0.7$, $m = 1$, $R_t = 1$, $N = 10^{-3}\text{W}$, $d_{\text{SR}} = d_{\text{RD}} = 2\text{m}$, and $\alpha = 2.5$.

VI. CONCLUSION

In this paper, we analyzed the effect of fading correlation on the performance of SWIPT relay networks, where the power splitting relaying protocol is used for the energy harvesting process. To this end, we first provided general analytical expressions of the CDF for the product of two arbitrary dependent random variables. Then, we obtained the closed-form expressions for the ergodic capacity and outage probability under correlated Nakagami- m fading channels, using FGM copula. The numerical and simulation results showed that considering correlated fading under the positive dependence structure has a constructive effect on the performance of ergodic capacity and outage probability, while negative correlation is detrimental for the system performance. It was also shown that as the fading severity decreases, the system performance improves under PSR protocol.

APPENDIX A

PROOF OF THEOREM 2

By assuming $Y_1 = X_1 X_2$ and $Y_2 = X_1$, and exploiting the PDF of Y_1 determined in [52, Thm. 3] as:

$$f_{Y_1}(y_1) = \int_0^1 c\left(u, F_{\frac{Y_1}{Y_2}}\left(\frac{y_1}{F_{Y_2}^{-1}(u)}\right)\right) \frac{f_{Y_1}}{F_{Y_2}}\left(\frac{y_1}{F_{Y_2}^{-1}(u)}\right) \frac{1}{|F_{Y_2}^{-1}(u)|} du, \quad (39)$$

the CDF of Y_1 can be defined as:

$$F_{Y_1}(t) = \int_0^1 \int_{-\infty}^t c\left(u, F_{\frac{Y_1}{Y_2}}\left(\frac{y_1}{F_{Y_2}^{-1}(u)}\right)\right) \frac{f_{Y_1}}{F_{Y_2}}\left(\frac{y_1}{F_{Y_2}^{-1}(u)}\right) \frac{1}{|F_{Y_2}^{-1}(u)|} dy_1 du, \quad (40)$$

where $c(\cdot)$ denotes the density of copula C . By taking change of variable $v = F_{\frac{Y_1}{Y_2}}\left(\frac{y_1}{F_{Y_2}^{-1}(u)}\right) \Rightarrow dv = \frac{f_{Y_1}}{F_{Y_2}}\left(\frac{y_1}{F_{Y_2}^{-1}(u)}\right) \frac{1}{F_{Y_2}^{-1}(u)} dy_1$, and since $F_{Y_2}^{-1}(u) \geq 0 \Leftrightarrow u \geq 0$, and $F_{Y_2}^{-1}(u) \leq 0 \Leftrightarrow u \leq 0$, we have

$$F_{Y_1}(t) = - \int_0^{F_1(0)} \int_1^{F_{\frac{Y_1}{Y_2}}\left(\frac{t}{F_{Y_2}^{-1}(u)}\right)} \frac{\partial^2}{\partial u \partial v} C(u, v) dv du + \int_{F_1(0)}^1 \int_0^{F_{\frac{Y_1}{Y_2}}\left(\frac{t}{F_{Y_2}^{-1}(u)}\right)} \frac{\partial^2}{\partial u \partial v} C(u, v) dv du. \quad (41)$$

Now, by computing the above integral, the proof is completed. The details of the proof can be obtained in [59].

APPENDIX B

PROOF OF THEOREM 3

By applying the FGM copula to (9), and then first derivation with respect to $F_{G_{\text{SR}}}(G_{\text{SR}})$, the CDF of γ_{D} can be rewritten as:

$$F_{\gamma_{\text{D}}}(\gamma_{\text{D}}) = \int_0^\infty f_{G_{\text{SR}}}(g_{\text{SR}}) F_{G_{\text{RD}}}\left(\frac{\gamma_{\text{D}}}{\hat{\gamma}_{\text{D}} g_{\text{SR}}}\right) \times \left[1 + \theta \left(1 - F_{G_{\text{RD}}}\left(\frac{\gamma_{\text{D}}}{\hat{\gamma}_{\text{D}} g_{\text{SR}}}\right) \right) (1 - 2F_{G_{\text{SR}}}(g_{\text{SR}})) \right] dg_{\text{SR}}, \quad (42)$$

$$= 1 - \mathcal{I}_1 + \theta [-\mathcal{I}_1 + 2\mathcal{I}_2 + \mathcal{I}_3 - 2\mathcal{I}_4], \quad (43)$$

where

$$\mathcal{I}_1 = \int_0^\infty f_{G_{\text{SR}}}(g_{\text{SR}}) \bar{F}_{G_{\text{RD}}}\left(\frac{\gamma_{\text{D}}}{\hat{\gamma}_{\text{D}} g_{\text{SR}}}\right) dg_{\text{SR}}, \quad (44)$$

$$\mathcal{I}_2 = \int_0^\infty f_{G_{\text{SR}}}(g_{\text{SR}}) \bar{F}_{G_{\text{SR}}}(g_{\text{SR}}) \bar{F}_{G_{\text{RD}}}\left(\frac{\gamma_{\text{D}}}{\hat{\gamma}_{\text{D}} g_{\text{SR}}}\right) dg_{\text{SR}}, \quad (45)$$

$$\mathcal{I}_3 = \int_0^\infty f_{G_{\text{SR}}}(g_{\text{SR}}) \left(\bar{F}_{G_{\text{RD}}}\left(\frac{\gamma_{\text{D}}}{\hat{\gamma}_{\text{D}} g_{\text{SR}}}\right) \right)^2 dg_{\text{SR}}, \quad (46)$$

$$\mathcal{I}_4 = \int_0^\infty f_{G_{\text{SR}}}(g_{\text{SR}}) \bar{F}_{G_{\text{SR}}}(g_{\text{SR}}) \left(\bar{F}_{G_{\text{RD}}}\left(\frac{\gamma_{\text{D}}}{\hat{\gamma}_{\text{D}} g_{\text{SR}}}\right) \right)^2 dg_{\text{SR}}. \quad (47)$$

Now, by inserting the marginal CDFs and PDFs of g_{SR} given in (10) and (12) to above integrals and exploiting the following integral format, i.e.,

$$\int_0^\infty x^{\beta-1} e^{-(\lambda x + \frac{\eta}{x})} dx = 2 \eta^{\frac{\beta}{2}} \lambda^{-\frac{\beta}{2}} K_{-\beta} \left(2\sqrt{\eta\lambda} \right), \quad (48)$$

the integrals \mathcal{I}_w for $w \in \{1, 2, 3, 4\}$ can be computed as:

$$\mathcal{I}_1 = \frac{m^m}{\Gamma(m)} \sum_{k=0}^{m-1} \frac{m^n \gamma_{\text{D}}^n}{\hat{\gamma}_{\text{D}}^n n!} \int_0^\infty g_{\text{SR}}^{m-n-1} e^{-mg_{\text{SR}} - \frac{m\gamma_{\text{D}}}{\hat{\gamma}_{\text{D}} g_{\text{SR}}}} dg_{\text{SR}}, \quad (49)$$

$$= \frac{m^m}{\Gamma(m)} \sum_{n=0}^{m-1} \frac{2m^n}{n!} \left(\frac{\gamma_{\text{D}}}{\hat{\gamma}_{\text{D}}} \right)^{\frac{m+n}{2}} K_{n-m} \left(2m\sqrt{\frac{\gamma_{\text{D}}}{\hat{\gamma}_{\text{D}}}} \right), \quad (50)$$

$$\mathcal{I}_2 = \frac{m^m}{\Gamma(m)} \sum_{k=0}^{m-1} \sum_{n=0}^{m-1} \frac{m^{k+n} \gamma_{\text{D}}^n}{\hat{\gamma}_{\text{D}}^n k! n!} \int_0^\infty g_{\text{SR}}^{k-n+m-1} e^{-2mg_{\text{SR}} - \frac{m\gamma_{\text{D}}}{\hat{\gamma}_{\text{D}} g_{\text{SR}}}} dg_{\text{SR}}, \quad (51)$$

$$= \frac{m^m}{\Gamma(m)} \sum_{k=0}^{m-1} \sum_{n=0}^{m-1} \frac{2^{\frac{-k-m+n+2}{2}} m^{k+n}}{\hat{\gamma}_{\text{D}}^{\frac{k+n+m}{2}} k! n!} \gamma_{\text{D}}^{\frac{k+n+m}{2}} K_{n-k-m} \left(2m\sqrt{\frac{2\gamma_{\text{D}}}{\hat{\gamma}_{\text{D}}}} \right), \quad (52)$$

$$\mathcal{I}_3 = \frac{m^m}{\Gamma(m)} \sum_{n=0}^{m-1} \sum_{l=0}^{m-1} \frac{1}{n!l!} \int_0^\infty g_{\text{SR}}^{m-1} e^{-mg_{\text{SR}} - \frac{2m\gamma_{\text{D}}}{\hat{\gamma}_{\text{D}}g_{\text{SR}}}} \left(\frac{m\gamma_{\text{D}}}{\hat{\gamma}_{\text{D}}g_{\text{SR}}} \right)^{n+l} dg_{\text{SR}}, \quad (53)$$

$$= \frac{m^m}{\Gamma(m)} \sum_{n=0}^{m-1} \sum_{l=0}^{m-1} \frac{2^{\frac{-l+m-n+2}{2}} m^{l+n}}{\hat{\gamma}_{\text{D}}^{\frac{l+m+n}{2}} n!l!} \gamma_{\text{D}}^{\frac{l+m+n}{2}} K_{l-m+n} \left(2m \sqrt{\frac{2\gamma_{\text{D}}}{\hat{\gamma}_{\text{D}}}} \right), \quad (54)$$

$$\mathcal{I}_4 = \frac{m^m}{\Gamma(m)} \sum_{k=0}^{m-1} \sum_{n=0}^{m-1} \sum_{l=0}^{m-1} \frac{m^{k+n+l} \gamma_{\text{D}}^{n+l}}{\hat{\gamma}_{\text{D}}^{n+l} k!n!l!} \int_0^\infty g_{\text{SR}}^{k-n-l+m-1} e^{-2mg_{\text{SR}} - \frac{2m\gamma_{\text{D}}}{\hat{\gamma}_{\text{D}}g_{\text{SR}}}} dg_{\text{SR}}, \quad (55)$$

$$= \frac{m^m}{\Gamma(m)} \sum_{k=0}^{m-1} \sum_{n=0}^{m-1} \sum_{l=0}^{m-1} \frac{2m^{k+n+l}}{\hat{\gamma}_{\text{D}}^{\frac{k+n+l+m}{2}} k!n!l!} \gamma_{\text{D}}^{\frac{k+n+l+m}{2}} K_{n+l-k-m} \left(4m \sqrt{\frac{\gamma_{\text{D}}}{\hat{\gamma}_{\text{D}}}} \right). \quad (56)$$

Finally, by plugging (50)-(56) into (43) and doing some algebraic simplifications, the proof is completed.

REFERENCES

- [1] K. David and H. Berndt, "6G vision and requirements: Is there any need for beyond 5G?" *IEEE vehicular technology magazine*, vol. 13, no. 3, pp. 72–80, 2018.
- [2] C. Huang, R. Zhang, and S. Cui, "Throughput maximization for the Gaussian relay channel with energy harvesting constraints," *IEEE Journal on Selected Areas in Communications*, vol. 31, no. 8, pp. 1469–1479, 2012.
- [3] R. Jiang, K. Xiong, P. Fan, Y. Zhang, and Z. Zhong, "Optimal design of SWIPT systems with multiple heterogeneous users under non-linear energy harvesting model," *IEEE Access*, vol. 5, pp. 11 479–11 489, 2017.
- [4] K. Xiong, B. Wang, and K. R. Liu, "Rate-energy region of SWIPT for MIMO broadcasting under nonlinear energy harvesting model," *IEEE Transactions on Wireless Communications*, vol. 16, no. 8, pp. 5147–5161, 2017.
- [5] L. R. Varshney, "Transporting information and energy simultaneously," *2008 IEEE international symposium on information theory*, pp. 1612–1616, 2008.
- [6] X. Lu, P. Wang, D. Niyato, D. I. Kim, and Z. Han, "Wireless networks with RF energy harvesting: A contemporary survey," *IEEE Communications Surveys & Tutorials*, vol. 17, no. 2, pp. 757–789, 2014.
- [7] X. Zhou, R. Zhang, and C. K. Ho, "Wireless information and power transfer: Architecture design and rate-energy tradeoff," *IEEE Transactions on communications*, vol. 61, no. 11, pp. 4754–4767, 2013.
- [8] A. A. Nasir, X. Zhou, S. Durrani, and R. A. Kennedy, "Relaying protocols for wireless energy harvesting and information processing," *IEEE Transactions on Wireless Communications*, vol. 12, no. 7, pp. 3622–3636, 2013.
- [9] G. Pan and C. Tang, "Outage performance on threshold AF and DF relaying schemes in simultaneous wireless information and power transfer systems," *AEU-International Journal of Electronics and Communications*, vol. 71, pp. 175–180, 2017.
- [10] N. T. Do, D. B. da Costa, T. Q. Duong, V. N. Q. Bao, and B. An, "Exploiting direct links in multiuser multirelay SWIPT cooperative networks with opportunistic scheduling," *IEEE Transactions on Wireless Communications*, vol. 16, no. 8, pp. 5410–5427, 2017.
- [11] X. Di, K. Xiong, P. Fan, and H.-C. Yang, "Simultaneous wireless information and power transfer in cooperative relay networks with rateless codes," *IEEE Transactions on Vehicular Technology*, vol. 66, no. 4, pp. 2981–2996, 2016.
- [12] K. M. Rabie, B. Adebisi, and M.-S. Alouini, "Half-duplex and full-duplex AF and DF relaying with energy-harvesting in log-normal fading," *IEEE transactions on Green Communications and Networking*, vol. 1, no. 4, pp. 468–480, 2017.

- [13] T. Li, P. Fan, and K. B. Letaief, "Outage probability of energy harvesting relay-aided cooperative networks over Rayleigh fading channel," *IEEE Transactions on Vehicular Technology*, vol. 65, no. 2, pp. 972–978, 2015.
- [14] H. Lee, C. Song, S.-H. Choi, and I. Lee, "Outage probability analysis and power splitter designs for SWIPT relaying systems with direct link," *IEEE Communications Letters*, vol. 21, no. 3, pp. 648–651, 2016.
- [15] Y. Lou, Y. Zheng, J. Cheng, and H. Zhao, "Performance of SWIPT-Based Differential AF Relaying Over Nakagami- m Fading Channels With Direct Link," *IEEE Wireless Communications Letters*, vol. 7, no. 1, pp. 106–109, 2017.
- [16] S. Zhong, H. Huang, and R. Li, "Outage probability of power splitting SWIPT two-way relay networks in Nakagami- m fading," *EURASIP Journal on Wireless Communications and Networking*, vol. 2018, no. 1, pp. 1–8, 2018.
- [17] K. Rabie, B. Adebisi, G. Nauryzbayev, O. S. Badarneh, X. Li, and M.-S. Alouini, "Full-duplex energy-harvesting enabled relay networks in generalized fading channels," *IEEE Wireless Communications Letters*, vol. 8, no. 2, pp. 384–387, 2018.
- [18] G. Nauryzbayev, K. M. Rabie, M. Abdallah, and B. Adebisi, "On the Performance Analysis of WPT-Based Dual-Hop AF Relaying Networks in $\alpha - \mu$ Fading," *IEEE Access*, vol. 6, pp. 37 138–37 149, 2018.
- [19] A. U. Makarfi, R. Kharel, K. M. Rabie, X. Li, O. S. Badarneh, G. Nauryzbayev, S. Arzykulov, and O. Kaiwartya, "Performance analysis of SWIPT networks over composite fading channels," in *2020 IEEE Eighth International Conference on Communications and Networking (ComNet)*. IEEE, 2020, pp. 1–7.
- [20] L. Mohjazi, S. Muhaidat, M. Dianati, and M. Al-Qutayri, "Performance analysis of SWIPT relay networks with noncoherent modulation," *IEEE Transactions on Green Communications and Networking*, vol. 2, no. 4, pp. 1072–1086, 2018.
- [21] R. Zhang and C. K. Ho, "MIMO broadcasting for simultaneous wireless information and power transfer," *IEEE Transactions on Wireless Communications*, vol. 12, no. 5, pp. 1989–2001, 2013.
- [22] X. Zhou and Q. Li, "Energy efficiency for SWIPT in MIMO two-way amplify-and-forward relay networks," *IEEE Transactions on Vehicular Technology*, vol. 67, no. 6, pp. 4910–4924, 2018.
- [23] M. Alageli, A. Ikhlef, F. Alsifany, M. A. Abdullah, G. Chen, and J. Chambers, "Optimal downlink transmission for cell-free SWIPT massive MIMO systems with active eavesdropping," *IEEE Transactions on Information Forensics and Security*, vol. 15, pp. 1983–1998, 2019.
- [24] J. Wang, G. Wang, B. Li, H. Yang, Y. Hu, and A. Schmeink, "Massive MIMO two-way relaying systems with SWIPT in IoT networks," *IEEE Internet of Things Journal*, vol. 8, no. 20, pp. 15 126–15 139, 2020.
- [25] Z. Wen, X. Liu, N. C. Beaulieu, R. Wang, and S. Wang, "Joint source and relay beamforming design for full-duplex MIMO AF relay SWIPT systems," *IEEE Communications Letters*, vol. 20, no. 2, pp. 320–323, 2016.
- [26] T. M. Hoang, X. N. Tran, B. C. Nguyen *et al.*, "On the performance of MIMO full-duplex relaying system with SWIPT under outdated CSI," *IEEE Transactions on Vehicular Technology*, vol. 69, no. 12, pp. 15 580–15 593, 2020.
- [27] Z. Ding, S. M. Perlaza, I. Esnaola, and H. V. Poor, "Power allocation strategies in energy harvesting wireless cooperative networks," *IEEE Transactions on Wireless Communications*, vol. 13, no. 2, pp. 846–860, 2014.
- [28] J. Huang, C.-C. Xing, and M. Guizani, "Power allocation for D2D communications with SWIPT," *IEEE Transactions on Wireless Communications*, vol. 19, no. 4, pp. 2308–2320, 2020.
- [29] M. Liu and Y. Liu, "Power allocation for secure SWIPT systems with wireless-powered cooperative jamming," *IEEE Communications Letters*, vol. 21, no. 6, pp. 1353–1356, 2017.
- [30] H. Yang, Y. Ye, X. Chu, and M. Dong, "Resource and power allocation in SWIPT-enabled device-to-device communications based on a nonlinear energy harvesting model," *IEEE Internet of Things Journal*, vol. 7, no. 11, pp. 10 813–10 825, 2020.
- [31] L. Chen, B. Hu, G. Xu, and S. Chen, "Energy-efficient power allocation and splitting for mmWave beamspace MIMO-NOMA with SWIPT," *IEEE Sensors Journal*, vol. 21, no. 14, pp. 16 381–16 394, 2021.
- [32] S. Guo, X. Zhou, and X. Zhou, "Energy-efficient resource allocation in SWIPT cooperative wireless networks," *IEEE Systems Journal*, vol. 14, no. 3, pp. 4131–4142, 2020.

- [33] R. R. Kurup and A. Babu, "Power Adaptation for Improving the Performance of Time Switching SWIPT-Based Full-Duplex Cooperative NOMA Network," *IEEE Communications Letters*, vol. 24, no. 12, pp. 2956–2960, 2020.
- [34] I. Budhiraja, N. Kumar, S. Tyagi, S. Tanwar, and M. Guizani, "SWIPT-enabled D2D communication underlaying NOMA-based cellular networks in imperfect CSI," *IEEE Transactions on Vehicular Technology*, vol. 70, no. 1, pp. 692–699, 2021.
- [35] S. Akbar, Y. Deng, A. Nallanathan, M. ElKashlan, and A.-H. Aghvami, "Simultaneous wireless information and power transfer in K -tier heterogeneous cellular networks," *IEEE Transactions on Wireless Communications*, vol. 15, no. 8, pp. 5804–5818, 2016.
- [36] K. Huang and V. K. Lau, "Enabling wireless power transfer in cellular networks: Architecture, modeling and deployment," *IEEE Transactions on Wireless Communications*, vol. 13, no. 2, pp. 902–912, 2014.
- [37] C. Psomas and I. Krikidis, "SWIPT with intelligent reflecting surfaces under spatial correlation," *IEEE Wireless Communications Letters*, vol. 10, no. 9, pp. 1924–1928, 2021.
- [38] Z. Yang and Y. Zhang, "Optimal SWIPT in RIS-aided MIMO networks," *IEEE Access*, vol. 9, pp. 112 552–112 560, 2021.
- [39] —, "Beamforming optimization for RIS-aided SWIPT in cell-free MIMO networks," *China Communications*, vol. 18, no. 9, pp. 175–191, 2021.
- [40] M. Diamanti, E. E. Tsiropoulou, and S. Papavassiliou, "The Joint Power of NOMA and Reconfigurable Intelligent Surfaces in SWIPT Networks," in *2021 IEEE 22nd International Workshop on Signal Processing Advances in Wireless Communications (SPAWC)*. IEEE, 2021, pp. 621–625.
- [41] N. Hehao and L. Ni, "Intelligent reflect surface aided secure transmission in MIMO channel with SWIPT," *IEEE Access*, vol. 8, pp. 192 132–192 140, 2020.
- [42] L. Fan, R. Zhao, F.-K. Gong, N. Yang, and G. K. Karagiannidis, "Secure multiple amplify-and-forward relaying over correlated fading channels," *IEEE Transactions on Communications*, vol. 65, no. 7, pp. 2811–2820, 2017.
- [43] L. Fan, X. Lei, N. Yang, T. Q. Duong, and G. K. Karagiannidis, "Secrecy cooperative networks with outdated relay selection over correlated fading channels," *IEEE Transactions on Vehicular Technology*, vol. 66, no. 8, pp. 7599–7603, 2017.
- [44] S. Livieratos, A. Voulkidis, G. Chatzarakis, and P. Cottis, "Correlated phenomena in wireless communications: A copula approach," in *Applications of Mathematics and Informatics in Science and Engineering*. Springer, 2014, pp. 95–104.
- [45] M. H. Gholizadeh, H. Amindavar, and J. A. Ritcey, "On the capacity of MIMO correlated Nakagami-m fading channels using copula," *EURASIP Journal on Wireless Communications and Networking*, vol. 2015, no. 1, pp. 1–11, 2015.
- [46] F. R. Ghadi and G. A. Hodtani, "Copula function-based analysis of outage probability and coverage region for wireless multiple access communications with correlated fading channels," *IET Communications*, vol. 14, no. 11, pp. 1805–1811, 2020.
- [47] —, "Copula-based analysis of physical layer security performances over correlated Rayleigh fading channels," *IEEE Transactions on Information Forensics and Security*, vol. 16, pp. 431–440, 2020.
- [48] E. A. Jorswieck and K.-L. Besser, "Copula-based bounds for multi-user communications—Part I: Average Performance," *IEEE Communications Letters*, vol. 25, no. 1, pp. 3–7, 2020.
- [49] K.-L. Besser and E. A. Jorswieck, "Copula-based bounds for multi-user communications—Part II: Outage Performance," *IEEE Communications Letters*, vol. 25, no. 1, pp. 8–12, 2020.
- [50] F. R. Ghadi, G. A. Hodtani, and F. J. López-Martínez, "The role of correlation in the doubly dirty fading mac with side information at the transmitters," *IEEE Wireless Communications Letters*, vol. 10, no. 9, pp. 2070–2074, 2021.
- [51] K.-L. Besser and E. A. Jorswieck, "Bounds on the secrecy outage probability for dependent fading channels," *IEEE Transactions on Communications*, vol. 69, no. 1, pp. 443–456, 2020.

- [52] F. R. Ghadi, F. J. Martin-Vega, and F. J. Lopez-Martinez, "Capacity of backscatter communication under arbitrary fading dependence," *IEEE Transactions on Vehicular Technology*, 2022.
- [53] F. R. Ghadi and W.-P. Zhu, "Performance Analysis over Correlated/Independent Fisher-Snedecor F Fading Multiple Access Channels," *IEEE Transactions on Vehicular Technology*, 2022.
- [54] R. B. Nelsen, *An introduction to copulas*. Springer Science & Business Media, 2007.
- [55] S. Sriboonchitta and V. Kreinovich, "Why are FGM copulas successful? A simple explanation," *Advances in Fuzzy Systems*, vol. 2018, 2018.
- [56] J. N. Laneman, D. N. Tse, and G. W. Wornell, "Cooperative diversity in wireless networks: Efficient protocols and outage behavior," *IEEE Transactions on Information theory*, vol. 50, no. 12, pp. 3062–3080, 2004.
- [57] V. Adamchik and O. Marichev, "The algorithm for calculating integrals of hypergeometric type functions and its realization in REDUCE system," in *Proceedings of the international symposium on Symbolic and algebraic computation*, 1990, pp. 212–224.
- [58] A. Prudnikov, Y. A. Brychkov, and O. Marichev, "More Special Functions (Integrals and Series vol 3)," 1990.
- [59] S. Ly, K.-H. Pho, S. Ly, and W.-K. Wong, "Determining distribution for the product of random variables by using copulas," *Risks*, vol. 7, no. 1, p. 23, 2019.