

# Corrections to Estimated Accretion Disk Size due to Color Correction, Disk Truncation and Disk Wind

ANDRZEJ A. ZDZIARSKI<sup>1</sup> AND BEI YOU<sup>2,3</sup>

<sup>1</sup>*Nicolaus Copernicus Astronomical Center, Polish Academy of Sciences, Bartycka 18, PL-00-716 Warszawa, Poland; aaz@camk.edu.pl*

<sup>2</sup>*School of Physics and Technology, Wuhan University, Wuhan 430072, China*

<sup>3</sup>*Astronomical Center, Wuhan University, Wuhan 430072, China*

## ABSTRACT

We consider corrections to the disk sizes measured at a given frequency with accretion models due to the color correction, a disk truncation at an inner radius larger than the innermost stable circular orbit, and disk winds. We apply our results to the estimates of the disk sizes based on microlensing. We find these three effects combined can explain the long-standing problem of the disk sizes from microlensing being larger than those estimated using the standard disk model (i.e., that without accounting for the above effects). In particular, an increase of the color correction with the increasing temperature can lead to a strong increase of the half-light radius even if this correction is close to unity at the temperature corresponding to an observed frequency. Our proposed formalism for calculating the half-light radius also resolves the long-standing issue of discrepancies between the disk size estimates based on the accretion rate and on the observed flux.

## 1. INTRODUCTION

About a hundred of distant quasars have so far been observed to have multiple images due to gravitational lensing by a galaxy in the line of sight. A famous example is the Einstein cross source, G2237+0305, which has four gravitationally lensed images (Schneider et al. 1988). Then, stars in the lensing galaxies cause microlensing (Paczynski 1986) of each of the image, which effect allows us to determine the size of the source of light, in particular, an accretion disk surrounding the quasar black hole, see Wambsganss (2006) for a review.

A number of papers have reported that the sizes estimated by O/IR monitoring observations are larger by a factor of a few than those predicted by the standard accretion disk theory (Shakura & Sunyaev 1973) given the observed flux (e.g., Pooley et al. 2007; Dai et al. 2010; Morgan et al. 2010; Chartas et al. 2016). Equivalently, the optical flux measured from the source is significantly lower than that from a standard geometrically-thin disk emitting at the wavelength of the observation. We consider here ways to explain this discrepancy.

In this work, we consider a color correction to the disk blackbody emission of  $f_{\text{col}} \geq 1$ . At a given observed flux and frequency, the size of the emitting region is  $\propto f_{\text{col}}^2$ , and  $f_{\text{col}} \sim 2$  would be sufficient. The study of Hubeny et al. (2001) indicates that  $f_{\text{col}} \approx 1$  in the optical wavelengths. However, that result assumes that there is no dissipation in disk surface layers. If this assumption is relaxed and a moderate dissipation in the surface layer is allowed, the above discrepancy can be resolved. Indeed, there have been a number of papers considering accretion disks supported by magnetic pressure, which are substantially hotter than the standard ones (Begelman & Pringle 2007; Salvesen et al. 2016), see also Begelman & Silk (2017), Dexter & Begelman (2019), Mishra et al. (2020). The effect of scattering atmospheres

on the disk size estimates was also considered by Hall et al. (2018). Furthermore, even if the color correction is about a unity at the measured frequencies, its increase at higher frequencies can lead to a substantial increase of the half-light radius (defined by Mortonson et al. 2005; Pooley et al. 2007), for which a half of the radiation at a  $\nu$  is emitted interior of it, and a half, exterior to it.

A further effect is the possible truncation of the disk at some inner radius. This is likely, given the X-ray emission also observed from those quasars. If the disk is truncated, the half-light radius will be increased further. Yet another effect is a possible decrease of the accretion rate with the decreasing distance to the black hole due to wind mass loss (e.g., You et al. 2016b, which can, in principle, reconcile the theoretical predictions with the observations (Li et al. 2019; Sun et al. 2019). In this Letter, we study the effects of all three of these phenomena. Furthermore, we take into account that the disk may be covered by an X-ray emitting corona, in which a fraction of the gravitational energy is dissipated as well as it upscatters a fraction of the disk photons to higher energies (Svensson & Zdziarski 1994; Gierliński et al. 1999; Done & Kubota 2006; You et al. 2016a). That effect is included phenomenologically by a multiplicative coefficient.

## 2. DISC SIZE

Let us consider a geometrically-thin, optically-thick, accretion disk (Shakura & Sunyaev 1973). We assume the disk locally, at each radius,  $R$ , emits a blackbody spectrum diluted by a color correction,  $f_{\text{col}} \geq 1$ , which, in general, can be a function of the effective temperature,  $T_{\text{eff}}$ , and the color temperature is then  $T = f_{\text{col}} [T_{\text{eff}}(R)] T_{\text{eff}}$ , see, e.g., Hubeny et al. (2001), Chiang (2002). We take into account a possible existence of a corona covering the disk, via the coefficient  $f_c \leq 1$ , equal to 1 in the absence of a corona. Then the

observed flux at an observed frequency,  $\nu$ , is given by,

$$\nu F_\nu = \frac{4\pi h\nu^4 (1+z)^4 f_c \cos i}{D_L^2 c^2} \times \int_{R_{\text{in}}}^{R_{\text{out}}} \frac{R dR}{f_{\text{col}} [T_{\text{eff}}(R)]^4 \{\exp[h\nu(1+z)/kT(R)] - 1\}}, \quad (1)$$

where  $z$  is the redshift,  $D_L$  is the luminosity distance,  $i$  is the inclination at which the disk is observed,  $R_{\text{out}}$  is the disk outer radius, and  $R_{\text{in}}$  is the inner radius down to which the above optically disk extends. This radius may correspond to the innermost stable orbit (ISCO), but it may be substantially larger if the disk is truncated. In fact, the presence of X-ray emission from quasars requires that a part of the available gravitational energy is converted into heating of a relativistic gas, capable of X-ray emission. The energy conservation requires that the same part is subtracted from the disk dissipation. This can be achieved by either some of the dissipation taking place at the corona (as given by a value of  $f_c$ ), at the expense of the underlying disk (Svensson & Zdziarski 1994; Done & Kubota 2006), or by truncation of the optically thick disk at  $R_{\text{in}}$ , below which it is replaced by a hot flow (e.g., Narayan & Yi 1994; Zdziarski & Gierliński 2004; Done, Gierliński, & Kubota 2007; You, Cao, & Yuan 2016a), or by a combination of both. Hereafter, we include  $f_c$  in equations below, but set  $f_c = 1$  in numerical estimates. We also note that  $D_L = D_A(1+z)^2$ , where  $D_A$  is the angular diameter distance, which allows for a minor simplification of the above expression.

In the Newtonian limit and assuming the zero-torque inner boundary condition, the effective temperature is<sup>1</sup>

$$T_{\text{eff}}(R) = \left[ \frac{3f_c G M \dot{M}(R)}{8\pi\sigma R^3} \right]^{1/4} \left[ 1 - \left( \frac{R_b}{R} \right)^{1/2} \right]^{1/4}, \quad (2)$$

where  $M$  is the black-hole mass,  $\dot{M}(R)$  is the disk mass flow rate at  $R$ ,  $R_b$  is here the radius at which the zero-torque boundary condition is imposed, and  $\sigma$  is the Stefan-Boltzmann constant. We note that in order for the accretion to proceed, the angular momentum of the accreted matter has to be transferred outside, which implies the presence of a boundary term. However, the dissipation may continue in a hot flow below a disk truncation radius,  $R_{\text{in}}$ , which can be  $\geq R_b$ . Given theoretical uncertainties, we assume  $R_{\text{in}} = R_b$  in the examples given below. Note that equations (1) and (2) are the basic formulae determining the disk size.

<sup>1</sup> We note the presence of a redistribution of the gravitationally-released energy is responsible for the appearance of the factor of 3 in equation (2) regardless of the boundary condition, cf. equations (4.30) and (5.14–5.15) of Frank et al. (2002). The locally released gravitational energy would give only the factor of 1 in that equation. In the case of zero-stress inner boundary condition, the factor of 3 also corresponds to  $\int_{R_{\text{in}}}^{\infty} R^{-2} dR = 1/R_{\text{in}}$  vs.  $\int_{R_{\text{in}}}^{\infty} R^{-2} [1 - (R_{\text{in}}/R)]^{1/2} dR = (1/(3R_{\text{in}}))$ , independent of the value of  $R_{\text{in}}$ . We note that this factor of 3 should appear in the denominator of equation (12) of Zdziarski et al. (2021).

We are concerned here with determining a characteristic disk radius from which the bulk of the radiation at a frequency  $\nu$  is emitted. For that purpose, we define the radius,  $R_\nu$ , at which the local color temperature corresponds to the source-frame frequency,  $h\nu(1+z) = kT_{\text{eff}}(R_\nu) f_{\text{col}} [T_{\text{eff}}(R_\nu)]$  (hereafter  $\nu$  denotes a frequency in the observer frame). If we are concerned with emission at  $R_\nu \gg R_{\text{in}}$ , the second factor in equation (2) can be neglected, in which case  $T_{\text{eff}} \propto R^{-3/4}$ . The expression for  $R_\nu$  in terms of  $M$  and  $\dot{M}$  can be then obtained

$$R_{\nu,T} \approx \left[ \frac{k f_{\text{col}}(R_{\nu,1})}{h\nu(1+z)} \right]^{4/3} \left[ \frac{3f_c G M \dot{M}(R_{\nu,1})}{8\pi\sigma} \right]^{1/3}. \quad (3)$$

We note that this expression, often called the ‘theory size’, depends on  $\dot{M}(R_\nu)$ , which is usually not directly known.

If  $\dot{M}$  and the color correction are constant, we have  $kT(x) = h\nu(1+z)x^{-3/4}$ , where  $x \equiv R/R_\nu$ . We can then rewrite equation (1) as

$$\nu F_\nu \approx \frac{4\pi h\nu^4 (1+z)^4 R_\nu^2 I_1 f_c \cos i}{f_{\text{col}}^4 D_L^2 c^2}, \quad (4)$$

$$I_1 \equiv \int_0^\infty \frac{x dx}{\exp(x^{3/4}) - 1} = \frac{4}{3} \Gamma\left(\frac{8}{3}\right) \zeta\left(\frac{8}{3}\right) \approx 2.5762, \quad (5)$$

where  $\Gamma$  and  $\zeta$  are the Euler Gamma function and the Riemann zeta function, respectively. This yields

$$R_{\nu,F} \approx \frac{f_{\text{col}}^2 D_L c (\nu F_\nu)^{1/2}}{2\nu^2 (1+z)^2 (\pi I_1 h f_c \cos i)^{1/2}}, \quad (6)$$

which is often called the ‘flux size’. Note that in the considered limit,  $R_{\nu,F}$  is independent of the black-hole mass, and depends only on  $F_\nu$  and  $i$ . It is also  $\propto f_{\text{col}}^2 f_c^{-1/2}$ . We also note that the ratio  $R_{\nu,F}/R_{\nu,T} \propto f_{\text{col}}^{2/3} f_c^{-5/6}$ ; thus it is larger than unity for  $f_{\text{col}} > 1$ ,  $f_c < 1$ , which can explain values of  $R_{\nu,T}$  being larger than  $R_{\nu,F}$  at the assumed  $f_{\text{col}} = f_c = 1$  in microlensed quasars (e.g., Morgan et al. 2010). If we equate  $R_{\nu,T} = R_{\nu,F}$ , we obtain the expression for the color-corrected disk blackbody spectrum in the intermediate region,  $F_\nu \propto \nu^{1/3}$ , between the low and high energy cutoffs due to the disk outer and inner radii, respectively,

$$\nu F_\nu = \frac{\pi^{1/3} I_1 k^{8/3} \cos i (3f_c G M \dot{M}/\sigma)^{2/3}}{c^2 D_L^2 h^{5/3}} \left[ \frac{(1+z)\nu}{f_{\text{col}}} \right]^{4/3}. \quad (7)$$

A discrepancy between the values of  $R_{\nu,T}$  and  $R_{\nu,F}$  may indicate that either the local emission is not given by the disk blackbody spectrum, equation (7), or  $\dot{M}$  and/or  $f_{\text{col}}$  are not properly estimated.

We also define the half-light radius (Mortonson et al. 2005; Pooley et al. 2007), at which a half of the emission at  $\nu$  is emitted interior of  $R_{1/2,\nu}$ . This is a nearly model-independent quantity, and thus preferred in comparison of

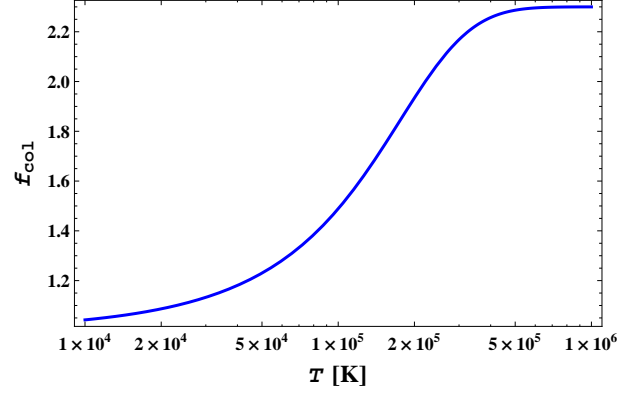
models with observations (Mortonson et al. 2005). For constant  $\dot{M}$  and  $f_{\text{col}}$ , it corresponds to the solution of

$$\int_0^{x_{1/2}} \frac{x dx}{\exp(x^{3/4}) - 1} = \int_{x_{1/2}}^{\infty} \frac{x dx}{\exp(x^{3/4}) - 1}, \quad x_{1/2} \approx 2.4356, \quad (8)$$

i.e.,  $R_{1/2,\nu} = x_{1/2} R_{\nu,F}$ . In the considered limit,  $R_{1/2,\nu'} = (\nu'/\nu)^{-4/3} R_{1/2,\nu}$ .

On the other hand, an accurate determination of the disk radius requires using directly equations (1) and (2) rather than the above approximations, and taking into account relevant physical effect. In particular, the emitting region can be close to the disk inner boundary, in which case the boundary term needs to be taken into account. Also, the color correction is, in general, temperature dependent. Furthermore, winds can be launched from the accretion disk accretion disks via a variety of mechanisms: line-driven, thermal and magnetic. Details of those mechanisms remain still uncertain. In their studies of the effect of winds on the measured size of disks, Li et al. (2019) and Sun et al. (2019) assumed the decrease with the decreasing radius of the mass flow rate due to the wind for a non-rotating BH to be  $\dot{M}(R) = \dot{M}_{\text{in}}(R/R_{\text{in}})^s$ , where  $R_{\text{in}} = 6R_g$ ,  $R_g = GM/c^2$ ,  $\dot{M}_{\text{in}}$  is the accretion rate onto the BH, and  $s > 0$  is a parameter. Li et al. (2019) fitted this model to the sizes obtained from microlensing, and found that the value of  $s$  as high as  $\approx 1.3$  was required. If the above functional dependence applies up to the outer truncation radius, which in AGNs is typically  $\sim 10^3\text{--}10^4 R_g$  (e.g., Goodman 2003, and fig. 6 in You et al. 2012), the mass flow rate supplied to the disk is  $\sim 800\text{--}1.5 \times 10^4$  higher than that accreting onto the BH, which we consider highly unlikely. In the case of sources emitting at a substantial fraction of the Eddington luminosity, e.g.,  $\sim 1/4\text{--}1$  (typical for microlensing sources, Kollmeier et al. 2006), such an increase of  $\dot{M}$  with the increasing radius would cause the accretion rate to become progressively more super-Eddington with the increasing radius, while there have no indications of such rates. Also, the calculations of the emitted spectrum in such case assuming the thin disk become not self-consistent. In the case of accreting X-ray binaries, Coriat et al. (2012) found that estimating the average mass transfer rate from the donor based on the observed X-ray luminosity assuming the standard accretion efficiency, i.e., neglecting the effect of winds in reducing the BH accretion rate, gives a very good agreement with the prediction of the disk instability model of the X-ray transients (Dubus et al. 2001). Therefore, we believe it is highly unlikely that the presence of disk winds results in a radial dependence of the accretion rate as strong as the above power-law. Therefore, we consider alternative descriptions of the effect of winds on  $\dot{M}(R)$ . A number of them were listed by You et al. (2016b). Among those, we have chosen the most physically-motivated one, following from the jet/disk outflow model of Blandford & Payne (1982),

$$\dot{M}(R) = \dot{M}_{\text{in}} \left[ 1 + \left( \frac{\dot{M}_{\text{out}}}{\dot{M}_{\text{in}}} - 1 \right) \frac{\ln(R/R_{\text{in}})}{\ln(R_{\text{out}}/R_{\text{in}})} \right], \quad (9)$$



**Figure 1.** The dependence of  $f_{\text{col}}$  on the disk temperature from the formula of Chiang (2002) approximating results of Hubeny et al. (2001).

where hereafter we adopt  $R_{\text{out}} = 10^3 R_g$ , and  $\dot{M}_{\text{out}}/\dot{M}_{\text{in}} \geq 1$ ,  $\dot{M}_{\text{in}}$ ,  $R_{\text{in}}$  are free parameters. This prescription can give a relatively moderate increase of  $\dot{M}$  with the increasing radius. For the case of no wind effect on  $\dot{M}$  (which is then constant), we set  $\dot{M}_{\text{out}}/\dot{M}_{\text{in}} = 1$ .

Therefore, we write equations (1–2) as

$$\nu F_{\nu} = \frac{4\pi h \nu^4 (1+z)^4 (GM)^2 f_c \cos i}{D_L^2 c^6} \times \quad (10)$$

$$\int_{r_{\text{in}}}^{r_{\text{out}}} \frac{r dr}{f_{\text{col}} [T_{\text{eff}}(r)]^4 \{ \exp[h\nu(1+z)/kT(r)] - 1 \}},$$

$$T_{\text{eff}}(r) = \left[ \frac{3f_c c^6 \dot{M}(r)}{8\pi\sigma G^2 M^2 r^3} \right]^{1/4} \left[ 1 - \left( \frac{r_b}{r} \right)^{1/2} \right]^{1/4}, \quad (11)$$

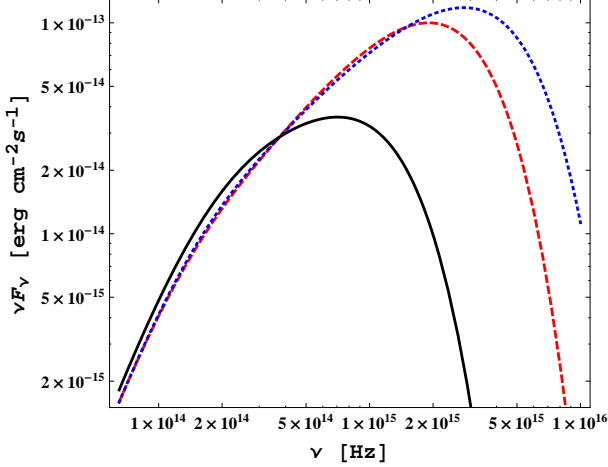
$$T(r) = f_{\text{col}} [T_{\text{eff}}(r)] T_{\text{eff}}(r), \quad (12)$$

where we used another radial variable,  $r \equiv R/R_g$ . For the color correction, we use a formula of Chiang (2002), who fitted the numerical results given in fig. 13 of Hubeny et al. (2001),

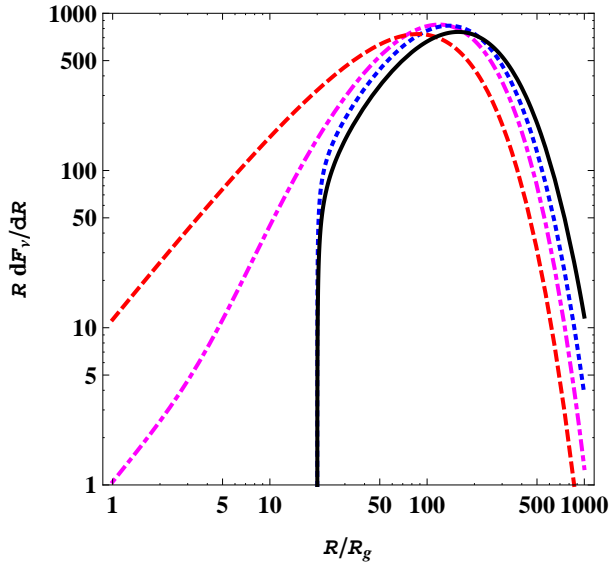
$$f_{\text{col}}(T_{\text{eff}}) = f_{\infty} - \frac{(f_{\infty} - 1) [1 + \exp(-\nu_b/\Delta\nu)]}{1 + \exp[(\nu_p - \nu_b)/\Delta\nu]}, \quad (13)$$

where  $\nu_p = 2.82kT_{\text{eff}}/h$ ,  $f_{\infty} = 2.3$ ,  $\nu_b = \Delta\nu = 5 \times 10^{15}$  Hz (in the source frame). This dependence is shown in Fig. 1. We note it roughly agrees with the general trend shown in fig. 1 of Hubeny et al. (2001), while a constant value of  $f_{\text{col}}$  disagrees with the results of Hubeny et al. (2001). On the other hand, an  $f_{\text{col}}$  substantially greater than 1 is ruled out for emission at frequencies  $\sim 10^{15}$  Hz in the source frame in the framework of the standard disk model, since it would predict a strong decrease of the flux, see equation (10), not seen in the results of Hubeny et al. (2001).

Since the flux can be measured at a different frequency,  $\nu_1$ , than that,  $\nu_2$ , of the size measurement (in particular from microlensing), we first solve equations (9–12) at  $\nu_1$  for  $\dot{M}_{\text{in}}$  for given  $r_{\text{in}}$  and  $r_{\text{out}}$ , by setting  $F_{\nu_1}$  equal to that observed.



**Figure 2.** The disk blackbody spectra shown at the observer frame for  $r_{\text{in}} = 6$  for the parameters of SDSS 0924+0219 (Morgan et al. 2010). The red dashed and blue dotted curves correspond to  $f_{\text{col}} = 1$  and  $f_{\text{col}}$  of Chiang (2002). The black solid curve gives the spectrum corresponding to  $r_{\text{in}} = r_{\text{b}} = 20$ ,  $f_{\text{col}}$  of Chiang (2002), and  $\dot{M}(R)$  given by equation (9) with  $\dot{M}_{\text{out}}/\dot{M}_{\text{in}} = 5$ . The normalization is set by the observed flux at the *I*-band mid frequency ( $3.7 \times 10^{14}$  Hz).



**Figure 3.** The radial emissivity profiles,  $dF_\nu d \ln R$ , at the source-frame wavelength of 2500 Å for  $R_{\text{in}} = 0$ ,  $f_c = 1$  at  $f_{\text{col}} = 1$ , dashed red curve, compared to  $f_{\text{col}}$  of Chiang (2002), magenta dot-dashed curve. The blue dotted curve shows the latter case case modified for  $R_{\text{in}} = R_{\text{b}} = 20$ , while the solid black curve shows this case with adding variability of  $\dot{M}(R)$ , with  $\dot{M}_{\text{out}}/\dot{M}_{\text{in}} = 5$ . We see that including the variable  $\dot{M}(R)$  has a relatively small effect on the profile. The parameters correspond to those of SDSS 0924+0219 (Morgan et al. 2010), and the overall normalization is arbitrary.

Then, the half-light radius at  $\nu_2$  is given by  $r_{1/2}$ , which splits the integral in equation (10) in two halves (analogously to equation 8). The formalism based on equations (9–12) yields only one disk size, and thus there is no more an ambiguity between the ‘theory size’ and the ‘disk size’.

As an example illustrating the above results, we use the parameters of the quasar SDSS 0924+0219 ( $z = 1.524$ ) as given by Morgan et al. (2010)<sup>2</sup>, namely  $M = 1.1 \times 10^8 M_\odot$ ,  $D_L \approx 11.1$  Gpc,  $\nu_1 \approx 3.7 \times 10^{14}$  Hz (the *I* band),  $F_{\nu_1} \approx 7.7 \times 10^{-29}$  erg cm<sup>-2</sup> s<sup>-1</sup> Hz<sup>-1</sup>,  $\nu_2 \approx 1.2 \times 10^{15}/(1+z)$  Hz [ $\lambda_2 = 2500(1+z)$  Å]. The half-light radius at  $\nu_2$  from microlensing following from the estimate by Morgan et al. (2010) is  $\approx 150 R_g$ .

Fig. 2 shows the effect of using the above color correction on the integrated spectra. We see the UV emission is greatly enhanced. We also show a case with a disk truncation and variable  $\dot{M}(R)$ . At low frequencies, we also see the effect of the outer disk radius (taken as  $10^3 R_g$ ), which hardens the spectral slope. Thus, there is not any extended range with  $F_\nu \propto \nu^{1/3}$ , assumed in the approximations of equations (3) and (6).

Fig. 3 shows the radial emissivity profiles,  $dF_\nu d \ln R = R dF_\nu/dR$  for  $R_{\text{in}} = R_{\text{b}} = 0$  (corresponding to the neglect of the inner boundary condition),  $f_c = 1$  and  $f_{\text{col}} = 1$  compared to the same case except for  $f_{\text{col}}$  of Chiang (2002). We see that the effect of using the color correction is to substantially enhance the relative contributions of outer disk regions, in spite of the integrated spectra being relatively similar, Fig. 2. For  $f_{\text{col}} = 1$ ,  $R_{\nu_2, F} \approx 27 R_g$ ,  $R_{1/2, \nu_2} \approx 65 R_g$ , and  $\dot{M}_{\text{in}} \approx 1.9 \dot{M}_{\text{Edd}}$ , where  $\dot{M}_{\text{Edd}} \equiv L_{\text{Edd}}/c^2$  and  $L_{\text{Edd}}$  is the Eddington luminosity for pure hydrogen (note that we do not include an efficiency in the definition of  $\dot{M}_{\text{Edd}}$ ). On the other hand,  $R_{1/2, \nu_2} \approx 101 R_g$ , and  $\dot{M}_{\text{in}} \approx 2.8 \dot{M}_{\text{Edd}}$  in the case of  $f_{\text{col}}$  of Chiang (2002). Thus, the effect of the color correction is quite strong. As found, e.g., by Mosquera et al. (2013), the sizes of the X-ray sources in quasars estimated by microlensing are  $\sim 20 R_g$ . Thus, it is reasonable to assume  $R_{\text{in}} = 20 R_g$  as a disk truncation radius. With the disk truncation and  $R_{\text{b}} = R_{\text{in}} = 20$ , we find a further increase of the half-light radius,  $R_{1/2, \nu_2} \approx 123 R_g$ , and  $\dot{M}_{\text{in}} \approx 4.5 \dot{M}_{\text{Edd}}$ . Then, taking into account a variability of  $\dot{M}$  with  $\dot{M}_{\text{out}}/\dot{M}_{\text{in}} = 5$  due to disk winds increases  $R_{1/2, \nu_2}$  to  $\approx 141 R_g$  ( $\dot{M}_{\text{in}} \approx 1.3 \dot{M}_{\text{Edd}}$ ). It can be increased to  $\approx 150 R_g$  only for  $\dot{M}_{\text{out}}/\dot{M}_{\text{in}} = 20$  ( $\dot{M}_{\text{in}} \approx 0.37 \dot{M}_{\text{Edd}}$ ).

On the other hand, Dai et al. (2010) made a comparison of the disk sizes at a given frequency, both  $R_\nu$  and  $R_{1/2, \nu}$  between the standard disk model (Shakura & Sunyaev 1973) and the model of Hubeny et al. (2001), either relativistic and non-relativistic, and either assuming the local blackbody and with the NLTE disk atmosphere. They found that the model of Hubeny et al. (2001) gives generally *smaller* radii at an assumed value of  $\dot{M}$  than equation (3). However, it appears

<sup>2</sup> We note that Morgan et al. (2010) gave their estimates of the radii from microlensing,  $R_S$  in their notation, as  $R_\nu$ , not  $R_{1/2, \nu}$ .



that Dai et al. (2010) defined the  $R_\nu$  by  $h\nu = kT_{\text{eff}}$ , without including the color correction. In general, the blackbody emission is the most efficient radiation process possible (in the absence of coherent processes), and any departure from the full thermodynamical equilibrium has to lead to an increase of the emitting area.

### 3. CONCLUSIONS

We have studied the effects of including a color correction factor (based on the results of Hubeny et al. 2001), a disk truncation at an inner radius  $> \text{ISCO}$ , and of a decrease of  $\dot{M}$  with the decreasing disk radius due to winds on the half-light radii of standard accretion disks. In the case of the color correction, we have found it is important to estimate the size using half-light radii rather than the radii based on monochromatic approximations, equations (3) and (6). The cause of this is that while  $f_{\text{col}} \approx 1$  at  $R_\nu$ , it increases fast at lower radii, which, in turn, moves the emissivity radial profile to larger radii, which can be seen by comparing the dashed and dot-dashed curves in Fig. 2. In the considered example, it increases the half-light radius from  $65R_g$  to about  $100R_g$ .

Then, including the effect of an inner truncation radius of the disk being above the ISCO (compatible with the presence of X-ray emission) leads to a further increase. In the considered example, a truncation at a radius of  $20R_g$  together with the inclusion of the color correction increases the half-radius twice, to about  $120R_g$ . Thus, these effects are important, and should be included in interpreting the microlensing results.

Furthermore, we have considered the effect of disk winds, which can cause the local accretion rate to decrease with the decreasing radius. However, we have found that this assump-

tion has a relatively minor effect on the half-light radius. Assuming a large  $\dot{M}_{\text{out}}/\dot{M}_{\text{in}} = 5$ , we find the half-light radius to increase to about  $140R_g$ . This is similar to the half-light radius from microlensing, of  $\approx 150R_g$  in the considered example of SDSS 0924+0219 (Morgan et al. 2010).

The formalism used in this paper gives also the mass accretion rate of a given model, removing the ambiguity between the 'theory' and 'flux' radii. For the model with the disk truncation and a constant accretion rate, the implied value is  $\dot{M}_{\text{in}} \approx 4.5\dot{M}_{\text{Edd}}$ . For an assumed accretion efficiency of 0.1, this corresponds to about a half of the Eddington luminosity, in agreement with the estimates of the Eddington ratios of quasars of Kollmeier et al. (2006).

Finally, we note that the above results were derived assuming the standard optically-thick accretion disk, i.e., one in which the energy dissipation occurs close to the disk mid-plane. As we mentioned in Section 1, accretion disks supported by magnetic pressure are substantially hotter than the standard ones, and thus have substantially larger characteristic sizes at a given emitted frequency (e.g., Begelman & Pringle 2007; Begelman & Silk 2017), which provides an alternative solution to the problem of the accretion disk sizes.

### ACKNOWLEDGMENTS

We thank Eric Agol, Christopher Kochanek, Christopher Morgan, and Feng Yuan for valuable discussions. We acknowledge support from the Polish National Science Center under the grant 2019/35/B/ST9/03944, and from the Natural Science Foundation of China (U1838103, U1931203 and 11903024). Our work also benefitted from discussions during Team Meetings in the International Space Science Institute (Bern).

### REFERENCES

- Begelman, M. C., & Pringle, J. E. 2007, MNRAS, 375, 1070, doi: [10.1111/j.1365-2966.2006.11372.x](https://doi.org/10.1111/j.1365-2966.2006.11372.x)
- Begelman, M. C., & Silk, J. 2017, MNRAS, 464, 2311, doi: [10.1093/mnras/stw2533](https://doi.org/10.1093/mnras/stw2533)
- Blandford, R. D., & Payne, D. G. 1982, MNRAS, 199, 883, doi: [10.1093/mnras/199.4.883](https://doi.org/10.1093/mnras/199.4.883)
- Chartas, G., Rhea, C., Kochanek, C., et al. 2016, Astronomische Nachrichten, 337, 356, doi: [10.1002/asna.201612313](https://doi.org/10.1002/asna.201612313)
- Chiang, J. 2002, ApJ, 572, 79, doi: [10.1086/340193](https://doi.org/10.1086/340193)
- Coriat, M., Fender, R. P., & Dubus, G. 2012, MNRAS, 424, 1991, doi: [10.1111/j.1365-2966.2012.21339.x](https://doi.org/10.1111/j.1365-2966.2012.21339.x)
- Dai, X., Kochanek, C. S., Chartas, G., et al. 2010, ApJ, 709, 278, doi: [10.1088/0004-637X/709/1/278](https://doi.org/10.1088/0004-637X/709/1/278)
- Dexter, J., & Begelman, M. C. 2019, MNRAS, 483, L17, doi: [10.1093/mnras/sly213](https://doi.org/10.1093/mnras/sly213)
- Done, C., Gierliński, M., & Kubota, A. 2007, A&A Rv, 15, 1, doi: [10.1007/s00159-007-0006-1](https://doi.org/10.1007/s00159-007-0006-1)
- Done, C., & Kubota, A. 2006, MNRAS, 371, 1216, doi: [10.1111/j.1365-2966.2006.10737.x](https://doi.org/10.1111/j.1365-2966.2006.10737.x)
- Dubus, G., Hameury, J.-M., & Lasota, J.-P. 2001, A&A, 373, 251, doi: [10.1051/0004-6361:20010632](https://doi.org/10.1051/0004-6361:20010632)
- Frank, J., King, A., & Raine, D. J. 2002, Accretion Power in Astrophysics (Cambridge: Cambridge University Press)
- Gierliński, M., Zdziarski, A. A., Poutanen, J., et al. 1999, MNRAS, 309, 496, doi: [10.1046/j.1365-8711.1999.02875.x](https://doi.org/10.1046/j.1365-8711.1999.02875.x)
- Goodman, J. 2003, MNRAS, 339, 937, doi: [10.1046/j.1365-8711.2003.06241.x](https://doi.org/10.1046/j.1365-8711.2003.06241.x)
- Hall, P. B., Sarrouh, G. T., & Horne, K. 2018, ApJ, 854, 93, doi: [10.3847/1538-4357/aaa768](https://doi.org/10.3847/1538-4357/aaa768)
- Hubeny, I., Blaes, O., Krolik, J. H., & Agol, E. 2001, ApJ, 559, 680, doi: [10.1086/322344](https://doi.org/10.1086/322344)
- Kollmeier, J. A., Onken, C. A., Kochanek, C. S., et al. 2006, ApJ, 648, 128, doi: [10.1086/505646](https://doi.org/10.1086/505646)
- Li, Y.-P., Yuan, F., & Dai, X. 2019, MNRAS, 483, 2275, doi: [10.1093/mnras/sty3245](https://doi.org/10.1093/mnras/sty3245)
- Mishra, B., Begelman, M. C., Armitage, P. J., & Simon, J. B. 2020, MNRAS, 492, 1855, doi: [10.1093/mnras/stz3572](https://doi.org/10.1093/mnras/stz3572)

- Morgan, C. W., Kochanek, C. S., Morgan, N. D., & Falco, E. E. 2010, *ApJ*, 712, 1129, doi: [10.1088/0004-637X/712/2/1129](https://doi.org/10.1088/0004-637X/712/2/1129)
- Mortonson, M. J., Schechter, P. L., & Wambsganss, J. 2005, *ApJ*, 628, 594, doi: [10.1086/431195](https://doi.org/10.1086/431195)
- Mosquera, A. M., Kochanek, C. S., Chen, B., et al. 2013, *ApJ*, 769, 53, doi: [10.1088/0004-637X/769/1/53](https://doi.org/10.1088/0004-637X/769/1/53)
- Narayan, R., & Yi, I. 1994, *ApJL*, 428, L13, doi: [10.1086/187381](https://doi.org/10.1086/187381)
- Paczynski, B. 1986, *ApJ*, 301, 503, doi: [10.1086/163919](https://doi.org/10.1086/163919)
- Pooley, D., Blackburne, J. A., Rappaport, S., & Schechter, P. L. 2007, *ApJ*, 661, 19, doi: [10.1086/512115](https://doi.org/10.1086/512115)
- Salvesen, G., Simon, J. B., Armitage, P. J., & Begelman, M. C. 2016, *MNRAS*, 457, 857, doi: [10.1093/mnras/stw029](https://doi.org/10.1093/mnras/stw029)
- Schneider, D. P., Turner, E. L., Gunn, J. E., et al. 1988, *AJ*, 95, 1619, doi: [10.1086/114758](https://doi.org/10.1086/114758)
- Shakura, N. I., & Sunyaev, R. A. 1973, *A&A*, 24, 337
- Sun, M., Xue, Y., Trump, J. R., & Gu, W.-M. 2019, *MNRAS*, 482, 2788, doi: [10.1093/mnras/sty2885](https://doi.org/10.1093/mnras/sty2885)
- Svensson, R., & Zdziarski, A. A. 1994, *ApJ*, 436, 599, doi: [10.1086/174934](https://doi.org/10.1086/174934)
- Wambsganss, J. 2006, arXiv e-prints, astro-ph/0604278. <https://arxiv.org/abs/astro-ph/0604278>
- You, B., Cao, X., & Yuan, Y.-F. 2012, *ApJ*, 761, 109, doi: [10.1088/0004-637X/761/2/109](https://doi.org/10.1088/0004-637X/761/2/109)
- You, B., Cao, X.-W., & Yuan, Y.-F. 2016a, *Research in Astronomy and Astrophysics*, 16, 55, doi: [10.1088/1674-4527/16/4/055](https://doi.org/10.1088/1674-4527/16/4/055)
- You, B., Straub, O., Czerny, B., et al. 2016b, *ApJ*, 821, 104, doi: [10.3847/0004-637X/821/2/104](https://doi.org/10.3847/0004-637X/821/2/104)
- Zdziarski, A. A., De Marco, B., Szanecki, M., Niedźwiecki, A., & Markowitz, A. 2021, *ApJ*, 906, 69, doi: [10.3847/1538-4357/abca9c](https://doi.org/10.3847/1538-4357/abca9c)
- Zdziarski, A. A., & Gierliński, M. 2004, *Progr. Theor. Phys. Suppl.*, 155, 99, doi: [10.1143/PTPS.155.99](https://doi.org/10.1143/PTPS.155.99)