

Singular Value Fine-tuning: Few-shot Segmentation requires Few-parameters Fine-tuning

Yanpeng Sun^{1*}, Qiang Chen^{2*}, Xiangyu He^{3*}, Jian Wang², Haocheng Feng²
Junyu Han², Errui Ding², Jian Cheng³, Zechao Li^{1†}, Jingdong Wang²

¹School of Computer Science and Engineering, Nanjing University of Science and Technology

²Baidu VIS

³NLPR, Institute of Automation, Chinese Academy of Sciences

Abstract

Freezing the pre-trained backbone has become a standard paradigm to avoid overfitting in few-shot segmentation. In this paper, we rethink the paradigm and explore a new regime: *fine-tuning a small part of parameters in the backbone*. We present a solution to overcome the overfitting problem, leading to better model generalization on learning novel classes. Our method decomposes backbone parameters into three successive matrices via the Singular Value Decomposition (SVD), then *only fine-tunes the singular values* and keeps others frozen. The above design allows the model to adjust feature representations on novel classes while maintaining semantic clues within the pre-trained backbone. We evaluate our *Singular Value Fine-tuning (SVF)* approach on various few-shot segmentation methods with different backbones. We achieve state-of-the-art results on both Pascal-5ⁱ and COCO-20ⁱ across 1-shot and 5-shot settings. Hopefully, this simple baseline will encourage researchers to rethink the role of backbone fine-tuning in few-shot settings. The source code and models will be available at <https://github.com/syp2ysy/SVF>.

1 Introduction

Benefiting from the large amounts of annotated data, deep learning has achieved noticeable improvements in the field of semantic segmentation [43, 17, 33]. In contrast, their performances dramatically degrade when novel classes arrive or label data is insufficient. Thus, few-shot segmentation (FSS) [23, 49] was proposed to address these challenges. In FSS, one needs to segment novel class objects in query images given only a few densely-annotated samples (*i.e.*, support images and support masks).³ Due to the extremely limited data in FSS, over-fitting has become a critical problem that needs to be carefully handled.

One feasible solution is to restrict the model’s learning capacity so that it can not overfit the small dataset. Most recent works [42, 47, 29, 32] follow this idea by freezing the pre-trained backbone. Then, different feature fusion methods and prototypes are introduced to enhance the generalization ability. Although this paradigm has achieved promising results, it is still suboptimal to directly adopt parameters pre-trained on image classification to image segmentation. The semantic clues contained in the pre-trained backbone can be unrelated to objects shown in support images, bringing unexpected obstacles to segmenting novel class objects in FSS.

In this paper, we rethink the paradigm of freezing the pre-trained backbone and show that fine-tuning *a small part of parameters in the backbone* is free from overfitting, leading to better model

*Equal Contribution.

†Corresponding author.

³In this paper, we consider two settings of few-shot segmentation: 1-shot and 5-shot, which contain only one and five support images and masks, respectively.

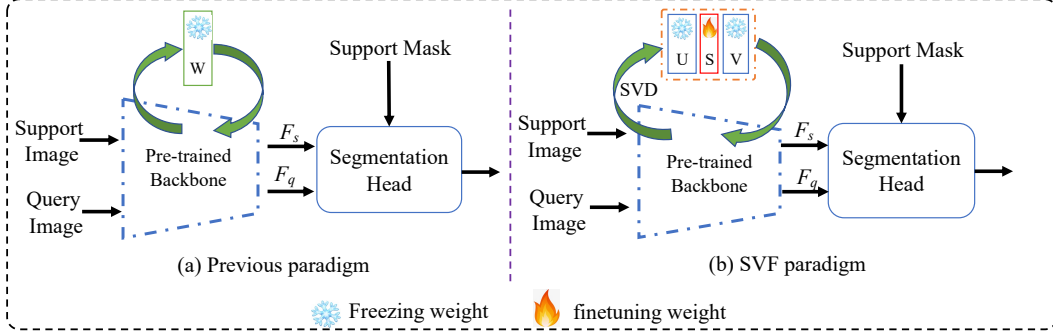


Figure 1: Previous paradigm vs. SVF. (a) Previous paradigm introduces different segmentation heads based on the frozen pre-trained backbone. (b) SVF uses SVD to decompose the pre-trained parameters into three consecutive matrices, then only fine-tune the singular values and keep others frozen. Compared to the previous paradigm, SVF shows that fine-tuning a small part of parameters in the backbone is invulnerable to over-fitting, leading to better model generalization in learning novel classes.

generalization in learning novel classes. Our method is illustrated in Figure 1(b). First, to find such a small part of parameters for fine-tuning, we decompose pre-trained parameters into three successive matrices via the Singular Value Decomposition (SVD). Second, we then *fine-tune the singular value matrices* and keep others frozen. The above design, called *Singular Value Fine-tuning (SVF)*, follows two principles: (i) maintaining rich semantic clues in the pre-trained backbone and (ii) adjusting feature map representations when learning to segment novel classes.

We evaluate our SVF on two few-shot segmentation benchmarks, Pascal-5ⁱ and COCO-20ⁱ. Extensive experiments show that SVF is invulnerable to overfitting and works well with various FSS methods using different backbones. It is significantly better than the freezing backbone counterpart, leading to new state-of-the-art results on both Pascal-5ⁱ and COCO-20ⁱ. Moreover, we provide quantitative and qualitative analyses on how singular values change during fine-tuning. Results show that SVF helps models focus more on the objects to be segmented instead of the noisy background. Our experiments highlight that proper backbone fine-tuning consistently outperforms backbone freezing on several leading methods. We hope our simple method will encourage researchers to rethink the role of backbone fine-tuning for few-shot segmentation.

2 Related Work

2.1 Few-shot Segmentation

The purpose of few-shot segmentation is to segment the unseen class in query image with a few densely-annotated samples. In this task, a semantically rich representation and a nice matching approach have a particularly large impact on the results. Therefore, mainstream methods [42, 39, 31, 5] focus on obtaining excellent prototypes from support images, and obtaining accurate segmentation results by improving the quality of prototype features. CANet [45], PFENet [34] and PANet [36] filters class irrelevant information by global average pooling to obtain foreground and background prototypes. ASGNet [16] pointed out that increasing the number of prototypes can further improve the segmentation results. CyCTR [47] believes that pixel-level features in support image are important for segmentation tasks, and proposes to use pixel-level prototypes to predict query images. On the other hand, some methods focus on designing better matching methods to improve segmentation performance. SG-One [49] uses cosine similarity to match prototype and query feature for segmentation results. CANet [45] proposes an additive alignment module to iteratively refine the network output. HSNet [24] exploits neighborhood consensus to disambiguate semantics by analyzing patterns of local neighborhoods in matching tensors. In addition to the above work, BAM [15] utilizes the segmentation results of the base class to guide the generation of unseen classes, and achieves SOTA results. However, the above methods are all based on backbone freeze, and freezing backbone not only reduces the representational ability of the model, but also does not fit distribution to data better. Unlike previous work, in this paper we focus on the prospect of fine-tuning backbone in FSS. Therefore, instead of proposing a new model, we adopt the classic PFENet [34] and BAM [15] as our baselines. Our SVF enables these methods to further improve segmentation results.

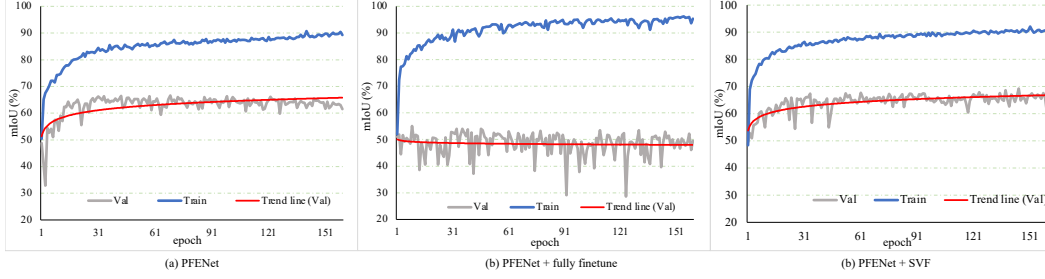


Figure 2: The mIoU curve of PFENet [34] with different fine-tune strategies on Pascal-5ⁱ Fold-0. (a) is the result of freezing backbone, (b) and (c) represent the result of fine-tuning the entire backbone and SVF, respectively. Compared with the direct fine-tuning (b), SVF not only avoids the overfitting problem, but also brings positive results.

2.2 Backbone Fine-tuning

Fine-tuning backbone in downstream tasks has become a common approach in deep learning. The initial breakthroughs in vision tasks [10, 13, 18] were achieved by fine-tuning classification networks based ImageNet pre-trained weight, such as R-CNN [7] for detection and FCN [21] for segmentation. However, the direct application of fine-tuning the entire backbone in few-shot scenarios will lead to over-fitting of the model [29]. Therefore, fine-tuning part parameters of the backbone in few-shot learning may avoid model over-fitting. P-Transfer [29] utilizes NAS to search parameters of backbone that require fine-tune in few-shot classification tasks. However, this method is very complicated and cannot be directly applied to small sample segmentation. In addition, some works [14] borrow the idea of prompt [35, 30, 38] in NLP to fine-tuning part parameters in the visual transformer [6]. But these method is not suitable for few shot vision tasks. Different from the above methods, our SVF borrows the commonly used SVD [1] in model compression and constructs [4, 50] a novel part fine-tune method for few-shot segmentation task.

3 From Freezing Backbone to Singular Value Fine-tuning

In this section, we start with the preliminaries on the few-shot segmentation (FSS) setting. Then, we revisit the overfitting problem in FSS when fine-tuning the backbone in Section 3.1. In Section 3.2, we propose a novel *Singular Value Fine-tuning (SVF)* method for FSS instead of freezing the pre-trained backbone as proposed in previous methods. Section 3.3 provides a discussion on the differences between SVF and other fine-tuning methods.

FSS Setup. Few-shot segmentation (FSS) aims to segment novel class objects given only a few densely-annotated samples. In this task, datasets are split into the training set (\mathbb{D}_{train}) with base classes (\mathcal{C}_{train}) and the testing set (\mathbb{D}_{test}) with novel classes (\mathcal{C}_{test}), where $\mathcal{C}_{train} \cap \mathcal{C}_{test} = \emptyset$. Following previous works, we adopt episode training. Each episode consists of k support images and one query image to construct a k -shot segmentation task ($k = 1$ or $k = 5$ in this paper). Then, FSS methods are trained with episodes to segment novel class objects in the query image given the knowledge of k support images and support masks.

3.1 Revisiting Model Overfitting in FSS

As presented in Section 1, model overfitting is a critical problem in extremely limited data scenarios (1-shot and 5-shot), especially when the model has large amounts of learnable parameters. We validate this problem and design experiments with a typical FSS method, PFENet [34]. Figure 2 shows that as model training moves on, fine-tuning backbone leads to better performance on the training dataset while does not improve results on the validation set. It is a typical overfitting phenomenon. In contrast, freezing backbone can achieve steady improvements on the validation set during training. Therefore, existing methods in FSS turn to freezing the pre-trained backbone to avoid the overfitting problem.

Although this strategy has achieved promising results, it is clear that directly adopting an ImageNet pre-trained backbone to image segmentation can be suboptimal. One need to extract the most related semantic clues within the backbone instead of involving too much noise coming from the irrelevant categories learned from upstream tasks. In light of this, we rethink the paradigm of freezing the pre-trained backbone and try to find a new solution to the overfitting problem.

3.2 Singular Value Fine-tuning

According to the analysis above, fine-tuning all parameters in the backbone can be unsatisfactory. One feasible solution is to restrict the backbone’s learning capacity so that it is suitable for the few-shot circumstance. Instead of freezing the whole pre-trained backbone as in previous works, we consider exploring a new regime, which is *only fine-tuning a small part of the parameter in the backbone*.

However, it is nontrivial to find such a small part of parameters to be fine-tuned in the backbone. Simply splitting the backbone’s parameters into learnable and freezing ones results in negative results. Table 5 and Table 6 show the inferior performances no matter splitted by layers or convolution types. We attribute this to the adjustment of the backbone, making the model *biased towards base class objects* shown in the training set, yet leads to worse model generalization in segmenting novel classes. Figure 3 also provides evidences of the overfitting problem. Given that the backbone is pre-trained on a large-scale dataset with a classification task, it contains rich semantic clues but it is suboptimal to adopt for a segmentation task directly. We deliver two principles for finding a small part of fine-tuning parameters in the backbone: (i) maintaining rich semantic clues in the pre-trained backbone and (ii) adjusting feature map representations when learning to segment novel classes.

To fulfill the above goal, we resort to model compression methods in this paper. They are designed to approximate the original pre-trained model with fewer parameters, also follow the above two principles. Among these methods, low-rank decomposition is a common technique to achieve model compression. It first splits the model weights into multiple subspaces and then compresses each subspace by shrinking its rank. We follow this direction and decompose the backbone parameters into subspaces via the Singular Value Decomposition (SVD). However, we do not shrink subspaces’ ranks since our target is to find a small part of parameters to be fine-tuned instead of model compression.

In detail, for a convolution layer with C_i input channels, C_o output channels, and a kernel size of $K \times K$ in the pre-trained backbone, we first fold its weight tensor $\mathbf{W} \in \mathbb{R}^{C_o \times C_i \times K \times K}$ into a matrix $\mathbf{W}' \in \mathbb{R}^{C_o \times C_i K^2}$, then decompose the obtained matrix by applying SVD with full-rank in subspaces (rank $R = \min(C_o, C_i K^2)$). Thus,

$$\mathbf{W}' = \mathbf{U}\mathbf{S}\mathbf{V}^T, \text{ where } \mathbf{U} \in \mathbb{R}^{C_o \times R}, \mathbf{S} \in \mathbb{R}^{R \times R}, \text{ and } \mathbf{V}^T \in \mathbb{R}^{R \times C_i K^2}. \quad (1)$$

The obtained pair of matrices \mathbf{V}^T and \mathbf{U} construct two new convolution layers, and \mathbf{S} is a diagonal matrix with singular values on the diagonal. Then back to convolutions, the results of the Equation 1 corresponds to three successive layers: a $R \times C_i \times K \times K$ convolution layer, a scaling layer, and followed by a $C_o \times R \times 1 \times 1$ convolution layer (Algorithm 1 further provides a pseudo-code for SVF). We thus split each convolution layer in the pre-trained backbone into three functionalities: (i) decouple the semantic clues into a subspace with rank R , (ii) re-weight the semantic clues with singular values for the given task, and (iii) project the re-weighted clues back to the original space. Based on the interpretation above, we propose to fine-tune the scaling layer, which is Singular Value Fine-tuning (SVF). SVF does not erase the semantic clues contained in the pre-trained backbone, but it re-weights the representations to help adjust the model for new segmentation tasks. As SVF restricts the learnable parameters to only singular values, which are extremely few (0.25%) compared with the parameters in the whole backbone, SVF is less vulnerable to overfitting and shows better generalization capacity in learning novel classes (shown in Table 5, Table 6, Figure 2, and Figure 3).

3.3 Discussion on Fine-tuning Methods

Fine-tuning pre-trained backbones is a promising way to achieve state-of-the-art results on downstream vision tasks. Many fine-tuning methods have been introduced to transfer pre-trained backbone’s knowledge, such as full-model fine-tuning [10, 46], task-specific fine-tuning (freezing the backbone)[9, 40], residual adapter [12, 2, 37], and bias tuning [48, 8]. We compare our SVF with these methods. As presented in previous sections, methods like full-model fine-tuning may not be suitable with extremely limited data, and task-specific fine-tuning can not provide adjustment to

Algorithm 1 Pseudocode of SVF in Python style

```
# Input: Conv2d with weight matrix W, Input feature X
# Output: Output feature Y

# Previous 3x3 Conv :
# Y = F.Conv2d(W, X, kernel=(3,3))

# SVF :
U, S, V = svd(W) # decompose weights by SVD

U.requires_grad = False # freeze Conv_U
V.requires_grad = False # freeze Conv_V

Y = F.Conv2d(V, X, kernel=(3,3)) # a new 3x3 conv
Y = Y.mul(S) # reconstruct a new affine layer
Y = F.Conv2d(U, Y, kernel=(1,1)) # a new 1x1 conv
```

Table 1: Performance on Pascal-5ⁱ [28] in terms of mIoU for 1-shot and 5-shot segmentation. The best mean results are show in **bold**. [†] indicates that images from training set containing the novel class on test set were removed.

Method	backbone	1-shot					5-shot				
		Fold-0	Fold-1	Fold-2	Fold-3	Mean	Fold-0	Fold-1	Fold-2	Fold-3	Mean
baseline [†]	VGG16	57.48	66.72	62.66	53.72	60.15	62.98	70.57	68.62	59.60	65.44
baseline [†] +SVF		63.07	68.40	65.81	54.28	62.89 (+2.74)	68.52	72.15	69.08	63.59	68.34 (+2.90)
PFENet [34]		56.90	68.20	54.40	52.40	58.00	59.00	69.10	54.80	52.90	59.00
PFENet [†] [34]		61.91	70.34	63.77	57.38	63.35	67.73	72.82	69.31	67.59	69.36
PFENet [†] +SVF		63.43	71.40	64.18	58.30	64.33 (+0.98)	69.11	73.67	69.13	67.30	69.80 (+0.44)
BAM [†] [15]		63.18	70.77	66.14	57.53	64.41	67.36	73.05	70.61	64.00	68.76
BAM [†] +SVF		64.09	71.07	66.79	57.54	64.87 (+0.46)	67.75	74.11	70.99	63.57	69.11 (+0.35)
baseline [†]	ResNet50	65.60	70.28	64.12	60.27	65.07	69.89	74.16	67.87	65.73	69.41
baseline [†] +SVF		67.42	71.57	67.99	61.57	67.14 (+2.07)	70.37	75.06	71.08	69.16	71.42 (+2.01)
PFENet [34]		61.70	69.50	55.40	56.30	60.80	63.10	70.70	55.80	57.90	61.90
PFENet [†] [34]		66.61	72.55	65.33	60.91	66.35	70.93	75.32	69.60	68.96	71.20
PFENet [†] +SVF		69.27	73.55	67.49	62.30	68.15 (+1.80)	71.82	74.92	70.97	69.58	71.82 (+0.62)
BAM [†] [15]		68.97	73.59	67.55	61.13	67.81	70.59	75.05	70.79	67.20	70.91
BAM [†] +SVF		69.38	74.51	68.80	63.09	68.95 (+1.14)	72.05	76.17	71.97	68.91	72.28 (+1.37)

the representations in the backbone for downstream tasks. Moreover, methods like residual adapter and bias tuning need prior knowledge to model structure or weights. SVF does not have the above limitations in the few-shot segmentation task.

Recently, a new fine-tuning method named Vision Prompt Tuning (VPT) [14] has been proposed to fine-tune vision transformers. It introduces a small number of trainable parameters in the input space while keeping the backbone frozen. From this perspective, our SVF also introduces a small number of trainable parameters but in the singular value space. In SVF, the learned singular value diagonal matrix \mathbf{S} can be formulated as a product of a frozen matrix \mathbf{S}_{frozen} and a trainable matrix $\mathbf{S}_{trainable}$, which is $\mathbf{S} = \mathbf{S}_{frozen}\mathbf{S}_{trainable}$. We give a detailed explanation of this perspective in the Appendix.

4 Experimental

We conduct experiments on Pascal-5ⁱ [28] and COCO-20ⁱ [26] to discuss fine-tuning approach in FSS. In this section, we first introduce the used representative method and implementation details. Then we discuss the impact of different fine-tune methods on the FSS model, and finally verify the effectiveness and versatility of the proposed fine-tune method.

4.1 Setting

Datasets. Experiments are conducted on Pascal-5ⁱ [28] and COCO-20ⁱ [26]. Following the previous work [24, 34], we separate all classes all classes in both datasets into 4 folds. For each fold, Pascal-5ⁱ [28] has 15 classes are used for training and 5 classes for test, COCO-20ⁱ [26] has 60 classes are used for training and 20 classes for test. To verify the performance of the model, we randomly sample 1000 query-support pairs in each fold. Following the BAM [15], we remove images from training set containing novel classes of test to prevent potential information leakage. We give a detailed explanation of this setting about train sets in the Appendix.

Methods. To quickly verify the effectiveness of SVF, we propose a simple baseline method. Then, two representative methods are used to verify the generality of SVF. Next, we briefly introduce these three methods. Meanwhile, for fair comparison, we unify the three methods into the same framework.

- **Baseline:** We replace FEM module on PFENet [34] with ASPP module to get the baseline method. The baseline only sets main loss, without adding auxiliary loss.
- **PFENet [34]:** As a classic method in FSS, it proposed the Prior Guided Feature Enrichment Network, which has a huge impact on the subsequent FSS methods.
- **BAM [15]:** As the state-of-the-art method in FSS, it represents the most cutting-edge results in FSS.

Implementation details. In our experiments, we use VGG-16 [3] and ResNet-50 [11] as the backbone network and initialize it with ImageNet [27] pre-trained weights. Due to the particularity

Table 2: Performance on COCO-20ⁱ [26] in terms of mIoU for 1-shot and 5-shot segmentation. The best mean results are show in **bold**. [†] indicates that images from training set containing the novel class on test set were removed.

Method	Backbone	1-shot					5-shot				
		Fold-0	Fold-1	Fold-2	Fold-3	Mean	Fold-0	Fold-1	Fold-2	Fold-3	Mean
baseline [†]	VGG-16	37.56	37.73	38.78	35.66	37.43	43.07	49.42	44.38	46.38	45.81
baseline [†] +SVF		39.32	39.64	38.63	35.45	38.26 (+0.83)	46.48	50.72	45.79	45.63	47.16 (+1.35)
PFENet [34]		35.40	38.10	36.80	34.70	36.30	38.20	42.50	41.80	38.90	40.40
PFENet [†] [34]		41.03	44.22	43.74	38.90	41.97	48.66	48.26	45.49	51.02	48.36
PFENet [†] +SVF		42.68	44.90	42.60	38.79	42.24 (+0.27)	49.02	53.71	47.59	47.63	49.49 (+1.13)
BAM [†] [15]		38.96	47.04	46.41	41.57	43.50	47.02	52.62	48.59	49.11	49.34
BAM [†] +SVF		40.21	46.62	46.23	41.97	43.76 (+0.26)	45.05	53.59	48.35	49.28	49.07 (-0.27)
baseline [†]	ResNet-50	38.91	46.07	42.67	39.71	41.84	50.35	56.78	49.61	50.96	51.93
baseline [†] +SVF		44.22	46.38	42.65	41.65	43.72 (+1.88)	51.47	57.48	50.33	52.29	52.89 (+1.93)
PFENet [34]		44.93	50.32	44.68	44.26	46.05	52.29	59.34	51.50	53.53	54.17
PFENet [†] +SVF		46.88	50.86	47.69	46.64	48.02 (+1.97)	52.72	58.14	52.52	54.15	54.38 (+0.21)
BAM [†] [15]		43.41	50.59	47.49	43.42	46.23	49.26	54.20	51.63	49.55	51.16
BAM [†] +SVF		46.87	53.80	48.43	44.78	48.47 (+2.24)	52.25	57.83	51.97	53.41	53.87 (+2.71)

Table 3: Performance on Pascal-5ⁱ [28] in terms of FB-IoU for 1-shot and 5-shot segmentation.

Method	backbone	FB-IoU (%)	
		1-shot	5-shot
baseline [†]	ResNet-50	77.11	80.56
baseline+SVF		78.86	82.66
PFENet		77.35	82.30
PFENet+SVF		79.07	82.77
BAM		81.10	82.18
BAM+SVF		80.13	83.17

Table 4: Ablation study of BN on Pascal-5ⁱ under 1-shot setting. ✓ represents fine-tuning this feature space. The best mean results are show in **bold**.

Method	BN	S	Mean
	-	-	65.07
baseline [†]	✓		63.12 (-1.95)
	✓	✓	64.20 (-0.87)
		✓	67.14 (+2.07)

of BAM, we use the initialization weights provided by author, and SVF does not finetuning base branch in BAM. We use SGD optimizer with cosine Learning rate decay [22], the learning rate 0.015 and the random seed 321 when fine-tuning backbone. We keep original settings for the model without fine-tuning. All models are trained 200 epochs on Pascal-5ⁱ with batch size 8 and trained 50 epochs on COCO-20ⁱ with batch size 8. Image is resized to 473×473 on Pascal-5ⁱ and 641×641 on COCO-20ⁱ. Following [19, 40, 41], we adopt the mean intersection over union (mIoU) and foreground-background IoU (FB-IoU) as our evaluation metric. Since the middle-level features and high-level features are used in all FSS model, we set the SVF to fine-tuning the parameters of layers 2, 3, and 4 only. All model runs on four NVIDIA A100 GPUs.

4.2 Comparison with State-of-the-Art

In this section, the effectiveness of SVF is validated on three most representative methods. For fair comparison, we rerun all methods with unified framework. Then, we compare different methods with singular value fine-tuning and freeze backbone. The experimental results on Pascal-5ⁱ are in Table 1. It can be seen that the performance of different methods has been significantly improved after SVF. When the backbone is VGG-16, the SOTA method BAM improves miou by 0.46 and 0.35 in 1-shot and 5-shot respectively after singular value fine-tuning. However, when the backbone is ResNet-50, SVF improves BAM by 1.14 and 1.37 mIoU on 1-shot and 5-shot, respectively. It shows that SVF bring better performance in deeper backbone. Meanwhile, Table 2 shows that the effectiveness of SVF on more complex dataset COCO-20ⁱ. Especially, SVF improves the performance of BAM by 2.24 and 2.71 mIoU on 1-shot and 5-shot. Furthermore, Table 3 shows the comparison results with FB-IoU on Pascal-5ⁱ. Our SVF can also improve the performance of model. This experiment proves that SVF not only achieve state-of-the-art results, but also is a general method in FSS. We give more comparative results in the Appendix.

4.3 Ablation Study

To verify the effectiveness of SVF, we conduct a series of ablation study in this section. We use the baseline method to conduct ablation study on Pascal-5ⁱ 1-shot setting with ResNet-50 as the backbone network. Furthermore, we give the ablation study about hyperparameter in the Appendix.

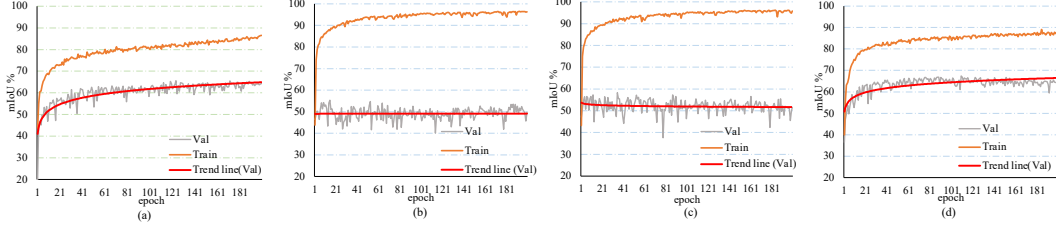


Figure 3: The mIoU curve of baseline with different finetune strategies on Pascal-5ⁱ Fold-0. (a) represent the results of baseline with freezing backbone, (b) represent directly fine-tuning layers 2, 3 and 4, (c) represent fine-tuning all 1×1 convolution layer in backbone, and (d) represent the proposed method SVF.

Table 5: Comparative experiment with fine-tuning different layer of backbone on Pascal-5ⁱ. Table 6: Comparative experiment with fine-tuning different convolutional layer of backbone on Pascal-5ⁱ.

Method	layer	Mean
baseline [†]	-	65.07
+fully fine-tune	1, 2, 3, 4	60.90 (-4.17)
+ part fine-tune	2, 3, 4	61.15 (-3.92)
	3, 4	61.08 (-3.99)
	4	60.58 (-4.49)
+SVF	2, 3, 4	67.14 (+2.07)

Method	layer	3×3	1×1	Mean
baseline [†]	-	-	-	65.07
+part fine-tune	2, 3, 4	✓	✓	61.15 (-3.92)
	2, 3, 4	✓		61.86 (-3.21)
	2, 3, 4		✓	61.62 (-3.45)
+SVF	2, 3, 4	-	-	67.14 (+2.07)

Batch Normalization (BN): In Table 4, we test the effect of BN on SVF. In the case of only fine-tuning the BN layer, the baseline will greatly reduce the performance. Next, we test SVF (fine-tune subspace S) on the baseline without fine-tuning BN. The results show that SVF achieves the best performance. Finally, we test performance of baseline method with SVF and fine-tuning BN. Finally, we test the performance of the baseline method when fine-tuning subspace S and BN simultaneously. The results show that fine-tuning parameters of BN layer can cause performance of baseline to degrade. Therefore, we freeze the parameters of BN layer when using SVF.

Traditional fine-tune methods: In this part, we conduct experiments to verify the impact of traditional fine-tuning methods on the FSS model. Traditional fine-tuning methods can be divided into fully fine-tune and part fine-tune. The fully fine-tune method means to fine-tuning all the parameters in the backbone. The part fine-tune methods means to fine-tuning part parameters in the backbone, which includes layer-based and convolution-based fine-tune methods. In table 5, we conduct quantitative experiments with fully and layer-based fine-tune on baseline method. The results show that fully fine-tune brings negative results to baseline method. Meanwhile, we find that the negative results of fully fine-tuning method are mitigated as the number of fine-tuning layers is reduced. However, these methods do not have a positive impact on the baseline. In table 6, we conduct quantitative experiments on convolution-based fine-tune methods. For fair comparison, we only fine-tuning convolutions of 2, 3 and 4 layers. The results show that only fine-tuning 3×3 convolution or 1×1 convolution can further improve the performance of layer-based fine-tune methods. It show that traditional fine-tune methods cannot bring positive results. However, SVF brings positive results to the baseline method. The success of SVF proves that traditional fine-tune method destroys the rich semantic clues in the pre-trained backbone. In Figure 3, we compare the mIoU curves of the training and test sets in different fine-tune methods. The results show that part fine-tune method also produces the over-fitting problem. It proves that disrupting the rich semantic cues in pre-trained backbone will lead to model over-fitting, reducing model generalization. However, SVF solves the over-fitting problem without destroy semantic clues in pre-trained weight. And, it brings a new perspective for fine-tuning backbone.

Fine-tuning which subspace: To verify the influence of different subspaces on SVF, we conduct experiments on the subspace after SVD decomposition. The results are shown in Table 7. We find that only fine-tuning S subspace brings positive results. Either fine-tuning the U or V subspace returns negative results. It shows that U and V contain rich semantic information in pre-trained weight after SVF. In other words, directly changing the feature distribution of the U or V subspace reduces the generalization ability of the model. To verify the above point, we test the performance of

Table 7: Ablation study of SVF fine-tuning different subspace on Pascal-5ⁱ.

Method	U	S	V	Mean
baseline [†]	✓			61.09
		✓		67.14
			✓	60.88
	✓	✓		61.57
	✓		✓	60.42
	✓	✓	✓	60.02
	✓	✓	✓	61.24

Table 8: Ablation study of SVF fine-tuning different layer on Pascal-5ⁱ. The best results are show in **bold**.

Method	layer	Mean
baseline [†] + SVF	4	66.21
	3, 4	67.20
	2, 3, 4	67.14
	1, 2, 3, 4	67.12

fine-tuning different subspace combinations. The results confirm that changing the distribution of **U** or **V** spaces brings negative results. The subspace **S** represents the weight distribution of different semantic cues. Therefore, fine-tuning the subspace **S** does not change the semantic cues of pre-trained weights. Meanwhile, adjusting the weights of different semantic cues enables model to better perform downstream tasks.

Fine-tuning which layers: Since the FSS model directly uses feature maps of layers 2, 3, and 4, we initially fine-tuning the subspace **S** of layers 2, 3 and 4. However, this setting is unreasonable. To verify which layer **S** have a greater impact on baseline, we conducted experiments on SVF under different layer combinations. The results are shown in Table 8. It can be seen that fine-tuning layers 3 and 4 achieves the best performance, while only fine-tuning the layer 4 achieves the lowest performance. It shows that semantic clues in layer3 are the most important for FSS. Next we discuss the reasons why SVF can achieve better performance by visualizing semantic cues in layer3.

4.4 Discussion on Why SVF Works

The larger singular value in subspace **S**, the more important semantic cues in subspace **U** and **V**. We first focus on the changes of singular values during fine-tuning based on the initial distribution of **S**. In Figure 4, we visualize the variation of Top-30 singular values in pre-trained weights.

It can be seen that the singular values of either 1×1 or 3×3 convolution change dramatically after fine-tuning. Next, we visualize the semantic cues

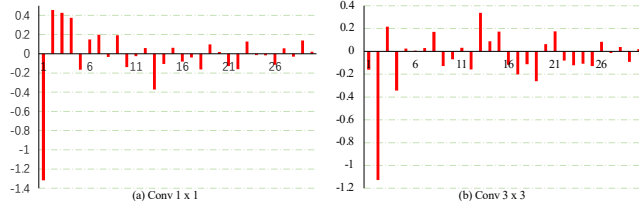


Figure 4: Statistics chart about the changes of initial Top-30 largest singular values of the last 3×3 convolutional layer in layer3 after fine-tuning .

of subspace **U** with the largest variation in singular values. The results are shown in Figure 5 and Figure 6. We only visualize the semantic cues where the singular value grows and decreases the most for a better view. Notice that semantic cues of decreasing singular values tend to focus on background regions. The semantic cues of increasing singular values always focus on foreground regions. The background-focused semantic cues in pre-trained backbone will damage the performance of FSS model. Since the original distribution of semantic cues in pre-trained backbone is not suitable for downstream tasks, SVF brings positive results to FSS model by increasing the weight of foreground cues and reducing the weight of background cues. It is also important to keep the semantic cues unchanged during fine-tuning. Overall, dynamically adjusting the weight of each cue without changing the semantic representation is the key to the success of SVF.

4.5 Broader Impact

In this paper, we prove that freeze backbone is not the only paradigm in few-shot segmentation, fine-tune backbone is feasible. Meanwhile, we explore a new mechanism to redistribute the weights of different semantic cues without changing the semantic cues. As a new perspective of few-shot segmentation, it exposes the influence of pre-trained backbone on few-shot segmentation. Moreover, this mechanism not only works on few-shot, but also may be effective when fine-tune very large pre-trained models. This greatly reduces the cost of fine-tuning large models on downstream tasks.

4.6 Limitations

Although the above experiments demonstrate the power of SVF, it still has some limitations. For instance, SVF introduces a small number of learning parameters, but the occupancy rate of memory




Figure 5: The visualization of segmentation cues with the largest variation in singular values from the last 3×3 convolution in layer 3. (a) represents segmentation cues of subspace \mathbf{U} with the largest singular value reduction, (b) represents segmentation cues of subspace \mathbf{U} with the largest singular value growth.




Figure 6: The visualization of segmentation cues with the largest variation in singular values from the last 1×1 convolution in layer 3. (a) represents segmentation cues of subspace \mathbf{U} with the largest singular value reduction, (b) represents segmentation cues of subspace \mathbf{U} with the largest singular value growth.

resources is high during training process. Using SVF in ResNet-50 will occupy 16G video memory per image in COCO-20ⁱ 5-shot setting. Furthermore, SVF increase a small amount of training time compared with freeze backbone.

5 Conclusion

In this paper, we rethink the paradigm of freezing backbone in FSS and propose a new paradigm Singular Value Fine-tuning (SVF) for fine-tuning backbone. Firstly, SVF decompose pre-trained parameters into three subspaces by SVD, and then only fine-tune the singular value. Our SVF dynamically adjusts the weights of different semantic cues without changing the rich semantic cues in pre-trained backbone. We evaluate the effectiveness of SVF on two commonly used benchmarks, Pascal-5ⁱ and COCO-20ⁱ. Extensive experiments prove that SVF as a new perspective to avoid overfitting and significantly improve the performance of various FSS methods. As a new paradigm of finetune, we will extend it to a variety of vision tasks in the future.

Acknowledgements

We would like to acknowledge Shuang Li from Beijing Institute of Technology for valuable feedback.

References

- [1] H Andrews and CLIII Patterson. Singular value decomposition (svd) image coding. *IEEE transactions on Communications*, 24(4):425–432, 1976.
- [2] Ankur Bapna and Orhan Firat. Simple, scalable adaptation for neural machine translation. In *Proceedings of the 2019 Conference on Empirical Methods in Natural Language Processing*, pages 1538–1548, 2019.
- [3] Yoshua Bengio and Yann LeCun. Very deep convolutional networks for large-scale image recognition. In *International Conference on Learning Representations*, 2015.
- [4] Emily L Denton, Wojciech Zaremba, Joan Bruna, Yann LeCun, and Rob Fergus. Exploiting linear structure within convolutional networks for efficient evaluation. *Advances in neural information processing systems*, 27, 2014.

- [5] Nanqing Dong and Eric P Xing. Few-shot semantic segmentation with prototype learning. In *BMVC*, volume 3, 2018.
- [6] Alexey Dosovitskiy, Lucas Beyer, Alexander Kolesnikov, Dirk Weissenborn, Xiaohua Zhai, Thomas Unterthiner, Mostafa Dehghani, Matthias Minderer, Georg Heigold, Sylvain Gelly, et al. An image is worth 16x16 words: Transformers for image recognition at scale. In *International Conference on Learning Representations*, 2020.
- [7] Ross Girshick. Fast r-cnn. In *Proceedings of the IEEE International Conference on Computer Vision*, pages 1440–1448, 2015.
- [8] Yunhui Guo, Honghui Shi, Abhishek Kumar, Kristen Grauman, Tajana Rosing, and Rogerio Feris. Spottune: transfer learning through adaptive fine-tuning. In *Proceedings of the IEEE conference on computer vision and pattern recognition*, pages 4805–4814, 2019.
- [9] Kaiming He, Haoqi Fan, Yuxin Wu, Saining Xie, and Ross Girshick. Momentum contrast for unsupervised visual representation learning. In *Proceedings of the IEEE conference on computer vision and pattern recognition*, pages 9729–9738, 2020.
- [10] Kaiming He, Georgia Gkioxari, Piotr Dollár, and Ross Girshick. Mask r-cnn. In *Proceedings of the IEEE International Conference on Computer Vision*, pages 2961–2969, 2017.
- [11] Kaiming He, Xiangyu Zhang, Shaoqing Ren, and Jian Sun. Deep residual learning for image recognition. In *Proceedings of the IEEE conference on computer vision and pattern recognition*, pages 770–778, 2016.
- [12] Neil Houlsby, Andrei Giurgiu, Stanislaw Jastrzebski, Bruna Morrone, Quentin De Laroussilhe, Andrea Gesmundo, Mona Attariyan, and Sylvain Gelly. Parameter-efficient transfer learning for nlp. In *International Conference on Machine Learning*, pages 2790–2799. PMLR, 2019.
- [13] Zilong Huang, Xinggang Wang, Lichao Huang, Chang Huang, Yunchao Wei, and Wenyu Liu. Ccnet: Criss-cross attention for semantic segmentation. In *Proceedings of the IEEE International Conference on Computer Vision*, pages 603–612, 2019.
- [14] Menglin Jia, Luming Tang, Bor-Chun Chen, Claire Cardie, Serge Belongie, Bharath Hariharan, and Ser-Nam Lim. Visual prompt tuning. *arXiv preprint arXiv:2203.12119*, 2022.
- [15] Chunbo Lang, Gong Cheng, Binfei Tu, and Junwei Han. Learning what not to segment: A new perspective on few-shot segmentation. *arXiv preprint arXiv:2203.07615*, 2022.
- [16] Gen Li, Varun Jampani, Laura Sevilla-Lara, Deqing Sun, Jonghyun Kim, and Joongkyu Kim. Adaptive prototype learning and allocation for few-shot segmentation. In *Proceedings of the IEEE Conference on Computer Vision and Pattern Recognition*, pages 8334–8343, 2021.
- [17] Zechao Li, Yanpeng Sun, Liyan Zhang, and Jinhui Tang. Ctnet: Context-based tandem network for semantic segmentation. *IEEE Transactions on Pattern Analysis and Machine Intelligence*, 2021.
- [18] Tsung-Yi Lin, Priya Goyal, Ross Girshick, Kaiming He, and Piotr Dollár. Focal loss for dense object detection. In *Proceedings of the IEEE International Conference on Computer Vision*, pages 2980–2988, 2017.
- [19] Weide Liu, Zhonghua Wu, Henghui Ding, Fayao Liu, Jie Lin, and Guosheng Lin. Few-shot segmentation with global and local contrastive learning. *arXiv preprint arXiv:2108.05293*, 2021.
- [20] Yongfei Liu, Xiangyi Zhang, Songyang Zhang, and Xuming He. Part-aware prototype network for few-shot semantic segmentation. In *European Conference on Computer Vision*, pages 142–158. Springer, 2020.
- [21] Jonathan Long, Evan Shelhamer, and Trevor Darrell. Fully convolutional networks for semantic segmentation. In *Proceedings of the IEEE conference on computer vision and pattern recognition*, pages 3431–3440, 2015.
- [22] Ilya Loshchilov and Frank Hutter. Sgdr: Stochastic gradient descent with warm restarts. *arXiv preprint arXiv:1608.03983*, 2016.
- [23] Zhihe Lu, Sen He, Xiatian Zhu, Li Zhang, Yi-Zhe Song, and Tao Xiang. Simpler is better: Few-shot semantic segmentation with classifier weight transformer. In *Proceedings of the IEEE International Conference on Computer Vision*, pages 8741–8750, 2021.
- [24] Juhong Min, Dahyun Kang, and Minsu Cho. Hypercorrelation squeeze for few-shot segmentation. In *Proceedings of the IEEE International Conference on Computer Vision*, pages 6941–6952, 2021.
- [25] Juhong Min, Dahyun Kang, and Minsu Cho. Hypercorrelation squeeze for few-shot segmentation. In *Proceedings of the IEEE International Conference on Computer Vision*, pages 6941–6952, 2021.
- [26] Khoi Nguyen and Sinisa Todorovic. Feature weighting and boosting for few-shot segmentation. In *Proceedings of the IEEE International Conference on Computer Vision*, pages 622–631, 2019.
- [27] Olga Russakovsky, Jia Deng, Hao Su, Jonathan Krause, Sanjeev Satheesh, Sean Ma, Zhiheng Huang, Andrej Karpathy, Aditya Khosla, Michael Bernstein, et al. Imagenet large scale visual recognition challenge. *International journal of computer vision*, 115(3):211–252, 2015.
- [28] Amirreza Shaban, Shray Bansal, Zhen Liu, Irfan Essa, and Byron Boots. One-shot learning for semantic segmentation. *arXiv preprint arXiv:1709.03410*, 2017.
- [29] Zhiqiang Shen, Zechun Liu, Jie Qin, Marios Savvides, and Kwang-Ting Cheng. Partial is better than all: Revisiting fine-tuning strategy for few-shot learning. In *Proceedings of the AAAI Conference on Artificial Intelligence*, volume 35, pages 9594–9602, 2021.
- [30] Taylor Shin, Yasaman Razeghi, Robert L Logan IV, Eric Wallace, and Sameer Singh. Autoprompt: Eliciting knowledge from language models with automatically generated prompts. *arXiv preprint arXiv:2010.15980*, 2020.
- [31] Jake Snell, Kevin Swersky, and Richard Zemel. Prototypical networks for few-shot learning. *Advances in neural information processing systems*, 30, 2017.

- [32] Hao Tang, Zechao Li, Zhimao Peng, and Jinhui Tang. Blockmix: Meta regularization and self-calibrated inference for metric-based meta-learning. In *ACM Multimedia*, pages 610–618, 2020.
- [33] Hao Tang, Chengcheng Yuan, Zechao Li, and Jinhui Tang. Learning attention-guided pyramidal features for few-shot fine-grained recognition. *Pattern Recognition*, 130:108792, 2022.
- [34] Zhuotao Tian, Hengshuang Zhao, Michelle Shu, Zhicheng Yang, Ruiyu Li, and Jiaya Jia. Prior guided feature enrichment network for few-shot segmentation. *IEEE Transactions on Pattern Analysis and Machine Intelligence*, 2020.
- [35] Maria Tsimpoukelli, Jacob L Menick, Serkan Cabi, SM Eslami, Oriol Vinyals, and Felix Hill. Multimodal few-shot learning with frozen language models. *Advances in Neural Information Processing Systems*, 34:200–212, 2021.
- [36] Kaixin Wang, Jun Hao Liew, Yingtian Zou, Daquan Zhou, and Jiashi Feng. Panet: Few-shot image semantic segmentation with prototype alignment. In *Proceedings of the IEEE International Conference on Computer Vision*, pages 9197–9206, 2019.
- [37] Ruize Wang, Duyu Tang, Nan Duan, Zhongyu Wei, Xuanjing Huang, Jianshu Ji, Guihong Cao, Daxin Jiang, and Ming Zhou. K-adaptor: Infusing knowledge into pre-trained models with adapters. In *Findings of the Association for Computational Linguistics*, 2021.
- [38] Colin Wei, Sang Michael Xie, and Tengyu Ma. Why do pretrained language models help in downstream tasks? an analysis of head and prompt tuning. *Advances in Neural Information Processing Systems*, 34, 2021.
- [39] Guo-Sen Xie, Jie Liu, Huan Xiong, and Ling Shao. Scale-aware graph neural network for few-shot semantic segmentation. In *Proceedings of the IEEE Conference on Computer Vision and Pattern Recognition*, pages 5475–5484, 2021.
- [40] Guo-Sen Xie, Huan Xiong, Jie Liu, Yazhou Yao, and Ling Shao. Few-shot semantic segmentation with cyclic memory network. In *Proceedings of the IEEE International Conference on Computer Vision*, pages 7293–7302, 2021.
- [41] Boyu Yang, Chang Liu, Bohao Li, Jianbin Jiao, and Qixiang Ye. Prototype mixture models for few-shot semantic segmentation. In *European Conference on Computer Vision*, pages 763–778. Springer, 2020.
- [42] Lihe Yang, Wei Zhuo, Lei Qi, Yinghuan Shi, and Yang Gao. Mining latent classes for few-shot segmentation. In *Proceedings of the IEEE International Conference on Computer Vision*, pages 8721–8730, 2021.
- [43] Yuhui Yuan, Xilin Chen, and Jingdong Wang. Object-contextual representations for semantic segmentation. In *European Conference on Computer Vision*, pages 173–190. Springer, 2020.
- [44] Chi Zhang, Guosheng Lin, Fayao Liu, Jiushuang Guo, Qingyao Wu, and Rui Yao. Pyramid graph networks with connection attentions for region-based one-shot semantic segmentation. In *Proceedings of the IEEE International Conference on Computer Vision*, pages 9587–9595, 2019.
- [45] Chi Zhang, Guosheng Lin, Fayao Liu, Rui Yao, and Chunhua Shen. Canet: Class-agnostic segmentation networks with iterative refinement and attentive few-shot learning. In *Proceedings of the IEEE Conference on Computer Vision and Pattern Recognition*, pages 5217–5226, 2019.
- [46] Dong Zhang, Hanwang Zhang, Jinhui Tang, Meng Wang, Xiansheng Hua, and Qianru Sun. Feature pyramid transformer. In *European Conference on Computer Vision*, pages 323–339. Springer, 2020.
- [47] Gengwei Zhang, Guoliang Kang, Yi Yang, and Yunchao Wei. Few-shot segmentation via cycle-consistent transformer. *Advances in Neural Information Processing Systems*, 34, 2021.
- [48] Tianyi Zhang, Felix Wu, Arzo Katiyar, Kilian Q Weinberger, and Yoav Artzi. Revisiting few-sample bert fine-tuning. In *International Conference on Learning Representations*, 2020.
- [49] Xiaolin Zhang, Yunchao Wei, Yi Yang, and Thomas S Huang. Sg-one: Similarity guidance network for one-shot semantic segmentation. *IEEE Transactions on Cybernetics*, 50(9):3855–3865, 2020.
- [50] Zhuangwei Zhuang, Minghui Tan, Bohan Zhuang, Jing Liu, Yong Guo, Qingyao Wu, Junzhou Huang, and Jinhui Zhu. Discrimination-aware channel pruning for deep neural networks. *Advances in neural information processing systems*, 31, 2018.

Appendix

A More details

Training Strategy: Different from the training strategy of previous methods, we set the learning rate to 0.015 and use an SGD optimizer with cosine learning rate decay when fine-tuning the backbone. Therefore, we compared the impact of different training strategies on benchmark datasets. As shown in Table 9, the new training strategy does not affect the performance of FSS models. Therefore, *different training strategies are NOT the key to the success of SVF*.

Table 9: Compare with different training strategy on Pascal-5ⁱ training set in terms of mIoU for 1-shot segmentation.

Method	Backbone	Training Strategy	1-shot				
			Fold-0	Fold-1	Fold-2	Fold-3	Mean
baseline	ResNet50	original	65.60	70.28	64.12	60.27	65.07
baseline		ours	64.95	69.75	65.91	59.59	65.05
PFENet [34]		original	66.61	72.55	65.33	60.91	66.35
PFENet [34]		ours	65.58	72.49	66.12	60.30	66.12
BAM [15]		original	68.97	73.59	67.55	61.13	67.81
BAM [15]		ours	68.43	73.66	67.98	61.63	67.93

Table 10: Ablation study on the training trick.

Method	Backbone	Training Trick	1-shot				
			Fold-0	Fold-1	Fold-2	Fold-3	Mean
baseline	ResNet50	w/o	66.36	69.22	57.64	58.73	62.99
baseline		w	65.60	70.28	64.12	60.27	65.07
PFENet [34]		w/o	67.06	71.61	55.21	59.46	66.34
PFENet [34]		w	66.61	72.55	65.33	60.91	66.35
CyCTR [47]		w/o	67.80	72.80	58.00	58.00	64.20
CyCTR [47]		w	65.17	72.52	66.60	60.9	66.30
BAM [15]		w/o	68.37	72.05	57.55	60.38	64.59
BAM [15]		w	68.97	73.59	67.55	61.13	67.81

Training Tricks: Following the same setting of BAM [15], we remove some images containing novel classes of the test set from the training set. This is a novel trick in FSS to further improve the performance. In Table 10, we compared the effect of this trick on FSS models. The results show that this trick brings 2.0 mIoU improvement over the original FSS model on average. Especially on Fold-2, the trend of improvement is very obvious. It proves that removing images with novel classes of the test set from the training set prevents potential information leakage.

Test image of COCO-20ⁱ: We found that the number of test sets used in previous work was different when testing on COCO. For example, BAM [15], HSNet [25] were tested with 1000 images, yet Yang [42] was tested with 4000 images, and CyCTR [47] was tested with 5000 images. This is very detrimental to the development of the community. In Table 11, we compare the different number of test images on COCO-20ⁱ to observe changes in model performance. The experimental results show that as the number of test images increases, the performance of the baseline shows a downward trend. Therefore, we call on researchers to use the same training samples for a fair comparison. Meanwhile, SVF brings positive results in different numbers of test sets. It again shows the effectiveness of SVF.

B Compare with other SOTA methods.

To clear the doubts of dataset, we use the unprocessed training set to make a fair comparison with other SOTA methods, as show in Table12. It can be seen that baseline with SVF achieves best performance on both Pascal-5ⁱ 1-shot and 5-shot settings. The experimental results prove that the advantages of SVF will not disappear due to the introduction of the training trick. Meanwhile, the experimental results prove that finetuning backbone is not only feasible in FSS, but also brings positive results to FSS models.

C Detailed Ablation Study

Different finetune strategy: In Figure 7, we visualize the mIoU curve of different fine-tuning strategies. It can be seen that both layer-based and convolution-based fine-tuning methods bring

Table 11: Compare with different test image on COCO-20ⁱ in terms of mIoU for 1-shot segmentation.

Method	backbone	test image	1-shot				
			Fold-0	Fold-1	Fold-2	Fold-3	Mean
baseline	ResNet50	1000	38.91	46.07	42.67	39.71	41.84
baseline + SVF		1000	44.22	46.38	42.65	41.65	43.72
baseline		4000	37.19	45.30	42.90	38.49	40.97
baseline + SVF		4000	39.80	46.99	42.51	42.06	42.84
baseline		5000	36.59	45.17	43.34	38.73	40.96
baseline + SVF		5000	39.49	46.95	42.09	41.15	42.42

Table 12: Compare with SOTA on Pascal-5ⁱ[28] in terms of mIoU for 1-shot and 5-shot segmentation.

Method	backbone	1-shot					5-shot				
		Fold-0	Fold-1	Fold-2	Fold-3	Mean	Fold-0	Fold-1	Fold-2	Fold-3	Mean
PANet [36]	ResNet50	44.00	57.50	50.80	44.00	49.10	55.30	67.20	61.30	53.20	59.30
CANet [45]		52.50	65.90	51.30	51.90	55.40	55.50	67.80	51.90	53.20	57.10
PGNet [44]		56.00	66.90	50.60	50.40	56.00	57.70	68.70	52.90	54.60	58.50
RPMM [41]		55.20	66.90	52.60	50.70	56.30	56.30	67.30	54.50	51.00	57.30
PPNet [20]		47.80	58.80	53.80	45.60	51.50	58.40	67.80	64.90	56.70	62.00
CWT [23]		56.30	62.00	59.90	47.20	56.40	61.30	68.50	68.50	56.60	63.70
PFENet [34]		61.70	69.50	55.40	56.30	60.80	63.10	70.70	55.80	57.90	61.90
CyCTR [47]		67.80	72.80	58.00	58.00	64.20	71.10	73.20	60.50	57.50	65.60
baseline		66.36	69.22	57.64	58.73	62.99	70.75	72.92	58.86	65.56	67.02
baseline + SVF		66.88	70.84	62.33	60.63	65.17	71.49	74.04	59.38	67.43	68.09

over-fitting problems. This result shows that traditional fine-tuning methods are not suitable for few-shot segmentation tasks. Directly fine-tuning the parameters of backbone in few-shot learning affects the robustness of FSS models. Therefore, we propose a novel fine-tuning strategy, namely SVF. It decompose pre-trained parameters into three successive matrices via the Singular Value Decomposition (SVD). Then, It only fine-tunes the singular value matrices during the training phase. The experimental results show that SVF can effectively avoid over-fitting while bringing positive results to FSS model.

Singular value subspace: In Figure 8, we visualize the changes of initial Top-30 largest singular values of all 3×3 convolutional in layer 3 after SVF. The experimental results show that the change of last 3×3 convolution is the most obvious, and the change of singular value gradually moderates as the

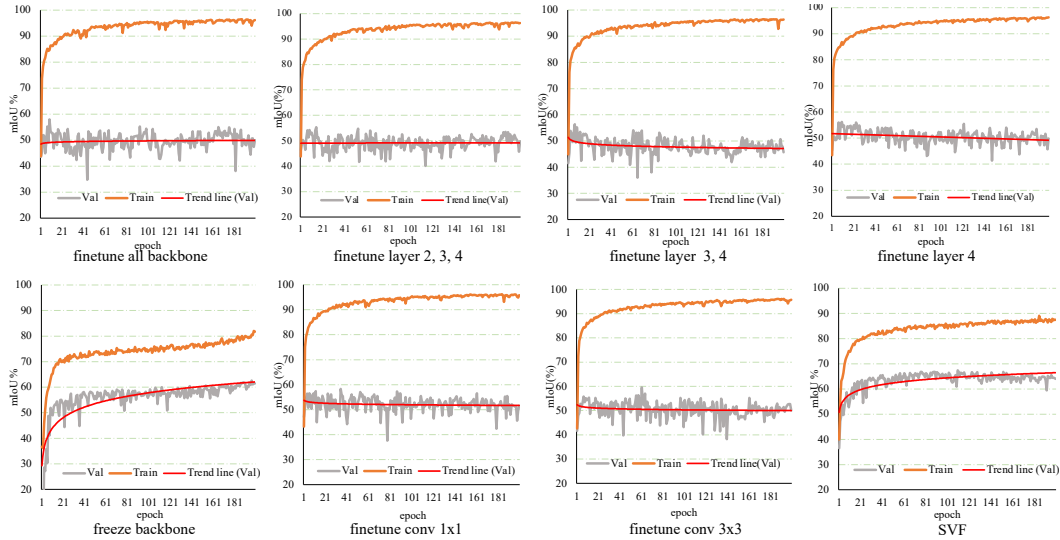


Figure 7: The mIoU curve of baseline with different finetune strategies on Pascal-5ⁱ Fold-0.

Table 13: Ablation study of BN on Pascal-5ⁱ under 1-shot setting. ✓ represents fine-tuning this feature space. The best mean results are show in **bold**.

Method	BN	scale	Fold-0	Fold-1	Fold-2	Fold-3	Mean
baseline			65.60	70.28	64.12	60.27	65.07
	✓		61.93	70.67	62.02	57.86	63.12 (-1.95)
	✓	✓	63.46	70.66	64.93	57.75	64.20 (-0.87)
		✓	67.42	71.57	67.99	61.57	67.14 (+2.07)

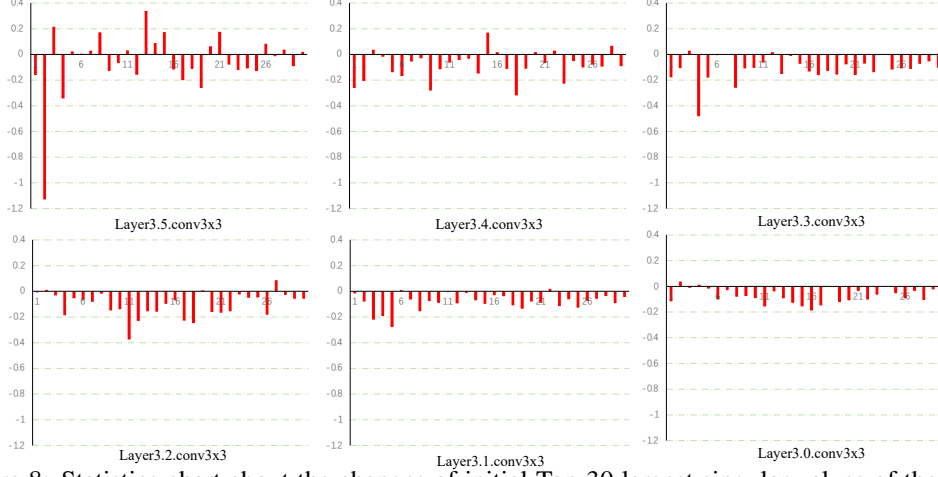


Figure 8: Statistics chart about the changes of initial Top-30 largest singular values of the 3×3 convolutional in layer3 after SVF.

network becomes shallower. To verify the above point, we visualize the singular value change map of all 3×3 convolutions of layer 2 in Figure 10. The variation of singular values in layer2 is more gradual. Furthermore we visualize the singular value changes from the 1×1 convolution of layer 3 and layer 2 in Figure 9 and Figure 11. where the 1×1 convolution is the last 1×1 convolution of each block in ResNet. This result is the same trend as 3×3 convolution. It shown that the information concerned by deep convolutions in pre-train backbone is not conducive to few-shot segmentation tasks. SVF improves the expressiveness of FSS model by focusing on adjusting distribution of singular value subspace in the deep convolution. Meanwhile, It proves that semantic cues in deep convolutions have the greatest impact on few-shot segmentation.

In Table 13, Table 14, Table 15, Table 16 and Tbale 17, we give more detail ablation study results. It contains the results for each flod in different ablation study.

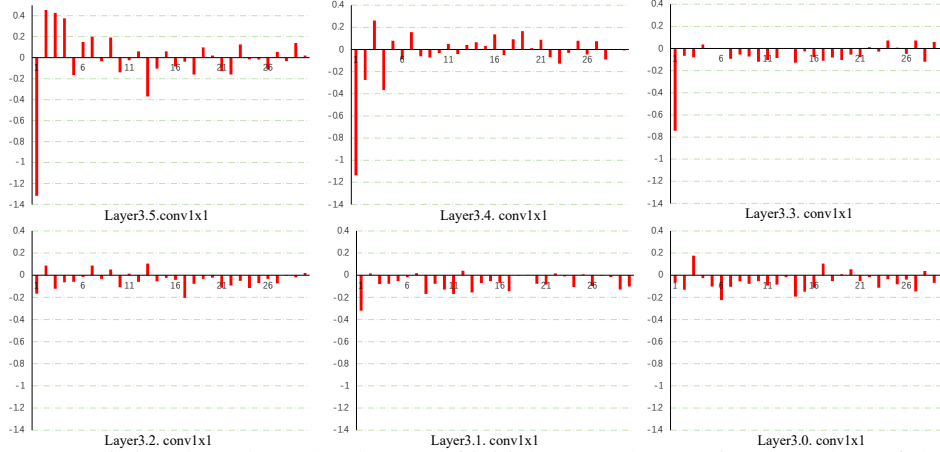


Figure 9: Statistics chart about the changes of initial Top-30 largest singular values of the 1×1 convolutional in layer3 after SVF.

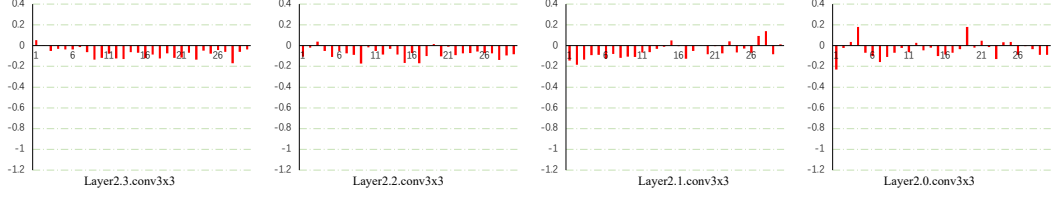


Figure 10: Statistics chart about the changes of initial Top-30 largest singular values of the 3×3 convolutional in layer2 after SVF.

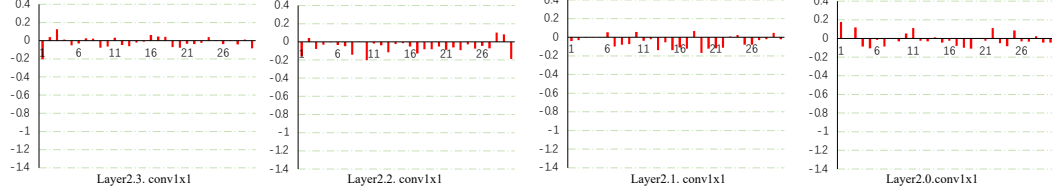


Figure 11: Statistics chart about the changes of initial Top-30 largest singular values of the 1×1 convolutional in layer2 after SVF.

Table 14: Comparative experiment with fine-tuning different layer of backbone on Pascal-5ⁱ.

Method	layer	Fold-0	Fold-1	Fold-2	Fold-3	Mean
baseline	-	65.60	70.28	64.12	60.27	65.07
+fully fine-tune	1, 2, 3, 4	57.97	70.51	61.33	53.80	60.90 _(-4.17)
+ part fine-tune	2, 3, 4	55.34	71.16	62.72	55.38	61.15 _(-3.92)
	3, 4	56.85	71.44	61.72	54.32	61.08 _(-3.99)
	4	56.19	70.63	59.98	55.50	60.58 _(-4.49)
+SVF	2, 3, 4	67.42	71.57	67.99	61.57	67.14_(+2.07)

Table 15: Comparative experiment with fine-tuning different convolutional layer of backbone on Pascal-5ⁱ.

Method	layer	3×3	1×1	Fold-0	Fold-1	Fold-2	Fold-3	Mean
baseline	-	-	-	65.60	70.28	64.12	60.27	65.07
+part fine-tune	2, 3, 4	✓	✓	55.34	71.16	62.72	55.38	61.15 _(-3.92)
	2, 3, 4	✓		59.57	69.96	61.74	56.16	61.86 _(-3.21)
	2, 3, 4		✓	58.30	70.50	62.04	55.63	61.62 _(-3.45)
+SVF	2, 3, 4	-	-	67.42	71.57	67.99	61.57	67.14 _(+2.07)

Table 16: Ablation study of SVF fine-tuning different subspace on Pascal-5ⁱ.

Method	U	S	V	Fold-0	Fold-1	Fold-2	Fold-3	Mean
baseline	✓			58.14	70.06	60.91	55.24	61.09
		✓		67.42	71.57	67.99	61.57	67.14
			✓	53.87	70.63	63.65	55.36	60.88
	✓	✓		57.54	70.19	62.12	56.41	61.57
		✓	✓	53.30	71.21	62.24	54.92	60.42
	✓		✓	53.81	70.75	61.92	53.60	60.02
	✓	✓	✓	56.64	70.47	63.48	54.36	61.24

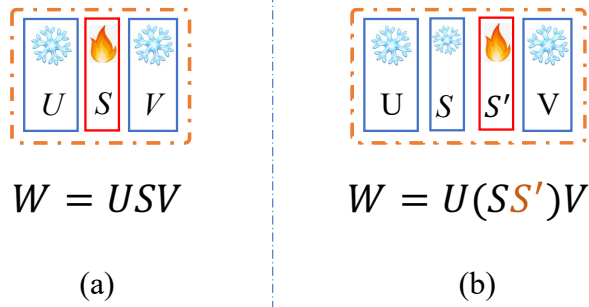


Figure 12: Different implementations of SVF.

Table 17: Ablation study of SVF fine-tuning different layer on Pascal-5ⁱ.

Method	layer	Fold-0	Fold-1	Fold-2	Fold-3	Mean
baseline + SVF	4	68.28	71.04	65.59	59.91	66.21
	3, 4	67.21	71.88	68.12	61.57	67.20
	2, 3, 4	67.42	71.57	67.99	61.57	67.14
	1, 2, 3, 4	67.06	71.69	67.77	61.94	67.12

D Discussion

In this section, we provide a discussion on our SVF. The main idea of SVF is learning to change singular values in the backbone weights. It has different implementations. We show two possible ways to achieve SVF in Figure 12: (i) treat the single value matrix S as trainable parameters directly; (ii) freeze the original singular value matrix S and introduce another trainable singular value matrix S' (we use exponential function \exp to keep it positive and initialize it with zeros), where the final singular value matrix is a product of S (frozen) and S' (trainable). In the second implementation, SVF keeps the backbone frozen (as all its weights are frozen) while introducing a small part of extra trainable parameters. It shares similarities with the recently proposed Visual Prompt Tuning (VPT) [14]. The difference between VPT and SVF is that VPT introduces the trainable parameters in the input space while SVF introduces them in the singular value space. Although SVF and VPT freeze the original backbone, they can produce optimization on the feature maps of the backbone. This property enables SVF to perform better in few-shot segmentation (FSS) and is the essential difference from the properties in previous SSF methods with frozen backbone (they do not change the feature maps of the backbone).