

Efficient Human-in-the-loop System for Guiding DNNs Attention

Yi He

s2010035@jaist.ac.jp

Japan Advanced Institute of Science
and Technology
Ishikawa, Japan

Xi Yang*

earthyangxi@gmail.com

Jilin University
Jilin, China

Chia-Ming Chang

info@chiamingchang.com

The University of Tokyo
Tokyo, Japan

Haoran Xie

xie@jaist.ac.jp

Japan Advanced Institute of Science
and Technology
Ishikawa, Japan

Takeo Igarashi

takeo@acm.org

The University of Tokyo
Tokyo, Japan

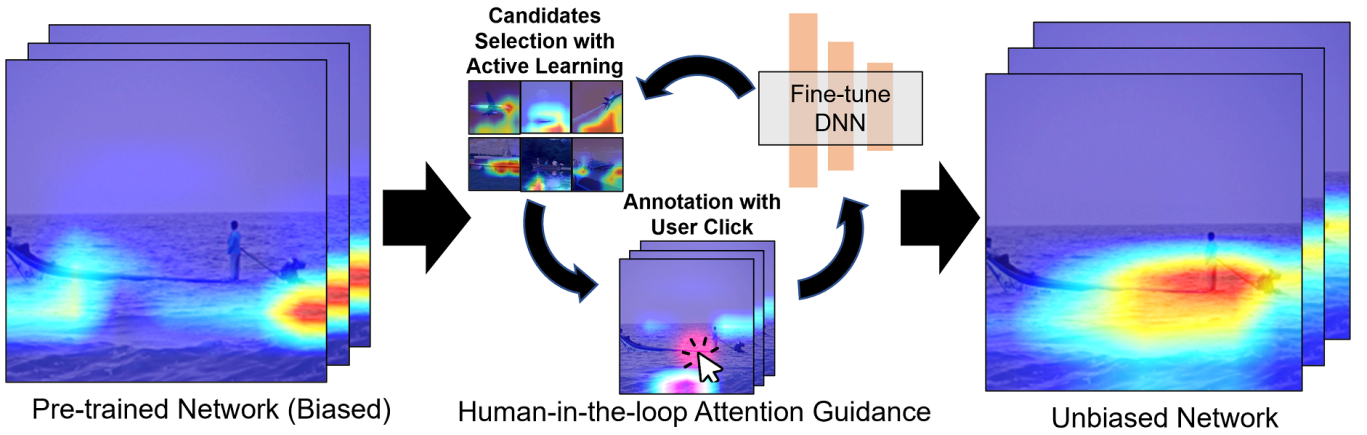


Figure 1: Overview of our system. By designing a single-click-attention-directing user interface and an attention-based active learning strategy, our system greatly reduces the number of annotation operations and the number of annotation images used to direct the attention of deep neural network (DNN) classifiers.

ABSTRACT

Attention guidance is an approach to addressing dataset bias in deep learning, where the model relies on incorrect features to make decisions. Focusing on image classification tasks, we propose an efficient human-in-the-loop system to interactively direct the attention of classifiers to the regions specified by users, thereby reducing the influence of co-occurrence bias and improving the transferability and interpretability of a DNN. Previous approaches for attention guidance require the preparation of pixel-level annotations and are not designed as interactive systems. We present a new interactive method to allow users to annotate images with simple clicks, and study a novel active learning strategy to significantly reduce the number of annotations. We conducted both a numerical evaluation and a user study to evaluate the proposed system on multiple datasets. Compared to the existing non-active-learning approach which usually relies on huge amounts of polygon-based segmentation masks to fine-tune or train the DNNs, our system can save lots

of labor and money and obtain a fine-tuned network that works better even when the dataset is biased. The experiment results indicate that the proposed system is efficient, reasonable, and reliable.

KEYWORDS

dataset bias, attention guidance, interaction, active learning

1 INTRODUCTION

The transferability and interpretability of deep neural networks (DNNs) are critical for a variety of deep learning applications. Correct and clear evidence makes users have more confidence in the network decisions, and makes the pre-trained networks easier to deploy across different datasets. However, the datasets we collected frequently have various biases. One such bias, co-occurrence bias, is easily caused by the lack of negative examples in a dataset [52]. The strong correlation among several feature elements leads to the feature that we want to extract often accompanied by some other features in the context. According to the characteristics of a DNN, we cannot expect a network trained by datasets with obvious biases to make decisions based only on the necessary features. This has also been proven in many experiments [52, 63, 65], and we use

*Corresponding author. Part of this work was done at The University of Tokyo.




Figure 2: Examples show the co-occurrence bias in multiple datasets. The importance of regions from high to low for prediction is colorized from red to blue. Images from the COCO dataset are shown in the first row. Here, the results of feature visualization (Grad-CAM) show that the pre-trained DNN classifies ‘boat’ by focusing on water waves, the contour of the coast, or the border between boat and water, instead of the boat itself. Images from the AwA2 dataset are shown in the second row. In this case, the pre-trained network classifies ‘horse’ by relying on both a horse and a human. Finally, images from the CelebA dataset are shown in the third row. Here, the pre-trained network classified ‘lipstick’ attribute focuses not only on the region of the mouth but also on the eye, and eyebrow.

feature visualization techniques [14] to show the attention of DNNs that indicates the features used to make decisions.

Examples. In Figure 2, we show some examples describing the co-occurrence bias problem. *Boat-water problem* [52]. In the COCO dataset [26], all boats are captured in a river or sea, and the networks recognize water waves or coastal contours instead of various boat shapes to classify the boat images. *Lipstick problem* [63]. In the Large-scale CelebFaces Attributes (CelebA) dataset [28], the attributes ‘Wearing Lipstick’ and ‘Heavy Makeup’ often occur simultaneously with a high probability. Most people in the images, not only applying lipstick but also putting makeup on other facial parts, will only be labeled by ‘Wearing Lipstick’ attribute. Thus, the network recognizes ‘Wearing Lipstick’ by usually relying on the makeup placed on several parts of the face, such as the eyes, eyebrows, and mouth. *Horse-human problem* [65]. In the AwA2 dataset [55], humans frequently appear in the images of horses; thus, to classify the horse class, the networks rely not only on the features of the horses but also on those of the humans.

The biased representations are not easily eliminated from a pre-trained network because the current DNN networks have poor

interpretability. The features are extracted in high dimensions and are extremely difficult to disentangle. To eliminate these biases, a direct solution is to modify the training dataset to balance the bias [18, 37, 65]. However, this method requires a significant number of manual operations for each bias. There are two issues in the following situations. The first is to remove images that have a bias, which will greatly reduce the size of the dataset, and lose many of the features. The second is to increase the number of negative samples. For the lipstick problem, for example, to balance the impact of other parts on the network, we should add samples having makeup on other facial parts but without lipstick. However, negative samples are difficult to collect, and a large number of negative samples may cause the network to be unable to extract any features. Furthermore, the increase in the training data leads to the requirement of a more complex network model, more powerful devices, and a longer training time.

Another approach is to have the system focus (attention) on a specific area of images. There are both manual and automatic methods. The manual approaches, for example, assigning more weights to the important region manually, however, are often difficult to determine the size and shape of the region, which may lead to an over-fitting. Fully automatic approaches, such as attention mechanism [11] or self-attention [24], are difficult to simply eliminate biased representations from a pre-trained network because the extracted features are difficult to disentangle, and self-guidance by a soft mask is ineffective if the region of interest (ROI) overlaps with the attention map. Bahng et al. [5] reduced a network’s dependency on the bias representation by encouraging it to be different from networks with small receptive fields that can easily capture texture features. However, it is difficult to disentangle object-level biases. In this situation, supervised methods [24, 56] are necessary to force the attention of the network on the regions provided by additional information. However, they rely on pixel-level annotations, which require high human costs. This additional information (attention positions on images) is difficult to obtain unless we already have images with proper annotations [2] or the elements can be detected using existing methods [56].

Therefore, in this study, we present an interactive method to improve the efficiency of supervised methods to guide the attention of a pre-trained network to resolve co-occurrence bias. It consists of two elements. One is the clicking interface for region selection. The user specifies the regions where the classifiers should or should not focus using simple clicks (users are not forced to specify all regions of interest), and the system fine-tunes the classifier so that it focuses on or avoids the specified regions. To achieve this simple operation, we design an adjusted loss function by combining the region and center differences based on Gaussian mixture models (GMM). The other is a new active learning strategy to substantially reduce the number of annotation images required to obtain the expected results. The main contributions of our study are as follows:

- We propose a human-in-the-loop system to efficiently reduce the impact of dataset co-occurrence bias on pre-trained DNNs, thereby improving its transferability and interpretability.
- We design a new user interface to allow users to guide the attention of the network by simply clicking the ROIs, and a

new loss function to force the network through fine-tuning. We also study a new active learning strategy based on the distributions of the calculated feature maps.

- We conduct a user study comparing existing methods as baselines to indicate the efficiency of our proposed system. This includes a comparison of the proposed click-based annotation approach with a traditional polygon-based approach, and a comparison of attention directing using the designed active learning mechanism and attention directing using the non-active learning method.

2 RELATED WORK

2.1 Human-in-the-loop Frameworks

Human-in-the-loop is a powerful approach for connecting human knowledge and machine learning models [4]. Several applications using this approach have been introduced in the literature. Nakano et al. [35] proposed a framework, called interactive deep singing-voice separation, to allow users to fine-tune a deep learning model and improve the separation accuracy of the input song. Shimizu et al. [43] designed a framework that allows users to create and edit design adjectives to explore high-dimensional spaces. Silva et al. [45] presented a reinforcement learning technique for the intelligent initialization of neural network weights and architecture by encoding the domain knowledge. Hilgrad et al. [17] introduced a human decision function into a learning framework to optimize the representation. Mishra et al. [33] introduced an interactive tool to support non-experts in transfer learning. Wang et al. [53] introduced an automated machine learning system to support data science projects. In addition, several interaction techniques [3, 6, 31] have been studied to improve the performance of deep learning models for image segmentation through human annotations. Liu et al. [29] proposed a deep reinforcement active learning system to maximize the person re-identification performance. Various interactive applications [7, 21, 22] have been designed for computational design based on human-in-the-loop optimization methods.

2.2 Dataset Bias

Dataset bias was introduced by Torralba and Efros [52], who analyzed and summarized various dataset biases by comparing and evaluating a set of popular datasets. Tommasi and Tuytelaars [51] also reported a test for analyzing a cross-dataset of 12 existing image datasets. In addition, Stock et al. [49] proposed the use of adversarial examples to uncover the undesirable biases learned by a model. Kim et al. [19] also proposed a regularization term based on mutual information to unlearn the target bias from the training data. Maksai and Fua [32] exploited appearance-based features to eliminate exposure bias in multiple objects tracking tasks. Tian et al. [50] proposed a person-region guided pooling DNN based on human parsing maps to eliminate background bias in person re-identification. Hendricks et al. [16] introduced two complementary loss terms: appearance confusion loss and confident loss to force the network to learn less gender bias. Li and Vasconcelos [25] introduced a dataset resampling procedure based on a formulation of bias minimization as an optimization problem.

2.3 Feature Visualization

The biased representations of the pre-trained DNN network were caused by dataset biases. Feature visualization methods provide a solution to check if the pre-trained DNN networks have biased representations. The simplest way is to visualize the weights of the feature maps directly introduced by Krizhevsky et al. [23]. Simonyan et al. [46] also generated an artificial image, which is representative of a class of interest, and computed an image-specific class saliency map for highlighting the areas of the given interest. In addition, Zeiler and Fergus [61] visualized the activities for each layer by applying deconvnet. Springenberg et al. [48] proposed guided back-propagation to visualize features learned through DNNs. Moreover, Yosinski et al. [58] introduced an excellent software tool by combining many different visualization methods. Furthermore, Zhou et al. [66] generated class activation maps (CAM) using global average pooling (GAP) in DNNs to highlight the discriminative object parts detected by the DNN. Selvaraju et al. [37] proposed a gradient-weighted class activation mapping (Grad-CAM) technique that enables CAM applications without modifying the model architecture.

2.4 Active Learning

Active learning aims to reduce the number of annotations by selectively labeling the most informative samples. It has three main settings: membership query synthesis, stream-based selective sampling, and pool-based active learning [40]. Pool-based active learning is widely applied. It has three main approaches to selecting the sampling: uncertainty, diversity, and query-by-committee-based methods. In this paper, we focus on pool-based active learning methods for image-related tasks to introduce state-of-the-art studies. Sener and Savarese [38] defined the active learning problem as core-set selection and studied the core-set problem for DNNs. Sinha et al. [47] used VAEs to learn a low dimensional latent space from labeled and unlabeled data. Yoo and Kweon et al. [57] proposed a loss prediction module that is directly applicable to any task with DNNs to predict the target losses of the unlabeled inputs. Zhang et al. [62] proposed a state relabeling adversarial active learning model that considers both the annotation and state information to derive the most informative unlabeled samples. Agarwal et al. [1] introduced contextual diversity to unify model prediction uncertainty with diversity based on spatial and semantic context. Siddiqui et al. [44] exploited viewpoint consistency in multi-view datasets to propose an active learning strategy for semantic segmentation. Agarwal et al. [2] adapted active learning for imbalanced visual tasks by modifying the acquisition functions. Gudovskiy et al. [13] also proposed a low-complexity method for feature density matching using a self-surprised Fisher kernel and pseudo-label estimators for biased datasets. In addition, Yuan et al. [60] proposed a multiple instance active object detection approach for selecting informative images from an unlabeled set.

2.5 Interpreting DNN

Interpretability requires DNNs to not only make a decision but also explain the reason for such a decision. Due to the lack of interpretability, it is difficult for DNN decisions to be fully trusted on many critical tasks, although they have achieved remarkable

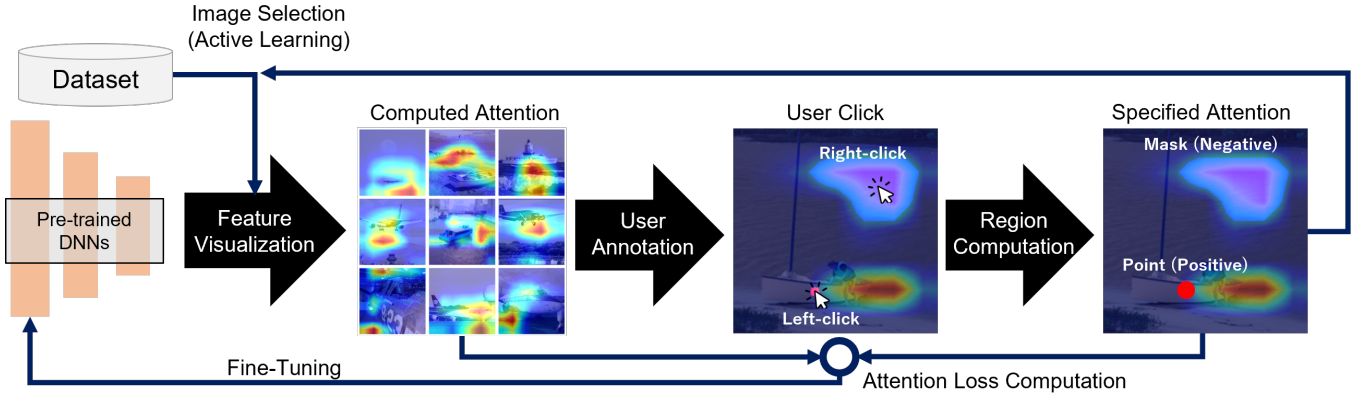


Figure 3: Overview of the proposed method. For the same input image, the fine-tuned unbiased network can output a non-biased attention map compared to the input.

performance. Both statistical methods [20, 64] and visualization tools [27] have been studied to open the black box to improve the network interpretability. Visualizing attention, the regions where the extracted features are located, is the intuitive way to make users understand the evidence for making a decision on image-related tasks.

2.6 Attention Guidance

There are automatic approaches to eliminate bias as introduced in section 1, and among which [11, 24] are very representative examples. Pixel-level supervision [24] is a commonly used approach for addressing biased attention in DNN models used in the machine learning field. This approach can force the DNN models to focus on the desired regions; however, it relies on the ground truth of the image segmentation, which is collected by drawing a polygon box along the boundary of each object on an image with heavy human resources. The attention mechanism based method [11], introduced an attention branch network that extracts the effective weight by generating the attention map for a visual explanation on the basis of response-based visual explanation in a supervised learning manner, also are able to reduce network bias. However, as they rely on the extracted image features which are often difficult to disentangle, the biased representations cannot be effectively eliminated.

Yang et al. [56] used landmarks as the ground truth to guide the attention of pre-trained models; however, this method is limited to the scenarios in which the landmarks can be detected through the existing tools such as face recognition. Shen et al. [42] also claimed that they implemented an interactive framework to collect human feedback for attention guidance. However, this scenario is limited. Their method lacks a widely applied evaluation and user study indicating its efficiency. In addition, the feature visualization method they used required changing the architecture of the pre-trained network.

3 SYSTEM DESIGN

3.1 Design Rationale

Deep learning networks make decisions completely relying on the prior information provided. Since feature visualization can actually help humans understand the basis of network reasoning, it is necessary to embed human knowledge to help them disentangle co-occurring features from datasets. While a human-in-the-loop system is an efficient way to allow users to interactively and targetedly rectify the pre-trained networks, human knowledge is an expensive resource if we try to collect dense annotations. Therefore, we study active learning and user interface design in an attempt to significantly cut the cost of labor. The active learning strategy finds commonalities in incorrect samples to avoid the user giving redundant annotations, and the efficient user interface helps the user make annotations quickly and accurately.

3.2 Overview

As shown in Figure 3, given a pre-trained DNN model with biased representations, our system selects informative images from the given dataset using our active learning strategy, and visualizes attention regions. The user then annotates these selected images by clicking on the positive or negative attention regions as the user-specified attention. Next, we calculate the difference between the predicted attention and user-specified attention as a new loss function term to fine-tune the pre-trained network and force it to focus on the correct regions. Thus, biased representations are efficiently eliminated from the network.

3.3 Attention Visualization

By comparing the results of several feature visualization approaches, gradient-weighted class activation mapping (Grad-CAM) [37] was employed for our method. Grad-CAM is a technique that uses class-specific gradient information to localize important regions. Given an image and a specified class, the image is passed through the network to obtain the activation. A one-hot vector marked by the class is then backpropagated to compute the gradients going into the convolutional layer. These gradients were averaged to obtain

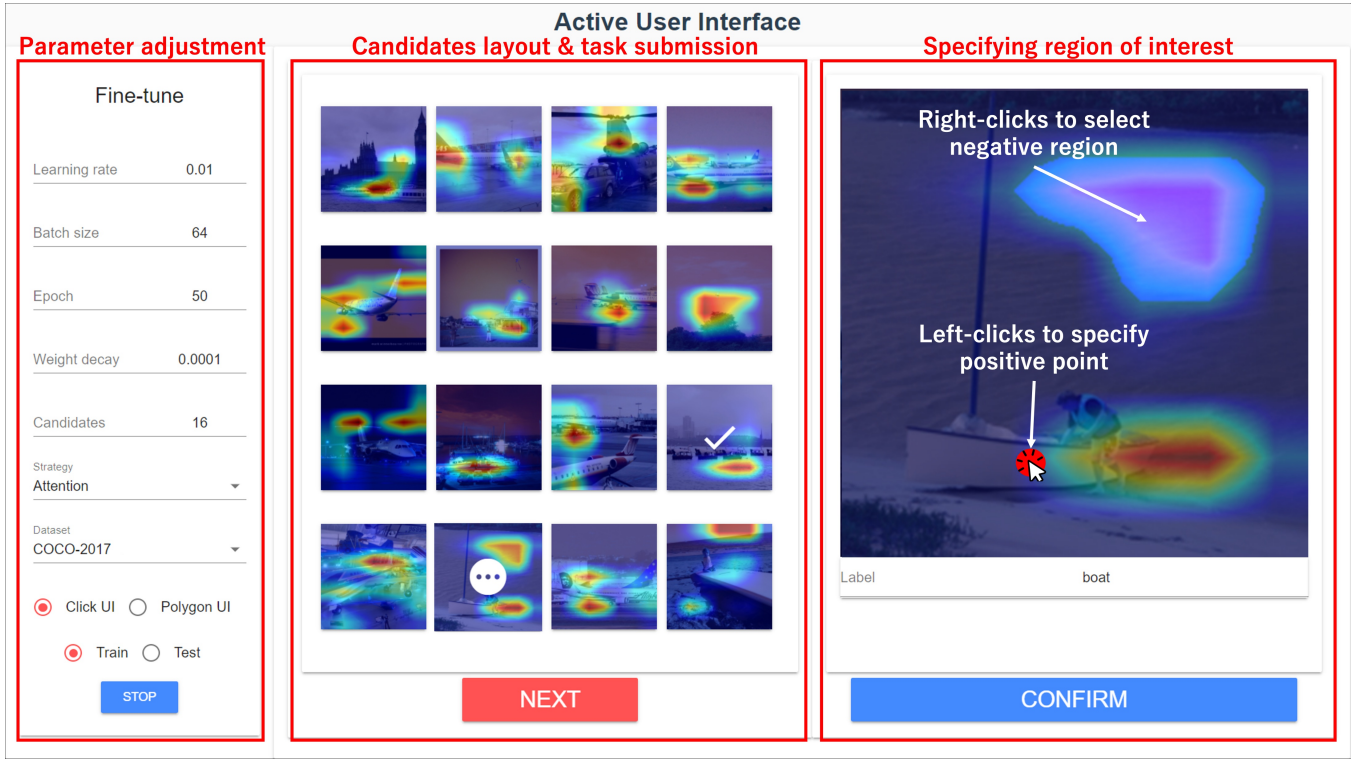


Figure 4: The click-based user interface is developed by combining an active learning interactive mechanism. The user can modify the parameters, choose a strategy to be used in active learning, and select the dataset for fine-tuning. When the user clicks the START button (it changes to the STOP button after starting), the back-end system returns the selected images and waits for the user to confirm the annotation and decide to apply a fine-tuning. The user can refine the attention map in the workspace on the right side of the user interface by clicking the left mouse button to specify centers of positive attention region, the right mouse button to decide the negative region, and the middle mouse button to cancel all operations on this image.

the weights of each feature map. The heat map showing the detected region is a weighted combination of the feature maps.

3.4 User Interface Design

To improve the annotation efficiency and reduce the workload of the annotator, we propose a user interface specifically designed to support user interactions with the active learning mechanism, as shown in Figure 4. For wider applicability, the user interface is designed as a web application based on Vuejs [59]. The back-end system is implemented with Flask [12].

Parameter adjustment. We provide a parameter panel on the left for the user to adjust the dataset, data selection strategies, training parameters, and the number of candidates that should be labeled at a time. In addition, the user can switch to training or test mode at any time to assess the performance of the current fine-tuned model.

Candidates layout & task submission. We prepare a layout for the candidates shown and a batch submission in the middle. The user can handle any candidate images as they like and submit the annotation results. The submitted images are marked using a checkmark so that users can confirm their annotation progress.

Specifying region of interest. We propose a single-click type operation for specifying the ROIs. The user left clicks the centers of positive attention regions to specify where the network should focus. If the user thinks the network is focused on the wrong place, the user then right-clicks on the wrong attention regions to remove the impact for these regions for the network to make a decision.

When users finish labeling an image and click the CONFIRM button, the workspace is emptied and the images being worked on in the middle area of the candidate images are marked as completed, allowing the users to easily check the progress of their work. The remaining candidate images can be shown by clicking the NEXT button. After all candidate images are labeled, the NEXT button changes to the FINE-TUNE button. Clicking the FINE-TUNE button will move the process to the next round of fine-tuning of the model. This process continues until the user believes that a more satisfactory result has been obtained.

3.5 Active Learning Strategy

Active learning has many applications in machine learning. It uses as few labeled samples as possible to maximize the performance gains of the model during each training epoch. During this process,

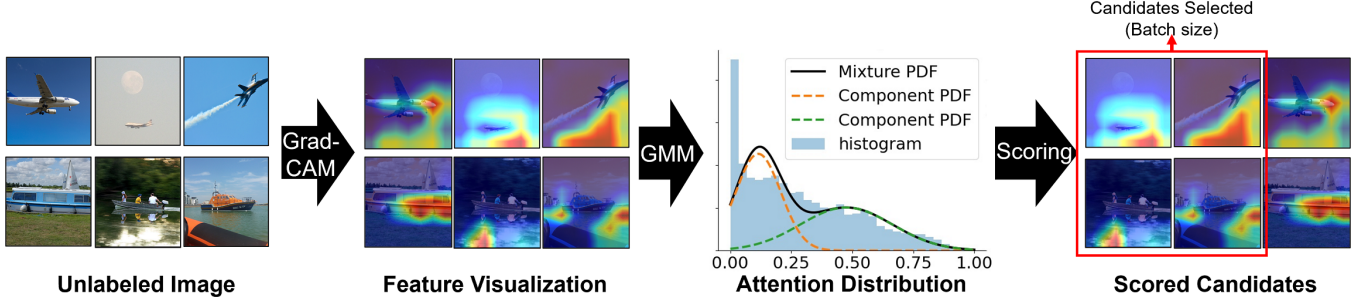


Figure 5: Proposed attention based data selection strategy designed for attention directing.

the strategy used to sample the data affects the training time required to obtain the desired results. The main strategies commonly used in deep active learning include random selection, entropy [54], and K-Center-Greedy [38].

In our task, we designed a special strategy based on the attention distribution of unlabeled data to select informative images as shown in Figure 5. The insight is that we believe the features of the most worthy annotated images are closer to the common characteristics of the dataset images. Thus, we use a Gaussian Mixture Model [34] (GMM) for determining the attention maps which are most needed for user directing. A GMM is a probabilistic model that assumes all the data points are sampled from a mixture of a finite number K of components. In this model, each component is a multivariate Gaussian distribution with mean μ_k and covariance matrix Σ_k . The model has the form:

$$p(x_i|\theta) = \sum_{k=1}^K \pi_k \mathcal{N}(x_i|\mu_k, \Sigma_k) \quad (1)$$

We introduce the GMM to our system for scoring the unlabeled images according to the diversity of co-occurrence and correct activation value distributions. In our implementation, the K is set to 2, representing the positive and negative features, and each component has its own diagonal covariance matrix Σ_k . We use the expectation-maximization (EM) algorithm [8] to train our model and the number of EM iterations is set to 100. The predicted attention maps of unlabeled images here are fitted to the GMM as input to get a trained model. Then we calculate the log-likelihood of each sample x from the as $score_x$ described in Equation (2). For simplicity's sake, we gather all GMM parameters into θ . The $score_x$ means the probability of the observed sample under the fitted g_θ , we can sort them in descending order. We then select the top batch size number of images to ask the user to give an annotation.

$$score_x = \ln(g_\theta(x)) \quad (2)$$

3.6 Fine-tuning Approach

The pre-trained network is fine-tuned by the loss function, which is combined by weighted guidance loss $loss_g$ and classification loss $loss_c$, which is computed as $Loss = w_g * loss_g + w_c * loss_c$, as shown in Figure 6. Here, the classification loss $loss_c$ is calculated as pre-training by binary cross entropy (BCE) between the predicted

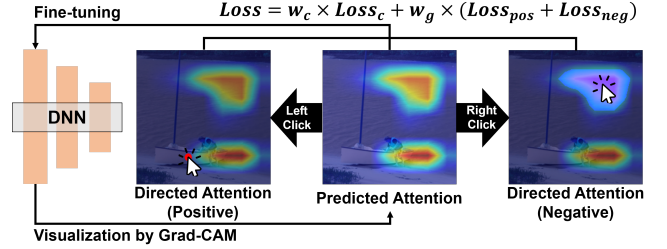


Figure 6: Computation of the fine-tuning loss.

scores and labels. The guidance loss $loss_g$ is computed as $loss_g = loss_{pos} + loss_{neg}$, where the positive loss $loss_{pos}$ and negative loss $loss_{neg}$ are directed by the user interaction. The parameters w_g and w_c are the weights to balance $loss_g$ and $loss_c$.

Because our system allows users to specify multiple positive points, we obtain the $loss_{pos}$ by calculating the difference between the center of the user-directed positive points (pp) and the barycenter of the predicted attention map (am) as shown in Equation (3). At the same time, we incorporate a super-pixel method [9] to segment the predicted attention map so that the user can select negative attention regions (nr) by simple clicks. Here the $Coord$ refers to the coordinates from the attention map and the value of the activation map is defined as Val . Since we expect that the activation of the negative attention region should be close to zero, we calculate the summation of the values of the attention map located in the directed negative regions as $loss_{neg}$, as described in Equation (4).

Note that we do not require users to click all ROIs, and the user can specify arbitrary regions or do nothing.

$$loss_{pos} = \left\| \frac{\sum_{i \in am} (Coord_i \times Val_i)}{\sum_{i \in am} Val_i} - \sum_{j \in pp} Coord_j \right\| \quad (3)$$

$$loss_{neg} = \sum_{k \in nr} Val_k \quad (4)$$

4 IMPLEMENTATION

4.1 Dataset

We evaluated our method using three datasets that are commonly used and suffer from co-occurrence bias: COCO-2017 [26], CelebA [28],

and AwA2 [55]. The dataset images were divided into three sets: the training set, test set, and validation set. We use the categories of ‘airplane’ and ‘boat’ from COCO-2017, ‘Wearing Lipstick’ from CelebA, and ‘humpback whale’, and ‘horse’ from AwA2. Table 1 lists the composition of the datasets used.

Table 1: The composition of various datasets used in our implementation.

| | COCO-2017 | | CelebA | AwA2 | | |
|------------|-----------|------|------------------|----------------|-------|--|
| Set | airplane | boat | Wearing Lipstick | humpback whale | horse | |
| Train | 2388 | 2420 | 13436 | 651 | 1316 | |
| Test | 598 | 605 | 3839 | 150 | 264 | |
| Validation | 97 | 121 | 1920 | 50 | 65 | |

4.2 Training

The proposed system was implemented on a Linux system computer with two NVIDIA RTX 3090 graphics cards, an Intel® Xeon(R) W-2223 CPU, and 64GB memory. We used resnet-18 [15] provided by PyTorch [36] for the classification task, which contained 18 convolutional layers. We pre-trained the ResNet-18 network on our three prepared datasets, with a learning rate of 0.1 and a weight decay of 0.0005 as parameters. We used stochastic gradient descent as the optimizer in the pre-training process and early stopping is applied to get the pre-trained model. The pre-train epoch is set to 150, the batch size is 128. In the fine-tuning process, we use a learning rate of 0.01 to fine-tune the pre-training model. The values of w_g and w_c of the fine-tuning loss are set to 0.75 and 0.25. Here the batch size is 128, epoch is set to 150.

5 NUMERICAL EVALUATION OF ACTIVE LEARNING STRATEGY

We conducted numerical evaluation by manually guiding the attention of a biased pre-trained network with our system by ourselves to compare our active learning (candidates selection) method against random selection and two existing selection methods, including entropy [30, 41], and diversity-based algorithms. For the entropy-based selection strategy, we calculated the entropy-based on the output vector values of softmax. For the diversity-based approach, we used K-Center-Greedy[39], a core-set algorithm for data sampling.

We evaluated the effectiveness of our proposed method in terms of fine-tuned accuracy and visualization results. The same pre-trained network is fine-tuned through different strategies on the categories of ‘boat’ and ‘airplane’ within the same limited amount of time (240 mins), as shown in Table 2. Our proposed method achieved the highest accuracy.

We also conducted tests on the categories of ‘Wearing Lipstick’ and ‘Heavy Makeup’, as shown in Table 3. Especially, to show the performance of each fine-tuned network on images with only the ‘Wearing Lipstick’ attribute, we developed a new test set by removing the images with the ‘Heavy Makeup’ attribute in the previous test set. These results demonstrate that the network used in our

method learns more exact features and achieves better transferability.

Table 2: The accuracies on COCO-2017 achieved by each strategy.

| Strategy | airplane | boat |
|------------------|----------------|----------------|
| Pre-trained | 88.155% | 80.331% |
| Random | 88.365% | 82.975% |
| Entropy | 88.574% | 84.023% |
| Diversity | 88.679% | 84.682% |
| Attention (ours) | 88.994% | 84.792% |

Table 3: The accuracies on CelebA achieved by each strategy.

| Strategy | Wearing Lipstick | Wearing Lipstick only |
|------------------|------------------|-----------------------|
| Pre-trained | 82.204% | 73.038% |
| Random | 82.998% | 73.084% |
| Entropy | 83.274% | 73.176% |
| Diversity | 83.614% | 73.245% |
| Attention (ours) | 83.730% | 73.359% |

To show the effect of our proposed method in active learning with the same annotation workload, we visualize and show the active learning curve for the different strategies in Figures 7(a) and 7(b). As shown in the figures, both the entropy and the diversity-based approaches can achieve better results faster than the random sampling approach on different datasets. During the last cycle of active learning, the random-based approach achieves a total accuracy of 86.273% and 77.727%, whereas the entropy-based approach and the diversity-based approach have accuracies of 86.808% and 87.128% on COCO-2017, 77.905% and 78.101% on CelebA, respectively. The accuracy of our proposed attention-based maneuver, by contrast, was 87.363% and 78.216%.

In Figure 8(a), we show attention maps visualized from images in COCO-2017 that suffered from dataset bias and the attention map of the same images visualized using a fine-tuned network. Some examples from AwA2 and CelebA are also shown in Figures 8(b) and 8(c). Although we only fine-tuned the pre-trained network for five epochs, we can still see that the fine-tuned network can focus on the target object better in comparison to the pre-trained network.

Compatibility for multiple features. In image classification problems, we also encounter cases where multiple target features are included in the same image. In this case, DNN may respond to only one of these targets. We experimented with the case of multiple target features appearing in the same image. We expect the fine-tuned network to be able to respond to multiple target features in a picture simultaneously. The study results (Figure 8(d)) showed that this system can correct multiple feature targets in a single image as well.

6 USER STUDY

We conducted a user study to evaluate the proposed system by comparing it with the baselines within the same duration. Our hypothesis is that the model fine-tuned using our proposed system

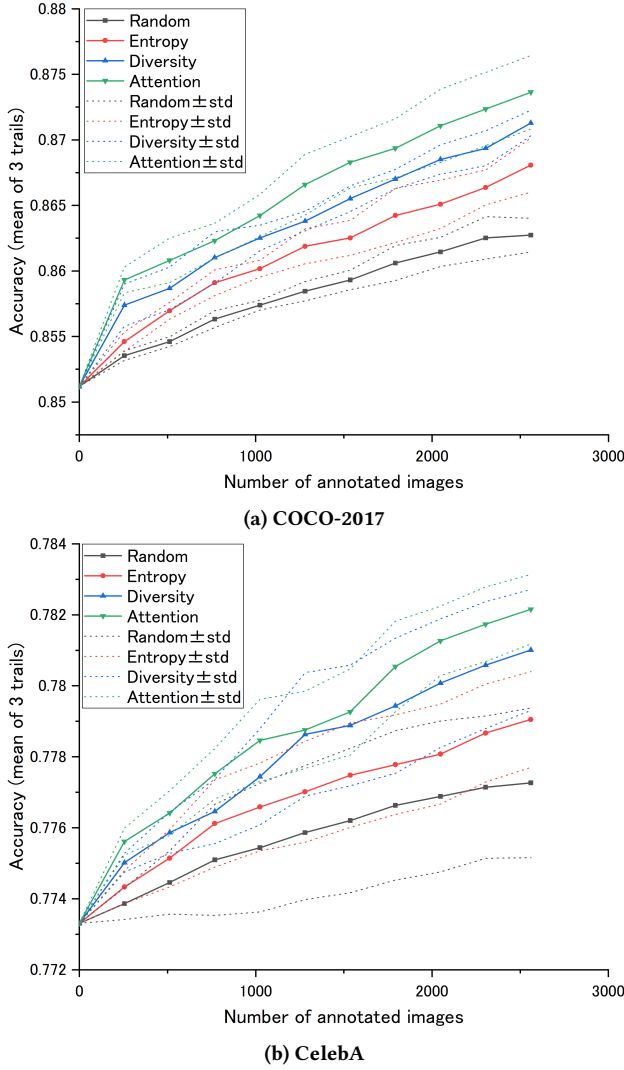


Figure 7: Accuracy variations of fine-tuning progress. (a) shows results on COCO-2017; (b) shows results on CelebA. For the active learning results obtained with different strategies when applying the COCO-2017 and CelebA datasets, we labeled 2560 images during 10 cycles. Note we show a mean accuracy and the standard deviation of 3 trials.

could have higher accuracy and better feature representation, and this efficient framework could obtain a higher-quality annotation.

6.1 Participants

To validate our hypothesis, we outsourced the execution of the user study to lab students (all from unrelated laboratories) with study or research experience in machine learning. A total of 16 participants were invited to participate in the user evaluation process to help us evaluate click and polygon-based user interfaces and active learning mechanisms, after which they were given a questionnaire. Among the participants, 2 participants stated they are *familiar with machine learning*, 6 participants *using some machine learning algorithm in their research*, 8 participants *have experience on programming with*

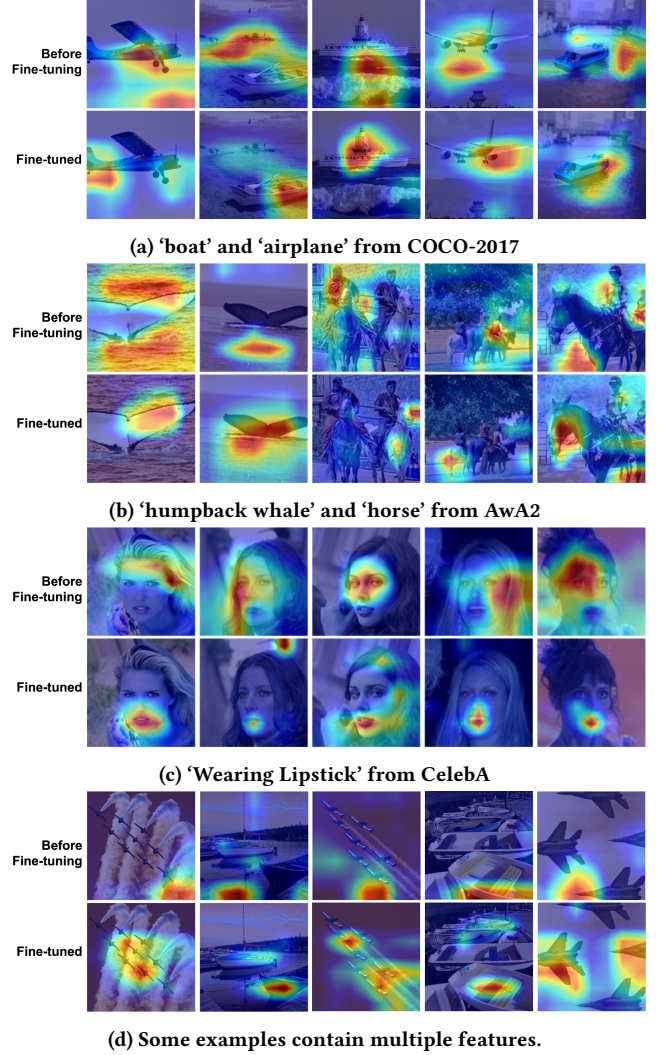


Figure 8: Attention maps are obtained by network before and after fine-tuning on different datasets. The first row shows the pre-trained results, and the second row shows the fine-tuned results.

some simple machine learning method. 12 were male and 4 were female. The total cost was approximately \$480 (\$30 per participant).

6.2 Metrics


We evaluated this system through a user study using both subjective and objective criteria. Two indicators were estimated for the objective evaluations. The first is the classification accuracy of the network used to show the performance after fine-tuning. We expect that the accuracy of the pre-trained network for the same classification task can be improved to a certain extent after sufficient fine-tuning. The second is the annotation time for each image because it is critical for the cost of crowdsourcing and a longer operation time impacts the label quality.

The subjective evaluation was mainly assessed using a user questionnaire detailed in Section 6.5. We sought feedback from users based on the following points:

- Effectiveness of the system (Q1, Q2, Q3, Q4),
- Ability of the network to obtain a more reasonable attention map after fine-tuning (Q5, Q6),
- Reliability of fine-tuned DNNs using the system (Q7).

6.3 Baseline

To evaluate our proposed system, we employed popular methods, a polygon-based user interface for obtaining image annotations and a random data selection strategy for image sampling, as the baseline for comparison tests. Figure 9(b) shows the traditional polygon-based annotation method used for selecting the ROIs. In baseline situations, the user only needs to click several vertices to draw the boundary of the target in the image. For a further study, we also conduct another comparison test with polygon-based user interface and proposed attention-based data selection strategy.



(a) Proposed click based approach. (b) Baseline polygon based approach.

Figure 9: The proposed click-based attention directing approach is shown in (a), whereas the implemented polygon-based approach is shown in (b). Note that the polygon-based approach does not share the function of the right and middle clicks with the click-based approach.

6.4 Procedure of User Study

During the user study, the participants were asked to sit in front of a desktop computer and complete the given four tasks in a random order (within-subject design) [10]. Each task completion time was 45 min, for 180 min in total. The annotation systems were run on a browser, and we explained how to use the tools to the participants before the experiment. Although we expect users to try to annotate all positive and negative regions using the left and right clicks, for example, left-clicks for airplanes, right-clicks for the sky or parking lots, in the actual user study we left it up to the participants to decide "where the attention should or should not be".

We prepared two categories of image sets affected by dataset bias for 'airplane' and 'boat' as datasets. Airplanes often appear with the sky or parking lots, and boats often appear in the same scene like water. During the user study, the number of candidates displayed on the UI at one time was set to 64, whereas the batch size, which refers to the number of images required for

annotation during one cycle, was 256. There are four test conditions, **polygon-random**, **polygon-active**, **click-random**, and **click-active**. **polygon** means polygon-based annotation interface (baseline) and **click** means click-based annotation (proposed). **Random** means random-sampling (baseline) and **active** means attention-based data sampling (proposed). The orders of four conditions are randomly determined.

6.5 Questionnaire

After users completed each task, we asked them to complete a five-Likert scale questionnaire to help us evaluate the usability of the user interface and the system itself. The contents of the questionnaire were designed as follows:

- Q1 Attention annotating with the click-based user interface was difficult.
- Q2 Attention annotating with the polygon-based user interface was difficult.
- Q3 It was difficult to concentrate on the tasks when using click-based user interface.
- Q4 It was difficult to concentrate on the tasks when using polygon-based user interface.
- Q5 The attention maps obtained by active learning was reasonable.
- Q6 The attention maps obtained by random sampling was reasonable.
- Q7 I am confident to use the fine-tuned DNNs in my further research or deployment.
- Q8 Which fine-tune method do you prefer to use?
- Q9 Why or some comments?

7 RESULTS

7.1 Time Cost

Figure 10(a) shows that participants spent an average time of 6.68s for the click-based approach and 8.66s for the polygon-based approach with a random strategy, while the average time with an attention-based strategy is 5.31s and 7.32s, on each image needing to be annotated through the click and polygon-based approaches, respectively. A 22.89% decrease in time was achieved when switching from the click-based approach to the polygon-based approach with the random strategy, while a 27.46% decrease was achieved with attention-based strategy. In the results of this paired T-test, we can see that utilizing two different methods leads to a more significant difference ($p < 0.001$). This means that the click-based approach significantly reduces the time spent on an attention annotation compared to the polygon-based approach. In addition, according to the results, using our proposed attention-based approach also brings a more significant time cost decrease of 20.54% ($p < 0.05$) when the same click-based annotation approach is used. This is because the approximate attention distribution of images saves the time consumed by the user in the process of determining whether the network has extracted useful features from the target image.

7.2 Accuracy after Fine-tuning

Figure 10(b) shows the average accuracy after fine-tuning by the participants. Because the accuracy of our baseline model is 81.14%,

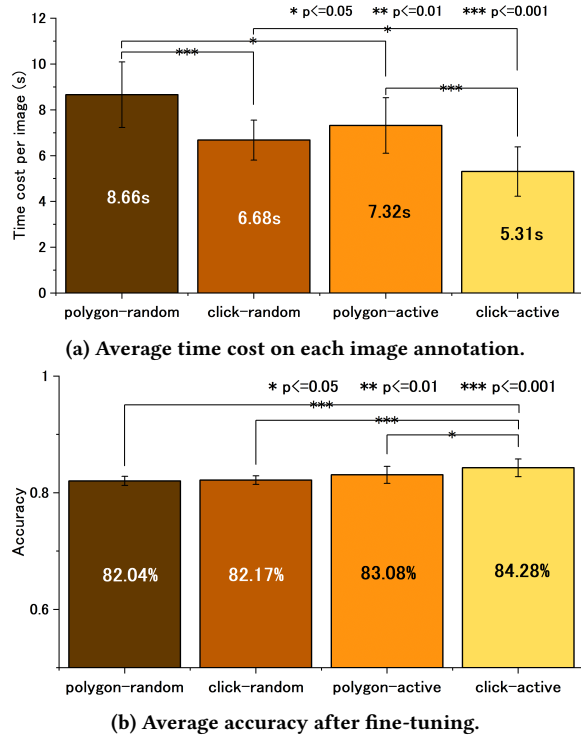


Figure 10: One-way analysis of variance and post-hoc tests were utilized for the data from the user study. In (a), we show the average time cost for each image annotation in polygon-random task, with mean = 8.663 and SD = 1.431; click-random task, with mean = 6.680 and SD = 0.872; polygon-active task, with mean = 7.318 and SD = 1.211, and click-active task, with mean = 5.308 and SD = 1.076. In (b), we had an average accuracy before fine-tuning (baseline) of 0.811. After fine-tuning, we obtained the average accuracy for polygon-random task as mean = 0.820 and SD = 0.008; click-random task as mean = 0.822 and SD = 0.007; polygon-active task as mean = 0.830 and SD = 0.014; and click-active task as mean = 0.843 and SD = 0.015.

the participants obtained an average accuracy of 82.04% after fine-tuning in the polygon-random condition and 82.17% in the click-random condition. And the participants improved the accuracy to an average value of 83.08% in the polygon-active condition and 84.29% in the click-active condition. We argue that our proposed active learning method remarkably improves the efficiency of attention directing work.

7.3 Questionnaire

Figure 11 (a) illustrates if the tasks were difficult with the click and polygon-based approaches. The results showed that 62.5% participants agree ($n = 8$) or strongly agree ($n = 2$) that it is difficult when use the polygon-based approach for the attention annotation task, whereas 81.25% participants strongly disagree ($n = 7$) or disagree ($n = 6$) it is difficult when using the click-based approach for the same task. This means that using the click-based approach for the

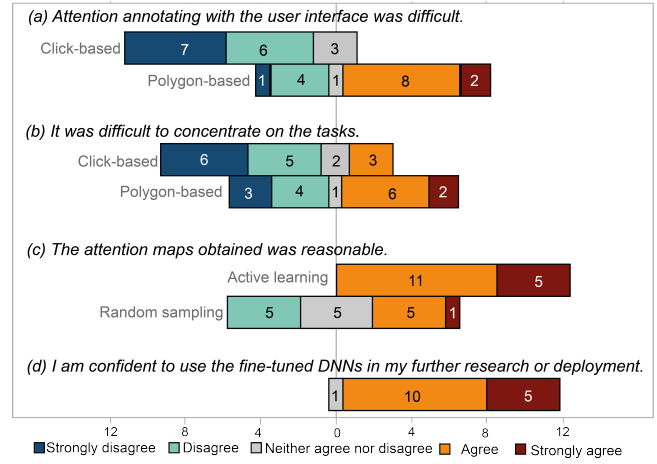


Figure 11: Results of user study questionnaire.

attention annotation task is more burden-free for the participants. For example, a participant commented that "click-based approach allow me to focus on the target rather than the background or the boundary", and another participant commented that "The simple click approach makes annotation easier and takes less time."

We believe that the use of active learning for attention annotation is more energy and concentration-intensive for users. If the user's attention cannot be maintained for a long period of time, the quality of the annotation may be reduced and the attention optimization of the network will be less effective. Figure 11 (b) shows whether users can maintain a high level of concentration for a long period of time when working with these two methods separately. 68.75% participants strongly disagree ($n = 6$) or disagree ($n = 5$) that they can maintain a high level of attention when using the click-based approach, while that was 43.75% ($n = 3$ and $n = 4$, respectively) with polygon-based approach. One of the participants commented that "With the click way I could concentrate on those images really need annotation, while the polygon one just ask me to select the boundaries of target objects in all the images. That is tiring."

After the participants finished all tasks, we showed them the results of the attention map visualization test of the fine-tuned network. In Figure 11 (c), we can see for the same task time, all of participants strongly agree ($n = 5$) or agree ($n = 11$) the results from the active learning were reasonable, while only 31.25% of the participants agree ($n = 5$) the results of the random sampling were reasonable. Despite the short duration of the experiment, the active learning approach yielded relatively better results within a shorter period of time because the random sampling yielded more valid data (which means an actually needed user annotation) needed for fine-tuning during the same amount of time.

As all of the participants have experience in machine learning or working on machine learning related research, we ask them to comment on the reliability of the fine-tuned network. As shown in Figure 11 (d), most ($n = 15$) of the participants agree that the result could be reliable for deployment or further application.

The questionnaire result shows that 75% of the participants ($n = 12$) preferred the click-based approach, whereas only 25% of the

participants ($n = 4$) chose the polygon-based approach. Of those participants who chose the click-based approach, most felt that the click-based approach made it easier to focus on selecting targets rather than on how to segment the target contours and that such an approach was more efficient, allowing more useful data to be obtained within a shorter period. Most of the participants who preferred the click-based approach indicated that *"It is easy to conduct the annotation task with a simple operation"*. By contrast, those who chose the polygon-based approach mainly thought that the polygon-based approach could select the contour of the target object more accurately and was more conducive to fine-tuning. A participant who preferred the polygon-based approach commented that *"I prefer the approach promises a higher fine-tuning accuracy."* and some of the participants who preferred the polygon-based approach argued that *"I think I will lose my concentration if I use simple clicks for a long-period work, It is a little boring"*.

8 LESSONS LEARNED

8.1 Attention-based Data Sampling Strategy

The data sampling strategy is critical for improving the effectiveness of active learning. Due to the following two points, our attention-based strategy shows better performance than other commonly used strategies. First, to direct the attention of the DNNs, the attention map obviously provides more information than the possibility of classification. Second, unlike in the usual tasks, diverse images are more informative. Annotating the images which have typical attention maps is more important for our task.

Moreover, our attention-based strategy brought an extra benefit. The annotation time per image is significantly decreased compared to the same user interface using the random strategy. By observing the participants and the feedback of participants, we found that users can make judgments and complete annotations faster and faster when using our strategy. It is because the images selected by our strategy have similar errors, due to they have similar attention distributions and texture features. By contrast, when using the random strategy, the users have to deal with various feature maps, which makes the user spend relatively more time on the decision-making.

8.1.1 Efficiency and generalization. One common comment from participants who preferred polygon-based approach is that *"Polygon approach is able to frame objects with complex shapes, which will undoubtedly get a higher accuracy with same amount of annotations."* Of course, the polygon-based annotations provide more exact shapes than click-based annotations. For the same number of annotated images, the network fine-tuned by exact attention shapes may yield better prediction results. However, the cost and time of annotation are usually limited in practice. Thus, due to the efficiency, we can use the click-based approach to get more annotations and a better fine-tuned network. In addition, the complicated polygon-based approach makes users easily mentally stressed and tedious. As the operation time increases, the quality of annotations is difficult to maintain. Furthermore, our click-based annotation can deal with more tasks, because it is not easy to draw outlines with polygons if the target shape is ambiguous and unclear.

8.1.2 Users are not oracles. Some participants commented that *"I could concentrate on what is need to annotation and ignore the unrelated items such as background, etc, while I have to struggle with the boundary of the target which makes me feel boring."*, and *"When I use the polygon-based annotation, I cannot feel I am providing my knowledge at all."* Users are people, not oracles [4]. The traditional polygon-based approach does not require the user to pay attention to the output or errors of the network, and the user does not even need to care about the attention map. Compared with the traditional polygon-based approach, our click-based approach is more like 'teaching' the machine naturally. This allows users to more closely participate in the annotation process and provide more valuable experience and knowledge to the network.

9 LIMITATION AND FUTURE WORK

Although we have dramatically reduced the workload, users tend to be inattentive and distracted when they cannot grasp the current work progress. Thus, it is necessary to add functions to our user interface to better inform users of the progress of the annotation and fine-tuning. To maintain the quality of annotations, more mechanisms can be added to our system to keep the users' attention when labeling thousands of images, such as regular rest and attention tests. In addition, although we provide the feature that allows users to cancel all operations and re-annotate them, users still commented that a redo feature that allows them to just undo the last operation is necessary.

Our methods of active learning and loss computation are designed under the hypothesis that the features learned by the network are divided into two components (correct and co-occurrence features). Even if the expected results are achieved, this is based on empiricism and insight, not theory.

In the future, we would like to further update the user interface and improve the system according to the feedback of the user study. Especially, we would like to explore more natural interaction techniques to embed more human knowledge into DNNs. We also believe that the proposed system can be extended and applied to other multi-modal data besides images.

10 CONCLUSION

In this paper, we proposed an efficient human-in-the-loop system to guide the attention of deep neural networks with a biased representation to focus on the region where classification decision evidence is located. We designed an easy-to-use user interface and a pointed active learning algorithm to significantly improve the performance and reduce the workload of the annotators. The results of the user study show the efficiency of our proposed system compared with the baseline method. We believe that our proposed system can promote the integration of interaction techniques and deep learning fields, and make DNNs more convenient to apply for practitioners.

REFERENCES

- [1] Sharat Agarwal, Himanshu Arora, Saket Anand, and Chetan Arora. 2020. Contextual diversity for active learning. In *European Conference on Computer Vision*. Springer, 137–153.
- [2] Umang Aggarwal, Adrian Popescu, and Céline Hudelot. 2020. Active learning for imbalanced datasets. In *Proceedings of the IEEE/CVF Winter Conference on Applications of Computer Vision*. 1428–1437.

- [3] Eirikur Agustsson, Jasper RR Uijlings, and Vittorio Ferrari. 2019. Interactive full image segmentation by considering all regions jointly. In *Proceedings of the IEEE/CVF Conference on Computer Vision and Pattern Recognition*. 11622–11631.
- [4] Saleema Amershi, Maya Cakmak, William Bradley Knox, and Todd Kulesza. 2014. Power to the people: The role of humans in interactive machine learning. *Ai Magazine* 35, 4 (2014), 105–120.
- [5] Hyojin Bahng, Sanghyuk Chun, Sangdoo Yun, Jaegul Choo, and Seong Joon Oh. 2020. Learning de-biased representations with biased representations. In *International Conference on Machine Learning*. PMLR, 528–539.
- [6] Rodrigo Benenson, Stefan Popov, and Vittorio Ferrari. 2019. Large-scale interactive object segmentation with human annotators. In *Proceedings of the IEEE/CVF Conference on Computer Vision and Pattern Recognition*. 11700–11709.
- [7] Chia-Hsing Chiu, Yuki Koyama, Yu-Chi Lai, Takeo Igarashi, and Yonghao Yue. 2020. Human-in-the-loop differential subspace search in high-dimensional latent space. *ACM Transactions on Graphics (TOG)* 39, 4 (2020), 85–1.
- [8] Arthur P Dempster, Nan M Laird, and Donald B Rubin. 1977. Maximum likelihood from incomplete data via the EM algorithm. *Journal of the Royal Statistical Society: Series B (Methodological)* 39, 1 (1977), 1–22.
- [9] Pedro F Felzenszwalb and Daniel P Huttenlocher. 2004. Efficient graph-based image segmentation. *International journal of computer vision* 59, 2 (2004), 167–181.
- [10] Andy Field and Graham Hole. 2002. *How to design and report experiments*. Sage.
- [11] H. Fukui, T. Hirakawa, T. Yamashita, and H. Fujiyoshi. 2018. Attention Branch Network: Learning of Attention Mechanism for Visual Explanation. *arXiv* (2018).
- [12] Miguel Grinberg. 2018. *Flask web development: developing web applications with python*. "O'Reilly Media, Inc."
- [13] Denis Gudovskiy, Alec Hodgkinson, Takuya Yamaguchi, and Sotaro Tsukizawa. 2020. Deep active learning for biased datasets via fisher kernel self-supervision. In *Proceedings of the IEEE/CVF Conference on Computer Vision and Pattern Recognition*. 9041–9049.
- [14] Riccardo Guidotti, Anna Monreale, Salvatore Ruggieri, Franco Turini, Fosca Giannotti, and Dino Pedreschi. 2018. A survey of methods for explaining black box models. *ACM computing surveys (CSUR)* 51, 5 (2018), 1–42.
- [15] Kaiming He, Xiangyu Zhang, Shaoqing Ren, and Jian Sun. 2016. Deep residual learning for image recognition. In *Proceedings of the IEEE conference on computer vision and pattern recognition*. 770–778.
- [16] Lisa Anne Hendricks, Kaylee Burns, Kate Saenko, Trevor Darrell, and Anna Rohrbach. 2018. Women Also Snowboard: Overcoming Bias in Captioning Models. In *European Conference on Computer Vision*. Springer, 793–811.
- [17] Sophie Hilgard, Nir Rosenfeld, Mahzarin R Banaji, Jack Cao, and David Parkes. 2021. Learning representations by humans, for humans. In *International Conference on Machine Learning*. PMLR, 4227–4238.
- [18] Aditya Khosla, Tinghui Zhou, Tomasz Malisiewicz, Alexei A Efros, and Antonio Torralba. 2012. Undoing the damage of dataset bias. In *European Conference on Computer Vision*. Springer, 158–171.
- [19] Byungju Kim, Hyunwoo Kim, Kyungs Kim, Sungjin Kim, and Junmo Kim. 2019. Learning not to learn: Training deep neural networks with biased data. In *Proceedings of the IEEE/CVF Conference on Computer Vision and Pattern Recognition*. 9012–9020.
- [20] Pang Wei Koh and Percy Liang. 2017. Understanding Black-box Predictions via Influence Functions. In *International Conference on Machine Learning*. 1885–1894.
- [21] Yuki Koyama, Issei Sato, and Masataka Goto. 2020. Sequential gallery for interactive visual design optimization. *ACM Transactions on Graphics (TOG)* 39, 4 (2020), 88–1.
- [22] Yuki Koyama, Issei Sato, Daisuke Sakamoto, and Takeo Igarashi. 2017. Sequential line search for efficient visual design optimization by crowds. *ACM Transactions on Graphics (TOG)* 36, 4 (2017), 1–11.
- [23] Alex Krizhevsky, Ilya Sutskever, and Geoffrey E Hinton. 2012. Imagenet classification with deep convolutional neural networks. In *Advances in neural information processing systems*. 1097–1105.
- [24] K. Li, Z. Wu, K. Peng, J. Ernst, and Y. Fu. 2018. Tell me where to look: Guided attention inference network. In *ICCV*.
- [25] Yi Li and Nuno Vasconcelos. 2019. Repair: Removing representation bias by dataset resampling. In *Proceedings of the IEEE/CVF Conference on Computer Vision and Pattern Recognition*. 9572–9581.
- [26] Tsung-Yi Lin, Michael Maire, Serge Belongie, Lubomir Bourdev, Ross Girshick, James Hays, Pietro Perona, Deva Ramanan, C. Lawrence Zitnick, and Piotr Dollár. 2015. Microsoft COCO: Common Objects in Context. *arXiv:1405.0312 [cs.CV]*
- [27] Shixia Liu, Xiting Wang, Mengchen Liu, and Jun Zhu. 2017. Towards better analysis of machine learning models: A visual analytics perspective. *Visual Informatics* 1, 1 (2017), 48–56. <https://doi.org/10.1016/j.visinf.2017.01.006>
- [28] Ziwei Liu, Ping Luo, Xiaogang Wang, and Xiaoou Tang. 2015. Deep Learning Face Attributes in the Wild. In *Proceedings of International Conference on Computer Vision (ICCV)*.
- [29] Zimo Liu, Jingya Wang, Shaogang Gong, Huchuan Lu, and Dacheng Tao. 2019. Deep reinforcement active learning for human-in-the-loop person re-identification. In *Proceedings of the IEEE/CVF International Conference on Computer Vision*. 6122–6131.
- [30] Wenjie Luo, Alex Schwing, and Raquel Urtasun. 2013. Latent Structured Active Learning. In *Advances in Neural Information Processing Systems*, C. J. C. Burges, L. Bottou, M. Welling, Z. Ghahramani, and K. Q. Weinberger (Eds.), Vol. 26. Curran Associates, Inc. <https://proceedings.neurips.cc/paper/2013/file/b6f0479ae87d244975439c6124592772-Paper.pdf>
- [31] Soumajit Majumder and Angela Yao. 2019. Content-aware multi-level guidance for interactive instance segmentation. In *Proceedings of the IEEE/CVF Conference on Computer Vision and Pattern Recognition*. 11602–11611.
- [32] Andrii Maksai and Pascal Fua. 2019. Eliminating exposure bias and metric mismatch in multiple object tracking. In *Proceedings of the IEEE/CVF Conference on Computer Vision and Pattern Recognition*. 4639–4648.
- [33] Swati Mishra and Jeffrey M Rzeszutowski. 2021. Designing Interactive Transfer Learning Tools for ML Non-Experts. In *Proceedings of the 2021 CHI Conference on Human Factors in Computing Systems*. 1–15.
- [34] Kevin P Murphy. 2012. *Machine learning: a probabilistic perspective*. MIT press.
- [35] Tomoyasu Nakano, Yuki Koyama, Masahiro Hamasaki, and Masataka Goto. 2020. Interactive deep singing-voice separation based on human-in-the-loop adaptation. In *Proceedings of the 25th International Conference on Intelligent User Interfaces*. 78–82.
- [36] Adam Paszke, Sam Gross, Francisco Massa, Adam Lerer, James Bradbury, Gregory Chanan, Trevor Killeen, Zeming Lin, Natalia Gimelshein, Luca Antiga, Alban Desmaison, Andreas Kopf, Edward Yang, Zachary DeVito, Martin Raison, Alykhan Tejani, Sasank Chilamkurthy, Benoit Steiner, Lu Fang, Junjie Bai, and Soumith Chintala. 2019. PyTorch: An Imperative Style, High-Performance Deep Learning Library. In *Advances in Neural Information Processing Systems* 32, H. Wallach, H. Larochelle, A. Beygelzimer, F. d'Alché-Buc, E. Fox, and R. Garnett (Eds.). Curran Associates, Inc., 8024–8035. <http://papers.nips.cc/paper/9015-pytorch-an-imperative-style-high-performance-deep-learning-library.pdf>
- [37] Ramprasaath R Selvaraju, Michael Cogswell, Abhishek Das, Ramakrishna Vedantam, Devi Parikh, Dhruv Batra, et al. 2017. Grad-CAM: Visual Explanations from Deep Networks via Gradient-Based Localization.. In *ICCV*. 618–626.
- [38] Ozan Sener and Silvio Savarese. 2017. Active learning for convolutional neural networks: A core-set approach. *arXiv preprint arXiv:1708.00489* (2017).
- [39] Ozan Sener and Silvio Savarese. 2018. Active Learning for Convolutional Neural Networks: A Core-Set Approach. In *International Conference on Learning Representations*. <https://openreview.net/forum?id=H1aluk-RW>
- [40] Burr Settles. 2009. Active learning literature survey. (2009).
- [41] Burr Settles and Mark Craven. 2008. An Analysis of Active Learning Strategies for Sequence Labeling Tasks. In *Proceedings of the Conference on Empirical Methods in Natural Language Processing (Honolulu, Hawaii) (EMNLP '08)*. Association for Computational Linguistics, USA, 1070–1079.
- [42] Haifeng Shen, Kewen Liao, Zhibin Liao, Job Doornberg, Maoying Qiao, Anton Van Den Hengel, and Johan W Verjans. 2021. Human-AI Interactive and Continuous Sensemaking: A Case Study of Image Classification using Scribble Attention Maps. In *Extended Abstracts of the 2021 CHI Conference on Human Factors in Computing Systems*. 1–8.
- [43] Evan Shimizu, Matthew Fisher, Sylvain Paris, James McCann, and Kayvon Fatahalian. 2020. Design Adjectives: A Framework for Interactive Model-Driven Exploration of Parameterized Design Spaces. In *Proceedings of the 33rd Annual ACM Symposium on User Interface Software and Technology*. 261–278.
- [44] Yawar Siddiqui, Julien Valentin, and Matthias Nießner. 2020. Viewal: Active learning with viewpoint entropy for semantic segmentation. In *Proceedings of the IEEE/CVF Conference on Computer Vision and Pattern Recognition*. 9433–9443.
- [45] Andrew Silva and Matthew Gombolay. 2021. Encoding Human Domain Knowledge to Warm Start Reinforcement Learning. In *Proceedings of the AAAI Conference on Artificial Intelligence*, Vol. 35. 5042–5050.
- [46] Karen Simonyan, Andrea Vedaldi, and Andrew Zisserman. 2013. Deep Inside Convolutional Networks: Visualising Image Classification Models and Saliency Maps. *CoRR abs/1312.6034* (2013).
- [47] Samarth Sinha, Sayna Ebrahimi, and Trevor Darrell. 2019. Variational adversarial active learning. In *Proceedings of the IEEE/CVF International Conference on Computer Vision*. 5972–5981.
- [48] J Springenberg, Alexey Dosovitskiy, Thomas Brox, and M Riedmiller. 2015. Striving for Simplicity: The All Convolutional Net. In *ICLR (workshop track)*.
- [49] Pierre Stock and Moustapha Cisse. 2018. ConvNets and ImageNet Beyond Accuracy: Understanding Mistakes and Uncovering Biases. In *Proceedings of the European Conference on Computer Vision (ECCV)*. 498–512.
- [50] Maoqing Tian, Shuai Yi, Hongsheng Li, Shihua Li, Xuesen Zhang, Jianping Shi, Junjie Yan, and Xiaogang Wang. 2018. Eliminating Background-Bias for Robust Person Re-Identification. In *Proceedings of the IEEE Conference on Computer Vision and Pattern Recognition*. 5794–5803.
- [51] Tatiana Tommasi and Tinne Tuytelaars. 2014. A testbed for cross-dataset analysis. In *European Conference on Computer Vision*. Springer, 18–31.
- [52] Antonio Torralba and Alexei A Efros. 2011. Unbiased look at dataset bias. In *Computer Vision and Pattern Recognition (CVPR), 2011 IEEE Conference on*. IEEE, 1521–1528.
- [53] Dakuo Wang, Josh Andres, Justin D Weisz, Erick Oduor, and Casey Dugan. 2021. AutoDS: Towards Human-Centered Automation of Data Science. In *Proceedings*

- of the 2021 CHI Conference on Human Factors in Computing Systems. 1–12.
- [54] Dan Wang and Yi Shang. 2014. A new active labeling method for deep learning. In *2014 International Joint Conference on Neural Networks (IJCNN)*. 112–119. <https://doi.org/10.1109/IJCNN.2014.6889457>
 - [55] Yongqin Xian, Christoph H. Lampert, Bernt Schiele, and Zeynep Akata. 2019. Zero-Shot Learning—A Comprehensive Evaluation of the Good, the Bad and the Ugly. *IEEE Transactions on Pattern Analysis and Machine Intelligence* 41, 9 (2019), 2251–2265. <https://doi.org/10.1109/TPAMI.2018.2857768>
 - [56] Xi Yang, Bojian Wu, Issei Sato, and Takeo Igarashi. 2019. Directing DNNs Attention for Facial Attribution Classification using Gradient-weighted Class Activation Mapping.. In *CVPR Workshops*. 103–106.
 - [57] Donggeun Yoo and In So Kweon. 2019. Learning loss for active learning. In *Proceedings of the IEEE/CVF Conference on Computer Vision and Pattern Recognition*. 93–102.
 - [58] Jason Yosinski, Jeff Clune, Anh Mai Nguyen, Thomas J. Fuchs, and Hod Lipson. 2015. Understanding Neural Networks Through Deep Visualization. *CoRR* abs/1506.06579 (2015). [arXiv:1506.06579](http://arxiv.org/abs/1506.06579) <http://arxiv.org/abs/1506.06579>
 - [59] E You. 2020. Vuejs framework.
 - [60] Tianning Yuan, Fang Wan, Mengying Fu, Jianzhuang Liu, Songcen Xu, Xiangyang Ji, and Qixiang Ye. 2021. Multiple instance active learning for object detection. In *Proceedings of the IEEE/CVF Conference on Computer Vision and Pattern Recognition*. 5330–5339.
 - [61] Matthew D Zeiler and Rob Fergus. 2014. Visualizing and understanding convolutional networks. In *European conference on computer vision*. Springer, 818–833.
 - [62] Beichen Zhang, Liang Li, Shijie Yang, Shuhui Wang, Zheng-Jun Zha, and Qingming Huang. 2020. State-relabeling adversarial active learning. In *Proceedings of the IEEE/CVF Conference on Computer Vision and Pattern Recognition*. 8756–8765.
 - [63] Quanshi Zhang, Wenguan Wang, and Song-Chun Zhu. 2018. Examining CNN representations with respect to Dataset Bias. *CoRR* abs/1710.10577 (2018).
 - [64] Quan-shi Zhang and Song-Chun Zhu. 2018. Visual interpretability for deep learning: a survey. *Frontiers of Information Technology & Electronic Engineering* 19, 1 (2018), 27–39.
 - [65] Bo Zhao, Yanwei Fu, Rui Liang, Jiahong Wu, Yonggang Wang, and Yizhou Wang. 2019. A large-scale attribute dataset for zero-shot learning. In *Proceedings of the IEEE/CVF Conference on Computer Vision and Pattern Recognition Workshops*. 0–0.
 - [66] Bolei Zhou, Aditya Khosla, Agata Lapedriza, Aude Oliva, and Antonio Torralba. 2016. Learning deep features for discriminative localization. In *Proceedings of the IEEE Conference on Computer Vision and Pattern Recognition*. 2921–2929.