

# A Matrix Decomposition Model Based on Feature Factors in Movie Recommendation System

1<sup>st</sup> Dan Liu

*Department of Mathematics and Applied Mathematics  
University of Electronic Science and Technology of China  
email: 2867135435@qq.com*

2<sup>nd</sup> Houbiao Li

*school of mathematical science  
University of Electronic Science and Technology of China  
email: lihoubiao0189@163.com*

**Abstract**—Matrix Factorization (MF) is one of the most successful Collaborative Filtering (CF) techniques used in recommender systems due to its effectiveness and ability to deal with very large user-item rating matrix. Among them, matrix decomposition method mainly uses the interactions records between users and items to predict ratings. Based on the characteristic attributes of items and users, this paper proposes a UISVD++ model that fuses the type attributes of movies and the age attributes of users into MF framework. Project and user representations in MF are enriched by projecting each user's age attribute and each movie's type attribute into the same potential factor space as users and items. Finally, the MovieLens-100K and MovieLens-1M datasets were used to compare with the traditional SVD++ and other models. The results show that the proposed model can achieve the best recommendation performance and better predict user ratings under all backgrounds.

**Index Terms**—Movies recommendation, Collaborative filtering, matrix factorization, feature factor cold start, data sparsity

## I. INTRODUCTION

At present, users are more and more involved in the production of data, which makes data and information explode at an exponential speed, leading to the problem of information overload. The current research in information processing is mainly reflected in two aspects: information filtering and personalization. Massive information and personalized demand promote the emergence and development of recommendation system.

Collaborative filtering (CF) is based on the historical interaction data between users and items, learning users' preference patterns for items, and then automatically identifying the items that users may be interested in from a large number of items that users have not yet interacted with, forming personalized project recommendations. Therefore, collaborative filtering utilizes the "wisdom of crowds" [1] to generate the user's recommendation list. This recommendation strategy is intuitive and easy to implement, and is suitable for various fields, such as books and movies. In recent years, there have been many algorithmic debates, which have been widely used [2]–[5]. However, it remains a challenge to deal with the increasingly sparse user project scoring matrix and the cold start problem, which occurs when a user or project is newly added to a system with a small number of ratings [6].

In order to solve these problems, researchers pay extensive attention to efficient feature extraction methods and auxiliary information, and propose various hybrid CF methods

combining CF methods with various additional information sources. Among different CF methods, matrix factorization (MF) has become the most original and popular CF algorithm with its expansibility and flexibility [7]. The traditional matrix decomposition model is considered to use edge information to improve the recommendation accuracy [8], [9]. However, due to the limited learning ability and sparsity of side information, these methods are difficult to capture the complex relationship between users and items, and it is difficult to learn effective potential factors from side information. Therefore, client information (comment information, etc.) and item-side information that is easier to obtain than client information are widely used to integrate into MF framework [10], [12].

In recent years, the side information has been applied to recommendation systems, which has been demonstrated great success across a wide range of recommendation tasks. Based on these methods, this paper proposes a new model – UISVD++, which learns potential factors from attributes of users and items, projects the available attributes in each feature into the same potential factor space as users and items, and finally integrates into MF framework. This paper uses two real\_world datasets to conduct performance comparison experiments [13]. The main contributions of this paper are summarized as follows:

1) We analyze the current methods to solve the problem of data sparsity, and propose a hybrid collaborative filtering model that integrates user and item characteristics into MF technology. The model can extract the underlying factors from the user-item ratings matrix and capture the implicit relationship between the user and item.

2) We conduct comprehensive experiments on two real\_world datasets, which show that UISVD++ model is superior to other baseline methods in rating prediction, and can efficiently improve the recommendation accuracy and address the problem of data sparsity.

The rest of this paper is organized as follows. Section II describes MF technology and relevant related work which incorporates additional information into recommendations and deep learning methods. Section III introduces the preliminary knowledge utilized in this work. Section IV illustrates the proposed model architecture in detail. In section IV, we give out the experiment results with analysis. Finally, our conclusions and suggestions for future research directions are

summarized in Section VI.

## II. RELATED WORK

CF is basically based on evaluating and leveraging the relationships and interactions between a large number of users and items to make recommendations to other users or items, effectively identifying the preferred items of a particular user. However, the performance of the CF approach in the case of data sparsity and cold start is often challenged. In this case, many researchers suggest using user and item-related information, also known as auxiliary information, to improve recommendation performance [4], [5]. For example, auxiliary information that can be extracted through social networks [14], [15] or user reviews [10], [11] has been successfully incorporated into CF and has been proven to help improve recommendation performance. In recent years, with the success of deep learning technology in related fields, as an effective feature extraction tool, it has been used to learn effective potential representation in recommendation systems [16]. However, recent research results indicate that models based on deep learning are not as powerful as expected, and the calculation is also very complex [17], [18]. Matrix factorization (MF) remains one of the most popular CF methods, allowing integration of additional information [5].

MF forecasts and completes recommendations by projecting users and items into the potential factor space, then calculates their inner product [19]. Simon Funk only considered the existing scoring records and proposed a model (FunkSVD) in [20], which learned user feature matrix  $P$  and item feature matrix  $Q$  from user-item scoring information and predicted user's rating of items through reconstructed low-dimensional matrix. Following the Netflix Prize competition, the SVD concept quickly became the core of many other published models, such as SVD++ [21], PMF [22], which still serve as the reference baseline for current MF-based recommendation studies and hybrid models that utilize ancillary user/item related information, further improvements have been achieved [14].

Zheng et al. [23] designed a new dual similarity regularization method in the method of combining the characteristic attributes of items, and imposed constraints on users and items with high similarity and low similarity. In order to incorporate item attribute information into the matrix decomposition model, [24] adopted coupling object similarity to capture the relationship between items, and proposed a matrix decomposition method based on attribute coupling. As regularization term of item relationship to constrain matrix decomposition, item attribute information can also be mined and incorporated into MF model [25]. Or FeatureMF [26] integrates project features into a single-step process model within the MF framework to improve recommendation performance. As deep learning technology is widely applied in recommendation systems, researchers use deep learning to extract complex features from side information to alleviate the problem of data sparsity [27]. Kim et al. [28] introduced a convolution matrix

factorization method, which combined convolution neural network (CNN) and probability matrix factorization (PMF), and used side information to improve rating prediction accuracy. Strub and Mary [29] proposed a cooperative filtering neural network model (CFN), which effectively alleviates the cold start problem, by using a superimposed denoising autoencoder to learn more robust features and integrate side information. Zhang et al. [30] introduced a new hybrid model to overcome the problem of data sparsity by extending the compressed autoencoder paradigm to the matrix decomposition framework.

Through the analysis of the existing recommendation technology, we find that using side information can effectively improve the accuracy of the recommendation model. Therefore, this paper proposes a new recommendation architecture model, which integrates user and item characteristic attributes into SVD++. In the implementation, we extract features from the dataset and project the available attributes in each feature into the same potential factor space as users and items into the matrix decomposition model.

## III. PRELIMINARY KNOWLEDGE

In this section, we will introduce the preliminary knowledge related to the proposed eigenfactor matrix decomposition model. We will start with the notation used in the rest of this article, and then briefly introduce MF.

### A. Notations and Nomenclature

When project potential information can be used, potential information for project  $i$  can be used with a set of project features  $F = \{F_1, F_2, \dots, F_{N_i}\}$ , where  $N_i$  is the number of features. These features are derived from the content information of the item  $i$ . For example, a film project can be represented by similar characteristics such as director, actor and genre. Furthermore, each feature contains a classification value, called in this paper as attributes such as Adventure, Comedy of type features. In this paper, the MovieLens-100K and MovieLens-1M dataset collect the type features  $F_t$ . For the feature  $F_t$ , the attribute set belonging to the item  $i \in I$  is marked as  $F_t(i)$ . Table I demonstrates a structured representation of movie instances using content information.

TABLE I: Characters of the movies

Item		
Director	Actor	Type
Bille August	Sandra Staggs	Adventure
Chris Wedge	Jelena Nik	Comedy
Coppola	Roy Abramsohn	Romance

In some cases, the potential user information is available, and the potential information of user  $u (u \in U)$  can also be used with a set of project features  $E = \{E_1, E_2, \dots, E_{N_a}\}$ , where  $N_a$  is the number of features. These features are extracted from the content information of the user  $n$ . For example, a user project can have occupation, gender, age, but it is not the project characteristics. In this paper, the movielens dataset collects the user characteristics including gender and age. In order to better use such features, this article adds a

collection of attributes for age features. Table II demonstrates the structured representation of the user’s attributes. The other notations in this paper are shown in Table III.

TABLE II: Characters of the users

User		
Gender	Occupation	Age
Female	Educator	22
Male	Writer	34
Female	Actor	54

TABLE III: Nomenclature

Symbol	Definition and/or Description
$U$	The set of users $U = \{u_1, u_2, \dots, u_m\}$
$I$	The set of items
$r_{ui}$	True rating of item $i$ by user $u$
$\tilde{r}_{ui}$	Predicted rating of item $i$ by user $u$
$m$	Total number of users.
$n$	Total number of items.
$d$	Number of latent factors.
$p_u/q_i$	Latent factor for user $i$ / item $u$
$b_u/b_i$	Bias for user $i$ / item $u$
$\mu$	Global average ratings.
$\lambda$	Regularization parameter
$F_a$	Set of feature for the user’s age .
$F_t$	Set of feature for the movie’s type.
$ F_a $	Number of attribute of feature $F_a$
$ F_t $	Number of attribute of feature $F_t$
$y_a$	$d -$ dimensional vector representing attribute of feature $F_a$
$y_t$	$d -$ dimensional vector representing attribute of feature $F_t$

### B. Matrix Factorization

In matrix decomposition, the classical recommendation scenario contains a set of  $m$  users  $U = \{u_1, u_2, \dots, u_m\}$ , a set of  $n$  items  $I = \{i_1, i_2, \dots, i_n\}$  and their interactions represented by a rating matrix  $R (R \in \mathbb{R}_{m \times n})$ . Generally,  $R$  is sparse, since the observed number of user-item interactions is much smaller than  $m \times n$ . The predicted rating  $\tilde{r}_{ui}$  of item  $i$  by user  $u$  is computed as

$$\tilde{r}_{ui} = p_u^T * q_i. \quad (1)$$

To make the inner product of the low-rank  $p_u$  and  $q_i$  approximate the original score  $r_{ui}$  as much as possible, the squared error loss function needs to be minimized. To improve the prediction accuracy, a regular term is introduced in the loss function to avoid the overfitting problem, and a generalized  $L_2$  is adopted. As shown in the following formula

$$O_{Funkt_SVD} = \sum_{u,i} (r_{ui} - \tilde{r}_{ui})^2 + \lambda (\|p_u\|^2 + \|q_i\|^2), \quad (2)$$

where  $\|\cdot\|$  is the Frobenius norm [31]. It can be seen that the LFM model connects users to items through hidden factors. In fact, both users and items have their own fixed attributes. Considering this factor, Bias\_SVD adds the deviation between the user’s deviation and the item, so the prediction rating function becomes the following formula

$$\tilde{r}_{ui} = \mu + b_u + b_i + p_u^T q_i, \quad (3)$$

Where  $\mu$  is the global average rating,  $b_u$  and  $b_i$  indicate the user and item bias. The initial value of  $b_u$  and  $b_i$  can be set to a zero vector in the optimization, The SVD++ model considers the user implicit feedback, introducing implicit feedback and user attributes in Bias\_SVD Interest. That is, add user preferences on the  $p_u$ . Suppose that the sets of objects in the scoring matrix also have a hidden factor vector, which is the same dimension of the hidden factor vector in the object. Add up the hidden factor vector of items that the user has scored to express the user’s preferences. The prediction scoring function is

$$\tilde{r}_{ui} = \mu + b_u + b_i + q_i^T \left( p_u + |N(u)|^{-\frac{1}{2}} \sum_{j \in N(u)} y_j \right). \quad (4)$$

## IV. PROPOSE MODEL

In this section, we will describes our proposed matrix decomposition model based on the fusion of project and user characteristics.

### A. Our recommended model

UI\_SVD++ is the assumption that when predicting the score of the user  $u$  and the item  $i$ , it depends not only on  $u$  and  $i$ , but also on the feature properties of the user  $u$  and the feature attributes of the item  $i$ . To fit this hypothesis, we propose to project attributes of users and items features into the same latent factor space as the one for users and items, so as to incorporate attribute representations of users and items into the MF framework. In this paper, let  $y_u \{y_u | y_u \in \mathbb{R}_{|F_a| \times d}\}$  be the set of user’s age features which used for movie recommendations, where  $y_a$  represents a vector representation for the age attribute of the user  $u$ ,  $|F_a|$  is the number of attributes that represent a type feature. Due to the long age of users, the age of users is divided into 7 attributes. Every attribute of age can have a latent factor vector is represented in the same latent factor space as the user factor. Table IV illustrates latent factor vectors of users.

TABLE IV: Latent factor vectors of users for UISVD++.

user	age	vector
u1	17	1100000
u2	24	1110000
u3	9	1000000
u4	56	1111110
...	...	...

let  $y_i \{y_i | y_i \in \mathbb{R}_{|F_t| \times d}\}$  be the set of movie genre features in a movie recommendation, where  $y_b$  is the vector table representing for the type attribute of item  $i$ ,  $F_t$  is the number of attributes that represent a type feature. As shown in Figure 1, for user  $u$ , UI\_SVD++ is composed of two parts: 1. the user-specific latent factors  $p_u$ , 2. sum of the attributes in each of the features that user  $u$  possesses  $|F_a|^{-1} \sum_{a \in F_a} y_a$ . Similarly, UI\_SVD++ for item  $i$  is also composed of two parts: 1. the item-specific latent factors  $q_i$ , 2. sum of the attributes in each of the features that item  $i$  possesses  $|F_t|^{-1} \sum_{t \in F_t} y_t$ .

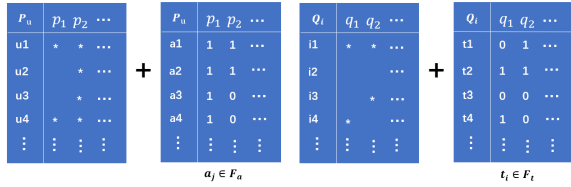


Fig. 1: An illustration of user and item representation for UISVD++.

Therefore, the processing process of our model can be described as

$$\tilde{r}_{ui} = \mu + b_u + b_i + (p_u + p_a)^T (q_i + q_t), \quad (5)$$

where  $p_a$  represents the age profile of the user  $p_a = |F_a|^{-1} \sum_{a \in F_a} y_a$ .  $q_t = |F_t|^{-1} \sum_{t \in F_t} y_t$  is the type features of item.  $\mu$  is the global average rating, while  $b_u$  and  $b_i$  indicate the user and item bias.

Obviously, even in the case of cold start, when a user only sends out a small number of ratings, UISVD++ is able to calculate ratings predictions based solely on the user's age, alleviating the cold start user problem. Similarly, the type of project can also be used to predict relevant ratings and alleviate the problem of cold start of items.

Although the model introduced feature representations that extracted good users and items, the performance of the algorithm was still poor and could not produce satisfactory recommendation accuracy. To solve these problems, we combine this model with SVD++ model and propose a new matrix decomposition recommendation algorithm, which also takes implicit feedback information into account to alleviate the problem of over-sparse data. Therefore, UISVD++ integrates the user age feature vector and project type feature, and can predict the user's rating formula for the project as follows

$$\tilde{r}_{ui} = \mu + b_u + b_i + (p_u + \alpha p_a + \beta p_j)^T (q_i + q_t), \quad (6)$$

where  $p_j = |N(u)|^{-\frac{1}{2}} \sum_{j \in N(u)} y_j$  is the implicit behavior of a user towards an item.

### B. Optimization of Model

Our model trains model parameters by minimizing regularization squared error loss, and the loss function is

$$Loss = \sum_{(u,i) \in K} (r_{ui} - \tilde{r}_{ui})^2 + \lambda \cdot Z, \quad (7)$$

where  $\lambda$  is the learning rate, and  $Z$  represents the regularization term used to prevent over-fitting and gradient explosion problems.  $Z$  is expressed as

$$Z = \|p_u\|^2 + \|q_i\|^2 + b_u^2 + b_i^2 + \sum_{a \in F_a} \|y_a\|^2 + \sum_{j \in N_u} \|y_j\|^2 + \sum_{t \in F_t} \|y_t\|^2, \quad (8)$$

where,  $\|\cdot\|$  is the Frobenius norm [31].

For the optimization of the model, since the optimization problem in the above equation is doubly convex, stochastic gradient descent (SGD) is used to search for the local

minimum. For a given instance in the training data set, the parameters in the opposite direction of the gradient are updated, and all observation ratings under the loop are iterated. The pseudo-code of learning UISVD++ model is shown in Algorithm 1.

---

### Algorithm 1 Learning the UISVD++ Model

---

**Input:**  $R, \lambda, \alpha, \beta, \gamma$ (learning rate),  $d, step \leftarrow 0$ .

**Output:** rating predictions:  $\tilde{r}_{ui}$ .

---

- 1: Initialize the low-rank matrices for users( $p$ ), items( $q$ ) and feature( $y_u$ ), the bias vectors for users ( $b_u$ ) and items ( $b_i$ );
  - 2: **while**  $step < n\_step$  **do**
  - 3:   **while**  $(u, i) \in K$  **do**
  - 4:      $\tilde{r}_{ui} \leftarrow \mu + b_u + b_i + (p_u + p_a + p_j)^T (q_i + q_t)$
  - 5:      $e_{ui} \leftarrow r_{ui} - \tilde{r}_{ui}$
  - 6:      $b_u \leftarrow b_u - \gamma (e_{ui} + \lambda b_u)$
  - 7:      $b_i \leftarrow b_i - \gamma (e_{ui} + \lambda b_i)$
  - 8:      $p_u \leftarrow p_u - \gamma (e_{ui} (q_i + q_t) + \lambda p_u)$
  - 9:      $q_i \leftarrow q_i - \gamma (e_{ui} (p_u + p_a + p_j) + \lambda q_i)$
  - 10:     **for**  $a \in F_a$  **do**
  - 11:        $y_a \leftarrow y_a - \gamma (e_{ui} \alpha |F_a|^{-1} (q_i + q_t) + \lambda y_a)$
  - 12:     **end for**
  - 13:     **for**  $j \in N(u)$  **do**
  - 14:        $y_j \leftarrow y_j - \gamma (e_{ui} \beta |N(u)|^{-\frac{1}{2}} (q_i + q_t) + \lambda y_j)$
  - 15:     **end for**
  - 16:     **for**  $b \in F_t$  **do**
  - 17:        $p = p_u + \alpha p_a + \beta p_j$
  - 18:        $y_t \leftarrow y_t - \gamma (e_{ui} |F_t|^{-1} p + \lambda y_t)$
  - 19:     **end for**
  - 20:   **end while**
  - 21:    $step \leftarrow step + 1$
  - 22: **end while**
- 

## V. THE EXPERIMENT

In this section, we report on comparative performance tests through experiments we conducted using two benchmark datasets.

### A. Experimental setup

#### 1) Dataset

The data sets we used were Movielens-100K and Moivelens-1M [13]. The Movielens-100K<sup>1</sup> dataset contains 100k ratings, 943 users, and 1,682 movies. The Moivelens-1M<sup>2</sup> dataset contains 6,040 users and 1,000,000 ratings for 3,706 movies. Each rating is a number between 1(worst) and 5(best), and all data sets are very sparse. Detailed statistics of the selected dataset are shown in Table V.

TABLE V: Datasets statistics.

Datasets	Users	Items	Ratings	Sparsity
ml-100k	943	1682	60089	93.72%
ml-1m	6040	3706	1000209	95.53%

<sup>1</sup><https://grouplens.org/datasets/movielens/100k/>

<sup>2</sup><https://grouplens.org/datasets/movielens/1m/>

## 2) Evaluation Measures

Two popular error-based metrics were used in the evaluation –the mean absolute error (MAE) and the root mean square error (RMSE), [32], [33], which are defined in (9) and (10), respectively

$$MAE = \frac{1}{|N|} \sum_{(u,i) \in Z} |r_{ui} - \tilde{r}_{ui}| \quad (9)$$

$$RMSE = \sqrt{\frac{1}{|N|} \sum_{(u,i) \in Z} (r_{ui} - \tilde{r}_{ui})^2}, \quad (10)$$

where  $N$  is the set of observed scores in the test set. The smaller the RMSE, the stronger the predictive power of the model [34].

## B. Baselines

In order to verify the influence of the feature factor on the matrix decomposition, we compare the matrix factorization model of characterization factors with traditional matrix factorization techniques. These models are:

- Bias\_SVD [5]: a classical matrix decomposition model which considers both user bias and regularization to prevent overfitting.
- FM [35]: The traditional factorization machines model that utilizes the first and second order interaction between features for regression and classification problems.
- PMF [22]: a algorithm assumes that feature matrix of user and item obeys Gaussian distribution by maximum posterior probability and maximum likelihood estimate.
- SVD++ [21]: SVD++ is a combined model that fuses the advantages of both neighborhood and latent factor approaches in the latent space.
- FeatureMF [26]: a matrix decomposition model that projects each available attribute data in each item feature into the same potential factor space as the user and item.
- ConvMF [28]: a novel context-aware hybrid recommendation model, which employs CNN to extract feature from dataset and integrates it into PMF.
- DHA-RS [36]: a hybrid deep learning framework, which incorporates stacked auto-encoder with neural collaborative filtering and utilize auxiliary information to predict user preferences.

Among them, Bias\_SVD, PMF and SVD++ are traditional matrix decomposition models, which are obtained by using the surprise library. The FM, featureMF and ConvMF are matrix decomposition models using features. The ConvMF is the state-of-the-art hybrid recommendation model by fusing PMF and CNN. The DHA-RS combines stacked auto-encoder with neural collaborative filtering.

To verify the validity of each part of UISVD++, we design an ablation experiment and plan to compare UISVD++ with the following three algorithms:

- SVD++ [21]: a combinatorial model that combines the advantages of neighborhood and potential factor approaches in potential spaces.

- USVD++: this model integrates only user characteristics and SVD++.
- ISVD++: this model integrates only movie type characteristics and SVD++.

## C. Model Performance

The model presented in this article is run on Python, and part of the experiment uses the Surprise library in Python, a popular Python library that runs recommendation systems. In order to study the influence of hyperparameters on the model, we used the random subsampling validation method on ml-100k and ml-1m data sets [13], randomly divided the data into validation sets and test sets for several experiments, and reported the average of test results.

### 1) Parameter experiment

The dataset was randomly divided into the training set (80%) and the test set (20%). Use the 50% discount cross-verification issue. In our experiment, the parameters focus on the user, movie feature dimension  $k$ , and regularization coefficients. So, we set the initial value of the learning rate  $\lambda$  to 0.01 and the number of iterations to  $n\_epoch = 20$ .

**Regularization coefficient:** We set the number of potential factors to 10 and adjust the value of the regularization coefficient to the set  $\{10^{-4}, 10^{-3}, 10^{-2}, 10^{-1}, 1^0, 10^1\}$ . One value in, as found by Figure 2, When  $\lambda = 10^{-1}$ , the UISVD++ can perform well on datasets ml-100k and ml-1m.

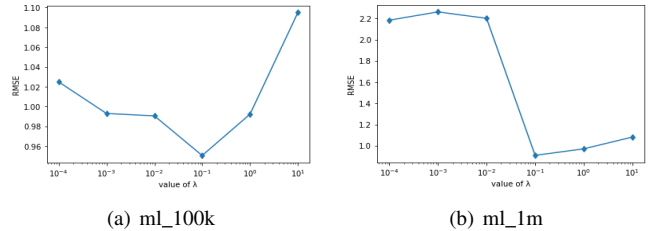


Fig. 2: RMSE performance of UISVD++ as a function of the regularization parameter  $\lambda$  for the (a) ml-100k and (b) ml-1m datasets with the number of latent factors set to 25.

**Number of latent factors:** As shown in figure 3, different numbers of potential factors have different impacts on the performance of the model. When the number of potential factors is 25 and the effect of UISVD++ is the best when applied to the ml-100k datasets. The effect is best when UISVD++ is applied on ml-1m datasets and the number of potential factors is 20.

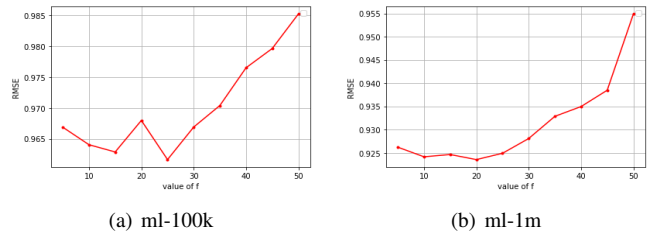


Fig. 3: Impact of number of latent factors on the RMSE performance of UISVD++ in the two datasets.

TABLE VI: Comparative evaluation of the performance of UISVD++ against eight other well-known models. Comparisons are on the (a) ml-100k and (b) ml-1m datasets over four 'training: test' ratio scenarios each, indicated by the percentage 'Training' parameter.

Method	90%		80%		50%	
	ml-100k	ml-1m	ml-100k	ml-1m	ml-100k	ml-1m
Bias_SVD	0.9331	0.8658	0.9435	0.8729	0.9558	0.9039
PMF	0.9267	0.8934	0.9343	0.9056	0.9498	0.9185
SVD++	0.9112	0.8556	0.9219	0.8611	0.9380	0.8861
FM	0.9091	0.8561	0.9187	0.9061	0.9350	0.8801
FeatureMF	0.9194	0.8576	0.9344	0.8616	0.9473	0.8866
ConvMF	0.9143	0.8567	0.9167	0.8659	0.9225	0.9012
DHA-RS	0.9132	0.8521	0.9217	0.8526	0.9270	0.8807
<b>UISVD++</b>	<b>0.8989</b>	<b>0.8501</b>	<b>0.9071</b>	<b>0.8514</b>	<b>0.9274</b>	<b>0.8788</b>

**Performance convergence:** When the number of potential factors is set to 25 and the regularization coefficient is set to 0.1, the convergence of ml-100k is shown in Figure 5 (a). It can be found that optimal performance is achieved when the number of iterations reaches 55. When the number of potential factors is set to 20 and the regularization coefficient is set to 0.1, the convergence of ml-1m is shown in Figure 5 (b). It can be found that when the number of iterations reaches the number 50, the best performance can be achieved.

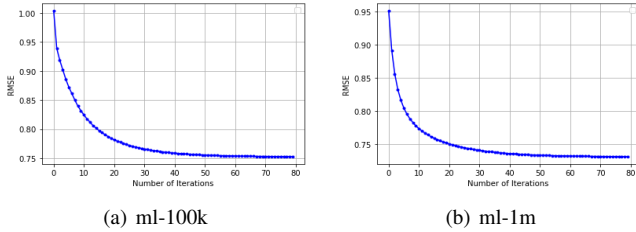


Fig. 5: UISVD++'s performance convergence as a function of the number of iterations for the (a) ml-100k and (b) ml-1m datasets with the number of latent factors set to 20.

#### D. Experimental Results and Analysis

In our experiments, we tried to train two data sets with 90%, 80% and 50% data. For each data split rate, we randomly split the data set 5 times and averaged the results for the final performance. Compared with our UISVD++ model, the results of all 8 models are shown in Table VI, including the accuracy of UISVD++ on RMSE indexes. Table VII shows the ablation experiment results, we compare SVD++, USVD++, ISVD++ and UISVD++ on ml-100k and ml-1m dataset with RMSE and MAE metric.

Key observations which may be noted from these results include:

- 1) Table VI shows measuring the performance of all the adopted models in RMSE. Analyzing the result, we can find that the performance of our UISVD++ algorithm is better than other seven models, and our UISVD++ model has lower RMSE and MAE on ml-1m and ml-100k datasets. In detail, on above two datasets (when the proportion of training dataset is 80%), the RMSR metric of our UISVD++ has decreased to 0.9071 and 0.8514, and the improvement is 1.05% and 1.58% compared with state-of-the-art algorithms (i.e., ConvMF and DHA-RS)

TABLE VII: The average RMSE of compared algorithms on ml-100K, ml-1m and Ciao datasets

Method	Metrics	ml_100k	ml_1m
SVD++	RMSE	0.9255	0.8611
	MAE	0.7252	0.6706
USVD++	RMSE	0.9105	0.8523
	MAE	0.7163	0.6772
ISVD++	RMSE	0.9213	0.8601
	MAE	0.7262	0.6699
UISVD++	RMSE	<b>0.9057</b>	<b>0.8514</b>
	MAE	<b>0.7159</b>	<b>0.6692</b>

on ml-100k (when the proportion of training dataset is 80%). From the experimental results, it can be seen that the method of adding feature factors into matrix decomposition can effectively improve the recommendation accuracy.

- 2) Figure.4 shows the improvement of all adopted algorithms in the metric RMSE. It is easy to see that our UISVD++ model performs better than other baseline algorithms, our UISVD++ model achieves lower RMSE on ml-100k dataset and ml-1m dataset compared with other seven algorithms. Such as, the RMSE metric of our UISVD++ has reduce to 0.8501, 0.8514 and 0.8788 on ml-1m dataset respectively. The improvement is 4.85%, 5.99% and 4.32% compared with traditional matrix factorization method (PMF) on above mml-1m dataset. However the ConcMF and DHA-RS methods work better than our UISVD++ model with RMSE 0.9225 and 0.9270 respectively on the ml-100k (when the proportion of training dataset is 50%). To sum up, the RMSE metric in experimental results show it is effective that we proposed UISVD++ model for improving prediction accuracy with side information.
- 3) Table VII shows the ablation results, where we compared SVD++, USVD++, ISVD++ and UISVD++ on the ml-100k dataset using RMSE and MAE metrics. The results show that USVD++, ISVD++ and UISVD++ models have the best performance compared with traditional matrix decomposition methods SVD++. At the same time, comparing SVD++ with UISVD++ the RMSE index decreases from 0.9255 to 0.9057 on the ml-100k datasets, and the improvement rate on above two datasets is 2.14% and 1.10%, which indicates the effectiveness of our

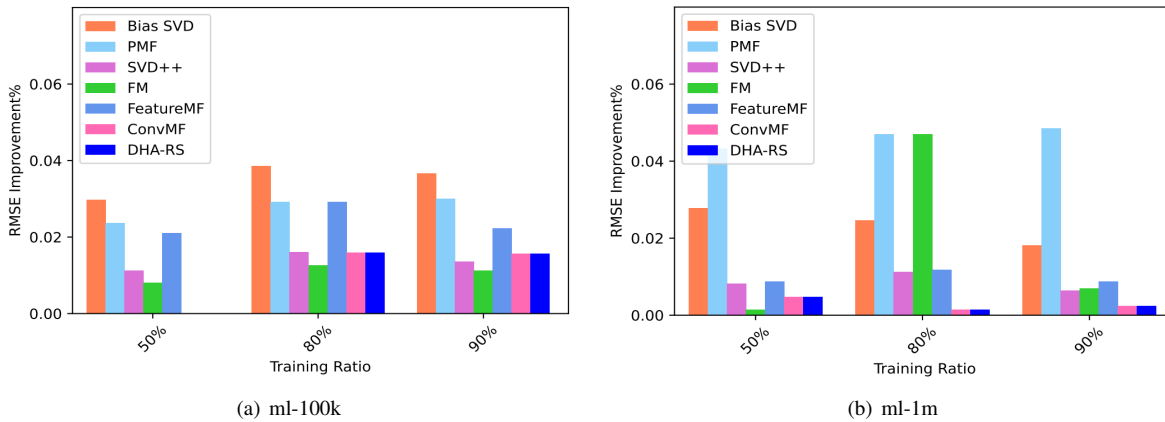


Fig. 4: UISVD++’s performance improvement over that yielded by other models for the (a) ml-100k and (b) ml-1m datasets.

proposed fusion feature model UISVD++. Comparing the SVD++ model with ISVD++, USVD++ and UISVD++, we can find that the matrix factorization with characteristic factors is better than the matrix factorization technique which only considers the implicit feedback of users.

## VI. CONCLUSION

This paper presents a matrix factorization model based on user-project-related feature attributes, which projects the age attributes of each user and the type attributes of each movie into the same latent factor space as the user and the project, enriching the project representation and user representation in MF. Different from the traditional SVD and SVD++ models, it not only integrates the relevant attributes of users and the related attributes of items, but also integrates the implicit representation of users and items. A large number of experimental results on MovieLens 100K and MovieLens-1M show that the representation of potential factors learned by our model is valid. Our model performs better on datasets than existing deep learning hybrid models (such as ConvMF), and outperforms other related algorithms on datasets.

Studies show that UISVD++ helps to improve data sparsity and cold priming problems with adjustable. However, since only one attribute of user and item is included respectively, when the proportion of training set is 50%, the effect of UISVD++ is not as good as the model with deep learning. As a future work, we plan to add richer project and user attributes to further improve the recommendation performance of UISVD++, and promote UISVD++ to the recommendation system in various situations. In addition, integrating the temporal dynamic factors into UISVD++ makes the model not only has the attributes of users and items, but also can change the recommendation with time, so as to improve the practicability of the recommendation.

## REFERENCES

[1] H. Shan and A. Banerjee, “Generalized probabilistic matrix factorizations for collaborative filtering,” in Proc. 2010 IEEE Int. Conf. Data Mining, 2010, pp. 1025–1030.

[2] Z. Cui, X. Xu, F. Xue, X. Cai, Y. Cao, W. Zhang, and J. Chen, “Personalized recommendation system based on collaborative filtering for IoT scenarios,” IEEE Trans. Services Comput., vol. 13, no. 4, pp. 685–695, Jul. 2020.

[3] Y. Koren, R. Bell, and C. Volinsky, “Matrix factorization techniques for recommender systems,” Computer, vol. 42, no. 8, pp. 30–37, Aug. 2009.

[4] Y. Shi, M. Larson, and A. Hanjalic, “Collaborative filtering beyond the user-item matrix: A survey of the state of the art and future challenges,” ACM Comput. Surv., vol. 47, no. 1, pp. 1–45, Jul. 2014.

[5] J. Bobadilla, F. Ortega, A. Hernando, and A. Gutiérrez, “Recommender systems survey,” Knowl.-Based Syst., vol. 46, pp. 109–132, Jul. 2013.

[6] X. Su and T. M. Khoshgoftaar, “A survey of collaborative filtering techniques,” Adv. Artif. Intell., vol. 2009, pp. 1–19, Oct. 2009.

[7] I. Fernández-Tobías, I. Cantador, P. Tomeo, V. W. Anelli, and T. Di Noia, “Addressing the user cold start with cross-domain collaborative filtering: exploiting item metadata in matrix factorization,” User Modeling and User-Adapted Interaction, vol. 29, no. 2, pp. 443–486, 2019.

[8] R. P. Adams, G. E. Dahl, and I. Murray, “Incorporating side information in probabilistic matrix factorization with Gaussian process,” in Proc. 26th Conf. UAI, Catalina Island, CA, USA, Jul. 2010, pp. 1–9.

[9] T. Zhao, J. McAuley, and I. King, “Leveraging social connections to improve personalized ranking for collaborative filtering,” in Proc. 23rd ACM Int. Conf. Conf. Inf. Knowl. Manage., Shanghai, China, Nov. 2014, pp. 261–270.

[10] Z. Cheng, X. Chang, L. Zhu, R. C. Kanjirathinkal, and M. Kankanhalli, “MMALFM: Explainable recommendation by leveraging reviews and images,” ACM Trans. Inf. Syst., vol. 37, no. 2, pp. 1–28, Mar. 2019.

[11] Z. Cheng, Y. Ding, X. He, L. Zhu, X. Song, and M. Kankanhalli, “A3NCF: An adaptive aspect attention model for rating prediction,” in Proc. 27th Int. Joint Conf. Artif. Intell., 2018, p. 3748–3754.

[12] J. Nguyen and M. Zhu, “Content-boosted matrix factorization techniques for recommender systems,” Stat. Anal. Data Mining, vol. 6, no. 4, pp. 286–301, Aug. 2013.

[13] F. M. Harper and J. A. Konstan, “The MovieLens datasets: History and context,” ACM Trans. Interactive Intelligent Systems, vol. 5, no. 4, pp. 1–19, 2015.

[14] G. Guo, J. Zhang, and N. Yorke-Smith, “A novel recommendation model regularized with user trust and item ratings,” IEEE Trans. Knowl. Data Eng., vol. 28, no. 7, pp. 1607–1620, Jul. 2016.

[15] M. Jamali and M. Ester, “A matrix factorization technique with trust propagation for recommendation in social networks,” in Proc. 4th ACM Conf. Recommender Syst. (RecSys), New York, NY, USA, Sep. 2010, pp. 135–142.

[16] S. Zhang, L. Yao, A. Sun, and Y. Tay, “Deep learning based recommender system: A survey and new perspectives,” ACM Comput. Surveys, vol. 52, no. 1, pp. 1–38, Feb. 2019.

[17] M. F. Dacrema, P. Cremonesi, and D. Jannach, “Are we really making much progress? A worrying analysis of recent neural recommendation approaches,” in Proc. 13th ACM Conf. Recommender Syst., New York, NY, USA, Sep. 2019, p. 101–109.

- [18] S. Rendle, L. Zhang, and Y. Koren, "On the difficulty of evaluating baselines: A study on recommender systems," 2019, arXiv:1905.01395. [Online]. Available: <http://arxiv.org/abs/1905.01395>
- [19] Z. Sun, Q. Guo, J. Yang, H. Fang, G. Guo, J. Zhang, and R. Burke, "Research commentary on recommendations with side information: A survey and research directions," *Electron. Commerce Res. Appl.*, vol. 37, Sep. 2019, Art. no. 100879.
- [20] S. Funk, "Netflix update: Try this at home," 2006.
- [21] Y. Koren, "Factorization meets the neighborhood: A multifaceted collaborative filtering model," in *Proc. 14th ACM SIGKDD Int. Conf. Knowl. Discovery Data Mining (KDD)*, Las Vegas, NV, USA, 2008, pp. 426–434.
- [22] R. Salakhutdinov and A. Mnih, "Probabilistic matrix factorization," in *Proc. 20th Int. Conf. Neural Inf. Process. Syst.* Red Hook, NY, USA: Curran Associates, 2007, pp. 1257–1264.
- [23] J. Zheng, J. Liu, C. Shi, F. Zhuang, J. Li, and B. Wu, "Recommendation in heterogeneous information network via dual similarity regularization," *Int.J.Data Sci.Anal.*, vol. 3, no. 1, pp. 35–48, Nov. 2016.
- [24] Y. Y u, C. Wang, H. Wang, and Y. Gao, "Attributes coupling based matrix factorization for item recommendation," *Int. J. Speech Technol.*, vol. 46,no. 3, pp. 521–533, Apr. 2017.
- [25] J. Nguyen and M. Zhu, "Content-boosted matrix factorization techniques for recommender systems," *Stat. Anal. Data Mining*, vol. 6, no. 4, pp. 286–301, Aug. 2013.
- [26] Haiyang Zhang, Ivan Ganchev, Nikolov, et al. "FeatureMF: An Item Feature Enriched Matrix Factorization Model for Item Recommendation," *IEEE Access* ,vol. 9, pp.65266 – 65276, April 2021.
- [27] Y. Chen, X. Zhao, and M. de Rijke, "Top-N recommendation with high-dimensional side information via locality preserving projection," in *Proc. 40th Int. ACM SIGIR Conf. Res. Develop. Inf. Retr.*, Tokyo, Japan, Aug. 2017, pp. 985–988.
- [28] D. Kim, C. Park, J. Oh, S. Lee, and H. Yu, "Convolutional matrix factorization for document context-aware recommendation," in *Proc. 10th ACM Conf. Recommender Syst.*, Boston, MA, USA, Sep. 2016, pp. 233–240.
- [29] F. Strub and J. Mary, "Collaborativefiltering with stacked denoising autoencoders and sparse inputs," in *Proc. NIPS Workshop Mach. Learn. eCommerce*, Montreal, QC, Canada, 2015, pp. 150–158.
- [30] S. Zhang, L. Yao, and X. Xu, "AutoSVD++: An efficient hybrid collaborativefiltering model via contractive auto-encoders," in *Proc. 40th Int. ACM SIGIR Conf. Res. Develop. Inf. Retr.*, Tokyo, Japan, Aug. 2017, pp. 957–960.
- [31] G. H. Golub and C. F. V an Loan, "Matrix Computations," vol. 3. Baltimore, MD, USA: Johns Hopkins Univ. Press, 2012.
- [32] J. L. Herlocker, J. A. Konstan, L. G. Terveen, and J. T. Riedl, "Evaluating collaborative filtering recommender systems," *ACM Trans. Inf. Syst.* vol. 22, no. 1, pp. 5–53, Jan. 2004.
- [33] T. Chai and R. R. Draxler, "Root mean square error (RMSE) or mean absolute error (MAE)?–Arguments against avoiding RMSE in the literature," *Geoscientific Model Develop.*, vol. 7, no. 3, pp. 1247–1250, Jun. 2014.
- [34] H. Zhang, N. S. Nikolov, and I. Ganchev, "Exploiting user feedbacks in matrix factorization for recommender systems," in *Model and Data Engineering*. Cham, Switzerland: Springer, Sep. 2017, pp. 235–247.
- [35] Steffen Rendle, "Factorization machines," In 2010 IEEE International Conference on Data Mining. IEEE, 995–1000.
- [36] L. Yu, W. Shuai, and M. S. Khan, "A novel deep hybrid recommender system based on auto-encoder with neural collaborative filtering," *Big Data Mining Anal.*, vol. 1, no. 3, pp. 211–221, 2018.