

# A Novel Chinese Dialect TTS Frontend with Non-Autoregressive Neural Machine Translation

Wudi Bao, Junhui Zhang, Junjie Pan, Xiang Yin, Zejun Ma

Bytedance AI-Lab

baowudi, zhangjunhui.915, panjunjie.jeff, yinxiang.stephen, mazejun@bytedance.com

## Abstract

Chinese dialect text-to-speech(TTS) system usually can only be utilized by native linguists, because the written form of Chinese dialects has different characters, idioms, grammar and usage from Mandarin, and even the local speaker cannot input a correct sentence. For Mandarin text inputs, Chinese dialect TTS can only generate partly-meaningful speech with relatively poor prosody and naturalness. To lower the bar of use and make it more practical in commercial, we propose a novel Chinese dialect TTS frontend with a translation module. It helps to convert Mandarin text into idiomatic expressions with correct orthography and grammar, so that the intelligibility and naturalness of the synthesized speech can be improved. A non-autoregressive neural machine translation model with a glancing sampling strategy is proposed for the translation task. It is the first known work to incorporate translation with TTS frontend. Our experiments on Cantonese approve that the proposed frontend can help Cantonese TTS system achieve a 0.27 improvement in MOS with Mandarin inputs.

**Index Terms:** dialect speech synthesis, text-to-speech frontend, neural machine translation, non-autoregressive transformer

## 1. Introduction

In Mandarin text-to-speech (TTS) system, the frontend serves to convert the input text into linguistic features, which are sent to the backend to generate speech. The TTS frontend greatly affects the pronunciation accuracy and prosody naturalness of the synthesized speech. Typical mandarin TTS frontend consists of a series of text processing components, such as text normalization (TN), Chinese word segmentation (CWS), part-of-speech (POS) tagging, prosody prediction, grapheme-to-phoneme (G2P) conversion, etc.

For the Mandarin TTS frontend, there are many known works for every component. The purpose of TN is to convert spoken form words like numbers, symbols, abbreviations into written form words. Recent researches mainly focus on solving this by neural networks, such as RNN-based [1] and transformer-based [2] architecture. CWS aims to address that Chinese words have no formal natural segmentation symbols. Some neural networks are also proposed to improve CWS performance, such as Bi-LSTM [3], Bi-LSTM-CRF [4], and pre-trained models like BERT [5] and GPT [6]. Prosody prediction always consists of the prediction of prosodic words (PW), prosodic phrases (PPH), and intonation phrases (IPH) [7]. Multi-task learning methods are proposed to model this three-level task based on Bi-LSTM-CRF [8], self-attention [9], and the pre-trained ELECTRA [10]. The main research of G2P focuses on solving the disambiguation of polyphonic characters, and the transformer-based G2P model [11] is considered to be the state-of-art.

Dialects are local varieties of Chinese in different regions.

Different dialects are widely used by people all over the country, indicating that Chinese dialect TTS has it high usage value due to the region and affinity characteristics of dialects. In Chinese dialect TTS, the training data are recorded using dialect scripts, and the TTS system can perform well when inputting dialect texts. However, because Chinese dialects have different written forms from Mandarin in characters, idioms, grammar and usage, it is difficult for users, especially non-native speakers, to input native dialect text. Hence, such a strong textual requirement sets a high barrier to using dialect TTS. For Mandarin text inputs, the backend Chinese dialect TTS model will experience a degradation of prosody and naturalness, because it is trained with dialect text and speech. Zhang [12] proposes to use Shanghai dialect speech to tune the acoustic model and WaveNet vocoder respectively. The results show that although the naturalness and speaker similarity of the synthesized speech is satisfying, the intelligibility is deeply undermined.

To address these problems, we propose a new pipeline including a separate text translation module to adapt to the Mandarin user inputs. The translation module converts the input Mandarin text to native dialect text. Various neural machine translation (NMT) models can be adopted for this task. Autoregressive transformer (AT) [13] is considered as the classical model and can gain extremely high performance in machine translation tasks. However, this performance relies on numerous parameters and high computation. Wu [14] proposes a lightweight AT using a combination of multi-head self-attention and depth-wise separable convolution attention. In addition to AT, non-autoregressive transformer (NAT) [15] has also received wide attention in recent researches. Due to its parallelization property when generating predictions, NAT has a considerably faster inference speed, but that comes with a relatively lower performance. Qian [16] proposes GLAT, which introduces the glancing sampling and incremental learning strategies to NAT. GLAT greatly improves the translation performance, but still suffers from some problems such as duplicated characters and fuzzy alignment in our experiments.

Compared with other languages, dialect translation suffers from problems like difficult corpus data acquisition, uneven distribution of formal and colloquial texts, outdated dialect dictionaries and word segmentation tools. Therefore, our work contributes to overcoming these difficulties by methods described in Section 2.2 and enhancing the overall performance of the NAT model. In addition, due to the diversity of dialects in various regions, there is no unified evaluation criterion for the translation quality. Therefore, we propose a subjective evaluation system for dialect translation described in Section 3.3.2. Finally, we compare the synthesized speech from the TTS frontend with and without the translation module and demonstrate the effectiveness of this approach.

The contributions of this paper are summarized as follows:

- This is the first known work to incorporate translation

into Chinese dialect TTS frontend.

- We introduce various tricks to optimize our translation module to gain a better performance.

In Section 2, we describe our dialect TTS frontend pipeline, translation module, and optimization methods. In Section 3, we conduct experiments on Mandarin-Cantonese text and speech synthesis to prove the effectiveness of our proposed model. Lastly, in Section 4, we summarize the progress made in this paper and describe research priorities for our future work.

## 2. Methods

### 2.1. Chinese Dialect TTS Frontend Pipeline

We add a translation module in Mandarin TTS frontend, and our proposed pipeline is shown in Figure 1. The input Mandarin text is first sent to the translation module. In order to ensure that some terms, numbers and symbols that cannot be translated are output as original, we replace these words with special tokens. Then the Mandarin text is converted to dialect text, and the replaced words are recovered. The mechanism of the special token is described in Section 2.2.6. Next, the illegal characters are either unified or removed in the preprocessing stage. After that, the text is normalized into the written form words, which are used to predict CWS, POS, and prosody. Finally, the G2P module converts graphemes to phonemes sequentially.

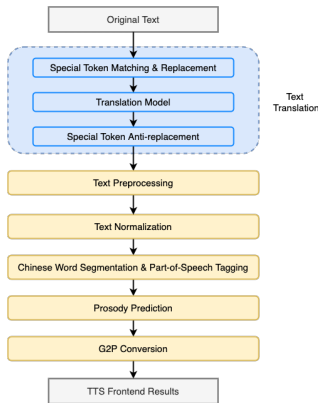


Figure 1: Dialect TTS frontend pipeline.

### 2.2. Translation Module

Since the translation module needs to be integrated into the TTS frontend, the inference speed of the module needs to be faster than in real-time, and the module also needs to be small enough to be deployable. The commonly used NMT models are based on autoregressive transformers with stacked encoders and decoders, which cannot reach the requirement of size and speed for the frontend. Hence, we develop our model based on a lightweight non-autoregressive model GLAT [16]. As shown in Figure 2, the entire model is composed of the following 4 modules: a multibranch transformer encoder, a multibranch NAT decoder, a length predictor to decide where to stop prediction, and a translation predictor for token decoding. The detailed structures and tricks are mentioned in the sub-sections.

#### 2.2.1. GLAT

GLAT [16] is an optimized transformer-based non-autoregressive translation model. A typical NAT model

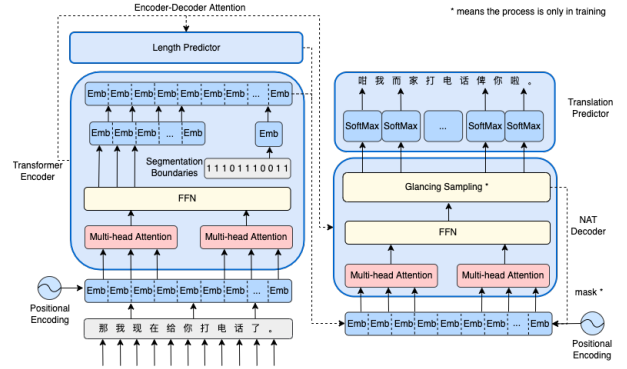


Figure 2: Translation module. Encoder embedding in the original dimension and word segmentation embedding are stitched together and recovered to the original dimension through a full connection layer. The target sentence length is predicted by encoder-decoder attention and applied in decoder input embedding. Decoding is required twice during training, which is achieved by using the glancing sampling strategy to mask the decoder inputs.

can only learn limited word dependencies in the target sentences since it outputs predictions completely in parallel. To address the problem, GLAT adopts a two-pass decoding strategy during training. The first pass is to get an output prediction directly. Then, a proportion of target words will be sampled to “tell” the decoder by replacing the decoder input. The second pass is to predict the remaining unsampled words. During inference, only the first pass decoding is performed, which ensures the inference speed is as fast as a typical NAT model.

#### 2.2.2. Multibranch

In order to reduce the computation to improve the training efficiency, we adopt the multibranch mechanism mentioned in [14], which is proposed to address that the FFN layer actually consumes much of the computation but cannot perform any context captures. In this architecture, the original self-attention is replaced by multi-branch attention. Different from the combination of convolutional attention and multi-head self-attention used in [14], we simply apply multi-head self-attention since it is powerful enough to capture both global and local features. Specifically, suppose the number of branches is  $n$ , then the input embedding is divided into  $n$  parts. This strategy is adopted in the multi-head self-attention layer in both encoder and decoder. We compute the attention in each branch and stitch all of them together by an FFN layer. Therefore, the Multi-Adds for the FFN layer gets optimized from  $O(2 \times 4Nd^2)$  to  $O(2 \times 4N(d/n)^2 \times n)$ , reducing the overall computational by a factor of  $n$ .

#### 2.2.3. Word Segmentation Embedding

Our experiments show that using character-as-token can get better translation performance than word-as-token. It also leads to a smaller model size due to a smaller dictionary size. However, word segmentation information is still beneficial for sentence understanding due to the phenomenon of multiple meanings of one character in Chinese. Hence, in order to help the model learn the information and dependencies at the word level,

we add extra word segmentation boundary information into the decoder. We simply use 0 and 1 to indicate the segmentation boundaries.

#### 2.2.4. Data Augmentation

We find that the NAT model suffers from predicting duplicated characters and is not robust enough on sentences that are too short or too long. Autoregressive models, on the other hand, predict outputs based on preorder words, so that can effectively avoid the former problem. As a result, we train some high-performance autoregressive models, collect some Mandarin corpus of various lengths in different fields, and use these models to translate all Mandarin text to the target dialect text as the augmented dataset.

#### 2.2.5. Alignment Loss

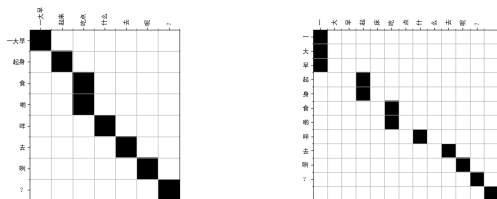
A visualization of attention weights can show the soft alignment of source words and target words [17]. However, this alignment information has a strong correlation with tokenize method. As mentioned in 2.2.3, our character-as-token method leads to a character-level alignment. To get a more reasonable alignment, we introduce an alignment loss to help the model further understand the sentence meaning at the word level. We use the MSE loss

$$\ell(x, y) = L = \{l_1, \dots, l_N\}^T, l_n = (x_n - y_n)^2 \quad (1)$$

where  $N$  is the batch size,  $x$  is the predicted alignment, and  $y$  is the target alignment.

We use GIZA++v2 [18] [19] to produce the alignments needed for training attention weights. We provide the full amount of parallel corpus data for GIZA++v2 for statistical-based training and outputting 3 directions of alignment results: Mandarin-to-Cantonese (m2c), Cantonese-to-Mandarin (c2m), and symmetry. In our experiments, we use m2c as the target alignment.

Since our model predicts alignment in character level, we also need to convert the GIZA++ word-level alignment from the word dimension into the character dimension to compute the loss. In our proposed approach, all corresponding target characters are aligned to the first character of the source word. Figure 3 shows the changes in the attention weight matrix before and after converting.



(a) Word-level alignment in word dimension (b) Word-level alignment in character dimension

Figure 3: Convert word-level alignment to character-level.

#### 2.2.6. Special Token

Considering the diversity of user input texts, we need to ensure that some irregular strings that cannot be translated are output as

original, such as symbolic expressions, common abbreviations, web addresses, etc. Since they may not appear in the training set, they are typically recognized as unknown tokens and then predicted as irrelevant text in the traditional translation models. We propose to match these irregular strings in the parallel corpus by regular expression, and replace each string with a special token  $\langle rep \rangle$  sequentially. In this way, the model can learn the correspondence between the special token in source and target sentence. After inference, we replace the predicted special tokens with the original strings. Through such preprocessing and post-processing procedures, the original content expected by the user can be preserved.

## 3. Experiments and Results

We conduct experiments on our translation module and the overall dialect TTS system with our proposed frontend. Experiments of the translation module are objectively evaluated in Section 3.3.1 and subjectively evaluated in Section 3.3.2, while the TTS experiments are only evaluated subjectively in Section 3.3.2.

### 3.1. Dataset

We use Cantonese as our target dialect in our experiments, since it greatly differentiates from Mandarin in word usage and grammar, and is representative of dialect TTS frontend problems. Our translation dataset includes 210k Mandarin-Cantonese parallel corpus data and 90k auto-regressive model translated text pairs from data augmentation mentioned in Section 2.2.4. The TTS dataset includes 20 hours of internal labeled Cantonese speech data to train the acoustic model and vocoder.

### 3.2. Experiment Settings

We set the number of layers (i.e., Transformer blocks) of both encoder and decoder to one, set the model input/output  $d_{model}$  to 300, and use the Word2vec pre-trained embeddings<sup>1</sup> to initialize the character input embeddings. Then we combine the embedding space of the source and target dictionaries so that a token can have the same embedding in both Mandarin and Cantonese. Other settings of the translation model remain the same as the original GLAT.

In the TTS experiments, we synthesize speech from Cantonese TTS with dialect TTS frontend with and without the translation module. For the backend, we use Tacotron [20] as the acoustic model and WaveRNN [21] as the vocoder, both of which are trained on our TTS dataset mentioned in Section 3.1.

### 3.3. Results and Analysis

#### 3.3.1. Objective Evaluation

We first compare our translation model with the original GLAT to prove its performance improvement. Models with different optimization methods applied are evaluated using the standard metrics in MT, BLEU [22]. Then we prove the inference speed advantage of our model by measuring its real-time factor (RTF). Results are presented in Table 1.

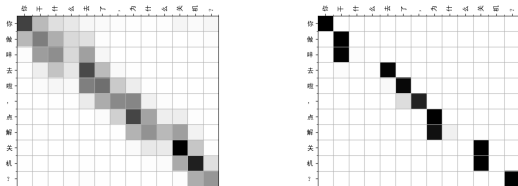
Our model improves 2.56 BLEU compared to the baseline GLAT model, and can infer approximately 20 times faster than the baseline autoregressive model. By introducing the translated text pairs in data augmentation, our model improves

<sup>1</sup>The 300-dimensional word vectors are pre-trained from the Weibo corpus data in <https://github.com/Embedding/Chinese-Word-Vectors>.

Table 1: *Models with different optimization methods. Each BLEU is the result of applying 1 trick only. The proposed model BLEU is the result of an accumulation of preorder tricks.*

Model	BLEU	RTF
GLAT(baseline)	63.10	—
AT[13](baseline)	67.02	0.038
word seg embedding	63.54(+0.44)	—
data augmentation	64.89(+1.79)	—
multibranch	63.46(+0.36)	—
alignment loss	63.77(+0.67)	—
<b>proposed model(accumulate)</b>	<b>65.66(+2.56)</b>	<b>0.002</b>

1.79 BLEU. In addition, it is also robust on different sentence lengths and no longer suffers from duplicated characters problems. Supervising to train the model by GIZA++ alignment loss brings progress of 0.67 BLEU. We present the attention weight matrices with and without the alignment loss in Figure 4. The original GLAT model generates attention weights with ambiguous and incorrect character-level correspondence. While with the alignment loss, the model can output attention weights with higher similarity to the target alignment matrix and transform the original character-level alignment into word-level alignment. Other methods also have positive gains in terms of model size and objective performance. Calculating the attention in multi-branch help improve 0.36 BLEU while reducing the model size by approximately 7%.



(a) Attention weights without alignment loss (b) Attention weights with alignment loss

Figure 4: *Supervise NAT model training by GIZA++ alignment*

### 3.3.2. Subjective Evaluation

Besides using BLEU to judge the translation quality, we also conduct a carefully designed subjective evaluation called Translation Mean Opinion Score (TMOS). The evaluation criteria are described in Table 2. Although BLEU is the most widely used method in machine translation evaluation, it still has some disadvantages. First, since BLEU is based on n-gram matching, it is easy to ignore some grammatical issues. Second, it is determined by whether the words in the candidate appear in the target. Therefore, if the candidate only contains a few words, or all of them are common words, these unintelligible sentences will be scored high. Finally, the BLEU score can only consider one or a few fixed references within the dataset. In contrast, our proposed TMOS scores semantically, which is more in line with subjective perception. In addition, TMOS is judged by native speakers without fixed reference, so it can take into account many different forms like using different synonyms.

In this test, 40 Cantonese native speakers are provided with

translation results from three systems: ground-truth, baseline GLAT prediction, and our proposed model prediction. They are asked to score according to the criteria. Each participant is required to evaluate 200 predictions from every system. The result score distributions in Figure 5 show that the number of our translation results with scores of 4.5 and 5 both improve 3% compared to the original GLAT.

Table 2: *Subjective evaluation criteria.*

Translation Result	Score
No output/More than half of the output is garbled	1.0
Output semantically irrelevant text	2.0
Output semantically imperfectly relevant text	3.0
Error-prone direct translation	4.0
Error-free direct translation/Sindarin	5.0

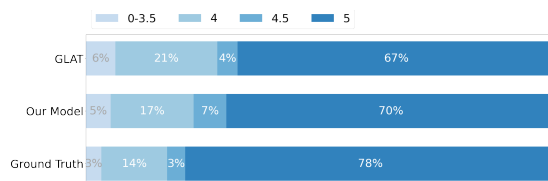


Figure 5: *Percentage component bar chart of subjective evaluation results.*

In the dialect TTS subjective evaluation, 10 Cantonese native speakers are invited to evaluate the naturalness and intelligibility of the synthesized speech with TTS Mean Opinion Score (MOS). The evaluation results in Table 3 show that the synthetic quality of our pipeline is significantly ahead of using the original frontend. Audio samples from our model are available online.<sup>2</sup>

Table 3: *MOS of synthesized Cantonese speech.*

Text	Mandarin	Cantonese
MOS	4.00 ±0.63	4.27 ±0.63

## 4. Conclusions

We propose a novel Chinese dialect TTS frontend with a non-autoregressive text translation module and evaluate it on the Mandarin-Cantonese dataset. Our proposed model improves the overall accuracy by 2.56 BLEU. The proposed Chinese dialect frontend obtains better comprehensibility and naturalness, indicated by the 0.27 improvement in MOS on Cantonese subjective evaluations.

For future work, we will investigate enhancing the adaptability of the translation module to specific words and sequences in dialects to obtain more flexible and intimate translation results. An automatic detection mechanism is also needed to be integrated into our frontend to decide whether the input needs to translate to the dialect text.

<sup>2</sup><http://baowudi.xyz>

## 5. References

- [1] R. Sproat and N. Jaitly, "Rnn approaches to text normalization: A challenge," *arXiv preprint arXiv:1611.00068*, 2016.
- [2] J. Zhang, J. Pan, X. Yin, C. Li, S. Liu, Y. Zhang, Y. Wang, and Z. Ma, "A hybrid text normalization system using multi-head self-attention for mandarin," in *ICASSP 2020-2020 IEEE International Conference on Acoustics, Speech and Signal Processing (ICASSP)*. IEEE, 2020, pp. 6694–6698.
- [3] Z. Huang, W. Xu, and K. Yu, "Bidirectional lstm-crf models for sequence tagging," *arXiv preprint arXiv:1508.01991*, 2015.
- [4] C. Dong, J. Zhang, C. Zong, M. Hattori, and H. Di, "Character-based lstm-crf with radical-level features for chinese named entity recognition," in *Natural Language Understanding and Intelligent Applications*. Springer, 2016, pp. 239–250.
- [5] J. Devlin, M.-W. Chang, K. Lee, and K. Toutanova, "Bert: Pre-training of deep bidirectional transformers for language understanding," *arXiv preprint arXiv:1810.04805*, 2018.
- [6] A. Radford, K. Narasimhan, T. Salimans, and I. Sutskever, "Improving language understanding by generative pre-training," 2018.
- [7] M. Chu and Y. Qian, "Locating boundaries for prosodic constituents in unrestricted mandarin texts," in *International Journal of Computational Linguistics & Chinese Language Processing, Volume 6, Number 1, February 2001: Special Issue on Natural Language Processing Researches in MSRA*, 2001, pp. 61–82.
- [8] H. Pan, X. Li, and Z. Huang, "A mandarin prosodic boundary prediction model based on multi-task learning," in *Interspeech*, 2019, pp. 4485–4488.
- [9] C. Lu, P. Zhang, and Y. Yan, "Self-attention based prosodic boundary prediction for chinese speech synthesis," in *ICASSP 2019-2019 IEEE International Conference on Acoustics, Speech and Signal Processing (ICASSP)*. IEEE, 2019, pp. 7035–7039.
- [10] K. Clark, M.-T. Luong, Q. V. Le, and C. D. Manning, "Electra: Pre-training text encoders as discriminators rather than generators," *arXiv preprint arXiv:2003.10555*, 2020.
- [11] S. Yolchuyeva, G. Németh, and B. Gyires-Tóth, "Transformer based grapheme-to-phoneme conversion," *arXiv preprint arXiv:2004.06338*, 2020.
- [12] H. Zhang, T. Mao, H. Xu, and H. Huang, "The NTU-AISG Text-to-speech System for Blizzard Challenge 2020," *arXiv e-prints*, p. arXiv:2010.11489, Oct. 2020.
- [13] A. Vaswani, N. Shazeer, N. Parmar, J. Uszkoreit, L. Jones, A. N. Gomez, Ł. Kaiser, and I. Polosukhin, "Attention is all you need," *Advances in neural information processing systems*, vol. 30, 2017.
- [14] Z. Wu, Z. Liu, J. Lin, Y. Lin, and S. Han, "Lite transformer with long-short range attention," *arXiv preprint arXiv:2004.11886*, 2020.
- [15] J. Gu, J. Bradbury, C. Xiong, V. O. Li, and R. Socher, "Non-autoregressive neural machine translation," *arXiv preprint arXiv:1711.02281*, 2017.
- [16] L. Qian, H. Zhou, Y. Bao, M. Wang, L. Qiu, W. Zhang, Y. Yu, and L. Li, "Glancing transformer for non-autoregressive neural machine translation," *arXiv preprint arXiv:2008.07905*, 2020.
- [17] D. Bahdanau, K. Cho, and Y. Bengio, "Neural machine translation by jointly learning to align and translate," *arXiv preprint arXiv:1409.0473*, 2014.
- [18] P. F. Brown, S. A. Della Pietra, V. J. Della Pietra, and R. L. Mercer, "The mathematics of statistical machine translation: Parameter estimation," *Computational linguistics*, vol. 19, no. 2, pp. 263–311, 1993.
- [19] F. J. Och and H. Ney, "A systematic comparison of various statistical alignment models," *Computational linguistics*, vol. 29, no. 1, pp. 19–51, 2003.
- [20] Y. Wang, R. Skerry-Ryan, D. Stanton, Y. Wu, R. J. Weiss, N. Jaitly, Z. Yang, Y. Xiao, Z. Chen, S. Bengio *et al.*, "Tacotron: Towards end-to-end speech synthesis," *arXiv preprint arXiv:1703.10135*, 2017.
- [21] N. Kalchbrenner, E. Elsen, K. Simonyan, S. Noury, N. Casagrande, E. Lockhart, F. Stimberg, A. Oord, S. Dieleman, and K. Kavukcuoglu, "Efficient neural audio synthesis," in *International Conference on Machine Learning*. PMLR, 2018, pp. 2410–2419.
- [22] K. Papineni, S. Roukos, T. Ward, and W.-J. Zhu, "Bleu: a method for automatic evaluation of machine translation," in *Proceedings of the 40th annual meeting of the Association for Computational Linguistics*, 2002, pp. 311–318.