

Negative Shannon Information Hides Networks

Ming-Xing Luo

*School of Information Science and Technology, Southwest Jiaotong University, Chengdu 610031, China;
CSNMT, International Cooperation Research Center of China, Chengdu 610031, China;*

Negative numbers are essential in mathematics. They are not needed to describe statistical experiments, as those are expressed in terms of positive probabilities. Shannon information was firstly defined for characterizing informational uncertainty of classical probabilistic distributions. However, it is unknown why there is negative information for more than two random variables on finite sample spaces. We first show the negative Shannon mutual information of three random variables implies Bayesian network representations of its joint distribution. We then show the intrinsic compatibility with negative Shannon information is generic for Bayesian networks with quantum realizations. This further suggests a new kind of space-dependent nonlocality. The present result provides a device-independent witness of negative Shannon information.

For a given discrete Markov process a fundamental problem is how to characterize the information produced in such a process. Suppose the statistic outcomes of a set of possible events give occurrence probabilities as p_1, \dots, p_n . Is there a measure of how uncertain one is of the outcome except for its distribution? For any such a quantity, say $H(p_1, p_2, \dots, p_n)$, it is reasonable to satisfy three axioms: (1) H is continuous in each variable. (2) H is a monotonic increasing function of sample number for the uniform distribution. (3) H is weighted summation of its single values if any one choice is changed into two. These axioms can imply the unique entropy by Shannon [1] as

$$H = - \sum_i p_i \log p_i \quad (1)$$

The etymology of *entropy* dates back to Clausius. This features the average uncertain of a given statistical process. Similar formulations are originally used as thermodynamic entropy [2, 3] and Boltzmann entropy in statistical physics [4].

The Shannon entropy shows a remarkable application for common information of two discrete random variables as

$$I(X; Y) = H(X) + H(Y) - H(X, Y) \quad (2)$$

Both entropy functions satisfy the polymatroidal axioms [5] of $H, I \geq 0$. Shannon actually shows general information inequalities which are the "physical laws" for characterizing the fundamental limits in classical communications and compression [1]. This intrigues a surprisingly feature of negative information for three and more discrete variables on finite sample spaces beyond the polymatroidal axioms. Each one in fact presents a so-called non-Shannon inequality [6]. The first primitive example is from the common information contained in any three variables X, Y and Z as

$$I(X; Y; Z) = H(X) + H(Y) + H(Z) + H(X, Y, Z) - H(X, Y) - H(Y, Z) - H(X, Z) \quad (3)$$

It gives $I(X; Y; Z) = -1$ from a simple probability distribution $P_{xyz} = \frac{1}{4}[000] + \frac{1}{4}[011] + \frac{1}{4}[110] + \frac{1}{4}[101]$, as

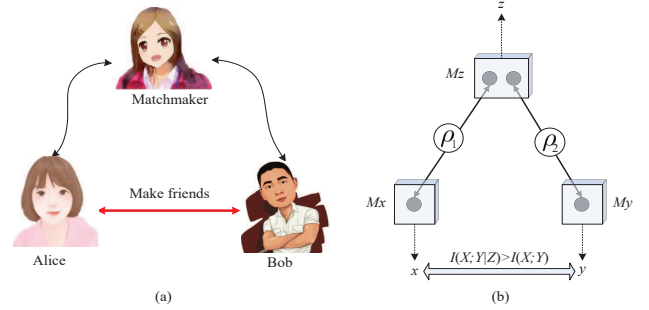


FIG. 1: (Color online) Fig.1. Schematic network configuration compatible with negative Shannon information. (a) A classical semantic example. Alice and Bob who have not shared any relationship can make friends assisted by Matchmaker who is familiar with both. (b) A quantum realization inspired by Bayesian model. There are two entangled states ρ_1 and ρ_2 which are shared by three parties. With local measurements $\{M_x\}, \{M_y\}$ and $\{M_z\}$ three parties can generate a joint distribution $P_{xyz} = \frac{1}{4}[000] + \frac{1}{4}[011] + \frac{1}{4}[110] + \frac{1}{4}[101]$, which shows $I(X; Y|Z) > I(X; Y)$. This means the stronger correlations between Alice and Bob can be built assisted by the local measurements M_z .

shown in Fig.1, where the probability of joint outcome $xyz = 000, 011, 110$ or 101 is $\frac{1}{4}$. The stronger correlations may be activated for two independent parties assisted by the other's local operations. This may imply a simple explanation of the Shannon negative information from Bayesian networks [7]. This intrigues a natural problem for exploring general negative Shannon information.

In Hilbert space formulation of Bayesian network in Fig.1(a), each bipartite edge is replaced by entanglement, as shown in Fig.1(b). Under the proper postulates of quantum state representation, quantum measurement, Born rule and tensor decomposition of compose systems, the quantum probability has not only the similar features of classical statistics, but also the quantumness [8, 9]. Here, two independent parties Alice and Bob can build quantum entanglement assisted by the other's local operations and classical communication [14]. This provides

a simple physical model for verifying Bayesian network and beyond.

Our motivation in this work is to investigate the negative Shannon information from Bayesian networks. For a given tripartite probability distribution on finite sample spaces with negative mutual information we firstly classify all the compatible Bayesian networks. We show there are intrinsic network configurations for these distributions, that is, chain network consisting of two edges and triangle network consisting of three edges. All of these can be verified by quantum networks consisting of entanglements. This provides a quantum network explanation of negative Shannon information of three discrete variables. The result is generic for any entangled quantum networks. It also suggests a new kind of space-dependent nonlocality beyond EPR steering [8] or Bell nonlocality [9].

Result

Negative Shannon information in Bayesian network model. Consider a probability distribution $P_x = \sum_x p_x[x]$ on a finite sample space \mathcal{X} , where p_x denotes the probability of the event $x \in \mathcal{X}$ with the notion $[x]$. Similar notions will be used for general joint distributions. Consider the task of specifying an arbitrary joint distribution $P_{x_1 \cdots x_n} = \sum_{x_1 \cdots x_n} p_{x_1 \cdots x_n}[x_1 \cdots x_n]$ for n random variables, X_1, \cdots, X_n on finite sample spaces $\mathcal{X}_1, \cdots, \mathcal{X}_n$, respectively. The basic Bayes rule allows us decompose it into

$$P_{x_1 \cdots x_n} = \prod_j p_{x_j | x_1, \cdots, x_{j-1}} \quad (4)$$

where $p_{x_j | x_1, \cdots, x_{j-1}}$ denotes the probability of x_j conditional on predecessors x_1, \cdots, x_{j-1} . Suppose that each variable x_j is dependent of a small subset $pa(x_j)$ of its predecessors. From the Reichenbach's common cause principle [7, 10], it allows a Markovian decomposition as

$$P_{x_1 \cdots x_n} = \prod_j p_{x_j | pa(x_j)} \quad (5)$$

The Markovian dependence is represented by directed acyclic graph (DAG) of Bayesian networks [7]. The DAG shows probabilistic and statistical importance for data mining or efficient inferences. A basic problem in statistics is to explore the related DAG for a given statistics. The most common way to explore possible DAGs from observations is based on this Markov decomposition and the faithfulness assumption [7, 11].

Definition 1 [7] (Markov Compatibility) If a probability function $P_{x_1 \cdots x_n}$ admits the factorization of (5) relative to DAG \mathcal{G} , then \mathcal{G} and $P_{x_1 \cdots x_n}$ are compatible.

In classical realization of Bayesian networks, each edge is represented by one measurable variable and each output depends on all the related variables [7]. The joint

distribution is a multiple-variable function of all outputs. This formulation allows to decompose $P_{x_1 \cdots x_n}$ with one measurable variable λ [9] as:

$$p_{x_1 \cdots x_n} = \int_{\Omega} p(x_1 | \lambda) \cdots p(x_n | \lambda) \mu(\lambda) d\lambda \quad (6)$$

where $(\Omega, \mu(\lambda))$ denotes the measurable space of unobservable latent variable λ , and $\mu(\lambda)$ denotes the probability of λ , and $p(x_n | \lambda)$ denotes the characteristic function of outcome x_n conditional on the variable λ . This kind of Bayesian networks with latent variables shows non-trivial constraints on its correlations [12, 13].

For a joint distribution of two random variables X and Y on finite sample spaces $\mathcal{X} \times \mathcal{Y}$, the quantity (1) is used for featuring the common uncertainty of both variables [1]. The nonnegative of H and I from the polymatroidal axioms [5] is useful for solving the Markov compatibility with single latent variable in Eq.(6). Instead, the entropy function (3) shows tripartite common uncertainty only for Markov chains [10], that is,

$$I(X; Y; Z) \geq 0 \quad (7)$$

if $\{X, Y, Z\}$ (any order) consists of a Markov chain [7] (Appendix A). This inspires a generalized unordered Markov condition of $I(X; Y; Z) \geq 0$. The joint probability distribution can be generated from one single latent measurable variable as Eq.(6). Remarkably, there are joint distributions implying negative Shannon information, that is, $I(X; Y; Z) < 0$. One example is shown in Fig.1(a). While the coarse-grained single-variable model (6) does not imply any intrinsic feature of this case. We show new Markov compatibilities for these distributions using Bayesian networks [7].

Case one. From the definition (3) the first scenarios satisfies the following constrains:

$$\begin{aligned} I(X; Y) &= 0, \\ I(X; Y | Z) &= H(Y, Z) + H(X, Z) - H(Z) - H(X, Y, Z) \\ &> 0. \end{aligned} \quad (8)$$

Different from Markov conditional independence [7] the present conditions imply a conditional dependent, that is, two independent random variables X and Y on $\mathcal{X} \times \mathcal{Y}$ build new correlations conditional on random variable Z . This anti-Markov condition provides a simple primitive of nonnegative Shannon information. As for Fig.1(a), combined with classical Birkhoff transformation [15], P_{xyz} can be obtained from

$$P_{xyz_1 z_2} = \frac{1}{4}[0000] + \frac{1}{4}[0101] + \frac{1}{4}[1010] + \frac{1}{4}[1111] \quad (9)$$

where the samples of Z are classically encoded as: $\mathcal{F} : z_1 z_2 \mapsto z_1 \oplus z_2$. The distribution $P_{xyz_1 z_2}$ allows the following Markovian decomposition: $P_{xyz_1 z_2} = P_{xz_1} P_{yz_2}$ with $P_{xz_1} = P_{yz_2} = \frac{1}{2}[00] + \frac{1}{2}[11]$. Combining with Eq.(6) a classical chain network decomposition of P_{xyz} is given

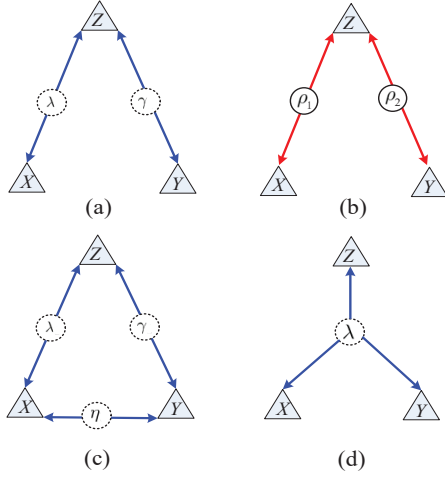


FIG. 2: (Color online) Schematic Markov compatibility of negative Shannon information using the chain network consisting of two edges. (a) Classical chain network consisting of two latent variables λ and γ . (b) Quantum chain network consisting of two bipartite states ρ_1 and ρ_2 . (c) Classical triangle network consisting of three latent variables λ , γ and η . (d) Classical tripartite network consisting of one latent variable λ .

by

$$p_{xyz} = \int_{\Omega_1 \otimes \Omega_2} p(x|\lambda)p(y|\gamma)p(z|\lambda, \gamma) \times \mu(\lambda)\mu(\gamma)d\lambda d\gamma \quad (10)$$

as shown in Fig.2(a), where $(\Omega, \mu(\lambda))$ denotes the measurable space of latent variable λ , and $\mu(\lambda)$ denotes the probability of λ , and similar definitions for latent variable γ . A further analysis shows the rigidity of this Bayesian network for any joint distribution satisfying the conditions (8) (Appendix B).

Result 1. Any joint distribution satisfying the condition (8) is compatible with a chain Bayesian network.

In Hilbert space formulation, a physical state is represented by a normalized vector $|\phi\rangle$ in a Hilbert space \mathcal{H}_A . Any measurement acting on \mathcal{H}_A consists of an ensemble $\{\Pi_r\}$ of projection operators or generalized positive semidefinite operators satisfying $\sum_r \Pi_r = \mathbb{1}_A$ with the identity operator $\mathbb{1}_A$. From Born rule the quantum probability is given by $p_r = \text{Tr}(\Pi_r |\phi\rangle\langle\phi|)$ for obtaining the measurement result r . Instead of classical chain network in Fig.2(a), any joint distribution P_{xyz} satisfying the condition (8) is compatible with quantum networks consisting of two generalized Einstein-Podolsky-Rosen states $|\phi_1\rangle_{AB}$ and $|\phi_2\rangle_{B'C}$ [8], as shown in Fig.2(b). A simple local measurement strategy implies

$$p_{xyz} = \text{Tr}(\Pi_x \otimes \Pi_y \otimes \Pi_z (|\phi_1\rangle\langle\phi_1| \otimes |\phi_2\rangle\langle\phi_2|)), \quad (11)$$

where Alice and Bob performs local projection measurements $\{\Pi_x\}$ and $\{\Pi_y\}$ while Charlie performs local

joint measurement $\{\Pi_z\}$ (Appendix C). This provides a device-independent verification of any negative Shannon information satisfying Eq.(8). As a directive result, any distribution (11) generated from local measurements on quantum chain network is compatible with (10), that is,

$$\mathcal{S}_c = \mathcal{S}_q \quad (12)$$

where $\mathcal{S}_c = \{P_{xyz}^{(c)} | I(X;Y) = 0, I(X;Y|Z) > 0\}$ with classical probability distribution (10), and $\mathcal{S}_q = \{P_{xyz}^{(q)} | I(X;Y) = 0, I(X;Y|Z) > 0\}$ with quantum distribution (11). This is going beyond the triangle network [16].

Case two. For dependent random variables X and Y on finite sample spaces \mathcal{X} and \mathcal{Y} , it suggests the second scenarios for $I(X;Y;Z) \leq 0$ as

$$\begin{aligned} I(X;Y) &> 0, \\ I(X;Y|Z) &> 0. \end{aligned} \quad (13)$$

One example is shown as

$$P_{xyz} = \frac{1}{8}[000] + \frac{1}{8}[012] + \frac{1}{8}[120] + \frac{1}{8}[201] + \frac{1}{8}[132] + \frac{1}{8}[213] + \frac{1}{8}[321] + \frac{1}{8}[333] \quad (14)$$

which satisfies $I(X;Y) = 1$ and $I(X;Y|Z) = 2$. By using the binary representation of $i, g : i \mapsto i_1 i_2$, we may construct a compatible network model [7] by two steps. One is to split P_{xyz} into two distributions of $P_{x_1 y_1} = \frac{1}{2}[00] + \frac{1}{2}[11]$ and $P_{x_2 y_2 z}$ in Eq.(9) by using a classical probability transformation $g : \mathcal{Z} \rightarrow \mathcal{Z}_1 \times \mathcal{Z}_2$, that is,

$$P_{g(x)g(y)z} = P_{x_1 x_2 y_1 y_2 z} = P_{x_1 y_1} P_{x_2 y_2 z}, \quad (15)$$

where $P_{x_1 y_1}$ satisfies $I(X_1; X_2) = I(X;Y)$, and $P_{x_2 y_2 z}$ satisfies $I(X_2; Y_2) = 0$ and $I(X_2; Y_2|Z) = I(X;Y|Z) - I(X;Y)$. $P_{x_1 y_1}$ is generated from one measurable variable λ_3 from Eq.(6) while $P_{x_2 y_2 z}$ is from the chain network in Result 1. This implies a compatible network consisting of three measurable latent variables, as shown in Fig.2(c). Similar procedure may be extended for general distributions.

Result 2. For any joint distribution on finite sample spaces satisfying the condition (13), there is a compatible triangle network if the decomposition (15) holds.

A recent result shows triangle quantum network shows nonlocal correlations beyond all classical realizations under local measurement assumptions [16]. Interestingly, all of these distributions satisfy the conditions (13). This implies the irrelevance of quantum and classical realizations of triangle network in Fig.2(c). Thus the decomposability (15) provides a sufficient condition to verify triangle network, and may be evaluated by using numeric methods [20]. The other is a tripartite network consisting of one latent variable as shown in Fig.2(d). One example is the W-type distribution $P_{xyz} = \frac{1}{3}[001] + \frac{1}{3}[010] + \frac{1}{3}[100]$, which cannot be generated from all networks [17, 18] in

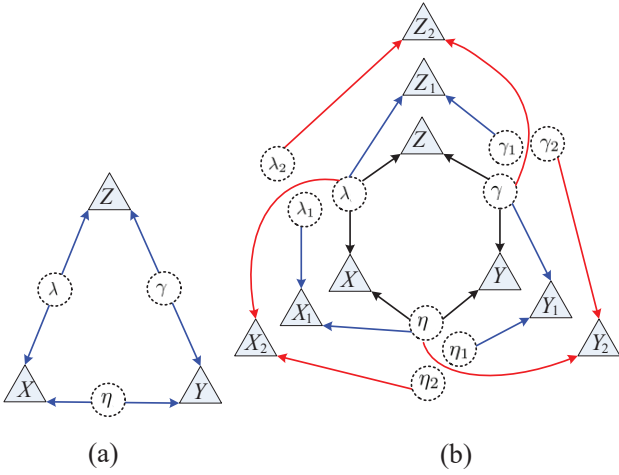


FIG. 3: (Color online) (a) Triangle network consisting of three measurable latent variables λ, γ and η . (b) Second-order inflation of triangle network. Here, the network consisting of λ_1, γ_1 and η_1 denotes the first-order inflation while λ_2, γ_2 and η_2 consist of the second-order.

Fig.2(a)-(c). This yields to a further problem to distinguish different configurations of triangle networks. Here, we present a informational method as (Appendix C):

$$I(X; Y; Z) \leq \min\{H(X|Y, Z), H(Y|X, Z), H(Z|X, Y)\} \quad (16)$$

and

$$I(X; Y; Z) > \frac{3}{2}(H(X) + H(Y) + H(Z)) - H(X, Y) - H(X, Z) - H(Y, Z) \quad (17)$$

which hold for the network in Fig.2(d). This is useful for verifying the GHZ-type distribution $P_{ghz} = a|000\rangle + (1-a)|111\rangle$ with $0 < a < 1$. It does not applicable for any W-type distribution $P_w = a|001\rangle + b|010\rangle + (1-a-b)|100\rangle$, which implies negative Shannon information for any a, b, c with $0 < a, b, c < 1$ and $a + b + c = 1$ (Appendix D). Instead, we verify any one of the following distributions (Appendix E)

$$P_{xyz} = a|001\rangle + b|010\rangle + c|100\rangle + d|011\rangle \quad (18)$$

$$P_{xyz} = a|001\rangle + b|011\rangle + c|100\rangle + d|110\rangle \quad (19)$$

and its permutations using the second-order inflation [17], as shown in Fig.3.

Generic negative Shannon information. Results 1 and 2 show specific network decompositions are arisen from of negative Shannon information. Our consideration here is for a converse problem, that is, what information can be learned from a given tripartite network configuration? In general, for a given tripartite Bayesian network \mathcal{N} (consisting of one, two, or three independent

measurable variables), define the minimal tripartite mutual information as

$$I_{min}(X; Y; Z) = \min_{P_{xyz}}\{I(X; Y; Z)\} \quad (20)$$

where the minimum is over all the possible distributions P_{xyz} generated from \mathcal{N} . Informally, any one in a tripartite Bayesian network can locally activate additional information for others than its absence. This shows generic negative Shannon information for tripartite networks (Appendix F).

Result 3. Any distribution from tripartite Bayesian networks satisfies

$$I_{min}(X; Y; Z) \leq 0 \quad (21)$$

Result 3 intrigues an interesting feature of tripartite information increasing as

$$\begin{aligned} \Delta &:= \max\{I(X; Y|Z) - I(X; Y)\} \\ &= -I_{min}(X; Y; Z) \end{aligned} \quad (22)$$

This can be used to characterize additional common information of three parties activated by LOCC of one party. It is of a fundamental rule of social science and management with cooperation.

Space-dependent nonlocality. Consider a joint distribution $P_c = \sum_{x,y,z} p_{xyz}[xyz]$ on finite-dimensional spaces $\mathcal{X} \times \mathcal{Y} \times \mathcal{Z}$. Here, each party may perform local probabilistic transformations represented by doubly stochastic matrices [15]. A corresponding quantum state is given by $P_q = \sum_{x,y,z} \sqrt{p_{xyz}}|xyz\rangle$ on Hilbert space $\otimes_{i=1}^3 \mathcal{H}_i$. Define a quantity as

$$\begin{aligned} \Gamma(X; Y; Z) &:= \min_{\otimes_{i=1}^n \mathbb{S}\mathbb{U}(\mathcal{H}_i)} I(X; Y; Z) \\ &\quad - \min_{\{p_{xyz}\} \otimes_{i=1}^3 \mathbb{D}\mathbb{S}_i} I(X; Y; Z) \end{aligned} \quad (23)$$

where the first term denotes the minimal information over all local unitary transformations in $\mathbb{S}\mathbb{U}(\mathcal{H}_i)$ of P_q and followed by local projection measurements. The second one is the minimal information over firstly any local probabilistic transformation in $\mathbb{D}\mathbb{S}_i$ and then any distribution of $\{p_{xyz}\}$ with the same sample set as P_c . Interestingly, we have $\Gamma(X; Y; Z) \geq 0$ for any quantum mixed state $P_q = \sum_{x,y,z} p_{xyz}|xyz\rangle\langle xyz|$ while there are entanglements such that

$$\Gamma(X; Y; Z) < 0 \quad (24)$$

One example is from GHZ state $\sqrt{a}|000\rangle + \sqrt{1-a}|111\rangle$ [21]. We can numerically get $-1 \leq \Gamma(X; Y; Z) < 0$ for $a \in (0.0062, 1)$. Instead, it is easy to prove $\Gamma(X; Y; Z) \geq 0$ for any W-type state $a|001\rangle + b|010\rangle + c|100\rangle$ [19]. A further numeric result shows the indistinguishability of the classical W-type distribution and W-type state under one set of measurements (up to the scale 10^{-11}). This provides a witness for the space-dependent nonlocality of quantum entanglement. The present nonlocality is different from the space-independent nonlocality which can exclude all classical realizations [8, 9] or these with the same local decompositions [16].

Discussions

The set bounded by Shannon-type information inequalities is denoted as polymatroidal region. A general problem is to answer whether all the polymatroids are entropic. The negative Shannon information of three random variables implies the existence of non-entropic polymatroids on the boundary of [6, 22, 23]. However, it is not true for four or more random variables, which allow unconstrained non-Shannon-type information inequalities [6]. A natural problem is then to explore the Markov compatibility of general non-Shannon-type information. One method is from so-called multipartite independent networks [24] (Appendix G). The general k -independent quantum network with $k \geq 3$ can generate both negative and positive Shannon information beyond Result 1 for chain network even if both have similar Bell nonlocality [24]. This intrigues new kinds of non-Shannon-type information for any independent set. Another problem is to explore different definition of Shannon-type information [25].

In summary, we provided an operational characterization of negative Shannon information. The main idea is inspired by Bayesian networks. We have featured the intrinsic network compatibility of all tripartite joint distributions. Similar results are proved for quantum entangled networks. This provided a general method for verifying negative Shannon information in a device-independent manner. The present method has inspired a space-dependent nonlocality beyond the space-independent nonlocality. These results should be interesting in the information theory, deep learning, quantum nonlocality, and quantum networks.

Acknowledgements

This work was supported by the National Natural Science Foundation of China (Nos.62172341,61772437), and Shenzhen Institute for Quantum Science and Engineering, Southern University of Science and Technology (Grant No. SIQSE202105).

-
- [1] C.E. Shannon, A mathematical theory of communication, *Bell Syst. Tech. J.* **27**, 379-423, 623-656 (1948).
 - [2] J. von Neumann, Thermodynamik quantummechanischer Gesamtheiten, *Gott. Nach.* **1**, 273-291(1927).
 - [3] E. T. Jaynes, Information theory and statistical mechanics Part I. *Phys. Rev.* **106**, 620-630; *ibid*, **107**, 171-190 (1957).
 - [4] J. Honerkamp, *Statistical Physics*, Springer, Berlin, 1998.
 - [5] S. Fujishige, Polymatroidal dependence structure of a set of random variables, *Info. Contr.* **39**, 55-72 (1978).
 - [6] Z. Zhang and R. W. Yeung. A non Shannon-type conditional inequality of information quantities, *IEEE Trans. Inf. Theory* **43**, 1982-1986, 1997.
 - [7] J. Pearl, *Causality, Models, Reasoning, and Inference*, 2nd edition, Cambridge University Press, 2009.
 - [8] A. Einstein, B. Podolsky, N. Rosen, Can quantum mechanical description of physical reality be considered complete? *Phys. Rev.* **47**, 777-780 (1935).
 - [9] J. S. Bell, On the Einstein-Podolsky-Rosen paradox, *Phys.* **1**, 195 (1964).
 - [10] W. Feller, *An Introduction to Probability Theory and Its Applications*, Vol. 1, J. Wiley & Sons, 3rd dition, New York, 1968.
 - [11] P. Spirtes, N. Glymour, and R. Scheienes, *Causation, Prediction, and Search*, 2nd ed. MIT Press, 2001.
 - [12] J. Tian and J. Pearl. On the testable implications of causal models with hidden variables, In A. Darwiche and N. Friedman (Eds.), *Uncertainty in Artificial Intelligence, Proceedings of the Eighteenth Conference*, Morgan Kaufmann: San Francisco, CA, pp.519-527, 2002.
 - [13] C. Kang and J. Tian, Inequality constraints in causal models with hidden variables, In *Proceedings of the Seventeenth Annual Conference on Uncertainty in Artificial Intelligence (UAI-06)*, MIT, Cambridge, MA, pp.233-240, 2006.
 - [14] M. Zukowski, A. Zeilinger, M. A. Horne, and A. K. Ekert, "Event-ready-detectors" Bell experiment via entanglement swapping, *Phys. Rev. Lett.* **71**, 4287 (1993).
 - [15] G. Birkhoff, Tres observaciones sobre el algebra lineal, *Univ. Nac. Tucuman Rev. Ser. A* **5**, 147-150(1946).
 - [16] M.-O. Renou, E. Bäumer, S. Boreiri, N. Brunner, N. Gisin, and S. Beigi, Genuine quantum nonlocality in the triangle network, *Phys. Rev. Lett.* **123**, 140401 (2019).
 - [17] E. Wolfe, R. W. Spekkens, and T. Fritz, The Inflation Technique for Causal Inference with Latent Variables, *J. Causal Infer.* **7**, 20170020 (2019).
 - [18] M. Navascués and E. Wolfe, The Inflation Technique Completely Solves the Causal Compatibility Problem, *J. Causal Infer.* **8**, 70-91(2020).
 - [19] W. Dür, G. Vidal, and J. I. Cirac, *Phys. Rev. A* **62**, 062314 (2000).
 - [20] P. Spirtes, R. Scheines, C. Meek, T. Richardson, C. Glymour, H. Hoijtink and A. Boomsma, TETRAD 3: Tools for Causal Modeling, program (beta version, October 1996).
 - [21] D. M. Greenberger, M. A. Horne, and A. Zeilinger, in *Bell's Theorem, Quantum Theory and Conceptions of the Universe*, edited by M. Kafatos (Kluwer, Dordrecht, 1989), pp. 69-72.
 - [22] R. Yeung, A framework for linear information inequalities, *IEEE Trans. Inf. Theory* **43**, 1924-1934 (1997).
 - [23] F. Matus, Piecewise linear conditional information inequality, *IEEE Trans. Inf. Theory* **44**, 236-238 (2006).
 - [24] M.-X. Luo, Computationally efficient nonlinear Bell inequalities for quantum networks, *Phys. Rev. Lett.* **120**, 140402 (2018).
 - [25] N. Ay: A refinement of the common cause principle, *Discrete Appl. Math.* **157**, 2439-2457 (2009).
 - [26] D. Bohm, A Suggested Interpretation of the Quantum Theory in "Hidden" Variables. I, *Phys. Rev.* **85**, 166 (1952).
 - [27] T. Fritz Beyond Bell's theorem I: correlation scenarios.

New J. Phys. **14**, 103001(2012).

- [28] M.-O. Renou, Y. Wang, S. Boreiri, S. Beigi, N. Gisin, and N. Brunner, Limits on correlations in networks for quantum and no-signaling resources, *Phys. Rev. Lett.* **123**, 070403 (2019).
- [29] M.-X. Luo, Network configuration theory for all networks, arXiv:2107.05846, 2021
- [30] F. Lad, G. Sanfilippo and G. Agró, Extropy: Complementary Dual of Entropy, *Statistical Science* **30**, 40-58 (2015).

Appendix A. The nonnegative Shannon tripartite mutual information

In this section, we prove $I(X;Y;Z) \geq 0$ if three random variables $\{X, Y, Z\}$ on finite sample spaces consist of a Markov chain, that is, $X \rightarrow Y \rightarrow Z$, $X \rightarrow Z \rightarrow Y$, or $Y \rightarrow X \rightarrow Z$. The following proof holds for each case because of the symmetry of $I(X;Y;Z)$, that is, $I(X;Y;Z) = I(X;Z;Y) = I(Y;X;Z)$.

Assume that X, Y and Z consist of a Markov chain $X \rightarrow Y \rightarrow Z$, that is, X and Z are independent conditional on Y . This implies $p_{xyz} = p_{x|y}p_{z|y}$, where $P_{xyz} = \sum_{xyz} p_{xyz}[xyz]$ is the joint distribution of X, Y and Z , and $p_{x|y}$ and $p_{z|y}$ are marginal conditional distributions. This implies

$$\begin{aligned} I(X;Z|Y) &= H(YZ) + H(XZ) - H(Z) - H(XYZ) \\ &= 0. \end{aligned} \quad (25)$$

Combined with the definition of $I(X;Y;Z)$ we have

$$\begin{aligned} I(X;Y;Z) &= I(X;Z) - I(X;Z|Y) \\ &= I(X;Z) \\ &\geq 0. \end{aligned} \quad (26)$$

This has proved the result.

Appendix B. Proof of Result 1

We prove Result 1 with two different Bayesian networks. One is from classical realizations with measurable variables while the other is from quantum realizations with quantum states.

1. Classical Bayesian networks

We first introduce some basic notions of Bayesian networks [7]. A graph \mathcal{G} consists of a vertices (or nodes) set V , and a edges (or links) set E . The vertices in graphs are corresponding to measurable variables, and the edges denote certain relationships that hold in pairs of variables. A bidirected edge denotes the existence of unobserved common causes. These edges will be marked as curved arcs with two arrowheads (see Fig.2). If all edges are directed, we then have a directed graph.

Directed graphs may include directed cycles (e.g., $X \rightarrow Y \rightarrow Z \rightarrow X$) representing mutual causation or feedback processes, but not self-loops (e.g., $X \rightarrow X$). A graph that contains no directed cycles is called acyclic. A graph that is both directed and acyclic is called a directed acyclic graph (DAG). A family in a graph is a set of nodes containing a node and all its parents.

Definition 1.(Markovian Parents) [7] Let $V = \{X_1, \dots, X_n\}$ be an ordered set of measurable variables, and let $P(v)$ be the joint probability distribution on these variables. A set of variables PA_j is said to be Markovian parents of X_j if PA_j is a minimal set of predecessors of X_j that renders X_j independent of all its other predecessors, that is,

$$p_{x_j|pa_j} = p_{x_j|x_1, \dots, x_{j-1}} \quad (27)$$

and such that no proper subset of PA_j satisfies (27).

Definition 1 implies for each X_j there is a set PA_j of preceding variables for determining its probability. This can be represented by DAG, where PA_j denotes all parent nodes toward the node X_j . Definition 1 provides a simple recursive algorithm for constructing such a DAG for a given $P_{x_1 \dots x_n} = \sum_{x_1, \dots, x_n} p_{x_1 \dots x_n}[x_1 \dots x_n]$ as follows.

Algorithm 1

- (i) Starting with the pair (X_1, X_2) , we draw an arrow from X_1 to X_2 if and only if the two variables are dependent.
- (ii) For X_3 , we draw an arrow from either X_1 or X_2 to X_3 if X_3 is dependent of X_1 or X_2 ;
- (iii) For $j \geq 3$, one can select any minimal set PA_j of X_j 's possible predecessors. And then, draw an arrow from each member in PA_j to X_j .

This follows an iterative algorithm to get a DAG of Bayesian network compatible with the given distribution $P_{x_1 \dots x_n}$. It has shown that PA_j is unique for a given distribution $P_{x_1 \dots x_n}$ [7].

The "hidden variable" (or latent variable) is firstly introduced in Ref.[8] for arguing the incompleteness of quantum mechanics. These additional variables were from the assumptions of the causality and locality. Instead, Bohm [26] construct a hidden variable interpretation of elementary quantum theory. That particular interpretation has indeed a grossly nonlocal structure, according to the result to be proved by Bell [9]. Especially, the result A of measuring Π_A is depending on its physical observable and hidden variable, that is, $p(\Pi_A) = \int_{\lambda} A(\Pi_A, \lambda) \mu(\lambda) d\lambda$, $\mu(\lambda)$ is the probability distribution of λ . Thus the expectation value of two measurements Π_A and Π_B is given by

$$P_h(\Pi_A, \Pi_B) = \int d\lambda \mu(\lambda) A(\Pi_A, \lambda) B(\Pi_B, \lambda). \quad (28)$$

This is generally inconsistent with the quantum mechanical expectation value $P_q(\Pi_A, \Pi_B)$ on compose system

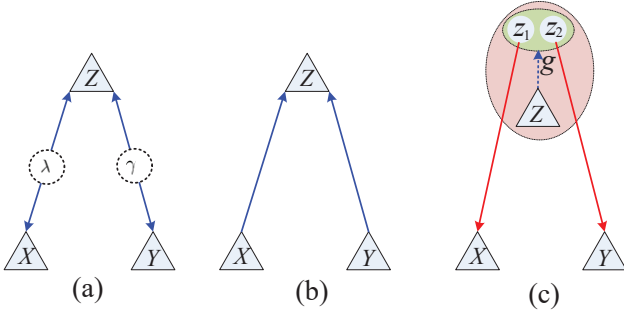


FIG. 4: (Color online) Simulating chain network. (a) Classical chain network consisting of two latent measurable variables. (b) Chain Bayesian network for representing the distribution P_{xyz} satisfying the decomposition (31). Here, $g : \mathcal{Z} \rightarrow \mathcal{Z}_1 \times \mathcal{Z}_2$ is classical post-processing function for any $z \in \mathcal{Z}$. (c) Chain network for representing the distribution P_{xyz} satisfying the decomposition (30).

ρ_{AB} for more than one set of measurements, that is, $P_h(\Pi_A, \Pi_B) \neq P_q(\Pi_A, \Pi_B)$ which is firstly verified with Bell inequality [9]. Nevertheless, they are consistent with each other for single set of measurements.

Our goal in this section is to prove Result 1 by using classical chain network, as shown in Fig.4(a). Specially, this classical realization is rigid which includes two sub-cases as follows:

- C1. Any distribution P_{xyz} derived from local measurement on classical networks satisfies

$$\begin{aligned} I(X; Y) &= 0, \\ I(X; Y|Z) &\geq 0, \end{aligned} \quad (29)$$

which includes negative and zero information beyond Result 1.

- C2. For any distribution $P_{xyz} = \sum_{xyz} p_{xyz}[xyz]$ satisfying the condition (29) there exists local post-processing function $g : \mathcal{Z} \rightarrow \mathcal{Z}_1 \times \mathcal{Z}_2$ satisfying

$$P_{xyz} = P_{xyg(z_1 z_2)}, \quad (30)$$

where $P_{xyz_1 z_2}$ is compatible with a chain network, that is, $P_{xyz_1 z_2} = P_{xz_1} P_{yz_2}$, $P_{xz_1} = \sum_{xz_1} p_{xz_1}[xz_1]$ and $P_{yz_2} = \sum_{yz_2} p_{yz_2}[yz_2]$.

The proof is as follows.

Case 1. For a given chain network in Fig.4(a), consider its classical realization with two independent measurable variables λ_1 and λ_2 . This implies a network decomposition of any joint distribution $P_{xyz} = \sum_{xyz} p_{xyz}[xyz]$ as

$$p_{xyz} = \int_{\Omega} p(x|\lambda) p(y|\gamma) p(z|\lambda, \gamma) \mu(\lambda) \mu(\gamma) d\lambda d\gamma, \quad (31)$$

where $\Omega = \Omega_1 \times \Omega_2$. It is forward to prove that

$$\begin{aligned} p_{xy} &= \sum_z p_{xyz} \\ &= \sum_z \int_{\Omega} p(x|\lambda) p(y|\gamma) p(z|\lambda, \gamma) \mu(\lambda) \mu(\gamma) d\lambda d\gamma \\ &= \int_{\Omega} p(x|\lambda) p(y|\gamma) \mu(\lambda) \mu(\gamma) d\lambda d\gamma \\ &= \int_{\Omega_1} p(x|\lambda) \mu(\lambda) d\lambda \int_{\Omega_2} p(y|\gamma) \mu(\gamma) d\gamma \\ &= p_x p_y, \end{aligned} \quad (32)$$

where $p_x = \sum_{yz} p_{xyz}$ and $p_y = \sum_{xz} p_{xyz}$. This implies that the distribution P_{xyz} defined in Eq.(31) satisfies the condition (29).

Case 2. For a specific joint distribution $P_{xyz} = \sum_{x,y,z} p_{xyz}[xyz]$ with three random variables X, Y and Z on finite sample spaces, assume that P_{xyz} satisfies $I(X; Y) = I(X; Y|Z) = 0$, that is, X and Y are both independent and conditional independent on Z . In this case, we have Markovian decomposition of p_{xyz} as

$$p_{xyz} = p_x p_y p_{z|xy}, \quad \forall, x, y, z, \quad (33)$$

$$p_{xyz} = p_z p_{x|z} p_{y|z}, \quad \forall, x, y, z. \quad (34)$$

From Algorithm 1 stated above, we can obtain two chain networks: one represents the distribution P_{xyz} with two edges from X to Z and Y to Z , the other represents the distribution P_{xyz} with two edges from Z to X and Z to Y . Both imply an undirected Bayesian network. This has completed the proof.

In what follows, we prove the result by considering P_{xyz} satisfies $I(X; Y) = 0$ and $I(X; Y|Z) > 0$. This implies a Markovian decomposition of Eq.(33). From Algorithm 1 stated above, we can obtain a chain network consisting of two edges for representing the distribution P_{xyz} , one is from X to Z and the other is Y to Z , as shown in Fig.4(b), that is, two independent variables X and Y are the predecessors of Z .

We will prove the converse-directed chain Bayesian network shown in Fig.4(c) for representing the distribution P_{xyz} satisfying Eq.(30). The distribution P_{xyz} is rewritten into

$$P_{xyz} = \sum_{xy} p_{xy}[xy] \times Q_{xy}, \quad (35)$$

where $p_{xy} = \sum_z p_{xyz}$, and Q_{xy} denotes the probability distribution of Z conditional on $X = x$ and $Y = y$ and is defined by

$$Q_{xy} = \sum_z p_{z|xy}[z] \quad (36)$$

with $p_{z|xy} = \frac{p_{xyz}}{p_{xy}}$.

Consider a joint distribution from the chain network as

$$\begin{aligned} P_{xyz_1 z_2} &= P_{xz_1} P_{yz_2} \\ &= \sum_{x=z_1, y=z_2} p_x p_y [xyz_1 z_2], \end{aligned} \quad (37)$$

where $P_{xz_1} = \sum_{x,z_1} p_{xz_1}[xz_1]$ and $P_{yz_2} = \sum_{y,z_2} p_{yz_2}[yz_2]$. From the condition (29), it follows from Eq.(35) that

$$P_{xyz} = \sum_{xy} p_x p_y[xy] \times Q_{xy}. \quad (38)$$

Hence, it is sufficient to show that the distribution (38) can be obtained from the distribution (37) using local classical post-processing of Z_1 and Z_2 . Note that Q_{xy} in Eq.(36) is a probability distribution, that is $\sum_z \frac{p_{xyz}}{p_{xy}} = \sum_z p_{z|xy} = 1$. Define the following classical mapping

$$g : [z_1 = x, z_2 = y] \mapsto Q_{xy}, \forall x, y, \quad (39)$$

that is, the output of $z_1 = x$ and $z_2 = y$ is mapping into a probability distribution Q_{xy} . g is a classical post-processing function of probability. In fact, define a non-negative matrix as

$$S_{xy} = \begin{pmatrix} g_{1,1}(\vec{v}) \\ \vdots \\ g_{x,y}(\vec{v}) \\ \vdots \\ g_{n,n}(\vec{v}) \end{pmatrix}, \quad (40)$$

where $\vec{v} = (p_{z=1|xy}, \dots, p_{z=n|xy}, 0, \dots, 0)$ denotes n^2 -dimensional nonnegative vector associated with the probability distribution Q_{xy} , $g_{i,j}$ denote n^2 different permutations of vector \vec{v} such that $g_{x,y}(\vec{v}) = \vec{v}$ for each pair of x and y . Here, we assume there are n samples of x, y . This implies

$$\vec{e}_{xy} \cdot S_{xy} = \vec{v}, \forall x, y, \quad (41)$$

where \vec{e}_{xy} denotes the n^2 -dimensional unit vector with the xy -th component being 1 and others being 0. It is easy to prove that S_{xy} are double stochastic matrices, that is, the entries are non-negative, and each row and column sums to 1. From Birkhoff's theorem [15], it shows that the set of doubly stochastic matrices is a convex set whose extreme points are the permutation matrices. This means that all the transformations S_{xy} can be realized in statistics. Moreover, all the outputs $\{xy\}$ are distinguishable. This means that each S_{xy} can be locally performed for each pair of outputs x and y . So, we have proved that the distribution (38) can be obtained from the distribution (37) by using local classical post-processing of Z_1 and Z_2 . From Algorithm 1, we obtain the Bayesian network in Fig.4(c).

In classical realization of Bayesian network, since the variables x and y are independent, from Eq.(6) there are two independent measurable variables λ_1 and λ_2 such that

$$p_x = \int_{\Omega_1} p(x|\lambda) \mu(\lambda) d\lambda, \quad (42)$$

$$p_y = \int_{\Omega_2} p(y|\gamma) \mu(\gamma) d\gamma, \quad (43)$$

where $p(x|\lambda)$ and $p(y|\gamma)$ are characteristic functions, that is, $p(x|\lambda), p(y|\gamma) \in \{0, 1\}$. Note that the function (39) is measurable. Combined with Eqs.(6) and (30) we get from the independence of X and Y that

$$p_{xyz} = \int_{\Omega} p(x|\lambda) p(y|\gamma) g(p((z_1 z_2)|\lambda, \gamma)) \mu(\lambda) d\lambda \mu(\gamma) d\gamma \quad (44)$$

where $\Omega = \Omega_1 \times \Omega_2$, as shown in Fig.4(a). This has completed the proof.

2. Quantum chain networks

In Hilbert space formulation, for every physical system A , its pure state is represented by a normalized vector $|\phi\rangle$ in a Hilbert space \mathcal{H}_A . Here, we only consider the finite-dimensional Hilbert space, that is, each system has only finite distinguishable states. A mixing of pure states $\{|\phi_i\rangle\}$ is represented by its density matrix $\rho = \sum_i p_i |\phi_i\rangle \langle \phi_i|$ on Hilbert space \mathcal{H}_A , where $\{p_i\}$ is a probability distribution. A measurement Π in the system A corresponds to an ensemble of projection operators or generalized positive semidefinite operators $\{\Pi_x\}$ satisfying $\sum_x \Pi_x = \mathbb{1}_A$ with the identity operator $\mathbb{1}_A$. From the Born rule, for the outcome x its quantum probability is given by

$$p_x = \text{Tr}(\Pi_x \rho). \quad (45)$$

The state of any compose systems is associated with vectors or ensembles on the tensor of Hilbert spaces $\otimes_i \mathcal{H}_{A_i}$. For any bipartite state ρ_{AB} on Hilbert space $\mathcal{H}_A \otimes \mathcal{H}_B$, it is entanglement [8] if it cannot be decomposed into a separable state as

$$\rho = \sum_i p_i \varrho_i^{(A)} \otimes \varrho_i^{(B)}, \quad (46)$$

where $\{p_i\}$ is a probability distribution, $\varrho_i^{(A)}$ are states of the system A and $\varrho_i^{(B)}$ are states of the system B .

Our goal in this section is to prove Result 1 by using quantum chain network, as shown in Fig.2(b). Specially, the quantum realization is also rigid, that is, any distribution P_{xyz} derived from local measurements on this quantum network satisfies Eq.(29). Moreover, for any distribution $P_{xyz} = \sum_{xyz} p_{xyz}[xyz]$ satisfy the condition (29) there exists a quantum chain network consisting of two bipartite states ρ_{AC_1} on Hilbert space $\mathcal{H}_A \otimes \mathcal{H}_{C_1}$ and ϱ_{BC_2} on Hilbert space $\mathcal{H}_B \otimes \mathcal{H}_{C_2}$, and local measurements $\{\Pi_x^{(A)}\}$, $\{\Pi_y^{(B)}\}$ and $\{\Pi_z^{(C_1 C_2)}\}$ such that

$$p_{xyz} = \text{Tr}((\Pi_x^{(A)} \otimes \Pi_y^{(B)} \otimes \Pi_z^{(C_1 C_2)})(\rho_{AC_1} \otimes \varrho_{BC_2})). \quad (47)$$

In fact, consider a quantum network consisting of any bipartite states ρ_{AC_1} on Hilbert space $\mathcal{H}_A \otimes \mathcal{H}_{C_1}$ and ϱ_{BC_2} on Hilbert space $\mathcal{H}_B \otimes \mathcal{H}_{C_2}$. For any POVM measurements $\{\Pi_x^{(A)}\}$, $\{\Pi_y^{(B)}\}$ and $\{\Pi_z^{(C_1 C_2)}\}$, we have

$$p_{xy} = \text{Tr}((\Pi_x^{(A)} \otimes \Pi_y^{(B)})(\rho_A \otimes \varrho_B)), \quad (48)$$

where ρ_A and ρ_B are reduced density matrices of the systems A and B , respectively. It follows that $p_{xy} = p_x p_y$ which satisfies the condition (29).

In fact, the proof in Appendix A has suggested a proof by using mixed states for quantum networks, where we can define $\rho_{AC_1} = \sum_{x,z_1} p_{xz_1} |xz_1\rangle\langle xz_1|$ and $\rho_{BC_2} = \sum_{y,z_2} p_{yz_2} |yz_2\rangle\langle yz_2|$. Each particle is measured under the computation basis $\{|x\rangle\}$, $\{|y\rangle\}$ or $\{|z_i\rangle\}$. The output of $z_1 z_2$ is transformed into z by using classically post-proposing function (39). Note that the post-proposing function is depending of the output $z_1 z_2$. This generally cannot be realized by local quantum measurements on C_1 and C_2 . Instead, in what follow we consider a quantum network consisting of two entangled states. With new quantum realization, any distribution satisfying the condition (29) can be generated by local quantum measurements without classical post-progressing.

For a given distribution $P_{xyz} = \sum_{xyz} p_{xyz} [xyz]$ satisfying the condition (29), we get marginal distributions $P_{xy} = \sum_{xy} p_{xy} [xy]$, $P_x = \sum_x p_x [x]$ and $P_y = \sum_y p_y [y]$, where $p_{xy} = \sum_z p_{xyz}$, $p_x = \sum_{y,z} p_{xyz}$, and $p_y = \sum_{x,z} p_{xyz}$. Define a general joint state

$$|\Phi\rangle_{ABC} = \sum_{x,y,z} \sqrt{p_{xyz}} |x,y,z\rangle \quad (49)$$

from joint distribution P_{xyz} . It follows that

$$p_{xyz} = \text{Tr}(|x\rangle\langle x| \otimes |y\rangle\langle y| \otimes |z\rangle\langle z| |\Phi\rangle\langle\Phi|), \quad (50)$$

that is, the quantum probability under local projection measurement is compatible with the given distribution P_{xyz} .

From two distributions P_x and P_y , define two entangled states

$$|\phi_1\rangle_{A_1 C_1} = \sum_x \sqrt{p_x} |x, x\rangle, \quad (51)$$

$$|\phi_2\rangle_{B_1 C_2} = \sum_y \sqrt{p_y} |y, y\rangle. \quad (52)$$

It follows that

$$\begin{aligned} |\phi_1\rangle_{A_1 C_1} |\phi_2\rangle_{B_1 C_2} &= \sum_{x,y} \sqrt{p_x p_y} |x, y\rangle_{A' B'} |x, y\rangle_{C_1 C_2} \\ &= \sum_{x,y} \sqrt{p_{xy}} |x, y\rangle_{A' B'} |x, y\rangle_{C_1 C_2} \end{aligned} \quad (53)$$

from the equality of $p_{xy} = p_x p_y$ because of the condition (29). The reduced density matrix of the joint system $A' B'$ is given by

$$\rho_{A' B'} = \rho_{A'} \otimes \rho_{B'}, \quad (54)$$

where $\rho_{A'} = \sum_x p_x |x\rangle\langle x|$ and $\rho_{B'} = \sum_y p_y |y\rangle\langle y|$.

Now, from Eq.(53) we get the Schmidt decomposition of $|\phi_1\rangle_{A_1 C_1} |\phi_2\rangle_{B_1 C_2}$ as

$$|\phi_1\rangle_{A_1 C_1} |\phi_2\rangle_{B_1 C_2} = \sum_{x,y} \sqrt{p_{xy}} |x, y\rangle_{A' B'} |x, y\rangle_{C_1 C_2}, \quad (55)$$

where $\{|x, y\rangle\}$ are orthogonal states from the distinguishability of samples $\{x\}$ and $\{y\}$.

From Eq.(49) we have

$$|\Phi\rangle_{ABC} = \sum_{x,y} \sqrt{p_{xy}} |xy\rangle_{AB} |\varphi_{xy}\rangle_C, \quad (56)$$

where $|\varphi_{xy}\rangle_C = \sum_z \sqrt{\frac{p_{xyz}}{p_{xy}}} |z\rangle$ denote some states of the system Z . We complete the proof with two subcases, that is, $\{|\varphi_{xy}\rangle_C\}$ are orthogonal states or not.

- Assume that $|\varphi_{xy}\rangle_C$ are orthogonal states. In this case, there is a local unitary mapping given by $U : |\varphi_{xy}\rangle_C \mapsto |xy = z\rangle_{C_1 C_2}$ because Eq.(56) is Schmidt decomposition of $|\Phi\rangle$. This implies

$$(\mathbb{1}_{AB} \otimes U_C^{-1}) |\Phi\rangle_{ABC} = |\Phi\rangle_{ABC}. \quad (57)$$

By performing local measurements under projections $\{\Pi_x = |x\rangle\langle x|_{A_1}\}$, $\{\Pi_y = |y\rangle\langle y|_{B_1}\}$ and $\{\Pi_{\varphi_{xy}} = |\varphi_{xy}\rangle\langle\varphi_{xy}|_C\}$, we get a joint distribution $P_{xyz} = \sum_{xyz} q_{xyz} [xyz]$ with

$$\begin{aligned} q_{xyz} &= \text{Tr}((\Pi_x \otimes \Pi_y \otimes \Pi_{\varphi_{xy}}) \rho_1 \otimes \rho_2) \\ &= \text{Tr}((\Pi_x \otimes \Pi_y \otimes \Pi_z) (\mathbb{1}_{AB} \otimes U_C^{-1}) (\rho_1 \otimes \rho_2)) \\ &= p_{xyz} \end{aligned} \quad (58)$$

from Eqs.(50) and (57), where $\rho_i = |\phi_i\rangle\langle\phi_i|$, and $\{\Pi_z = |z\rangle\langle z|_{C_1 C_2}\}$. This has completed the proof.

- Assume that $|\varphi_{xy}\rangle_C$ are not orthogonal states. In this case, we define local transformations U_{xy} on the systems $C_1 C_2$ and C' as follows

$$U_{xy} : |xy\rangle_{C_1 C_2} |0\rangle_{C'} \mapsto |xy\rangle_{C_1 C_2} |\varphi_{xy}\rangle_{C'} \quad (59)$$

for any x, y , where C' is an axillary system in the state $|0\rangle$. After these local operations being performed on the joint system $C_1 C_2$, the total state of chain quantum network is changed into

$$\begin{aligned} |\Psi\rangle_{A_1 B_1 C_1 C_2 C'} &= (\mathbb{1}_{A_1 B_1} \otimes_{xy} U_{xy}) |\phi_1\rangle_{A_1 C_1} |\phi_2\rangle_{B_1 C_2} |0\rangle_{C'} \\ &= \sum_{x,y} \sqrt{p_{xy}} |xy\rangle_{A_1 B_1} |xy\rangle_{C_1 C_2} |\varphi_{xy}\rangle_{C'}. \end{aligned} \quad (60)$$

By performing local measurements under projections $\{\Pi_x = |x\rangle\langle x|_{A_1}\}$, $\{\Pi_y = |y\rangle\langle y|_{B_1}\}$, $\{\Pi_{xy} = |xy\rangle\langle xy|_{C_1 C_2}\}$ and $\{\Pi_{\varphi_{xy}} = |\varphi_{xy}\rangle\langle\varphi_{xy}|_{C'}\}$, we get a joint distribution $P_{xyz} = \sum_{xyz} q_{xyz} [xyz]$ with

$$\begin{aligned} q_{xyz} &= \text{Tr}((\Pi_x \otimes \Pi_y \otimes \Pi_{xy} \otimes \Pi_{\varphi_{xy}}) \rho_1 \otimes \rho_2 \otimes |0\rangle\langle 0|_{C'}) \\ &= \text{Tr}((\Pi_x \otimes \Pi_y \otimes \Pi_{xy} \otimes \Pi_z) (\mathbb{1}_{A_1 B_1} \otimes_{xy} U_{xy}) \\ &\quad \times (\rho_1 \otimes \rho_2 \otimes |0\rangle\langle 0|_{C'})) \\ &= \text{Tr}((\Pi_x \otimes \Pi_y \otimes \Pi_{xy} \otimes \Pi_z) |\Psi\rangle\langle\Psi|) \\ &= p_{xyz} \end{aligned} \quad (61)$$

from Eqs.(50) and (60). This has completed the proof.

Appendix C. Proofs of Inequalities (16) and (17)

For a triangle network consisting of three independent random variables X, Y and Z on finite sample spaces the joint distribution satisfies the following inequality [27] as

$$H(X) + H(Y) + H(Z) \leq H(X, Y) + H(Y, Z). \quad (62)$$

Combining with the definition of $I(X; Y; Z)$ it implies that

$$\begin{aligned} I(X; Y; Z) &= H(X) + H(Y) + H(Z) + H(X, Y, Z) \\ &\quad - H(X, Y) - H(Y, Z) - H(X, Z) \\ &\leq H(X, Y, Z) - H(X, Z) \\ &= H(Y|X, Z). \end{aligned} \quad (63)$$

Similarly, by considering the cyclic permutation of three random variables in the inequality (70), it follows that

$$I(X; Y; Z) \leq H(X|Y, Z), \quad (64)$$

$$I(X; Y; Z) \leq H(Z|X, Y). \quad (65)$$

This implies the upper bound in the inequality (16).

Now, we prove the lower bound of triangle mutual information by using Finner inequality [28] of

$$p_{xyz} \leq \sqrt{p_x p_y p_z}, \quad (66)$$

where $P_{xyz} = \sum_{x,y,z} p_{xyz} [xyz]$ is a given joint distribution derived from triangle network consisting of three independent measurable variables λ, γ and η . $P_x = \sum_x p_x$, $P_y = \sum_y p_y$ and $P_z = \sum_z p_z$ are marginal distributions. The inequality (66) implies

$$\begin{aligned} H(X, Y, Z) &= \sum_{x,y,z} p_{xyz} \log \frac{1}{p_{xyz}} \\ &\geq \sum_{x,y,z} p_{xyz} \log \frac{1}{\sqrt{p_x p_y p_z}} \\ &= \frac{1}{2} \sum_{x,y,z} p_{xyz} \left(\log \frac{1}{p_x} + \log \frac{1}{p_y} + \log \frac{1}{p_z} \right) \\ &= \frac{1}{2} \left(\sum_x p_x \log \frac{1}{p_x} + \sum_y p_y \log \frac{1}{p_y} \right. \\ &\quad \left. + \sum_z p_z \log \frac{1}{p_z} \right) \\ &= \frac{1}{2} (H(X) + H(Y) + H(Z)) \end{aligned} \quad (67)$$

from the increasing function of $f(x) = \log x$. Combining with the definition of $I(X; Y; Z)$, it follows the inequality (17).

For a triangle network consisting of one latent variable λ , its joint distribution P_{xyz} satisfies as

$$\begin{aligned} I(X; Y; Z) &\leq 4H(X, Y, Z) - H(X, Y) \\ &\quad - H(X, Z) - H(Y, Z) \end{aligned} \quad (68)$$

and

$$\begin{aligned} I(X; Y; Z) &> \frac{4}{3} (H(X) + H(Y) + H(Z)) \\ &\quad - H(X, Y) - H(X, Z) - H(Y, Z) \end{aligned} \quad (69)$$

In fact, we have recently proved [29] that

$$p_{xyz} \leq (p_x p_y p_z)^{\frac{1}{3}} \quad (70)$$

for any p_{xyz} . Similar to the inequality (67) we have

$$H(X, Y, Z) \leq \frac{1}{3} (H(X) + H(Y) + H(Z)) \quad (71)$$

This implies the inequalities (68) and (69) from the definition of $I(X; Y; Z)$.

Appendix D. Negative Shannon information of the W-type distribution

Consider the following W-type distribution

$$P_{xyz} = a[001] + b[010] + c[100] \quad (72)$$

with $a + b + c = 1$. It yields to marginal distributions as

$$\begin{aligned} P_x &= (1 - c)[0] + c[1] \\ P_y &= (1 - b)[0] + b[1] \\ P_z &= (1 - a)[0] + a[1] \\ P_{xy} &= a[00] + b[01] + c[10] \\ P_{yz} &= c[00] + a[01] + b[10] \\ P_{xz} &= b[00] + a[01] + c[10] \end{aligned} \quad (73)$$

From the definitions of Shannon entropy (1) we get

$$\begin{aligned} H(X) &= -c \log_2 c - (1 - c) \log_2 (1 - c), \\ H(Y) &= -b \log_2 b - (1 - b) \log_2 (1 - b), \\ H(Z) &= -a \log_2 a - (1 - a) \log_2 (1 - a), \\ H(X, Y) &= H(X, Z) = H(Y, Z) = H(X, Y, Z) \\ &= -a \log_2 a - b \log_2 b - c \log_2 c \end{aligned} \quad (74)$$

This implies Shannon mutual information as

$$\begin{aligned} I_w(X; Y; Z) &= H(X) + H(Y) + H(Z) + H(X, Y, Z) \\ &\quad - H(X, Y) - H(X, Z) - H(Y, Z) \\ &= a \log_2 a + b \log_2 b + c \log_2 c \\ &\quad - (1 - a) \log_2 (1 - a) - (1 - b) \log_2 (1 - b) \\ &\quad - (1 - c) \log_2 (1 - c) \\ &< 0 \end{aligned} \quad (75)$$

from [30, Appendix A]. Here, the total Shannon mutual information of the W-type distribution is shown in Fig.5.

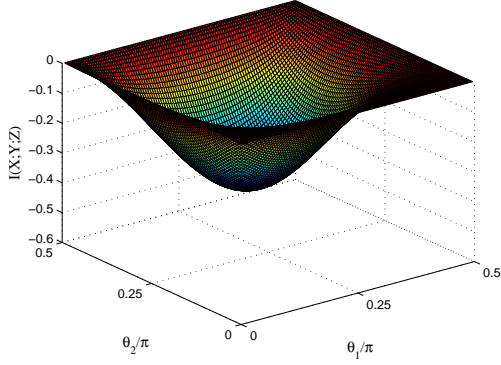


FIG. 5: (Color online) the total mutual information $I_w(X;Y;Z)$ of the W-type distribution $P_{xyz} = a[001] + b[010] + c[100]$. Here, $a = \cos^2 \theta_1$, $b = \sin^2 \theta_1 \cos^2 \theta_2$ and $c = \sin^2 \theta_1 \sin^2 \theta_2$, $\theta_1, \theta_2 \in (0, \frac{\pi}{2})$.

Moreover, consider classical transformations of the W-type distribution (72) with local doubly stochastic matrices defined by

$$U_x = \begin{pmatrix} \cos^2 \gamma_1 & \sin^2 \gamma_1 \\ \sin^2 \gamma_1 & \cos^2 \gamma_1 \end{pmatrix}, \quad (76)$$

$$U_y = \begin{pmatrix} \cos^2 \gamma_2 & \sin^2 \gamma_2 \\ \sin^2 \gamma_2 & \cos^2 \gamma_2 \end{pmatrix}, \quad (77)$$

$$U_z = \begin{pmatrix} \cos^2 \gamma_3 & \sin^2 \gamma_3 \\ \sin^2 \gamma_3 & \cos^2 \gamma_3 \end{pmatrix} \quad (78)$$

Define two quantities

$$I_1(X;Y;Z) = \max_{\gamma_1, \gamma_2, \gamma_3} \{I(X;Y;Z)\}, \quad (79)$$

$$I_2(X;Y;Z) = \min_{\gamma_1, \gamma_2, \gamma_3} \{I(X;Y;Z)\}, \quad (80)$$

Interestingly, assisted by numeric simulations the maximal Shannon mutual information $I_1(X;Y;Z)$ over all probabilistic transformations (76)-(78) is almost constant for any a, b, c , that is, $I_1(X;Y;Z) \approx 0.5307$. Meanwhile, the W-type distribution (72) achieves the minimal Shannon mutual information according to the local probabilistic transformations (76)-(78), that is,

$$I_w(X;Y;Z) \approx I_2(X;Y;Z) \quad (81)$$

up to the error scale of 10^{-7} .

Appendix E. Generalized W-type distributions (18) and (19)

In this section we firstly prove how to verify generalized W-type distributions (18) and (19) by using the network inflation [17]. And then, we prove the negative Shannon mutual information for these distributions.

1. Witnessing generalized W-type distribution

In this section we prove that any one of the following W-type distributions

$$P_{xyz} = a[001] + b[010] + c[100] + d[011] \quad (82)$$

$$P_{xyz} = a[001] + b[010] + c[100] + d[101] \quad (83)$$

$$P_{xyz} = a[001] + b[010] + c[100] + d[110] \quad (84)$$

$$P_{xyz} = a[010] + b[011] + c[100] + d[101] \quad (85)$$

$$P_{xyz} = a[001] + b[010] + c[101] + d[110] \quad (86)$$

$$P_{xyz} = a[001] + b[011] + c[100] + d[110] \quad (87)$$

is compatible with tripartite network consisting of one variable for any $a, b, c, d \in (0, 1)$ and $a + b + c + d = 1$ using the second-order inflation method [17]. Here, we only consider the distributions (82) and (85) while similar proof holds for other distributions from the permutations of three variables.

Case 1. We prove the distribution P_{xyz} in Eq.(82) which is compatible with the tripartite network consisting of three latent variables, as shown in Fig.3(a).

From Eq.(82) we get the marginal distributions as follows

$$P_{xy} = a[00] + c[10] + (b + d)[01], \quad (88)$$

$$P_{yz} = c[00] + b[10] + a[01] + d[11], \quad (89)$$

$$P_{xz} = c[10] + b[00] + (a + d)[01], \quad (90)$$

$$P_x = (b + a + d)[0] + c[1], \quad (91)$$

$$P_y = (a + c)[0] + (b + d)[1], \quad (92)$$

$$P_z = (b + c)[0] + (a + d)[1] \quad (93)$$

for any $a, b, c \in (0, 1)$ and $a + b + c + d = 1$. Suppose that P_{xyz} is compatible with the triangle network consisting of random variables X, Y and Z (generated from latent variables λ, γ and η), as shown in Fig.3(a). A second-order spiral inflation is shown in Fig.3(b). Consider the first-order inflation network consisting of random variables X_1, Y_1 and Z_1 (generated from latent variables λ_1, γ_1 and η_1). From Lemma 4 [17], it follows all the marginal distributions of $\{ABC\}, \{XZ_1\}, \{Y_1Z\}, \{X_1Y\}, \{X_1\}, \{Y_1\}$ and $\{Z_1\}$ which have the same marginal distribution with Eqs.(88)-(93) should be compatible with the first-order inflation network in Fig.3(b), that is,

$$P_{xz_1} = c[10] + b[00] + (a + d)[01], \quad (94)$$

$$P_{y_1z} = c[00] + b[10] + a[01] + d[11], \quad (95)$$

$$P_{x_1y} = a[00] + c[10] + (b + d)[01], \quad (96)$$

$$P_{x_1} = P_x, P_{y_1} = P_y, P_{z_1} = P_z \quad (97)$$

From Eq.(94) it implies that $X = 0$ whenever $Z_1 = 1$. Similarly, we get $Y = 0$ whenever $X_1 = 1$ from Eq.(96), that is,

$$Pr(X = 0|Z_1 = 1) = Pr(Y = 0|X_1 = 1) = 1 \quad (98)$$

Consider the second-order inflation network consisting of random variables X_2, Y_2 and Z_2 (generated from latent variables λ_2, γ_2 and η_2). From

Lemma 4 [17], it follows all the marginal distributions of $\{XYZ\}, \{YZ_2\}, \{XY_2\}, \{X_2Z\}, \{X_2\}, \{Y_2\}$ and $\{Z_2\}$ which have the same marginal distribution with Eqs.(88)-(93) should be compatible with the second-order inflation network in Fig.3(b), that is,

$$P_{yz_2} = c[00] + b[10] + a[01] + d[11], \quad (99)$$

$$P_{xy_2} = a[00] + c[10] + (b + d)[01], \quad (100)$$

$$P_{x_2z} = c[10] + b[00] + (a + d)[01], \quad (101)$$

$$P_{x_2} = P_x, P_{y_2} = P_y, P_{z_2} = P_z \quad (102)$$

From Eq.(100) it implies that $X = 0$ whenever $Y_2 = 1$. Similarly, we get $Z = 0$ whenever $X_2 = 1$ from Eq.(101), that is,

$$Pr(X = 0|Y_2 = 1) = Pr(Z = 0|X_2 = 1) = 1 \quad (103)$$

From Fig.3(b) the inflation shows the random variables $X_1, Y_1, Z_1, X_2, Y_2, Z_2$ should be marginally independent in any compatible distribution. From Eqs.(93) and (97) it follows that

$$Pr[X_1 = Z_1 = X_2 = Y_2 = 1] \neq 0 \quad (104)$$

Combined with Eqs.(98) and (103), it follows that

$$Pr[X = Y = Z = 0] \neq 0 \quad (105)$$

which is contradicted to Eq.(82). This has proved that the distribution (82) is incompatible with the tripartite network in Fig.3(a).

Case 2. We prove the distribution (85) is compatible with the tripartite network consisting of three latent variables, as shown in Fig.3(a).

From Eq.(85) we get the marginal distributions as follows

$$P_{xy} = (a + b)[01] + (c + d)[10], \quad (106)$$

$$P_{yz} = c[00] + a[01] + d[10] + b[11], \quad (107)$$

$$P_{xz} = a[00] + b[01] + c[10] + d[11], \quad (108)$$

$$P_x = (a + b)[0] + (c + d)[1], \quad (109)$$

$$P_y = (c + d)[0] + (a + b)[1], \quad (110)$$

$$P_z = (a + c)[0] + (b + d)[1] \quad (111)$$

for any $a, b, c, d \in (0, 1)$ and $a + b + c + d = 1$. Suppose that P_{xyz} is compatible with the triangle network consisting of three latent variables, as shown in Fig.3(a). From Lemma 4 [17] it follows all the marginal distributions of sets $\{ABC\}, \{XZ_1\}, \{Y_1Z\}, \{X_1Y\}, \{X_1\}, \{Y_1\}$ and $\{Z_1\}$ which have the same marginal distribution with Eqs.(106)-(111) should be compatible with the first-order inflation network in Fig.3(b), that is,

$$P_{y_1z} = c[00] + a[01] + d[10] + b[11], \quad (112)$$

$$P_{x_1y} = (a + b)[01] + (c + d)[10], \quad (113)$$

$$P_{x_1z} = a[00] + b[01] + c[10] + d[11], \quad (114)$$

$$P_{x_1} = P_x, P_{y_1} = P_y, P_{z_1} = P_z. \quad (115)$$

From Eq.(113) it implies that $Y = 0$ whenever $X_1 = 1$, that is,

$$Pr(Y = 0|X_1 = 1) = 1. \quad (116)$$

Moreover, all the marginal distributions of $\{XYZ\}, \{YZ_2\}, \{XY_2\}, \{X_2Z\}, \{X_2\}, \{Y_2\}$, and $\{Z_2\}$ which have the same marginal distribution with Eqs.(106)-(111) should be compatible with the second-order inflation network in Fig.3(b), that is,

$$P_{yz_2} = c[00] + a[01] + d[10] + b[11], \quad (117)$$

$$P_{xy_2} = (a + b)[01] + (c + d)[10], \quad (118)$$

$$P_{x_2z} = a[00] + b[01] + c[10] + d[11], \quad (119)$$

$$P_{x_2} = P_x, P_{y_2} = P_y, P_{z_2} = P_z. \quad (120)$$

From Eq.(118) it implies that $X = 0$ whenever $Y_2 = 1$, that is,

$$Pr(X = 0|Y_2 = 1) = 1 \quad (121)$$

From Eqs.(111) and (115) it follows that

$$Pr[X_1 = Z_2 = 1] \neq 0. \quad (122)$$

Combined with Eqs.(116) and (121), it follows that

$$Pr[X = Y = 0] \neq 0, \quad (123)$$

which contradicts to Eq.(85). This has proved that the distribution (85) is incompatible with the tripartite network in Fig.3(a).

2. Negative Shannon mutual information

Here, we firstly consider the W-type distribution (82). We show that its Shannon mutual information satisfies $I_{ws}(X; Y; Z) \leq 0$ for the subcase of $a = c$ or $b = c$. Similar proofs hold for other two distributions (83) and (84). In fact, from the marginal distributions (88)-(93) we get

$$H(X) = -c \log_2 c - (1 - c) \log_2 (1 - c),$$

$$H(Y) = -(b + d) \log_2 b - (a + c) \log_2 (a + c),$$

$$H(Z) = -(a + d) \log_2 (a + d) - (b + c) \log_2 (b + c),$$

$$H(X, Y) = -a \log_2 a - (b + d) \log_2 (b + d) - c \log_2 c,$$

$$H(X, Z) = -b \log_2 b - (a + d) \log_2 (a + d) - c \log_2 c,$$

$$H(Y, Z) = H(X, Y, Z) = -a \log_2 a - b \log_2 b - c \log_2 c - d \log_2 d. \quad (124)$$

This implies the Shannon mutual information as

$$\begin{aligned} I_{ws}(X; Y; Z) &= H(X) + H(Y) + H(Z) + H(X, Y, Z) \\ &\quad - H(X, Y) - H(X, Z) - H(Y, Z) \\ &= a \log_2 a + b \log_2 b + c \log_2 c \\ &\quad - (1 - c) \log_2 (1 - c) \\ &\quad - (a + c) \log_2 (a + c) \\ &\quad - (b + c) \log_2 (b + c). \end{aligned} \quad (125)$$

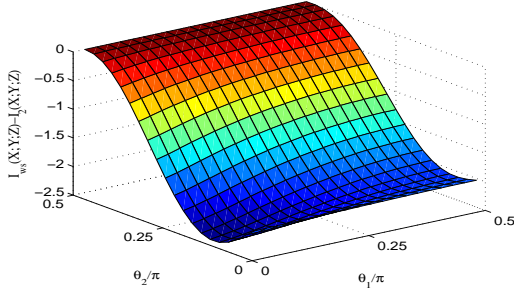


FIG. 6: (Color online) The numeric difference of $I_{ws}(X;Y;Z)$ and $I_2(X;Y;Z)$ for the W-type distribution $P_{xyz} = a[001] + b[010] + a[100] + d[011]$. Here, $a = \frac{1}{2} \cos^2 \theta_1$, $b = \sin^2 \theta_1 \cos^2 \theta_2$ and $d = \sin^2 \theta_1 \sin^2 \theta_2$, $\theta_1, \theta_2 \in (0, \frac{\pi}{2})$.

Now, consider the subcase of $a = c$. From Eq.(125) it follows that

$$I_{ws}(X;Y;Z) = b \log_2(b) - (1-a) \log_2(1-a) - 2a - (b+a) \log_2(b+a). \quad (126)$$

The first-order of partial derivatives are given by

$$\frac{\partial I_{ws}(X;Y;Z)}{\partial a} = \log_2 b - \log_2(a+b) < 0, \quad (127)$$

$$\frac{\partial I_{ws}(X;Y;Z)}{\partial b} = \log_2(1-a) - \log_2(a+b) - 2 < 0 \quad (128)$$

for any $a, b \geq 0$. This implies that $I_{ws}(X;Y;Z) \leq 0$ from $I_{ws}(X;Y;Z) = 0$ with $a = b = 0$. From the symmetry of a and b in Eq.(125), we can prove the result for the subcase of $b = c$.

Moreover, under the probabilistic transformations (76)-(78) the maximal Shannon mutual information satisfies $I_1(X;Y;Z) \geq 0.5294$ for any a, b . Different from the W-type distribution (72) the probabilistic transformations (76)-(78) can change the minimal Shannon mutual information $I_2(X;Y;Z)$. Specially, we show that

$$I_{ws}(X;Y;Z) \preceq I_2(X;Y;Z) \quad (129)$$

for any $0 \leq a, b \leq 1$. This shows a different feature of the W-type distribution (82) from (72).

Now, we consider the W-type distribution (85). Different from the distributions (82)-(84) its Shannon mutual information satisfies $I_{ws}(X;Y;Z) \geq 0$ for any a, b, c, d . In fact, from the marginal distributions (106)-(111) we

get

$$\begin{aligned} H(X) &= H(Y) = H(X, Y) \\ &= -(a+b) \log_2(a+b) \\ &\quad - (c+d) \log_2(c+d), \end{aligned} \quad (130)$$

$$\begin{aligned} H(Z) &= -(a+c) \log_2(a+c) \\ &\quad - (b+d) \log_2(b+d), \end{aligned} \quad (131)$$

$$\begin{aligned} H(X, Z) &= H(Y, Z) = H(X, Y, Z) \\ &= -a \log_2 a - b \log_2 b \\ &\quad - c \log_2 c - d \log_2 d. \end{aligned} \quad (132)$$

This implies the Shannon mutual information satisfying

$$\begin{aligned} I_{ws}(X;Y;Z) &= H(X) + H(Z) - H(X, Z) \\ &\geq 0. \end{aligned} \quad (133)$$

Similar proofs hold for other two distributions (86) and (87).

Appendix F. Proof of Result 3

The proof of Result 3 is completed using quantum realization of Bayesian network, which includes any classical realization. We firstly prove the result for a tripartite quantum network consisting of any pure three-qubit state $|\Phi\rangle_{ABC}$ on Hilbert space $\mathcal{H}_A \otimes \mathcal{H}_B \otimes \mathcal{H}_C$. Consider its Schmidt decomposition with respect to bipartition A and BC as

$$|\Phi\rangle = \sum_{i=1}^s \lambda_i |\phi_i\rangle_A |\psi_i\rangle_{BC}, \quad (134)$$

where λ_i 's are Schmidt coefficients satisfying $\sum_i \lambda_i^2 = 1$, and $\{|\phi_i\rangle\}$ are orthogonal states of the particle A while $\{|\psi_i\rangle\}$ are orthogonal states of joint system BC .

If $s = 1$, $|\Phi\rangle$ is a product state. In this case, for any local POVM operators $\{M_x\}, \{N_y\}, \{L_z\}$, we have

$$\begin{aligned} p_{xyz} &= \text{Tr}(|\Phi\rangle\langle\Phi|(M_x \otimes N_y \otimes L_z)) \\ &= \text{Tr}(|\phi_1\rangle\langle\phi_1|M_x) \text{Tr}(|\psi_1\rangle\langle\psi_1|(N_y \otimes L_z)) \\ &= p_x p_y p_z \end{aligned} \quad (135)$$

for any x, y, z . This implies that

$$I(X;Y;Z) = I(Y;Z) - I(Y;Z|X) = 0. \quad (136)$$

It follows that $I_{min}(X;Y;Z) = 0$.

If $s = 2$, $|\Phi\rangle$ is an entanglement. In this case, by using proper local unitary transformations for each particle, we obtain three entangled states as

$$|\Phi_1\rangle = \lambda_1 |000\rangle + \lambda_2 |111\rangle, \quad (137)$$

$$\begin{aligned} |\Phi_2\rangle &= \lambda_1 |000\rangle + \lambda_2 |1\rangle(\gamma_1 |01\rangle \\ &\quad + \gamma_2 |10\rangle + \gamma_3 |11\rangle), \end{aligned} \quad (138)$$

$$\begin{aligned} |\Phi_3\rangle &= \lambda_1 |0\rangle(\alpha |00\rangle + \beta |11\rangle) + \lambda_2 |1\rangle(\gamma \beta |00\rangle \\ &\quad - \gamma \alpha |11\rangle + \gamma_1 |01\rangle + \gamma_2 |10\rangle). \end{aligned} \quad (139)$$

For the GHZ-type state (137) each party performs the projection measurement under the computation basis $\{|0\rangle, |1\rangle\}$. They get the tripartite probability distribution as

$$P_{xyz} = \lambda_1^2[000] + \lambda_1^2[111], \quad (140)$$

which can be classically transformed into

$$P'_{xyz} = \sum_{x,y,z=0,1} \frac{1}{8} [xyz] \quad (141)$$

by using post-processing transformation

$$\mathcal{T} : [i] \mapsto \frac{1}{2}[0] + \frac{1}{2}[1], i = 0, 1 \quad (142)$$

for each party. For the distribution P'_{xyz} in Eq.(141) we get

$$I(X; Y; Z) = 0. \quad (143)$$

This implies that $I_{\min}(X; Y; Z) \leq 0$. Moreover, we can show that there are local POVM measurements such that $I_{\min}(X; Y; Z) < 0$ for any $\lambda_1 \in (0, 1)$ assisted by numeric evaluations.

For the entanglement (138), each party performs the projection measurement under the computation basis $\{|0\rangle, |1\rangle\}$. They get a joint probability distribution as

$$P_{xyz} = \lambda_1^2[000] + \lambda_2^2\gamma_1^2[101] + \lambda_2^2\gamma_2^2[110] + \lambda_2^2\gamma_3^2[111], \quad (144)$$

which can be classically transformed into the distribution (141) by using the post-processing transformation (142) for each party. This implies that $I_{\min}(X; Y; Z) \leq 0$. Moreover, we can prove there are local measurements such that $I_{\min}(X; Y; Z) < 0$ for almost all $\lambda_i, \gamma_j \in (0, 1)$ assisted by numeric evaluations.

For the entanglement in Eq.(139) each party performs the projection measurement under the computation basis $\{|0\rangle, |1\rangle\}$. And then, they can transform the joint probability distribution into the distribution (141) by using the post-processing transformation (142). This implies that $I_{\min}(X; Y; Z) \leq 0$. Moreover, there are local measurements such that $I_{\min}(X; Y; Z) < 0$ for almost all $\lambda_i, \alpha, \beta, \gamma_j \in (0, 1)$ assisted by numeric evaluations.

Similarly result holds for any high-dimensional entanglement $|\Phi\rangle$ on Hilbert space $\mathcal{H}_A \otimes \mathcal{H}_B \otimes \mathcal{H}_C$. Here, each joint distribution under local projection measurements can be changed into a separable distribution by using the post-processing transformation (142) for any outcome.

Appendix G. General networks

Consider a general $n + m$ -partite quantum network \mathcal{N}_n consisting of generalized EPR states [8]: $|\phi_1\rangle =$

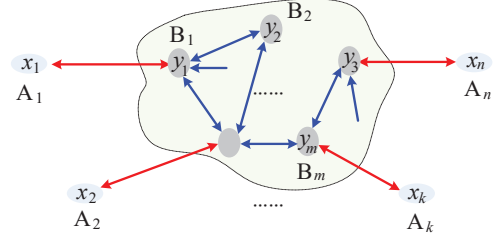


FIG. 7: (Color online) General n -independent quantum networks. Here, all the nodes A_1, \dots, A_n have not shared any entanglement with each other. While each node A_i may share some entanglement with the node B_j .

$\cos \theta_i |00\rangle + \sin \theta_i$ with $\theta_i \in (0, \frac{\pi}{2})$, $i = 1, \dots, N$. Assume there are n number of nodes A_1, \dots, A_n with $n \geq 2$ such that each pair has not shared any entanglement, as shown in Fig.7. This kind of network is a generalized n -independent quantum network \mathcal{N}_n [24]. Our goal here is to prove that any general n -independent quantum network \mathcal{N}_n (with $n \geq 3$) shows different features beyond \mathcal{N}_2 , that is, the chain network in Fig.2(b). Specially, we show that both negative and positive mutual information can be generated from \mathcal{N}_n with $n \geq 3$.

1. Activating positive mutual information

In this subsection, we show some local operations may activate positive Shannon mutual information for others as

$$I(X_1; \dots; X_n) = 0 \\ I(X_1; \dots; X_n | Y_1, \dots, Y_m) > 0 \quad (145)$$

for some joint probability distribution $P_{X_1 \dots X_n Y_1 \dots Y_m}$ obtained from local measurements on the network \mathcal{N}_n . This implies negative Shannon mutual information as

$$I(X_1; \dots; X_n; Y_1, \dots, Y_m) := I(X_1; \dots; X_n) - I(X_1; \dots; X_n | Y_1 \dots Y_m) \leq 0, \quad (146)$$

where all the random variables Y_1, \dots, Y_m are regarded as one high-dimensional variable.

In fact, define local measurements of A_i as $\{\Pi_{x_i} = |x_i\rangle\langle x_i|\}$ which satisfy $\sum_{x_i} \Pi_{x_i} = \mathbb{1}_{A_i}$ with the identity operator $\mathbb{1}_{A_i}$ on the state space of A_i , $i = 1, \dots, n$. Let $\{\Pi_{y_j}\}$ with $\Pi_{y_j} \in \{|i\rangle \pm |2^{s_j} - i - 1\rangle, i = 0, \dots, 2^{s_j} - 1\}$ be local measurements of B_j and satisfy $\sum_{y_j} \Pi_{y_j} = \mathbb{1}_{B_j}$ with the identity operator $\mathbb{1}_{B_j}$ on the state space of B_j , where s_j denotes the number of particle contained in the node B_j , $j = 1, \dots, m$. Since all the nodes A_1, \dots, A_n are independent, the joint probability of the outcome $x_1 \dots x_n$

is given by

$$\begin{aligned} p_{x_1 \cdots x_n} &= \text{Tr}(\otimes_{i=1}^n \pi_{x_i} \rho_{A_1 \cdots A_n}) \\ &= \otimes_{i=1}^n \text{Tr}(\pi_{x_i} \rho_{A_i}) \\ &= \prod_{i=1}^n p_{x_i}, \end{aligned} \quad (147)$$

where $\rho_{A_1 \cdots A_n}$ denotes the reduced density matrix of A_1, \cdots, A_n , ρ_{A_i} denotes the reduced density matrix of A_i , and p_{x_i} denotes the probability of the outcome x_i by A_i . From Eq.(147) it follows that

$$I(X_1; \cdots; X_n) = 0. \quad (148)$$

Now, consider the projection measurement $\{\Pi_{y_j}\}$ of B_1, \cdots, B_m , and send out the measurement outcomes for A_1, \cdots, A_n . It is easy to check that the joint state of A_1, \cdots, A_n is changed into an n -qubit GHZ state

$$|\Phi\rangle_{A_1 \cdots A_n} = \cos \varphi |0\rangle^{\otimes n} + \sin \varphi |1\rangle^{\otimes n} \quad (149)$$

under proper local unitary operations [14], where φ depends on parameters $\theta_1, \cdots, \theta_n$. Now, under the local projection measurement $\{\Pi_{x_i}\}$, it follows the joint distribution

$$P_{x_1 \cdots x_n} = \cos^2 \varphi [0 \cdots 0] + \sin^2 \varphi [1 \cdots 1]. \quad (150)$$

We obtain that

$$\begin{aligned} I(X_1; \cdots; X_n | Y_1, \cdots, Y_m) &= -\cos^2 \varphi \log(\cos^2 \varphi) \\ &\quad - \sin^2 \varphi \log(\sin^2 \varphi) \\ &> 0 \end{aligned} \quad (151)$$

for any $\theta_1, \cdots, \theta_n \in (0, \frac{\pi}{2})$. From Eqs.(148) and (151) we get that

$$I(X_1; \cdots; X_n; Y_1, \cdots, Y_m) < 0. \quad (152)$$

This has proved the result. One example is long chain network or star network [24].

2. Activating positive Shannon mutual information

In this subsection, we show some local operations may activate positive Shannon mutual information for others as

$$I(X_1; \cdots; X_n) = 0 \quad (153)$$

$$I(X_1; \cdots; X_n | Y_1 \cdots Y_m) < 0 \quad (154)$$

for some joint probability distribution $P_{X_1 \cdots X_n Y_1 \cdots Y_m}$ obtained from local measurements on the network \mathcal{N}_k . This

implies positive Shannon mutual information as

$$\begin{aligned} I(X_1; \cdots; X_n; Y_1 \cdots Y_m) &= I(X_1; \cdots; X_n) \\ &\quad - I(X_1; \cdots; X_n | Y_1 \cdots Y_m) \\ &> 0 \end{aligned} \quad (155)$$

which is different from Eq.(146). This means that the n -independent network shows different correlations beyond the chain network in Fig.2(b) for any $n \geq 3$.

The proof is constructed as follows. Consider a special case of \mathcal{N}_q as $n = 3$ and $m = 1$. Here, each pair of A_i and B shares one EPR state $|\phi_i\rangle$. In this case, the total state of \mathcal{N}_q is given by

$$|\Phi\rangle = \sum_{i_1 i_2 i_3=0,1} a_{i_1 i_2 i_3} |i_1 i_2 i_3\rangle_{A_1 A_2 A_3} |i_1 i_2 i_3\rangle_B \quad (156)$$

where $a_{i_1 i_2 i_3} = \prod_{j=1}^3 \cos^{i_j+1 \bmod 2} \theta_j \sin^{i_j} \theta_j$. B performs a local measurement under the quantum Fourier basis $\{\Pi_y\}$ with $\Pi_y \in \{|\varphi_i\rangle\langle\varphi_i|$, where $|\varphi_i\rangle$ are defined as

$$\begin{aligned} |\varphi_i\rangle &= \frac{1}{2}(|001\rangle + \omega^i |010\rangle \\ &\quad + \omega^{2i} |100\rangle + \omega^{3i} |011\rangle), \\ |\varphi_{4+i}\rangle &= \frac{1}{2}(|110\rangle + \omega^i |101\rangle \\ &\quad + \omega^{2i} |000\rangle + \omega^{3i} |111\rangle) \end{aligned} \quad (157)$$

with an unit root $\omega = \sqrt{-1}$, $i = 1, \cdots, 4$. After the local measurement, by proper local operation of A_1 , the joint state of A_1, A_2 and A_3 is changed into

$$\begin{aligned} |\Phi_i\rangle &= a_{001} |001\rangle + \omega^{-i} a_{010} |010\rangle \\ &\quad + \omega^{-2i} a_{100} |100\rangle + \omega^{-3i} a_{011} |011\rangle), \\ |\Phi_{4+i}\rangle &= a_{110} |010\rangle + \omega^{-i} a_{101} |001\rangle \\ &\quad + \omega^{-2i} a_{000} |100\rangle + \omega^{-3i} a_{111} |011\rangle, \end{aligned} \quad (158)$$

where $i = 1, \cdots, 4$. Under the local projection of all parties A_j 's, it follows a joint distribution as

$$\begin{aligned} P_{x_1 x_2 x_3} &= a_{001}^2 [001] + a_{010}^2 [010] \\ &\quad + a_{100}^2 [100] + a_{011}^2 [011], \end{aligned} \quad (159)$$

or

$$\begin{aligned} P_{x_1 x_2 x_3} &= a_{110}^2 [010] + a_{101}^2 [001] \\ &\quad + a_{000}^2 [100] + a_{111}^2 [011] \end{aligned} \quad (160)$$

Combined with Appendix E.2, it follows that

$$I(X_1; X_2; X_3 | Y) < 0 \quad (161)$$

for $\theta_1 = \theta_3$. This has completed the proof from Eqs.(148) and (161).