
Deep Surrogate Assisted Generation of Environments

Varun Bhatt*

University of Southern California
Los Angeles, CA
vsbhatt@usc.edu

Bryon Tjanaka*

University of Southern California
Los Angeles, CA
tjanaka@usc.edu

Matthew C. Fontaine*

University of Southern California
Los Angeles, CA
mfontain@usc.edu

Stefanos Nikolaidis

University of Southern California
Los Angeles, CA
nikolaid@usc.edu

Abstract

Recent progress in reinforcement learning (RL) has started producing generally capable agents that can solve a distribution of complex environments. These agents are typically tested on fixed, human-authored environments. On the other hand, quality diversity (QD) optimization has been proven to be an effective component of environment generation algorithms, which can generate collections of high-quality environments that are diverse in the resulting agent behaviors. However, these algorithms require potentially expensive simulations of agents on newly generated environments. We propose Deep Surrogate Assisted Generation of Environments (DSAGE), a sample-efficient QD environment generation algorithm that maintains a deep surrogate model for predicting agent behaviors in new environments. Results in two benchmark domains show that DSAGE significantly outperforms existing QD environment generation algorithms in discovering collections of environments that elicit diverse behaviors of a state-of-the-art RL agent and a planning agent.

1 Introduction

We present an efficient method of automatically generating a collection of environments that elicit diverse agent behaviors. As a motivating example, consider deploying a robot agent at scale in a variety of home environments. The robot should generalize by performing robustly not only in test homes, but in any end user’s home. To enable such generalization, the test environments should have good coverage for the robot agent. However, obtaining such coverage may be difficult, as the generated environments would depend on the application domain, e.g. kitchen or living room, and on the specific agent we want to test, since different agents exhibit different behaviors.

To enable generalization of autonomous agents to new environments with differing levels of complexity, previous work on open-ended learning [1, 2] has integrated the environment generation and the agent training processes. The interplay between the two processes acts as a natural curriculum for the agents to learn robust skills that generalize to new, unseen environments [3–5]. The performance of these agents has been evaluated either in environments from the training distribution [1, 2, 5] or in suites of manually authored environments [3, 6, 4].

As a step towards testing generalizable agents, there has been increasing interest in competitions [7, 8] that require agents to generalize to new game layouts. Despite the recent progress of deep learning agents in fixed game domains, e.g. in Chess [9], Go [10], Starcraft [11], and Poker [12, 13], it has

*Equal contribution

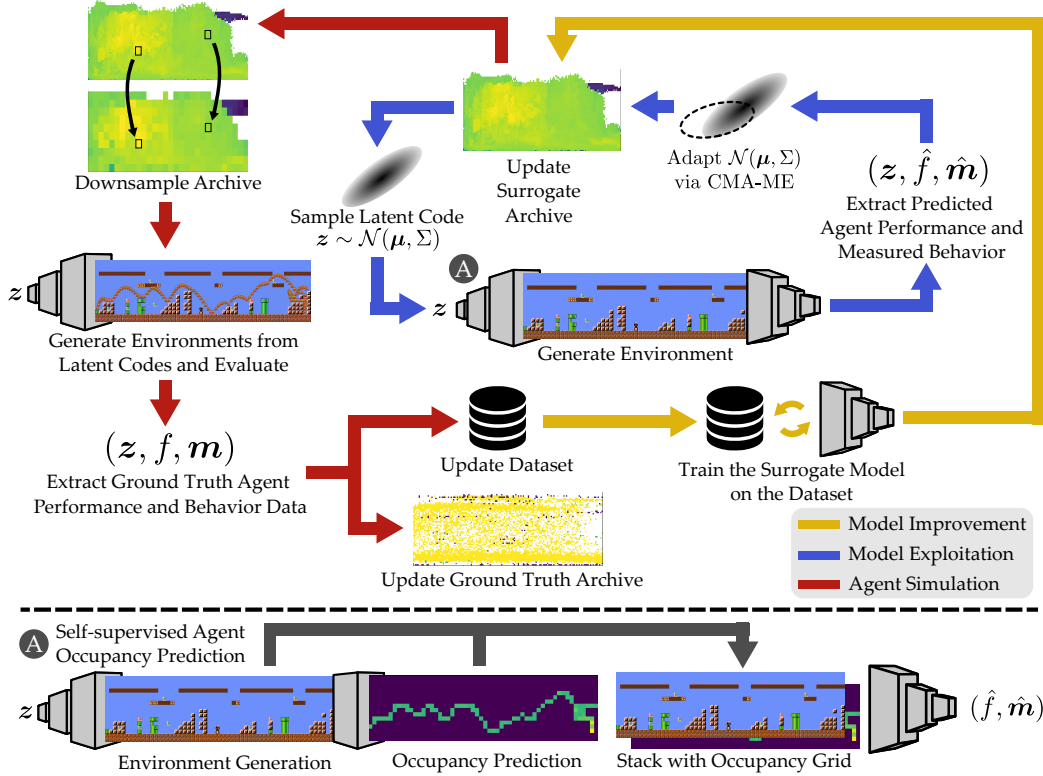


Figure 1: An overview of the Deep Surrogate Assisted Generation of Environments (DSAGE) algorithm. DSAGE exploits a deep surrogate model to fill an archive of solutions (blue arrows), which are then evaluated by simulating an agent (red arrows). The surrogate model is then trained on the data from the simulations (yellow arrows).

been rule-based agents that have succeeded in these competitions [8]. Such competitions also rely on manually authored game levels as a test set, handcrafted by a human designer.

While manually authored environments are important for standardized testing, creating these environments can be tedious and time-consuming. Additionally, manually authored test suites are often insufficient for eliciting the diverse range of possible agent behaviors. Instead, we would like an interactive test set that proposes an environment, observes the agent’s performance and behavior, and then proposes new environments that diversify the agent behaviors, based on what the system has learned from previous execution traces of the agent.

To address collecting environments with diverse agent behaviors, prior work frames the problem as a quality diversity (QD) problem [14–16]. A QD problem consists of an objective function, e.g. whether the agent can solve the environment, and measure functions, e.g. how long the agent takes to complete their task. The measure functions quantify the behavior we would like to vary in the agent, allowing practitioners to specify the case coverage they would like to see in the domain they are testing. While QD algorithms can generate diverse collections of environments, they require a large number of environment evaluations to produce the collection, and each of these evaluations requires multiple time-consuming simulated executions of potentially stochastic agent policies.

We study how *deep surrogate models that predict agent performance can accelerate the generation of environments that are diverse in agent behaviors*. We draw upon insights from model-based quality diversity algorithms that have been previously shown to improve sample efficiency in design optimization [17] and Hearthstone deckbuilding [18]. Environments present a much more complex prediction task because the evaluation of environments involves simulating stochastic agent policies, and small changes in the environment may result in large changes in the emergent agent behaviors [19].

We make the following contributions: (1) We propose the use of deep surrogate models to predict agent performance in new environments. Our algorithm, Deep Surrogate Assisted Generation of

Environments (DSAGE) (Fig. 1), integrates deep surrogate models into quality diversity optimization to efficiently generate diverse environments. (2) We show in two benchmark domains from previous work, a Maze domain [3, 4] with a trained ACCEL agent [4] and a Mario domain [20, 15] with an A* agent [21], that DSAGE outperforms state-of-the-art QD algorithms in discovering diverse agent behaviors. (3) We show with ablation studies that training the surrogate model with ancillary agent behavior data and downsampling a subset of solutions from the surrogate archive results in substantial improvements in performance, compared to the surrogate models of previous work [18].

2 Problem Definition

Quality diversity (QD) optimization. We adopt the QD problem definition from previous work [22]. A QD optimization problem specifies an objective function $f : \mathbb{R}^n \rightarrow \mathbb{R}$ and a joint measure function $\mathbf{m} : \mathbb{R}^n \rightarrow \mathbb{R}^m$. For each element $s \in S$, where $S \subseteq \mathbb{R}^m$ is the range of the measure function, the QD goal is to find a solution $\theta \in \mathbb{R}^n$ such that $\mathbf{m}(\theta) = s$ and $f(\theta)$ is maximized.

Since the range of the measure function can be continuous, we restrict ourselves to algorithms from the MAP-Elites family [23, 24] that discretize this space into a finite number of M cells. A solution θ is mapped to a cell based on its measure $\mathbf{m}(\theta)$. The solutions that occupy cells form an *archive* of solutions. Our goal is to find solutions $\theta_i, i \in \{1, \dots, M\}$ that maximize the objective f for all cells in the measure space.

$$\max_{\theta_i} \sum_{i=1}^M f(\theta_i) \tag{1}$$

The computed sum in Eq. 1 is defined as the QD-score [25], where empty cells have an objective value of 0. A second metric of the performance of a QD algorithm is coverage of the measure space, defined as the proportion of cells that are filled in by solutions: $\frac{1}{M} \sum_{i=1}^M \mathbf{1}_{\theta_i}$.

QD for environment generation. We assume a single agent acting in an environment parameterized by $\theta \in \mathbb{R}^n$. The environment parameters can be locations of different objects or latent variables that are passed as inputs to a generative model [26].² A QD algorithm generates new solutions θ and evaluates them by simulating the agent on the environment parameterized by θ . The evaluation returns an objective value f and measure values \mathbf{m} . The QD algorithm attempts to generate environments that maximize f but are diverse with respect to the measures \mathbf{m} .

3 Background and Related Work

Quality diversity (QD) optimization. QD optimization originated in the genetic algorithm community with diversity optimization [27], the predecessor to QD. Later work introduced objectives to diversity optimization and resulted in the first QD algorithms: Novelty Search with Local Competition [28] and MAP-Elites [24, 23]. The QD community has grown beyond its genetic algorithm roots, with algorithms being proposed based on gradient ascent [22], Bayesian optimization [29], differential evolution [30], and evolution strategies [31–33]. QD algorithms have applications in damage recovery in robotics [23], reinforcement learning [34–36], and generative design [17, 37].

Among the QD algorithms, those of particular interest to us are the model-based ones. Current model-based [38, 39] QD algorithms either (1) learn a surrogate model of the objective and measure functions [17, 40, 41], e.g. a Gaussian process or neural network, (2) learn a generative model of the representation parameters [42, 43], or (3) draw inspiration from model-based RL [44, 45]. In particular, Deep Surrogate Assisted MAP-Elites (DSA-ME) [18] trains a deep surrogate model on a diverse dataset of solutions generated by MAP-Elites and then leverages the model to guide MAP-Elites. However, DSA-ME has only been applied to Hearthstone deck building, a simpler prediction problem than predicting agent behavior in generated environments.

Automatic environment generation. Automatic environment generation algorithms have been proposed in a variety of fields. Methods between multiple communities often share generation techniques, but differ in how each community applies the generation algorithms.

²For consistency with the generative model literature, we use \mathbf{z} instead of θ when denoting latent vectors

For example, in the procedural content generation (PCG) field [46], an environment generator produces video game levels that result in player enjoyment. Since diversity of player experience and game mechanics is valued in games, many level generation systems incorporate QD optimization [47, 15, 48–52]. The procedural content generation via machine learning (PCGML) [53, 54] subfield studies environment generators that incorporate machine learning techniques such as Markov Chains [55], probabilistic graphical models [56], LSTMs [57], generative models [58–61], and reinforcement learning [62, 63]. Prior work [64] has leveraged surrogate models trained on offline data to accelerate search-based PCG [65].

Environment generation methods have also been proposed by the scenario generation community in robotics. Early work explored automated methods for generating road layouts, vehicle arrangements, and vehicle behaviors for testing autonomous vehicles [66–72]. Outside of autonomous vehicles, prior work [73] evaluates robot motion planning algorithms by generating environments that target specific motion planning behaviors. In human-robot interaction, QD algorithms have been applied as environment generators to find failures in shared autonomy systems [16] and human-aware planners tested in the collaborative Overcooked domain [14]

Environment generation can also help improve the generality of RL agents. Prior work proposes directly applying PCG level generation algorithms to improve the robustness of RL [74, 75] or to benchmark RL agents [76]. Paired Open-ended Trailblazer (POET) [1, 2] coevolves a population of both agents and environments to discover specialized agents that solve complex tasks. POET inspired a variety of open-ended coevolution algorithms [77–79, 5]. Later work proposes the PAIRED [3], PLR [80, 6], and ACCEL [4] algorithms that train a single generally capable agent by maximizing the regret between a pair of agents. These methods generate environments in parallel with an agent to create an automatic training curriculum. However, the authors validate these methods on human-designed environments [81]. Our work proposes a method that automatically generates valid environments that reveal diverse behaviors of these more general RL agents.

4 Deep Surrogate Assisted Generation of Environments (DSAGE)

Algorithm. We propose the Deep Surrogate Assisted Generation of Environments (DSAGE) algorithm for discovering environments that elicit diverse agent behaviors. Akin to the MAP-Elites family of QD algorithms, DSAGE maintains a *ground-truth archive* where solutions are stored based on their ground-truth evaluations. Simultaneously, DSAGE also trains and exploits a deep surrogate model for predicting the behavior of a fixed agent in new environments. The QD optimization occurs in three phases that take place in an outer loop: model improvement, model exploitation, and agent simulation (Fig. 1). Algorithm 1 provides the pseudocode for the DSAGE algorithm.

The model exploitation phase (lines 11–20) is an inner loop that leverages existing QD optimization algorithms and the predictions of the deep surrogate model to build an archive – referred to as the *surrogate archive* – of solutions. The QD algorithm returns a list of B candidate solutions through the *ask* method. These solutions are environment parameters, e.g., latent vectors of a GAN, which are passed through the environment generator, e.g., a GAN, to create an environment (line 15). The surrogate model predicts ancillary agent behavior data (line 16), which guides its downstream prediction of the objective and the measure values (line 17). The *tell* method adds the solution to the surrogate archive based on the predicted objective and measure values.

The agent simulation phase (lines 21–28) inserts a subset of solutions from the surrogate archive into the ground-truth archive. This phase begins by selecting the subset of solutions from the surrogate archive (line 21). The selected solutions are evaluated by generating the corresponding environment (line 23) and simulating a fixed agent to obtain the true objective and measure values, as well as ancillary agent behavior data (line 24). Evaluation data is appended to the dataset, and solutions that improve their corresponding cell in the ground-truth archive are added to that archive (lines 25, 26).

In the model improvement phase (line 29), the surrogate model is trained in a self-supervised manner through the supervision provided by the agent simulations and the ancillary agent behavior data.

The algorithm is initialized by generating random solutions and simulating the agent in the corresponding environments (lines 2-8). Subsequently, every outer iteration (lines 10-30) consists of model exploitation followed by agent simulation and ending with model improvement.

Algorithm 1: Deep Surrogate Assisted Generation of Environments (DSAGE)

Input: N : Maximum number of evaluations, n_{rand} : Number of initial random solutions, $N_{exploit}$: Number of iterations in the model exploitation phase, B : Batch size for the model exploitation QD optimizer

Output: Final version of the ground-truth archive \mathcal{A}_{gt}

```
1 Initialize the ground-truth archive  $\mathcal{A}_{gt}$ , the dataset  $\mathcal{D}$ , and the deep surrogate model  $sm$ 
2  $\Theta \leftarrow generate\_random\_solutions(n_{rand})$ 
3 for  $\theta \in \Theta$  do
4    $env \leftarrow g(\theta)$ 
5    $f, \mathbf{m}, \mathbf{y} \leftarrow evaluate(env)$ 
6    $\mathcal{D} \leftarrow \mathcal{D} \cup (\theta, f, \mathbf{m}, \mathbf{y})$ 
7    $\mathcal{A}_{gt} \leftarrow add\_solution(\mathcal{A}_{gt}, (\theta, f, \mathbf{m}))$ 
8 end
9  $evals \leftarrow n_{rand}$ 
10 while  $evals < N$  do
11   Initialize a QD optimizer  $qd$  with the surrogate archive  $\mathcal{A}_{surrogate}$ 
12   for  $itr \in \{1, 2, \dots, N_{exploit}\}$  do
13      $\Theta \leftarrow qd.ask(B)$ 
14     for  $\theta \in \Theta$  do
15        $env \leftarrow g(\theta)$ 
16        $\hat{\mathbf{y}} \leftarrow sm.predict\_ancillary(env)$ 
17        $\hat{f}, \hat{\mathbf{m}} \leftarrow sm.predict(env, \hat{\mathbf{y}})$ 
18        $qd.tell(\theta, \hat{f}, \hat{\mathbf{m}})$ 
19     end
20   end
21    $\Theta \leftarrow select\_solutions(\mathcal{A}_{surrogate})$ 
22   for  $\theta \in \Theta$  do
23      $env \leftarrow g(\theta)$ 
24      $f, \mathbf{m}, \mathbf{y} \leftarrow evaluate(env)$ 
25      $\mathcal{D} \leftarrow \mathcal{D} \cup (\theta, f, \mathbf{m}, \mathbf{y})$ 
26      $\mathcal{A}_{gt} \leftarrow add\_solution(\mathcal{A}_{gt}, (\theta, f, \mathbf{m}))$ 
27      $evals \leftarrow evals + 1$ 
28   end
29    $sm.train(\mathcal{D})$ 
30 end
```

} Model Exploitation

} Agent Simulation

} Model Improvement

Self-supervised prediction of ancillary agent behavior data. By default, a surrogate model directly predicts the objective and measure values based on the initial state of the environment and the agent (provided in the form of a one-hot encoded image). However, we anticipate that direct prediction will be challenging in some domains, as it requires understanding the agent’s trajectory in the environment. Thus, we provide additional supervision to the surrogate model in DSAGE via a two-stage self-supervised process.

First, a deep neural network predicts ancillary agent behavior data. In our work, we obtain this data by recording the expected number of times the agent visits each discretized tile in the environment, resulting in an “occupancy grid.” We then concatenate the predicted ancillary information, i.e., the predicted occupancy grid, with the one-hot encoded image of the environment and pass them through another deep neural network to obtain the predicted objective and measure values. We use CNNs for both predictors and include details about the architecture in Appendix B. As a baseline, we compare our model with a CNN that directly predicts the objective and measure values without the help of ancillary data.

Downsampling to select solutions from the surrogate archive. After the model exploitation phase, the surrogate archive is populated with solutions that were predicted to be high-performing and diverse. Hence, a basic selection mechanism (line 21) would select all solutions from the surrogate archive, identical to DSA-ME [18]. However, if the surrogate archive is overly populated, full selection may result in a large number of ground-truth evaluations per outer-loop iteration, leading

to fewer outer loops and less surrogate model training. To balance the trade-off between evaluating solutions from the surrogate archive and training the surrogate model, we only select a subset of solutions for evaluation by downsampling the surrogate archive. Downsampling uniformly divides the surrogate archive into sub-regions of cells and selects a random solution from each area.

5 Domains

We test our algorithms in two benchmark domains from previous work: a Maze domain [3, 4] with a trained ACCEL agent [4] and a Mario domain [82, 15] with an A* agent [21]. We select these domains because, despite their relative simplicity (each environment is represented as a 2D grid of tiles), agents in these environments exhibit complex and diverse behaviors. Appendix A contains additional details about the environments.

Maze. The environment generator directly outputs a 16×16 map of walls and empty cells. The starting cell and goal cell of the maze are set to the pair of reachable empty cells that are furthest apart in this map, as identified by the Floyd-Warshall algorithm [83]. The agent needs to reach the goal cell from the starting cell within a specified time limit. We select the best trained ACCEL [4] agent out of four random seeds.

Since we wish to generate valid environments, we set a binary objective function f that is 1 if the generated environment is solvable, i.e., if the goal cell is reachable by the starting cell, and 0 otherwise. Furthermore, we wish to generate environments that vary with respect to the challenge they provide to the agent, thus we selected as measures (1) *number of wall cells* (ranges from 0 to 256), and (2) *mean agent path length* (ranges from 0 to 648, where 648 indicates a failure to reach the goal). Since the ACCEL agent’s policy is stochastic, we average the path length over 50 episodes (validity of the level and the number of wall cells do not depend on the agent).

Mario. Drawing upon prior work [15, 58], we generate environments for the Mario AI Framework [84, 20] by passing latent vectors to a GAN which was pre-trained on human-authored levels. Each level output by the GAN’s generator is a 16×56 grid of tiles, where each tile can be one of 17 different objects. In each environment, we run the A* agent developed by Robin Baumgarten [21].

Since we wish to generate playable levels, we set the objective as the *completion rate*, i.e., the proportion of the level that the agent completes before dying. We additionally want to generate environments that result in qualitatively different agent behaviors, thus we selected as measures: (1) *sky tiles*, the number of tiles of a certain type that are in the top half of the 2D grid (ranges from 0 to 150), (2) *number of jumps*, the number of times that the A* agent jumps during its execution (ranges from 0 to 100). Since the environment dynamics are stochastic, for the ground-truth evaluations the completion and number of jumps are averaged over 5 episodes (the number of sky tiles does not depend on the agent’s execution).

6 Experiments

6.1 Experiment Design

Independent variables. In each domain (Maze and Mario), we follow a between-groups design, where the independent variable is the algorithm. We test the following algorithms:

DSAGE: The proposed algorithm that includes predicting ancillary agent behavior data and downsampling the surrogate archive (Sec. 4).

DSAGE-Only Anc: The proposed algorithm with ancillary data prediction and no downsampling, i.e., selecting all solutions from the surrogate archive.

DSAGE-Only Down: The proposed algorithm with downsampling and no ancillary data prediction.

DSAGE Basic: The basic version of the proposed algorithm that selects all solutions from the surrogate archive and does not predict ancillary data.

Baseline QD: The QD algorithm without surrogate assistance. We follow previous work [15] and use CMA-ME for the Mario domain. Since CMA-ME operates only in continuous spaces, we use MAP-Elites in the discrete Maze domain.

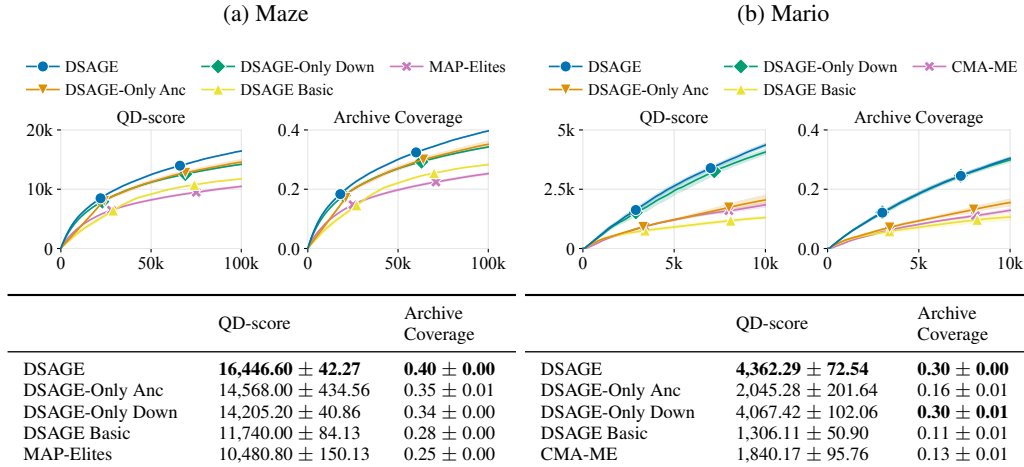


Figure 2: QD-score and archive coverage attained by baseline QD algorithms and DSAGE in the Maze and Mario environments over 5 trials. Tables and plots show the mean and standard error of the mean. The x -axis in all plots shows the number of solutions evaluated by the algorithm.

Dependent variables. We measure the quality and diversity of the solutions with the QD-score metric [25](Eq. 1). As an additional metric of diversity, we also report the archive coverage. We run each algorithm for 5 trials in each domain.

Hypothesis. We hypothesize that DSAGE will result in a better QD-score than DSAGE Basic in all domains, which in turn will result in better performance than the baseline QD algorithm. We base this hypothesis on previous work [17, 18] that showed that surrogate-assisted MAP-Elites outperformed standard MAP-Elites in design optimization and Hearthstone domains. Furthermore, we expect that the additional supervision through ancillary agent behavior data and downsampling will result in DSAGE performing significantly better than DSAGE Basic.

6.2 Analysis

Fig. 2 summarizes the results obtained by the five algorithms on the Maze and the Mario domains.

One-way ANOVA tests showed a significant effect of the algorithm on the QD-score for the Maze ($F(4, 20) = 126.93, p < 0.001$) and Mario ($F(4, 20) = 142.09, p < 0.001$) domains.

Post-hoc pairwise comparisons with Bonferroni corrections showed that DSAGE outperformed DSAGE Basic and Baseline QD in both the Maze and the Mario domains ($p < 0.001$). Additionally, DSAGE Basic outperformed MAP-Elites in the Maze domain ($p < 0.001$), while it performed significantly worse than the QD counterpart, CMA-ME, in the Mario domain ($p = 0.003$).

These results show that deep surrogate assisted generation of environments results in significant improvements compared to quality diversity algorithms without surrogate assistance. They also show that adding ancillary agent behavior data and downsampling is important in both domains. Without these components, DSAGE Basic has limited or no improvement compared to the QD algorithm without surrogate assistance.

To assess the quality of the trained surrogate model, we create a combined dataset consisting of data from one run of each surrogate assisted algorithm. We use the dataset to evaluate the surrogate models trained from separate runs of DSAGE and DSAGE Basic. The model learned by DSAGE Basic fails to predict the agent-based measures well. It has a mean absolute error (MAE) of 157.69 for the mean agent path length in Maze and MAE = 10.71 for the number of jumps in Mario. In contrast, the model learned by DSAGE makes more accurate predictions, with MAE = 96.58 for the mean agent path length and MAE = 7.16 for the number of jumps. We explore the contribution of each component of DSAGE with an ablation study in Sec. 6.3.

6.3 Ablation Study

Sec. 4 describes two key components of DSAGE: (1) self-supervised prediction of ancillary agent behavior data, and (2) downsampling to select solutions from the surrogate archive. We perform an ablation study by treating the inclusion of ancillary data prediction (ancillary data / no ancillary data) and the method of selecting solutions from the surrogate archive (downsampling / full selection) as independent variables. A two-way ANOVA for each domain showed no significant interaction effects. We perform a main effects analysis for each independent variable.

Inclusion of ancillary data prediction. A main effects analysis for the inclusion of ancillary data prediction showed that algorithms that predict ancillary agent behavior data (DSAGE, DSAGE-Only Anc) performed significantly better than their counterparts with no ancillary data prediction (DSAGE-Only Down, DSAGE Basic) in both domains ($p < 0.001$).

Fig. 2 shows that predicting ancillary agent behavior data also results in a larger mean coverage for Maze, while it has little or no improvement for Mario. The reason is that in the Maze domain, the mean agent path length is a scaled version of the sum of the agent’s tile occupancy frequency, hence the two-stage process which predicts the occupancy grid first is essential for improving the accuracy of the CNN. On the other hand, the presence of a jump in Mario depends not only on cell occupancy, but also on the structure of the level and the sequence of the occupied cells.

Method of selecting solutions from the surrogate archive. A main effects analysis for the method of selecting solutions from the surrogate archive showed that the algorithms with downsampling (DSAGE, DSAGE-Only Down) performed significantly better than their counterparts with no downsampling (DSAGE-Only Anc, DSAGE-Basic) in both domains ($p < 0.001$).

A major advantage of downsampling is that it decreases the number of ground-truth evaluations in each outer iteration. Thus, for a fixed evaluation budget, downsampling results in a greater number of outer iterations. For instance, in the Maze domain, runs without downsampling had only 6-7 outer iterations, while runs with downsampling had approximately 220 outer iterations. More outer iterations lead to more training and thus higher accuracy of the surrogate model. In turn, a more accurate surrogate model will generate a better surrogate archive in the inner loop.

The second advantage of downsampling is that it selects solutions evenly from all regions of the measure space, thus creating a more balanced dataset. This helps train the surrogate model in parts of the measure space that are not frequently visited. We include an additional baseline in Appendix D in which we select solutions uniformly at random from the surrogate archive instead of downsampling.

Furthermore, if instead of downsampling we sampled multiple solutions from nearby regions of the surrogate archive, the prediction errors could cause the solutions to collapse to a single cell in the ground-truth archive, resulting in many solutions being discarded.

Overall, our ablation study shows that both predicting the occupancy grid as ancillary data and downsampling the surrogate archive independently help improve the performance of DSAGE.

6.4 Qualitative Results

Fig. 3 and Fig. 4 show example environments generated by DSAGE in the Maze and the Mario domains.

Having the mean agent path length as a measure in the Maze domain results in environments of varying difficulty for the ACCEL agent. For instance, we observe that the environment in Fig. 3(a) has very few walls, yet the ACCEL agent gets stuck in the top half of the maze and is unable to find the goal within the allotted time. On the other hand, the environment in Fig. 3(d) is cluttered and there are multiple dead-ends, yet the ACCEL agent is able to reach the goal.

Fig. 4 shows that the generated environments result in qualitatively diverse behaviors for the Mario agent too. Level (b) only has a few sky tiles and is mostly flat, resulting in a small number of jumps. Level (c) has a “staircase trap” on the right side, forcing the agent to perform continuous jumps to escape and complete the level. We include videos of the playthroughs in the supplemental material.

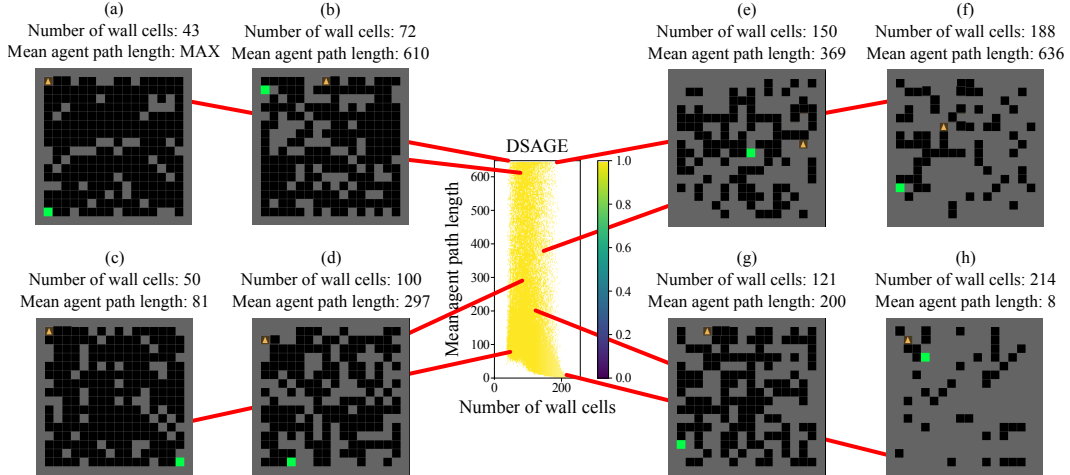


Figure 3: Archive and levels generated by DSAGE in the Maze domain. The agent’s initial position is shown as an orange triangle, while the goal is a green square.

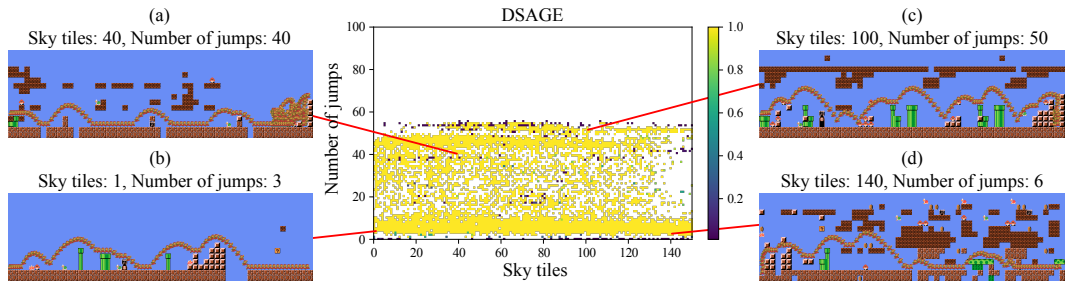


Figure 4: Archive and levels generated by DSAGE in the Mario domain. Each level shows the path Mario takes, starting on the left of the level and finishing on the right.

7 Societal Impacts

By introducing surrogate models into quality diversity algorithms, we can efficiently generate environments that result in diverse agent behaviors. While we focused on an RL agent in a Maze domain and a planning agent in a Mario game domain, our method can be applied to a variety of agents and domains. This can help with testing the robustness of agents, attaining insights about their behavior, and discovering edge cases before real-world deployment. Furthermore, we anticipate that closing the loop between environment generation and agent training can improve the ability of agents to generalize to new settings and thus increase their widespread use.

Our work may also have negative impacts. Training agents in diverse environments can be considered as a step towards open-ended evolution [85], which raises concerns about the predictability and safety of the emergent agent behaviors [86, 87]. Discovering corner cases that result in unwanted behaviors or catastrophic failures may also be used maliciously to reveal vulnerabilities in deployed agents [88].

8 Limitations and Future Work

Automatic environment generation is a rapidly growing research area with a wide range of applications, including designing video game levels [46, 53, 54], training and testing autonomous agents [74, 76, 1, 3, 4], and discovering failures in human-robot interaction [16, 15]. We introduce the DSAGE algorithm, which efficiently generates a diverse collection of environments via deep surrogate models of agent behavior.

Our paper has several limitations. First, occupancy grid prediction does not encode temporal information about the agent. On one hand, this prediction allows us to avoid the compounding error problem of model-based RL [89]. On the other hand, forgoing temporal information makes it harder

to predict some behaviors, such as the number of jumps in Mario. We will explore this trade-off in future work.

Furthermore, we have studied 2D domains where a single ground-truth evaluation lasts between a few seconds and a few minutes. We are excited about the use of surrogate models to predict the performance of agents in more complex domains with expensive, high-fidelity simulations [90].

Acknowledgments and Disclosure of Funding

This work was partially funded by NSF NRI (#1053128) and NSF GRFP (#DGE-1842487). One of the GPUs used for running the experiments was awarded by the NVIDIA Academic Hardware Grant Program. We would like to thank J. Parker-Holder et al., the authors of the ACCEL agent, for providing a pre-trained model of the agent for our experiments. We also thank Ya-Chuan Hsu for providing invaluable feedback.

References

- [1] R. Wang, J. Lehman, J. Clune, and K. O. Stanley, “Paired open-ended trailblazer (POET): endlessly generating increasingly complex and diverse learning environments and their solutions,” *CoRR*, vol. abs/1901.01753, 2019.
- [2] R. Wang, J. Lehman, A. Rawal, J. Zhi, Y. Li, J. Clune, and K. O. Stanley, “Enhanced POET: open-ended reinforcement learning through unbounded invention of learning challenges and their solutions,” in *Proceedings of the 37th International Conference on Machine Learning, ICML, 2020*.
- [3] M. Dennis, N. Jaques, E. Vinitzky, A. M. Bayen, S. Russell, A. Critch, and S. Levine, “Emergent complexity and zero-shot transfer via unsupervised environment design,” in *Advances in Neural Information Processing Systems 33*, 2020.
- [4] J. Parker-Holder, M. Jiang, M. Dennis, M. Samvelyan, J. N. Foerster, E. Grefenstette, and T. Rocktäschel, “Evolving curricula with regret-based environment design,” *CoRR*, vol. abs/2203.01302, 2022.
- [5] A. Dharna, A. K. Hoover, J. Togelius, and L. Soros, “Transfer dynamics in emergent evolutionary curricula,” *IEEE Transactions on Games*, 2022.
- [6] M. Jiang, M. Dennis, J. Parker-Holder, J. N. Foerster, E. Grefenstette, and T. Rocktäschel, “Replay-guided adversarial environment design,” in *Advances in Neural Information Processing Systems 34*, 2021.
- [7] D. P. Liebana, S. Samothrakis, J. Togelius, T. Schaul, and S. M. Lucas, “General video game AI: competition, challenges and opportunities,” in *Proceedings of the 30th AAAI Conference on Artificial Intelligence*, 2016.
- [8] E. Hambro, S. P. Mohanty, D. Babaev, M. Byeon, D. Chakraborty, E. Grefenstette, M. Jiang, et al., “Insights from the NeurIPS 2021 NetHack challenge,” *CoRR*, vol. abs/2203.11889, 2022.
- [9] D. Silver, T. Hubert, J. Schrittwieser, I. Antonoglou, M. Lai, A. Guez, M. Lanctot, L. Sifre, D. Kumaran, T. Graepel, et al., “A general reinforcement learning algorithm that masters chess, shogi, and Go through self-play,” *Science*, 2018.
- [10] D. Silver, A. Huang, C. J. Maddison, A. Guez, L. Sifre, G. van den Driessche, J. Schrittwieser, et al., “Mastering the game of Go with deep neural networks and tree search,” *Nature*, 2016.
- [11] O. Vinyals, I. Babuschkin, W. M. Czarnecki, M. Mathieu, A. Dudzik, J. Chung, D. H. Choi, R. Powell, T. Ewalds, P. Georgiev, et al., “Grandmaster level in StarCraft II using multi-agent reinforcement learning,” *Nature*, 2019.
- [12] M. Moravčík, M. Schmid, N. Burch, V. Lisý, D. Morrill, N. Bard, T. Davis, K. Waugh, M. Johanson, and M. H. Bowling, “Deepstack: Expert-level artificial intelligence in no-limit poker,” *Science*, 2017.
- [13] N. Brown and T. Sandholm, “Superhuman AI for multiplayer poker,” *Science*, 2019.
- [14] M. C. Fontaine, Y. Hsu, Y. Zhang, B. Tjanaka, and S. Nikolaidis, “On the importance of environments in human-robot coordination,” in *Robotics: Science and Systems*, 2021.
- [15] M. C. Fontaine, R. Liu, A. Khalifa, J. Modi, J. Togelius, A. K. Hoover, and S. Nikolaidis, “Illuminating mario scenes in the latent space of a generative adversarial network,” in *Proceedings of the Thirty-Fifth AAAI Conference on Artificial Intelligence*, 2021.

- [16] M. C. Fontaine and S. Nikolaidis, “A quality diversity approach to automatically generating human-robot interaction scenarios in shared autonomy,” in *Robotics: Science and Systems*, 2021.
- [17] A. Gaier, A. Asteroth, and J.-B. Mouret, “Data-efficient design exploration through surrogate-assisted illumination,” *Evolutionary Computation*, 2018.
- [18] Y. Zhang, M. C. Fontaine, A. K. Hoover, and S. Nikolaidis, “Deep surrogate assisted MAP-Elites for automated hearthstone deckbuilding,” *CoRR*, vol. abs/2112.03534, 2021.
- [19] N. Sturtevant, N. Decroocq, A. Tripodi, and M. Guzdial, “The unexpected consequence of incremental design changes,” in *Proceedings of the AAAI Conference on Artificial Intelligence and Interactive Digital Entertainment*, 2020.
- [20] S. Karakovskiy and J. Togelius, “The mario AI benchmark and competitions,” *IEEE Transactions on Computational Intelligence and AI in Games*, 2012.
- [21] R. Baumgarten, “Infinite super mario AI,” 2009.
- [22] M. C. Fontaine and S. Nikolaidis, “Differentiable quality diversity,” *Advances in Neural Information Processing Systems*, vol. 34, 2021.
- [23] A. Cully, J. Clune, D. Tarapore, and J.-B. Mouret, “Robots that can adapt like animals,” *Nature*, 2015.
- [24] J. Mouret and J. Clune, “Illuminating search spaces by mapping elites,” *CoRR*, vol. abs/1504.04909, 2015.
- [25] J. K. Pugh, L. B. Soros, and K. O. Stanley, “Quality diversity: A new frontier for evolutionary computation,” *Frontiers in Robotics and AI*, 2016.
- [26] I. Goodfellow, J. Pouget-Abadie, M. Mirza, B. Xu, D. Warde-Farley, S. Ozair, A. Courville, and Y. Bengio, “Generative adversarial nets,” in *Advances in Neural Information Processing Systems*, 2014.
- [27] J. Lehman and K. O. Stanley, “Abandoning objectives: Evolution through the search for novelty alone,” *Evolutionary Computation*, 2011.
- [28] J. Lehman and K. O. Stanley, “Evolving a diversity of virtual creatures through novelty search and local competition,” in *Proceedings of the 13th Annual Conference on Genetic and Evolutionary Computation*, 2011.
- [29] P. Kent and J. Branke, “Bop-elites, a bayesian optimisation algorithm for quality-diversity search,” *CoRR*, vol. abs/2005.04320, 2020.
- [30] T. J. Choi and J. Togelius, “Self-referential quality diversity through differential map-elites,” in *Proceedings of the Genetic and Evolutionary Computation Conference*, 2021.
- [31] M. C. Fontaine, J. Togelius, S. Nikolaidis, and A. K. Hoover, “Covariance matrix adaptation for the rapid illumination of behavior space,” in *Proceedings of the Genetic and Evolutionary Computation Conference*, 2020.
- [32] E. Conti, V. Madhavan, F. P. Such, J. Lehman, K. O. Stanley, and J. Clune, “Improving exploration in evolution strategies for deep reinforcement learning via a population of novelty-seeking agents,” in *Advances in Neural Information Processing Systems 31*, 2018.
- [33] C. Colas, V. Madhavan, J. Huizinga, and J. Clune, “Scaling map-elites to deep neuroevolution,” in *Proceedings of the Genetic and Evolutionary Computation Conference*, 2020.
- [34] B. Tjanaka, M. C. Fontaine, J. Togelius, and S. Nikolaidis, “Approximating gradients for differentiable quality diversity in reinforcement learning,” *CoRR*, vol. abs/2202.03666, 2022.
- [35] O. Nilsson and A. Cully, “Policy gradient assisted map-elites,” in *Proceedings of the Genetic and Evolutionary Computation Conference*, 2021.
- [36] G. Cideron, T. Pierrot, N. Perrin, K. Beguir, and O. Sigaud, “QD-RL: efficient mixing of quality and diversity in reinforcement learning,” *CoRR*, vol. abs/2006.08505, 2020.
- [37] A. Hagg, S. Berns, A. Asteroth, S. Colton, and T. Bäck, “Expressivity of parameterized and data-driven representations in quality diversity search,” in *Proceedings of the Genetic and Evolutionary Computation Conference*, 2021.
- [38] T. Bartz-Beielstein, “A survey of model-based methods for global optimization,” *Bioinspired Optimization Methods and Their Applications*, 2016.

- [39] T. M. Moerland, J. Broekens, and C. M. Jonker, “Model-based reinforcement learning: A survey,” *CoRR*, vol. abs/2006.16712, 2020.
- [40] A. Hagg, D. Wilde, A. Asteroth, and T. Bäck, “Designing air flow with surrogate-assisted phenotypic niching,” in *Proceedings of the International Conference on Parallel Problem Solving from Nature*, 2020.
- [41] L. Cazenille, N. Bredeche, and N. Aubert-Kato, “Exploring self-assembling behaviors in a swarm of bio-micro-robots using surrogate-assisted map-elites,” in *IEEE Symposium Series on Computational Intelligence (SSCI)*, 2019.
- [42] A. Gaier, A. Asteroth, and J.-B. Mouret, “Discovering representations for black-box optimization,” in *Proceedings of the Genetic and Evolutionary Computation Conference*, 2020.
- [43] N. Rakicevic, A. Cully, and P. Kormushev, “Policy manifold search: Exploring the manifold hypothesis for diversity-based neuroevolution,” in *Proceedings of the Genetic and Evolutionary Computation Conference*, 2021.
- [44] L. Keller, D. Tanneberg, S. Stark, and J. Peters, “Model-based quality-diversity search for efficient robot learning,” in *Proceedings of the IEEE/RSJ International Conference on Intelligent Robots and Systems, IROS*, 2020.
- [45] B. Lim, L. Grillotti, L. Bernasconi, and A. Cully, “Dynamics-aware quality-diversity for efficient learning of skill repertoires,” *CoRR*, vol. abs/2109.08522, 2021.
- [46] N. Shaker, J. Togelius, and M. J. Nelson, *Procedural Content Generation in Games*. Springer, 2016.
- [47] D. Gravina, A. Khalifa, A. Liapis, J. Togelius, and G. N. Yannakakis, “Procedural content generation through quality diversity,” in *Proceedings of the IEEE Conference on Games (CoG)*, 2019.
- [48] S. Earle, J. Snider, M. C. Fontaine, S. Nikolaidis, and J. Togelius, “Illuminating diverse neural cellular automata for level generation,” *CoRR*, vol. abs/2109.05489, 2021.
- [49] A. Khalifa, S. Lee, A. Nealen, and J. Togelius, “Talakat: Bullet hell generation through constrained map-elites,” in *Proceedings of the Genetic and Evolutionary Computation Conference*, 2018.
- [50] K. Steckel and J. Schrum, “Illuminating the space of beatable lode runner levels produced by various generative adversarial networks,” in *Proceedings of the Genetic and Evolutionary Computation Conference*, 2021.
- [51] J. Schrum, V. Volz, and S. Risi, “CPPN2GAN: combining compositional pattern producing networks and gans for large-scale pattern generation,” in *Proceedings of the Genetic and Evolutionary Computation Conference*, 2020.
- [52] A. Sarkar and S. Cooper, “Generating and blending game levels via quality-diversity in the latent space of a variational autoencoder,” in *Proceedings of the 16th International Conference on the Foundations of Digital Games*, 2021.
- [53] A. Summerville, S. Snodgrass, M. Guzdial, C. Holmgård, A. K. Hoover, A. Isaksen, A. Nealen, and J. Togelius, “Procedural content generation via machine learning (PCGML),” *IEEE Transactions on Games*, 2018.
- [54] J. Liu, S. Snodgrass, A. Khalifa, S. Risi, G. N. Yannakakis, and J. Togelius, “Deep learning for procedural content generation,” *Neural Computing and Applications*, 2021.
- [55] S. Snodgrass and S. Ontañón, “Experiments in map generation using markov chains,” in *Proceedings of the 9th International Conference on the Foundations of Digital Games, FDG*, 2014.
- [56] M. Guzdial and M. Riedl, “Game level generation from gameplay videos,” in *Proceedings of the 12th Artificial Intelligence and Interactive Digital Entertainment Conference*, 2016.
- [57] A. Summerville and M. Mateas, “Super mario as a string: Platformer level generation via LSTMs,” in *Proceedings of the First Joint International Conference of Digital Games Research Association and Foundation of Digital Games, DiGRA/FDG*, 2016.
- [58] V. Volz, J. Schrum, J. Liu, S. M. Lucas, A. Smith, and S. Risi, “Evolving mario levels in the latent space of a deep convolutional generative adversarial network,” in *Proceedings of the Genetic and Evolutionary Computation Conference*, 2018.
- [59] E. Giacomello, P. L. Lanzi, and D. Loiacono, “DOOM level generation using generative adversarial networks,” in *Proceedings of the IEEE Games, Entertainment, Media Conference (GEM)*, 2018.

- [60] R. R. Torrado, A. Khalifa, M. C. Green, N. Justesen, S. Risi, and J. Togelius, "Bootstrapping conditional gans for video game level generation," in *Proceedings of the IEEE Conference on Games*, 2020.
- [61] A. Sarkar, Z. Yang, and S. Cooper, "Conditional level generation and game blending," *CoRR*, vol. abs/2010.07735, 2020.
- [62] A. Khalifa, P. Bontrager, S. Earle, and J. Togelius, "PCGRL: procedural content generation via reinforcement learning," in *Proceedings of the AAAI Conference on Artificial Intelligence and Interactive Digital Entertainment*, 2020.
- [63] S. Earle, M. Edwards, A. Khalifa, P. Bontrager, and J. Togelius, "Learning controllable content generators," in *Proceedings of the IEEE Conference on Games (CoG)*, 2021.
- [64] D. Karavolos, A. Liapis, and G. N. Yannakakis, "A multifaceted surrogate model for search-based procedural content generation," *IEEE Transactions on Games*, 2021.
- [65] J. Togelius, G. N. Yannakakis, K. O. Stanley, and C. Browne, "Search-based procedural content generation: A taxonomy and survey," *IEEE Transactions on Computational Intelligence and AI in Games*, 2011.
- [66] J. Arnold and R. Alexander, "Testing autonomous robot control software using procedural content generation," in *Proceedings of the 32nd International Conference on Computer Safety, Reliability, and Security*, 2013.
- [67] G. E. Mullins, P. G. Stankiewicz, R. C. Hawthorne, and S. K. Gupta, "Adaptive generation of challenging scenarios for testing and evaluation of autonomous vehicles," *Journal of Systems and Software*, 2018.
- [68] Y. Abeysirigoonawardena, F. Shkurti, and G. Dudek, "Generating adversarial driving scenarios in high-fidelity simulators," in *Proceedings of the International Conference on Robotics and Automation (ICRA)*, 2019.
- [69] E. Rocklage, H. Kraft, A. Karatas, and J. Seewig, "Automated scenario generation for regression testing of autonomous vehicles," in *Proceedings of the 20th IEEE International Conference on Intelligent Transportation Systems (ITSC)*, 2017.
- [70] A. Gambi, M. Mueller, and G. Fraser, "Automatically testing self-driving cars with search-based procedural content generation," in *Proceedings of the 28th ACM SIGSOFT International Symposium on Software Testing and Analysis*, 2019.
- [71] D. Sadigh, S. S. Sastry, and S. A. Seshia, "Verifying robustness of human-aware autonomous cars," *IFAC-PapersOnLine*, 2019.
- [72] D. J. Fremont, T. Dreossi, S. Ghosh, X. Yue, A. L. Sangiovanni-Vincentelli, and S. A. Seshia, "Scenic: a language for scenario specification and scene generation," in *Proceedings of the 40th ACM SIGPLAN Conference on Programming Language Design and Implementation*, 2019.
- [73] Y. Zhou, S. Booth, N. Figueroa, and J. Shah, "RoCUS: robot controller understanding via sampling," in *Proceedings of the Conference on Robot Learning*, 2021.
- [74] S. Risi and J. Togelius, "Increasing generality in machine learning through procedural content generation," *Nature Machine Intelligence*, 2020.
- [75] N. Justesen, R. R. Torrado, P. Bontrager, A. Khalifa, J. Togelius, and S. Risi, "Illuminating generalization in deep reinforcement learning through procedural level generation," *arXiv preprint arXiv:1806.10729*, 2018.
- [76] K. Cobbe, C. Hesse, J. Hilton, and J. Schulman, "Leveraging procedural generation to benchmark reinforcement learning," in *Proceedings of the International Conference on Machine Learning*, 2020.
- [77] T. Gabor, A. Sedlmeier, M. Kiermeier, T. Phan, M. Henrich, M. Pichlmair, B. Kempter, C. Klein, H. Sauer, R. S. AG, *et al.*, "Scenario co-evolution for reinforcement learning on a grid world smart factory domain," in *Proceedings of the Genetic and Evolutionary Computation Conference*, 2019.
- [78] D. M. Bossens and D. Tarapore, "QED: using quality-environment-diversity to evolve resilient robot swarms," *IEEE Transactions on Evolutionary Computation*, 2020.
- [79] A. Dharna, J. Togelius, and L. B. Soros, "Co-generation of game levels and game-playing agents," in *Proceedings of the AAAI Conference on Artificial Intelligence and Interactive Digital Entertainment*, 2020.
- [80] M. Jiang, E. Grefenstette, and T. Rocktäschel, "Prioritized level replay," in *Proceedings of the 38th International Conference on Machine Learning, ICML*, 2021.

- [81] R. Kirk, A. Zhang, E. Grefenstette, and T. Rocktäschel, “A survey of generalisation in deep reinforcement learning,” *CoRR*, vol. abs/2111.09794, 2021.
- [82] J. Togelius, S. Karakovskiy, and R. Baumgarten, “The 2009 mario AI competition,” in *Proceedings of the IEEE Congress on Evolutionary Computation, CEC*, 2010.
- [83] T. H. Cormen, C. E. Leiserson, R. L. Rivest, and C. Stein, *Introduction to algorithms*. MIT press, 2022.
- [84] A. Khalifa, “Mario AI framework.” <https://github.com/amidos2006/Mario-AI-Framework>, 2019.
- [85] K. O. Stanley, J. Lehman, and L. Soros, “Open-endedness: The last grand challenge you’ve never heard of,” 2017.
- [86] A. Ecoffet, J. Clune, and J. Lehman, “Open questions in creating safe open-ended AI: tensions between control and creativity,” *CoRR*, vol. abs/2006.07495, 2020.
- [87] D. Hendrycks, N. Carlini, J. Schulman, and J. Steinhardt, “Unsolved problems in ML safety,” *CoRR*, vol. abs/2109.13916, 2021.
- [88] A. Roy, N. Memon, J. Togelius, and A. Ross, “Evolutionary methods for generating synthetic masterprint templates: Dictionary attack in fingerprint recognition,” in *2018 International Conference on Biometrics (ICB)*, pp. 39–46, IEEE, 2018.
- [89] C. Xiao, Y. Wu, C. Ma, D. Schuurmans, and M. Müller, “Learning to combat compounding-error in model-based reinforcement learning,” *CoRR*, vol. abs/1912.11206, 2019.
- [90] P. R. Wurman, S. Barrett, K. Kawamoto, J. MacGlashan, K. Subramanian, T. J. Walsh, R. Capobianco, A. Devlic, F. Eckert, F. Fuchs, *et al.*, “Outracing champion gran turismo drivers with deep reinforcement learning,” *Nature*, 2022.
- [91] M. Chevalier-Boisvert, L. Willems, and S. Pal, “Minimalistic gridworld environment for OpenAI gym.” <https://github.com/maximecb/gym-minigrid>, 2018.
- [92] M. Arjovsky, S. Chintala, and L. Bottou, “Wasserstein generative adversarial networks,” in *Proceedings of the 34th International Conference on Machine Learning*, 2017.
- [93] I. Gulrajani, F. Ahmed, M. Arjovsky, V. Dumoulin, and A. Courville, “Improved training of wasserstein GANs,” in *Proceedings of the 31st International Conference on Neural Information Processing Systems*, 2017.
- [94] S. Ioffe and C. Szegedy, “Batch normalization: Accelerating deep network training by reducing internal covariate shift,” in *Proceedings of the 32nd International Conference on Machine Learning, ICML*, 2015.
- [95] K. He, X. Zhang, S. Ren, and J. Sun, “Deep residual learning for image recognition,” in *Proceedings of the IEEE Conference on Computer Vision and Pattern Recognition*, 2016.
- [96] B. Tjanaka, M. C. Fontaine, Y. Zhang, S. Sommerer, N. Dennler, and S. Nikolaidis, “pyribs: A bare-bones python library for quality diversity optimization.” <https://github.com/icaros-usc/pyribs>, 2021.
- [97] D. P. Kingma and J. Ba, “Adam: A method for stochastic optimization,” in *Proceedings of the 3rd International Conference on Learning Representations, ICLR*, 2015.
- [98] A. Paszke, S. Gross, F. Massa, A. Lerer, J. Bradbury, G. Chanan, T. Killeen, *et al.*, “PyTorch: an imperative style, high-performance deep learning library,” in *Advances in Neural Information Processing Systems*, 2019.

A Environment Details

A.1 Maze

Environment. The mazes that we consider in this paper are implemented as MiniGrid environments [91]. Each maze is a 16×16 grid containing walls and empty cells, two of which are the starting and the goal cells. An agent solving the maze starts at the starting cell and observes a 5×5 area around itself. The agent can move forward into an empty cell or turn left or right in its own cell. To maintain consistency with the MiniGrid environments, the agent is also allowed to pick up, drop or toggle an object or notify that a task is done. In the mazes generated by our work, all those actions result in the agent staying in the same cell. A time limit of 648 is used since an optimal agent will be able to finish all possible 16×16 mazes in this duration. If the agent reaches the goal within this time limit, it receives a reward of $1 - 0.9 \times$ fraction of the time limit used. Otherwise, the agent receives no reward.

Environment generator. The environment generator accepts a 16×16 bit map denoting the walls and empty spaces as the input. For better visualization, we add a wall surrounding the 16×16 region. We set the starting cell and goal cell to be the pair of empty cells that are furthest apart, as identified by the Floyd-Warshall algorithm [83].

Agent. We select an agent from a recent work on open-ended learning, ACCEL [4], for the purpose of evaluation. Since individual ACCEL agents have a high variance in their performance, we evaluated the agents trained with four different random seeds on three of the test mazes given in the original paper (*Labyrinth*, *16Rooms*, *LargeCorridor*). We chose the best performing agent out of the four and fixed it for all our experiments. The selected agent was able to always reach the goal in those test mazes.

A.2 Mario

Environment The Mario environments that we consider in this paper are implemented in the Mario AI Framework [84, 20]. Each level is a 16×56 grid of tiles, where each tile can be one of 17 different objects. The agent in each environment receives as input the current game state, consisting of all tiles that are visible on the screen. The agent then outputs the action for Mario to take. Each episode runs for 20 time ticks.

Environment generator. Drawing from prior work [15, 58], the Mario environments are generated with a GAN pre-trained on human-authored levels with the WGAN algorithm [92, 93]. The GAN’s generator takes as input a latent vector of size 32 and outputs a 16×56 level padded to 64×64 . The GAN architecture is shown in Fig. 5.

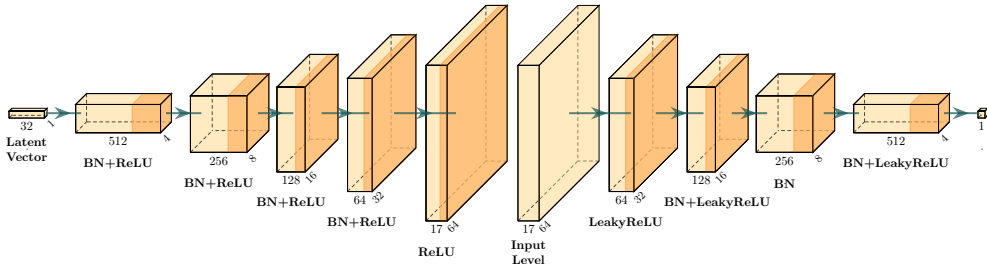


Figure 5: GAN architecture for generating Mario levels (BN stands for Batch Normalization [94]).

Agent. In each environment, we run the A* agent developed by Robin Baumgarten [21]. This agent won the Mario AI competitions at the ICE-GIC conference and the IEEE Computational Intelligence in Games symposium in 2009. The trajectory taken by the agent in a level is stochastic due to randomness in the environment dynamics.

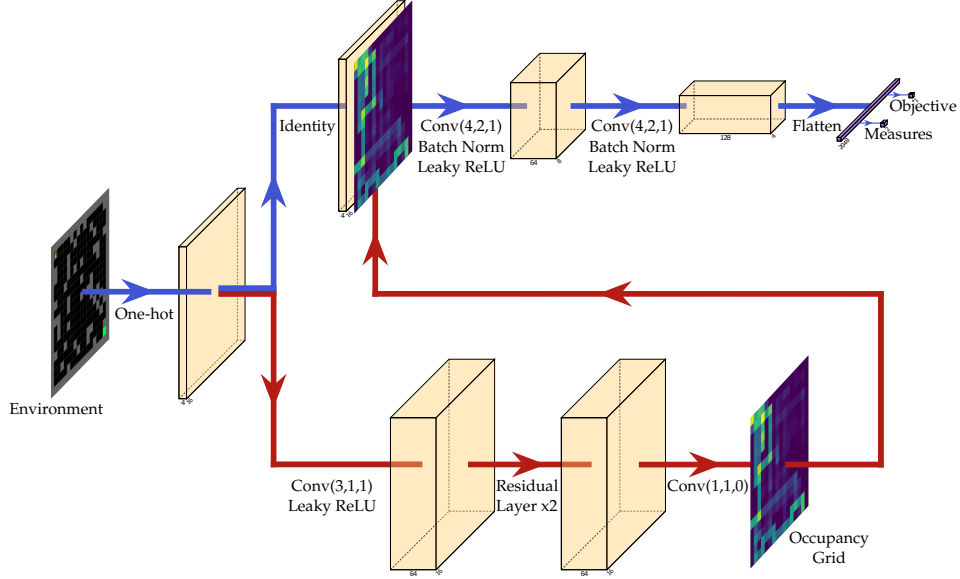


Figure 6: Architecture of the surrogate model. The model predicts the occupancy grid (red arrows) which guides the downstream prediction of the objective and the measure values (blue arrows).

B Deep Surrogate Model

In the DSAGE algorithm, we maintain a deep surrogate model (Fig. 6) for predicting the objective and the measures resulting from simulating an agent’s execution in the environment. The input to this model, provided as a one-hot encoded representation of the image of the environment, is passed through a two-stage deep surrogate model as described in Sec. 4.

The first stage predicts the ancillary agent behavior data that is in the form of an occupancy grid. The predictor consists of a 3×3 convolution (with Leaky ReLU activation) followed by two residual layers [95] and a 1×1 convolution. Since the occupancy grid depends on the layout of the environment, we believe that residual layers’ propagation of the input information is helpful for prediction.

The predicted occupancy grid and the one-hot encoded image of the environment are stacked and passed through another CNN that predicts the objective and the measure values. The architecture of this CNN is inspired by the discriminator architecture in prior work on generating Mario levels with a GAN [15, 58]. The input is passed through layers of 4×4 strided convolutions with a stride of 2 and an increasing number of channels. Each convolution is followed by Batch Normalization [94] and LeakyReLU activation. Once the height and width of the output of a convolution have been reduced to 4, it is flattened and passed through two fully connected layers to obtain the objective and the measure values.

DSAGE Basic and DSAGE-Only Down do not predict the occupancy grid. The surrogate model in those algorithms directly predicts the objective and the measure values as denoted by the blue arrows.

B.1 Evaluating the Prediction Performance

Mean absolute error. To test the prediction performance of the deep surrogate model trained by DSAGE and its variants, we select two separate runs of each algorithm. The datasets generated in the first run of each algorithm are combined into a single dataset. We then evaluate the trained surrogate models from the second run of each algorithm on the combined dataset by calculating the mean absolute error (MAE) between the predicted and the true objective and measures corresponding to the solutions in the combined dataset.

Table 1 shows the obtained MAEs in the Maze and the Mario domains. In both domains, we observe that the measures that depend on agent behavior (mean agent path length for Maze and number of jumps for Mario) are harder to predict compared to the ones that only depend on the environment

Table 1: Mean absolute error of the objective and measure predictions for the surrogate models.

Algorithm	Maze			Mario		
	Objective MAE	Number of Wall Cells MAE	Mean Agent Path Length MAE	Objective MAE	Number of Sky Tiles MAE	Number of Jumps MAE
DSAGE	0.03	0.37	96.58	0.10	1.10	7.16
DSAGE-Only Anc	0.04	0.96	95.14	0.20	1.11	9.97
DSAGE-Only Down	0.10	0.95	151.50	0.11	0.87	6.52
DSAGE Basic	0.18	5.48	157.69	0.20	2.16	10.71

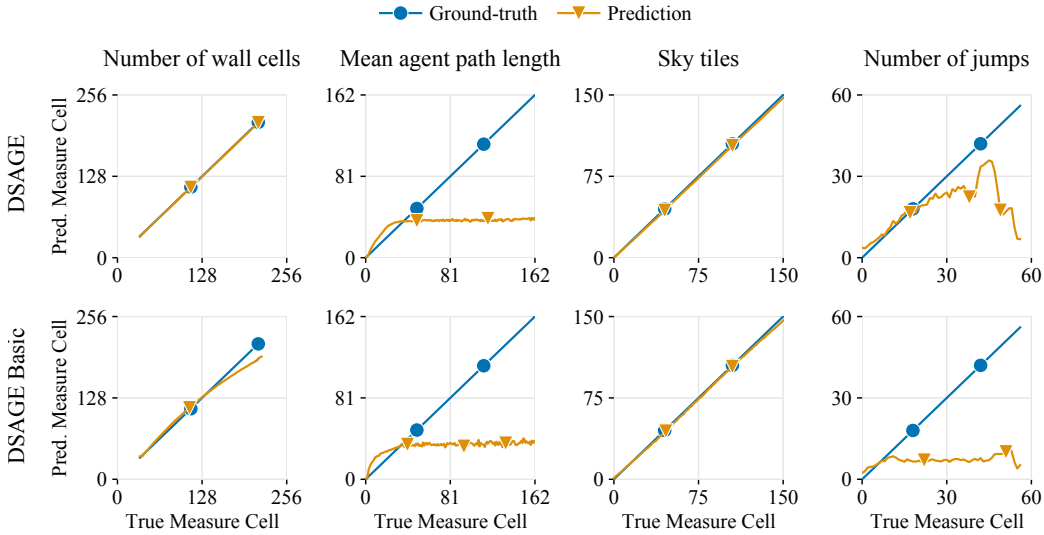


Figure 7: Correlation between the predicted and the true measure cells. The first row corresponds to DSAGE while the second row corresponds to DSAGE Basic. The columns correspond to the two measures in the Maze and the Mario domains respectively. We observe that long agent path lengths and high numbers of jumps are more difficult to predict.

(number of wall cells for Maze and number of sky tiles for Mario). Indeed, the MAEs for the number of wall cells in the Maze domain and the number of sky tiles in the Mario domain are much smaller than the MAE for the mean agent path length and the number of jumps, respectively.

In the Maze domain, predicting ancillary agent behavior data helped improve the prediction of the mean agent path length. Both DSAGE and DSAGE-Only Anc have better predictions compared to their counterparts that do not predict ancillary data. Since the mean agent path length is a scaled version of the sum of the occupancy grid, having a good prediction of the occupancy grid makes the downstream prediction task much easier. We believe that the additional supervision during training in the form of the occupancy grid guides the surrogate model towards understanding the layout of the maze and the agent’s behavior.

On the other hand, we see little improvement when predicting the number of jumps in the Mario domain. Here, downsampling provided a larger boost to the predictions, with DSAGE and DSAGE-Only Down making better predictions than their counterparts without downsampling. Since we do not store temporal information in the occupancy grid, predicting the number of jumps remains a challenging task even with an accurate prediction of the occupancy grid. We conjecture that the additional training of the surrogate model, which resulted from the increased number of outer iterations when downsampling, played a more important role in improving the predictions.

Correlation plots. To further test if DSAGE’s predictions of some measures were more accurate in certain regions of the archive, for each solution we plot the true measure cell on the x-axis and the average of the corresponding predicted measure cell on the y-axis (Fig. 7). In this plot, accurate predictions would fall on the $x = y$ line (denoted in blue), and inaccurate ones would be above or below the line.

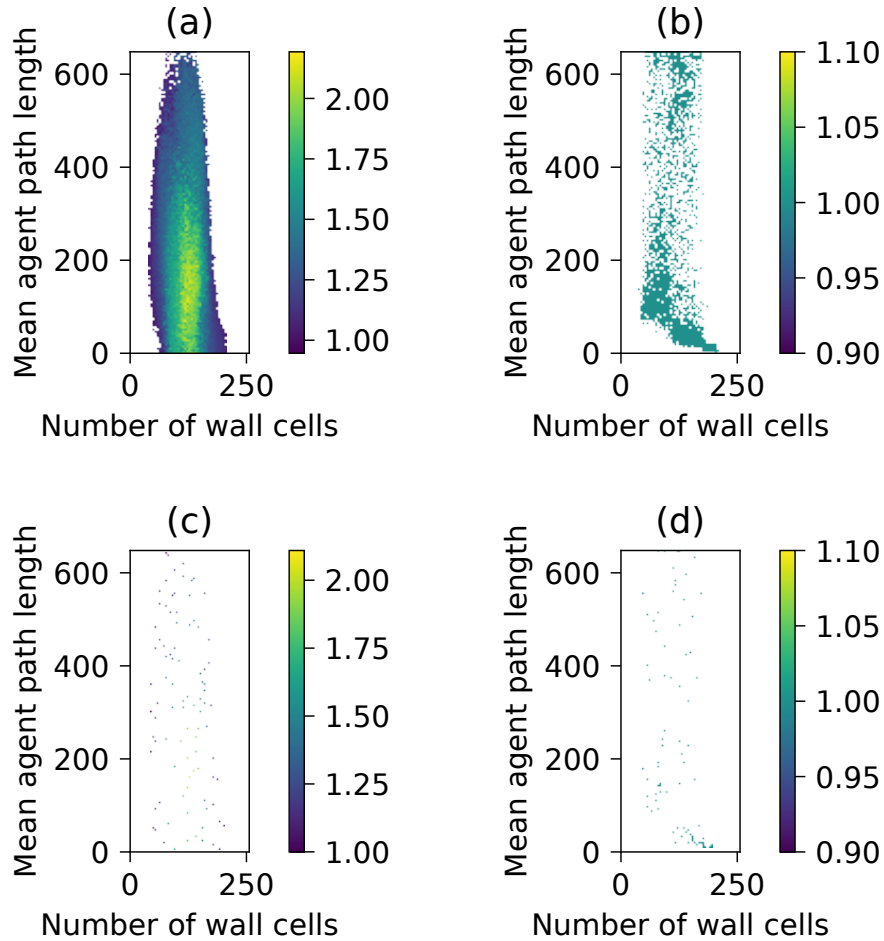


Figure 8: After running one surrogate model exploitation inner loop, we visualize the (a) surrogate archive, (b) positions of solutions from the surrogate archive in the ground-truth archive, (c) downsampled surrogate archive, and (d) positions of solutions from the downsampled surrogate archive in the ground-truth archive.

Once again, we see that the measures dependent on agent simulation, i.e., the mean agent path length in Maze and the number of jumps in Mario, are difficult to predict. Interestingly, we observe that accurately predicting large number of jumps and long agent path length is harder compared to predicting them when the true value is low. Since the agent would be revisiting the tiles multiple times when the path length or the number of jumps is high, it becomes harder to obtain useful information from the occupancy grid.

We also believe that in these regions, minor environment differences could cause a large change in the measure value, making the prediction problem extremely difficult. For example, if a jump in Mario is barely possible, the agent might need to try multiple times. But if one block is removed to make the jump easier, the agent might be able to finish it in one try, drastically reducing the total number of jumps.

Surrogate archive accuracy. To understand how the surrogate model’s accuracy affects the creation of the ground-truth archive, we run an additional surrogate model exploitation inner loop starting from a completed DSAGE run and obtain a surrogate archive. We evaluate all the solutions in the surrogate archive and add them to a separate archive based on the ground-truth objective and measures.

Additionally, we downsample the surrogate archive and create a corresponding ground-truth archive from the selected solutions.

Fig. 8 shows the full (8.a) and the downsampled (8.c) surrogate archive and the corresponding ground-truth archives (8.b, 8.d) in the Maze domain. We observe that many of the solutions from the surrogate archive end up in the same cell in the ground-truth archive, creating holes in the ground-truth archive. Only 47% and 41% of the solutions from the surrogate archive ended up in unique cells in the Maze and the Mario domains respectively. On the other hand, when downsampling, the percentage of surrogate archive solutions filling unique cells in the ground-truth archive improved to 97% and 94% in the Maze and the Mario domains respectively. Hence, downsampling reduces the number of unnecessary ground-truth evaluations.

In the Maze domain, only 0.06% of the surrogate archive solutions ended up in the exact same cell of the ground-truth archive as predicted. 4.6% of the solutions were in the 8×6 (the area from which downsampled solutions are chosen) neighborhood of the predicted cell. The average Manhattan distance between the predicted cell and the true cell was 53.8. In the Mario domain, 2.0% of the solutions were exactly in the same cell, 23.3% in the 5×5 neighborhood, and the average Manhattan distance was 14.2.

Despite the low accuracy of the surrogate model in terms of predicting the exact cell of the archive that the solution belongs to, the predictions were in the nearby region of the archive as evidenced by the average Manhattan distance. Furthermore, we conjecture that the holes in the ground-truth archive from a single outer iteration (as seen in Fig. 8.b, 8.d) are filled by solutions from other outer iterations. Hence, the final ground-truth archive (Fig. 3, Fig. 4) is more densely filled, leading to a better archive coverage and a better QD-score.

C Experimental Details

QD Optimization Algorithm. In the Maze domain, we used the MAP-Elites algorithm to generate the wall and the empty tiles of a maze. The first 100 solutions were generated by setting each cell to be either a wall cell or an empty cell uniformly at random. Every subsequent solution was generated by first choosing a random solution in the archive and mutating 10 random cells to a random value. The batch size was set to 150, i.e., 150 solutions were generated and evaluated in each iteration of the MAP-Elites algorithm. The archive was divided into 256×162 cells corresponding to the number of wall cells and the mean agent path length respectively.

In the Mario domain, we followed previous work [15] and selected the CMA-ME algorithm for QD optimization. The archive was divided into 150×100 cells corresponding to the number of sky tiles and the number of jumps respectively. The solutions, which are the input to a pre-trained GAN from previous work [15], were generated by 5 improvement emitters, each with a batch size of 30 and mutation power of 0.2.

In the baselines without a surrogate model, we ran the QD optimization algorithm until the number of ground-truth evaluations reached the given budget. For the other algorithms, we used the QD optimizer in the surrogate model exploitation phase and ran 10,000 iterations of the corresponding algorithm to create the surrogate archive.

We implemented all QD algorithms in Python with the pyribs [96] library.

Ancillary data and downsampling. In both domains, we recorded and stored the average number of visits by the agent to each discretized tile in the environment as the ancillary data. Algorithms using downsampling chose a single random elite from every 8×6 cells in the Maze domain and every 5×5 cells in the Mario domain

Surrogate Model Training. At the start of each outer iteration, the deep surrogate model was trained on the most recent 20,000 data samples for 200 epochs with a batch size of 64. The surrogate model was updated by backpropagating the mean square error loss between the predicted and the true objective, measures, and ancillary data. The model weights were then updated by the Adam [97] optimizer with a learning rate of 0.001 and betas equal to 0.9 and 0.999 respectively. We implemented the surrogate model with the PyTorch [98] library.

Table 2: Mean and standard error of the QD score and archive coverage attained by DSAGE and DSAGE with random sampling in the Maze and Mario environments over 5 trials.

Algorithm	Maze		Mario	
	QD-score	Archive Coverage	QD-score	Archive Coverage
DSAGE	16,446.60 \pm 42.27	0.40 \pm 0.00	4,362.29 \pm 72.54	0.30 \pm 0.00
DSAGE (random sampling)	15,974.40 \pm 78.71	0.39 \pm 0.00	4,370.28 \pm 107.87	0.30 \pm 0.01

Computational Resources. For each algorithm-domain pair, we repeated the experiments 5 times and compared the mean performance. Experiments were run on two local machines and a high-performance cluster. The local machines had AMD Ryzen Threadripper with a 64-core (128 threads) CPU and an NVIDIA GeForce RTX 3090/RTX A6000 GPU. 16 CPU cores and one V100 GPU were allocated for each run on the cluster. Maze experiments without downsampling lasted for 4-5 hours while those with downsampling lasted for around 30 hours. Mario experiments without downsampling took 2-3 hours while those with downsampling took around 12 hours.

A single ground-truth evaluation in the Maze domain took between 1 to 13 seconds, with a mean of 3.5 seconds. The variation was mostly due to the difference in the agent performance since mazes that were finished in fewer steps required fewer forward passes through the agent’s policy network. Evaluations in the Mario domain took between 1 to 135 seconds, with an average of 53 seconds, depending on the generated level. In contrast, a complete inner loop involving the surrogate model exploitation phase (around 1,500,000 surrogate evaluations) finished in around 90 seconds.

D Ablation: Random Selection of Surrogate Archive Solutions

As discussed in Sec. 6.3, selecting solutions from the surrogate archive with downsampling has several advantages which lead to better performance, with the major advantage being that downsampling increases the number of outer loop iterations. However, we could also increase the number of outer iterations by choosing a different subset selection mechanism, including simply selecting solutions uniformly at random. Thus, we test DSAGE with the random selection mechanism as an additional baseline. Namely, after every inner loop, we select a fixed number of solutions from the surrogate archive uniformly at random such that the number of outer iterations is approximately the same for both downsampling and random sampling.

Table 2 shows the results obtained by DSAGE with downsampling and random sampling. We observe that the performance with random sampling is lower than that of downsampling in the Maze domain, but they are very close in the Mario domain. Hence, we can conclude that increasing the number of outer iterations is the largest contributor to the performance improvement, although downsampling has additional advantages that improve its performance in the Maze domain.

E Qualitative Analysis of the Algorithms

Fig. 9 and Fig. 10 show typical archives output by the algorithms in our experiments in the Maze and Mario domains, respectively.

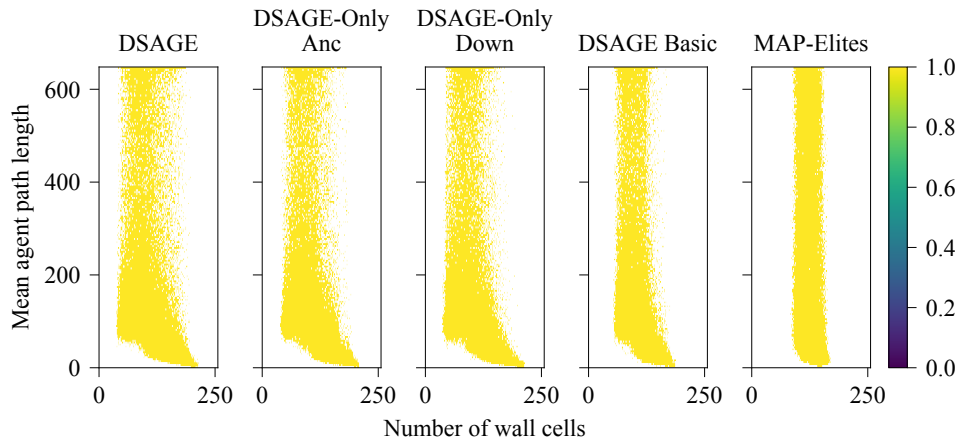


Figure 9: Example archives generated by algorithms in the Maze domain. Among the algorithms, DSAGE fills the largest portion of the archive, resulting in the highest QD score, while MAP-Elites fills the smallest portion, resulting in the lowest QD score. Since the objective only tests whether the level is valid, all levels in each archive have an objective of 1. Note that certain portions of the archive are physically impossible to obtain. For example, a maze with 0 wall cells would have the starting position and the goal at opposite corners, meaning that the mean agent path length must be at least 32.

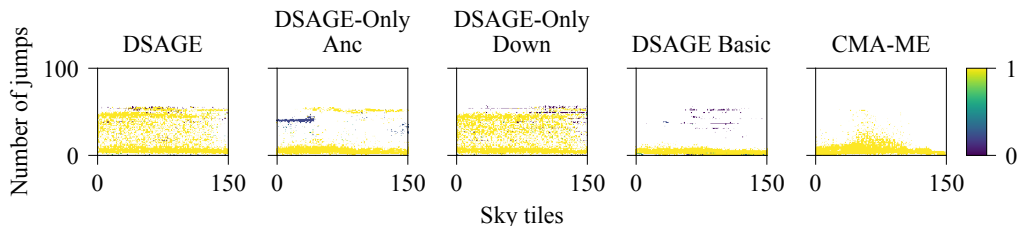


Figure 10: Example archives generated by all algorithms in the Mario domain. Compared to CMA-ME, DSAGE and its variants are more adept at finding levels with high numbers of jumps. The algorithms then differ in the objective values of the levels that have high numbers of jumps — DSAGE Basic finds levels with low objective values, so its QD score is low. DSAGE-Only Down finds many levels with high numbers of jumps, but many of these levels have low objective values (hence the dark region in the top right of its archive), leading to a lower QD score than DSAGE, which primarily finds levels with high objective values. Note that in our experiments, we never observed a level that caused Mario to jump more than 60 times, so the upper portion of all archives is unoccupied.

F Searching for Additional Agent Behaviors

Here we present example results from different measures in the Maze and Mario domains. By searching for these measures with DSAGE, we discover environments that elicit a wide range of agent behaviors not presented in our main paper.

F.1 Maze

Fig. 11, 12, and 13 show results from DSAGE runs in the Maze domain with different measures.

F.2 Mario

Fig. 14 and 15 show results from DSAGE runs in the Mario domain with different measures.

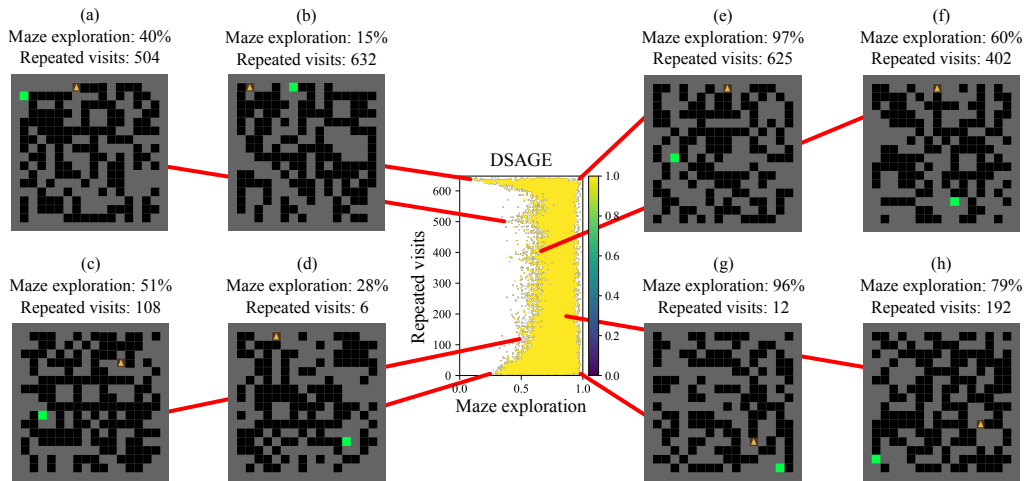


Figure 11: A DSAGE run in the Maze domain where the measures are (1) the fraction of reachable cells that the agent has visited (termed the “Maze exploration”; range $[0, 1]$) and (2) the number of times that the agent visits a cell it has already visited (termed the “Repeated visits”; range $[0, 648]$). Note that both of these measures are agent-based. In (a) and (b), the agent becomes stuck in a small portion of the maze, leading to many repeated visits but low maze exploration. Notably, the agent observes the goal multiple times in (b), but it never figures out how to go around the large wall which blocks it. In (c), the agent gets stuck in several traps (leading to repeated visits) but eventually makes its way to the goal. In (d), the agent heads directly to the goal, so it does not explore the maze much, and the only repeated visits it makes come from turning (when the agent turns, it stays in the same cell, which counts as a repeated visit). In (e) and (f), the agent visits multiple parts of the maze several times and is unable to reach the goal. In (g), the agent explores all of the space without revisiting many cells and eventually finds the goal. Finally, in (h), the agent has many repeated visits because it gets stuck at the beginning, but afterwards, it explores the rest of the maze and finds the goal. Refer to the supplemental material for videos of these agents.

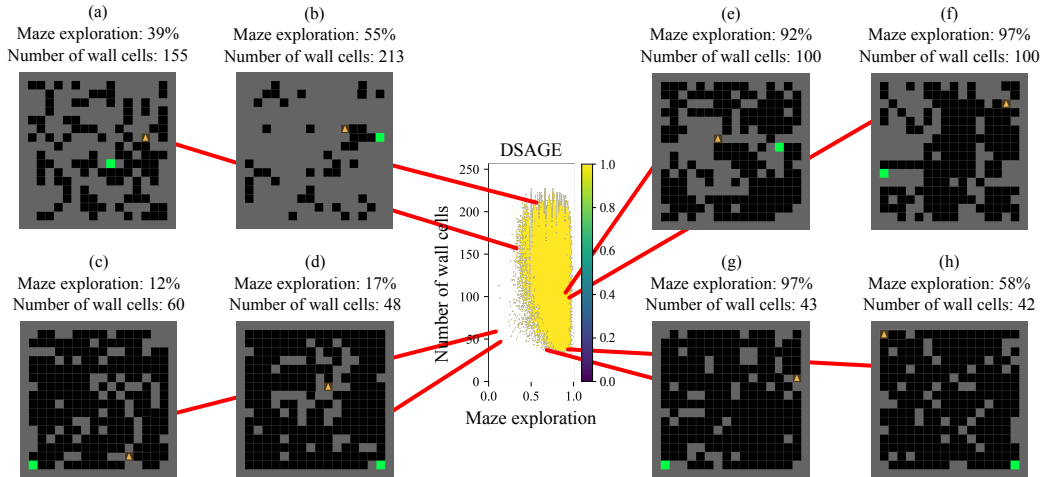


Figure 12: A DSAGE run in the Maze domain where the measures are (1) the fraction of reachable cells that the agent has visited (termed the “Maze exploration”; range [0, 1]) and (2) the number of wall cells in the maze (range [0, 256]). (a) and (b) are mazes where the wall cells define a straightforward path for the agent to follow to the goal, resulting in low maze exploration. In (c), the agent goes in circles in the bottom right corner, resulting in low exploration. (d) has a similar number of wall cells to (c), but the agent here is able to quickly find the goal, which also results in low exploration. (e) and (f) are two levels that are similar in terms of both measures yet have very different structures – in particular, (f) has a much larger reachable space for the agent to explore. In (g), the agent spends all its time exploring even though there are relatively few wall cells blocking its path. Finally, (h) has a similar number of wall cells as (g), but the agent heads almost directly to the goal. Refer to the supplemental material for videos of these agents.

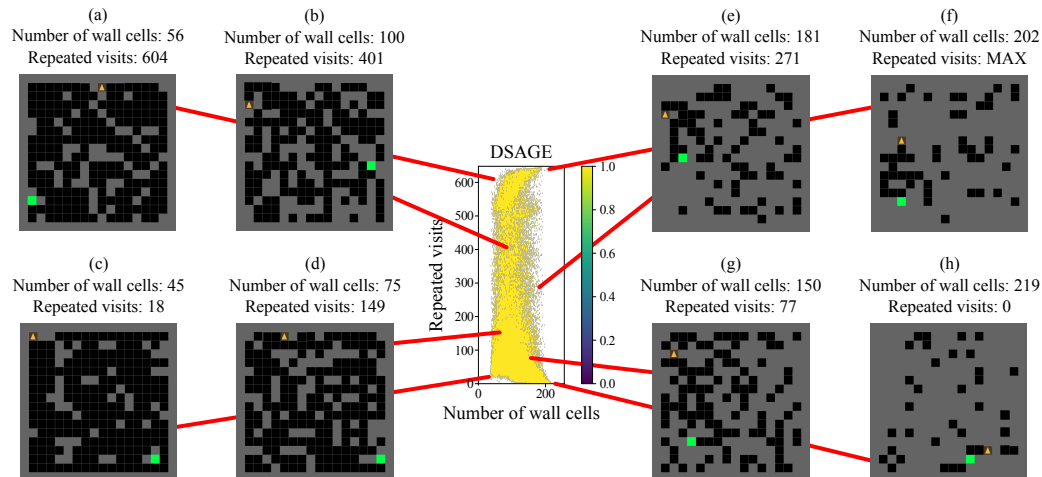


Figure 13: A DSAGE run in the Maze domain where the measures are (1) the number of wall cells in the maze (range [0, 256]) and (2) the number of times that the agent visits a cell it has already visited (termed the “Repeated visits”; range [0, 648]). In (a), the agent gets stuck in the top right corner since it is surrounded by walls with only one path out, so it has many repeated visits. In (b), the agent repeatedly goes around the maze and even sees the goal several times, but it usually does not reach the goal. (c) and (d) are relatively easy for the agent — since it finds the path quickly, it does not repeat many visits. (e) and (f) are cases where the agent gets stuck going in loops even though it is right next to the goal, which leads to many repeated visits. In (g), the agent makes several loops but eventually finds the goal. Finally, in (h), the agent goes directly to the goal, so it never repeats any visits. Refer to the supplemental material for videos of these agents.

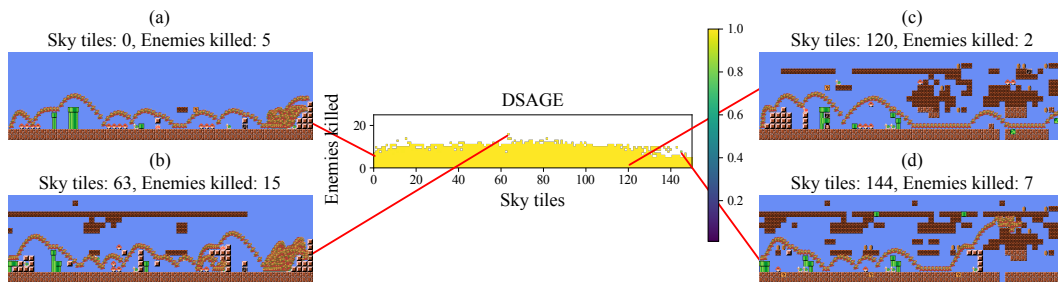


Figure 14: A DSAGE run in the Mario domain where the measures are (1) the number of sky tiles (exactly as in the main paper) and (2) the number of enemies Mario kills (range $[0, 25]$). Note that in (b), Mario kills many enemies because Mario repeatedly jumps on the bullets fired by the cannon at the end of the level. In (d), even though Mario kills multiple enemies, Mario cannot complete the level because the sky tiles form an unbreakable barrier. Refer to the supplemental material for videos of these agents.

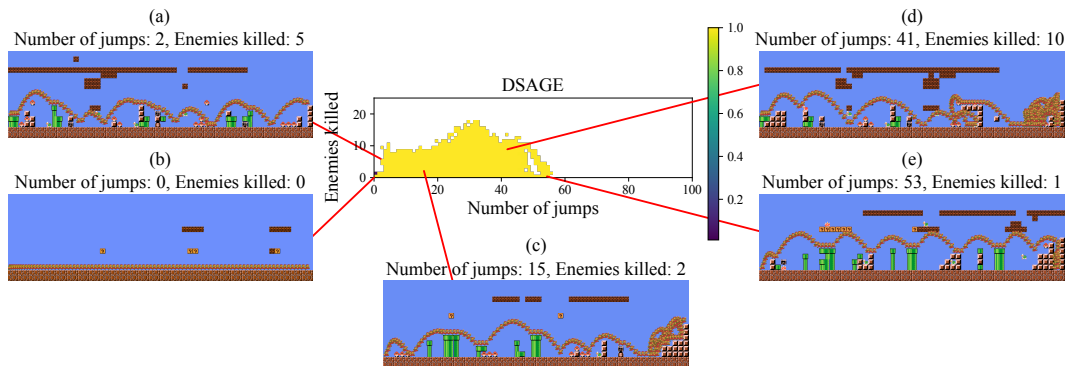


Figure 15: A DSAGE run in the Mario domain where the measures are (1) the number of times that Mario jumps (range $[0, 100]$) and (2) the number of enemies that Mario kills (range $[0, 25]$). Similar to the levels from our earlier experiment (Fig. 4(c)), levels (c), (d), and (e) here have a “staircase trap” at the end which causes Mario to perform many jumps, where different trap structures result in different numbers of jumps. Note that in some environments, there appear to be more jumps than indicated in the measures because Mario bounces whenever Mario lands on and kills an enemy, but these bounces do not count as jumps. Refer to the supplemental material for videos of these agents.