
WIDESIM: A TOOLKIT FOR SIMULATING RESOURCE MANAGEMENT TECHNIQUES OF SCIENTIFIC WORKFLOWS IN DISTRIBUTED ENVIRONMENTS WITH GRAPH TOPOLOGY

A PREPRINT

Mohammad Amin Rayej*

Department of Computer Engineering
Sharif University of Technology
Tehran, Iran
m.amin.rayej@gmail.com

Hajar Siar*

Department of Computer Engineering
Sharif University of Technology
Tehran, Iran
hajar.siar87@sharif.edu

Mohammad Izadi

Department of Computer Engineering
Sharif University of Technology
Tehran, Iran
izadi@sharif.edu

June 10, 2022

ABSTRACT

This paper presents a toolkit for simulating resource management of scientific workflows in distributed environments with graph topology called WIDESim². WIDESim can work with all three different structures of scientific workflows: single, multiple workflows, and workflow ensembles. Also, unlike most existing network simulators, there is no constraint on the topology of the distributed environment. We have analyzed the performance of WIDESim in comparison to standard simulators and workflow management tools. The comparison indicates that WIDESim's performance is close to existing standard simulators besides its improvements.

Keywords Fog Computing, Edge Computing, Cloud computing, Workflow, modeling, simulation

1 Introduction

Internet of Things (IoT) is a game-changer in the industry that brings various opportunities for different applications such as healthcare, agriculture, and transportation using connected devices to the internet. IoT devices gather information from their surrounding environment and send IoT data streams to the computation resources. Most of the IoT applications are large-scale and modeled as scientific workflows that are directed acyclic graphs (DAG) of interdependent tasks Nardelli et al. [2017]. According to the literature, there are three forms of scientific workflow applications: individual or multiple workflows and workflow ensembles. There are some differences between workflow ensembles and multiple workflows. The QoS requirements are determined for the ensemble, not each workflow. So, all workflows cannot be complete necessarily, and an additive objective compared with multiple workflows is maximizing the number of completed workflows from the ensemble. Also, the ensemble's workflows have a similar structure, and the differences are in the input data and workflows' size. The final difference is the number of workflows in the ensemble, which is predefined in most cases Siar and Izadi [2021], Rodriguez and Buyya [2018].

*These authors contributed equally

²The simulation toolkit (WIDESim) can be downloaded from: <https://github.com/maminrayej/WIDESim>

IoT services are commonly provided using cloud computing. However, this computing paradigm has a centralized model, transmitting all data to the cloud data-centers for processing and storing Siar and Izadi [2021]. Cloud computing providing centralized and near to infinite computation power is an appropriate infrastructure to process large-scale computation problems. However, an essential characteristic of IoT applications is the distribution of IoT devices and their large geographic distance from computing servers. Because of the slow growth of bandwidth than computing power, cloud computing tackles bandwidth delay, especially for bandwidth-hungry IoT applications such as video processing, virtual reality, and object detection. Also, sending all raw data to cloud servers owned by un-trustable providers brings privacy issues for data owners. Fog computing and edge computing paradigms are introduced to advance the centralized nature of cloud computing architecture in executing IoT applications with various resource requirements. Fog computing has a hierarchical architecture of processing and networking resources in the spectrum of end devices to cloud devices. Edge/fog devices with geo-distributed and heterogeneous resources can process input data, so there is no need to send the raw data to cloud servers. This infrastructure has the potential to tackle the challenges of cloud-centric IoT. However, resource management techniques must be used to unleash this potential and optimal utilization of resources Buyya and Srirama [2019]. These techniques introduce solutions for optimal performance of the applications in the network Toczé and Nadjm-Tehrani [2018].

There are several works in the literature for managing the execution of scientific applications in fog environments Siar and Izadi [2021], Yu et al. [2015], Stavrinides and Karatza [2019], Chen and Xu [2017], Lim et al. [2020], Bianzino et al. [2014], Goudarzi et al. [2020]. In these studies, various topologies are considered for the fog environments, from a tree to a fully connected, and different resource management problems are contemplated, such as scheduling, computation offloading, resource discovery, resource sharing Toczé and Nadjm-Tehrani [2018]. An IoT use case can have a particular topology for the network structure. Hence the resource management solution is introduced for that topology. Also, because of the distributed infrastructure of edge/fog computing, researchers are introducing distributed, and decentralized algorithms for these environments Zhang et al. [2019], Tripathi et al. [2017], Jošilo and Dán [2018], Guerrero et al. [2019]. Therefore, resource management schemes use different network topologies and different algorithms depending on the type of application and system model.

Analyzing the performance of a resource management solution requires evaluation environments. Since the evaluation of solutions in real IoT environments is costly and does not provide a repeatable and controllable environment, simulation tools are considered as a testbed in most studies Gupta et al. [2017]. An appropriate simulation environment for resource management techniques must be flexible in implementing the desired system model to simulate the solution's performance close to the real environment. Although by increasing the number of IoT devices, the use of the application in the form of scientific workflows will increase, there are limited tools for simulating resource management and scheduling of these applications in distributed environments. Most of the existing tools have limitations in terms of network topology and application model, such that they can not work on all types of scientific workflows Chen and Deelman [2012], Liu et al. [2019]. Also, there is no simulation toolkit supporting network topology in graph form to simulate decentralized resource management algorithms.

This paper introduces a flexible toolkit called WIDESim for simulating resource management of workflows in distributed environments. WIDESim is an extension of the CloudSim simulator Calheiros et al. [2011] with the ability to simulate distributed environments of cloud, edge, and fog computing without any restrictions on the network topology. Also, the input application can be considered in three different forms of scientific workflows. To the best of our knowledge, WIDESim is the first network simulator that is flexible in defining the topology of the distributed environments to consider both centralized and decentralized resource management schemes. On the other hand, WIDESim's computation model supports applications in all three different forms of scientific workflows.

The structure of this paper summarizes as follows: section 2 presents the most popular and state-of-the-art network simulators. section 3 presents the architecture of the WIDESim simulator. The comparison of WIDESim's performance with other simulators is present in section 4. Finally section 5, concludes the paper.

2 Related Works

CloudSim, Calheiros et al. [2011] is a standard network simulator for simulating scheduling and resource management algorithms of applications in the form of independent tasks. This simulator provides numerous entities that are necessary to simulate a cloud environment. It is an open-source toolkit where different aspects can be reprogrammed. Despite the tooling provided by CloudSim and its flexibility to be partially reprogrammed, it cannot be used to simulate the execution of a workflow in a fog computing environment. This simulator supports modeling independent tasks and their properties, such as the number of instructions to be completed. However, it lacks support for properties such as the dependency between a group of tasks which is crucial for modeling a workflow. Another limitation is the severity of the arrival time of each task, such that all tasks must enter the simulation environment at time zero. iFogSim, simulator Gupta et al. [2017] is developed upon CloudSim to add the necessary features for simulating a fog computing environment to that one. In contrast to CloudSim, iFogSim has richer capabilities for modeling the dependent tasks and

their dependencies. Its application model is essentially a graph in which each vertex is a task, and each edge models the data flow from a source task to a destination task. Since a workflow (i.e., DAG) is a tree of tasks, we can consider all workflows as a subset of all computational models supported by the iFogSim. Additionally, iFogSim supports various devices, including sensors, actuators, edge, fog, and cloud devices. These features make iFogSim an excellent choice for modeling the execution of applications in a fog computing environment. However, the importance of these features is diminished by the strict modeling of network topology. In iFogSim, network devices can only form a tree-like topology. Also, since there are no routing tables, each device uses broadcast to send its message to the destination, making it unsuitable for modeling all real-world networks. Its computational model lacks support for grouping the tasks into distinct workflows. Also, there is no support for defining parameters like the deadline for each task or the application. WorkflowSim, Chen and Deelman [2012] is also developed upon CloudSim but with a different goal: to simulate the execution of scientific workflows in distributed environments. This simulator enables the user to model scientific workflows providing a directed acyclic graph as its computational model. WorkflowSim takes different delays such as queuing delay, postscript delay, and workflow engine delay into account during the simulation. It can model random failures in the system and respond to them according to users' configuration, making it an excellent choice for modeling fault-tolerant systems and algorithms. One of the shortcomings of this simulator is the lack of support for concurrent execution of multiple workflows. All tasks in each workflow will mix after applying to the workflow engine component, and it cannot be distinguished each task corresponds to which workflow. Also, WorkflowSim supports a star-like topology for networking in which the central node is the broker and other nodes connected to it are data-centers. These limitations make WorkflowSim unsuitable for decentralized schemes. FogWorkflowSim, Liu et al. [2019] is developed on top of both iFogSim and WorkflowSim. This simulator tries to use the network model of iFogSim and integrate it with the computation model of WorkflowSim. Therefore, it is subjected to the shortcomings of the network model of iFogSim and the computation model of WorkflowSim. IoTSim-Edge, Jha et al. [2020] has also developed upon CloudSim to accurately model protocols, devices, and scenarios that take part in executing an application on the edge of the network. In this simulator, numerous features are available to model different aspects of the edge network, such as modeling the movement of devices at the edge of the network and their dynamic connection to each cell tower. But, just like iFogSim, this simulator only supports a tree-like topology for networking and suffers from the same constraints as that one. The limitations of the computational model of WorkflowSim also exist here.

After investigating standard simulators in the context of cloud, fog, and edge simulation, we concluded that CloudSim is the best choice as the base simulation framework to have a simulation toolkit for modeling resource management problems. Our goal is to reach a simulator where the application model can support any type of workflow-based application. Also, the network model can support both centralized and decentralized resource management algorithms by considering most of the topologies introduced for the distributed environments of cloud, edge, and fog computing.

3 Architecture

Each discrete-event simulation framework requires tools to model entities and events. Also, there needs to be an interface for sending and receiving events. The simulation framework manages each entity's life cycle and the generation and delivery of events. When the necessary infrastructure is provided, one can build higher-level tools on top of it. For example, many components such as data-centers, brokers, virtual machines, and processing cores need to be modeled for a fog computing environment. Also, other concepts like tasks, files, and network packets may not be an entity but need to be modeled. In addition, other concepts don't take a physical form but are present in a simulation environment, such as provisioning algorithms and schedulers. Reinventing the wheel is possible but time-consuming, preventing us from focusing on our goal. The alternative is to rely on a well-established discrete event simulation framework. It can provide us with the basic tooling that we need, and we can focus on implementing higher-level features. Since the design choices made in the base simulator will affect the design of the new simulator, choosing a simulator as a base is not an easy task. For example, suppose the base simulator only supports star topology. In that case, the resulting simulator has to succumb to this decision unless it re-implements the network layer altogether, defeating the whole purpose of relying on a base simulator. After careful consideration, we've picked CloudSim as the base simulator for WIDESim. The main reason for this decision is the negligible amount of friction that CloudSim introduces for the extension. Also, according to section 2, all other state-of-the-art simulators are based on CloudSim, indicating the flexibility of this simulation toolkit to be customized for different purposes. CloudSim provides us with all the necessary tooling for discrete-event simulation in the cloud. Its computation model is rudimentary but quite easy to extend. Its network model contains all the essential features needed to operate in a network. So the challenge lies in making every device in the network aware of the topology and workflow structure. In the following section, we discuss the relationship between the architecture of CloudSim and that of WIDESim.

3.1 The proposed simulator

WIDESim is developed based on CloudSim. We attempted to implement WIDESim to take inspiration from the discussed simulators in section 2 and inherit their merits while improving their shortcomings. Figure 1 represents the relationship between the architecture of WIDESim and CloudSim in terms of their classes.

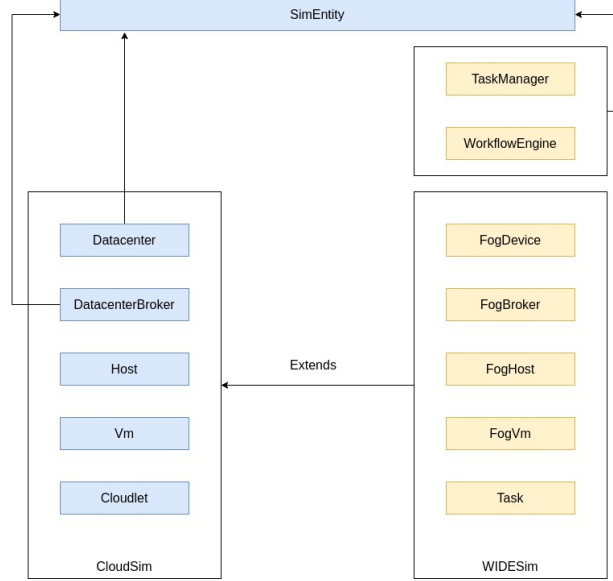


Figure 1: The relationship between classes in WIDESim and CloudSim

3.1.1 FogDevice Class

The FogDevice class models a device in a fog environment network. Therefore, it inherits the properties of a data-center from the Datacenter class in CloudSim. Its three major components are links, routing table, and VM allocation policy. Each link can receive each packet of data sequentially, and other packets will be stored in an FCFS queue. The routing table consists of triples in the form of (source id, destination id, next-hop), which indicates what should be the next hop in the route for any destination. And finally, the VM allocation policy maps the VMs created in the FogDevice to a FogHost in the same FogDevice.

3.1.2 FogHost Class

This class is a subclass of the Host in Cloudsim without any unique additions. It was created to expose some private properties of the Host class that are needed for the dynamic nature of the WIDESim simulator.

3.1.3 FogVM Class

This class is a subclass of the Vm in Cloudsim without any special additions. It was created to expose some private properties of the Vm class that are needed for the dynamic nature of the WIDESim simulator.

3.1.4 Task Class

Task represents a job in the WIDESim inherited from the Cloudlet class in the Cloudsim, while it is aware of its position in a workflow. This is achieved through linking each task with its parent and its children. Each task also carries the id of the workflow belongs to. Other attributes specify how the task will behave when its execution is completed. For example, the selectivity model dictates how the task will produce its output based on its received inputs. The execution model specifies how the task will continue its life cycle after its execution is completed. For example, the task can behave periodically and restart its execution after a fixed period. Each task also carries other specific attributes like its entry time and deadline.

3.1.5 TaskManager Class

TaskManager is responsible for releasing tasks into the simulation environment based on their entry time. So, TaskManager itself doesn't know the dependencies between tasks and only looks at their entry time. This entity doesn't have a physical presence in the network and only simulates the tasks' dynamic arrival into the simulation environment.

3.1.6 WorkflowEngine Class

WorkflowEngine is the entity that resolves dependencies and has absolute knowledge over the structure of all workflows submitted to the simulation environment. It receives incoming tasks from the TaskManager. Each received task enters into a queue until the execution of all of its parents is completed. Then, the WorkflowEngine will release the task and passed to the Broker to get it scheduled and executed.

3.1.7 FogBroker Class

This class may be the centerpiece of WIDESim. FogBroker knows the network's topology, mapping tasks to VMs, and mapping VMs to FogDevices. Also, it keeps track of the life cycle of each task and generates the necessary messages and events based on each task's execution and selectivity model. This class also keeps track of the life cycle of different VMs and can create and destroy VMs based on a provisioning algorithm.

3.1.8 Input Files

In addition to the introduced classes, there are three input files responsible for describing different aspects of the simulation environment including the application, network model and user-specified configurations of the environment. These files which are explained in the following are parsed by their designated parsers:

Workflows.json: This file is parsed by the workflow parser and contains the necessary data about the list of input workflows. This file's root level is the "workflows" tag, which is an array of workflows. Each workflow contains a "workflow_id" and an array of tasks. Each task has an id, a runtime that indicates the number of instructions needed to complete this task, an array of input files, and an array of output files. An example of this file is depicted in figure 2. This example models a single workflow composed of two tasks in which task with id 1 is dependent on the output of task with id 0.

Topology.json: This file is parsed by the topology parser and contains the necessary data about the fog devices available in the network and their connections. Each node described in this file represents a FogDevice. As shown in 3 at the root level of this file is the "fog_devices" tag, which is an array of FogDevices. Each FogDevice has an id and a list of neighbors to which this device is connected. Also, it has a list of hosts inside this device. Each host has an id and an array of processing cores. Another root level tag is the "vms" tag which lists the virtual machines created in the simulation environment. Although all properties of a network environment such as fog devices, hosts, processing cores, and virtual machines are configurable through Topology.json, it is the minimum configuration file specified by the user.

Config.json: This file is parsed by the config parser and provides the user-specified configurations about the behavior of the simulation environment. For example, we can define how the entities must react when the deadline of a task is reached while it is not completed.

As shown in table 1, network simulators discussed in section 2 do not provide the necessary features needed to simulate the concurrent execution of workflows in a fog computing environment. Also, according to this table, WIDESim provides other options for dynamic resource management and scheduling scientific workflows in distributed environments. Another stellar attribute of WIDESim is supporting graph topology, enabling the simulation of decentralized resource management and scheduling algorithms.

Table 1: Specification of the network layer used in the evaluation

	Working with workflows	Concurrent execution	Grouping	Define specific parameters for each workflow	Dynamic arrival of tasks	Dynamic scheduling and provisioning	Network Topology
CloudSim	x	✓	x	x	x	x	Star
IFogSim	✓	✓	x	x	x	x	Tree
WorkflowSim	✓	✓	x	x	x	x	Star
FogWorkflowSim	✓	✓	x	x	x	x	Tree
IoTsim-Edge	✓	✓	x	x	x	x	Star
WIDESim	✓	✓	✓	✓	✓	✓	Graph

```

{
  "workflows": [
    {
      "workflow_id": "workflow_0",
      "tasks": [
        {
          "task_id": 0,
          "runtime": 40000,
          "input_files": [{
            "file_id": "input_0",
            "size": 400000
          }],
          "output_files": [{
            "file_id": "output_0",
            "size": 400000
          }]
        },
        {
          "task_id": 1,
          "runtime": 30000,
          "input_files": [{
            "file_id": "output_0",
            "size": 400000
          }],
          "output_files": []
        }
      ]
    }
  ]
}

```

Figure 2: An example of Workflows.json

4 Evaluation and Validation

The simulation time of the proposed simulator is compared to standard simulators, which their accuracy proved. If two simulators try to solve an identical problem, we can do this by comparing their respective simulation time. In an identical scenario, the simulation time of these two simulators must be the same. But, if there is no other simulator capable of supporting all scenarios that the new simulator can support, the evaluation of the new simulator will get complicated. For exact comparison, the evaluation of the WIDESim has been divided into two sections. At first, we will keep the network layer simple to evaluate the proposed simulator against WorkflowSim. Then we add more nodes to the network to verify the validity of the proposed simulator’s network layer by comparing it with iFogSim. The network layer of IoTSimEdge is more restricted than iFogSim, and its computation layer is on par with WorkflowSim. Also, FogWorkflowSim has the network layer of iFogSim and the computation layer of WorkflowSim. So comparing WIDESim with IoTSimEdge and FogWorkflowSim does not yield a new scenario that could not be validated during our comparison with iFogSim and WorkflowSim.

4.1 Computational model evaluation

To evaluate the computational model of the proposed simulator, WorkflowSim has been chosen as a reference. This simulator has one of the richest computational models among other discussed simulators. Also, WorkflowSim’s objective is to simulate the execution of workflows that match our simulator. This issue caused a close similarity between the computational model of WorkflowSim and the proposed simulator. However, the similarities end here, and we have to limit the network layer of our simulator immensely to make it compatible with WorkflowSim. Therefore, the network depicted in the figure ?? has been chosen as the underlying topology.

The exact specification of the network for this comparison is shown in table 2. The network topology includes a single data-center. The resources of this data-center will be divided equally between three VMs. Each VM takes 10000 MB of disk space, 512 MB of RAM, 1000 MB/Sec bandwidth, and has access to 1000 MIPS for computational power and a dedicated processing core. The Time-Shared scheduling algorithm of CloudSim is used to share the processing power between VMs. The execution time of WorkflowSim and WIDESim for five scientific workflows of Montage,

```

{
  "fog_devices": [
    {
      "device_id": "device_0",
      "neighbors": [{
        "neighbor_id": "device_1"
      }],
      "hosts": [{
        "host_id": 0,
        "pes": [{
          "pe_id": 0
        }]
      }]
    },
    {
      "device_id": "device_1",
      "neighbors": [
        { "neighbor_id": "device_0" }
      ],
      "hosts": [{
        "host_id": 0,
        "pes": [{
          "pe_id": 0
        }]
      }]
    }
  ],
  "vms": [
    { "vm_id": 1 },
    { "vm_id": 2 },
    { "vm_id": 3 }
  ]
}

```

Figure 3: An example of Topology.json

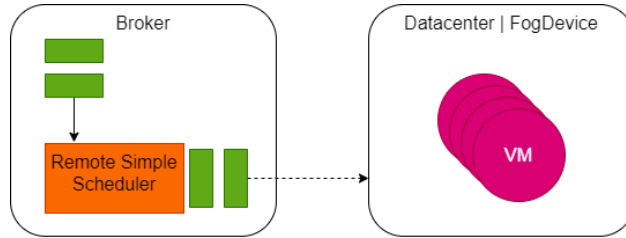


Figure 4: The network topology used for comparison of WorkflowSim and WIDESim

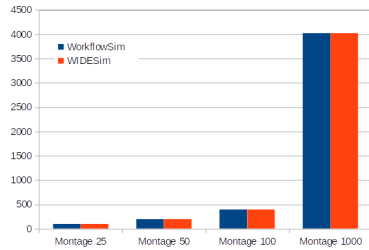
Sipht, Inspiral, Cybershake, and Epigenomic are presented in figure 5. The results of both simulators are either equal or incredibly close to each other. These results prove that despite inserted features in our simulator, its accuracy is similar to WorkflowSim. Since the considered scientific workflows in this comparison have a different structure in terms of the graph and the tasks' specifications, the results further show that our simulator can maintain a similar accuracy compared to WorkflowSim, for different types of scientific workflows. Therefore, our simulator can be used in any scenario where WorkflowSim falls short, as discussed in section 3, such as all forms of scientific workflow-based applications and decentralized resource management and scheduling.

4.2 Network model evaluation

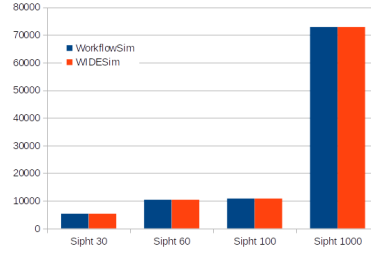
We assess the validity of WIDESim in terms of the network model by comparing its performance with ifogSim. According to Gupta et al. [2017], ifogSim only supports tree-like topologies. Therefore we have to evaluate the network model of the simulators using a more restricted topology. Another problem is the way messages are sent between different devices in ifogSim. Although in the ifogSim, each node broadcasts its message on its outgoing links, WIDESim uses routing tables to propagate messages in the network. So, it is expected to experience various congestion and delays in the performance of these two simulators over the same network topology. However, a linear topology prevents this

Table 2: Specification of the network layer used in the evaluation

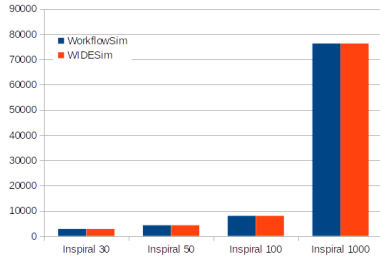
Number of VMs	3
VM size	10000 MB
RAM	512 MB
Bandwidth	1000 MB/s
MIPS	1000 MIPS
Number of processing cores	1
Scheduling algorithm	CloudletSchedulerTimeShared
Number of data-centers	1
Number of hosts	3
Number of processing cores for each host	1
MIPS of each host	1000 MIPS
Processing core Provisioning algorithm	PeProvisionerSimple
RAM of Each Host	512 MB
RAM Provisioning Algorithm	RamProvisionerSimple
Bandwidth of Each Host	1024 MB/s
Bandwidth Provisioning algorithm	BwProvisionerSimple
VM allocation policy	VmAllocationPolicySimple
VM scheduler algorithm	VmSchedulerTimeShared



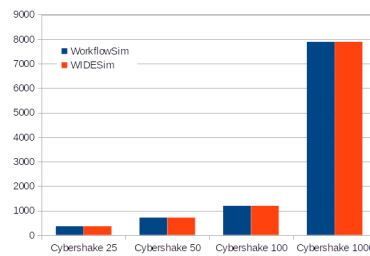
(a) Montage



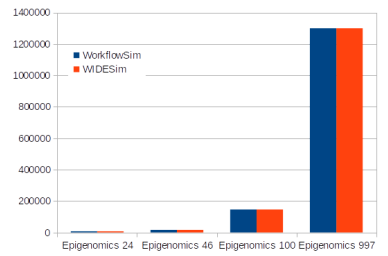
(b) Sipt



(c) Inspiral



(d) Cybershake



(e) Epigenomics

Figure 5: Workflow Simulation Results

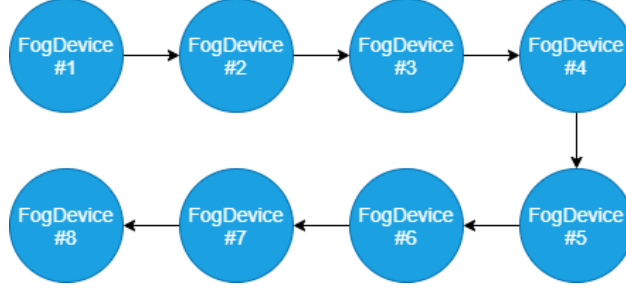


Figure 6: Network topology used for both IFogSim and WIDESim

Table 3: Specification of the network layer used in the evaluation

Number of VMs	8
VM size	10000 MB
RAM	512 MB
Bandwidth	1024 MB/s
MIPS	1000 MIPS
Number of processing cores	1
Scheduling Algorithm	CloudletSchedulerTimeShared
Number of Datacenters	8
Number of Hosts	1
Number of Processing Cores for Each Host	1
MIPS of Each Host	1000 MIPS
Processing Core Provisioning Algorithm	PeProvisionerSimple
RAM of Each Host	512 MB
RAM Provisioning Algorithm	RamProvisionerSimple
Bandwidth of Each Host	1024 MB/s
Bandwidth Provisioning Algorithm	BwProvisionerSimple
VM Allocation Policy	VmAllocationPolicySimple
VM Scheduler Algorithm	VmSchedulerTimeShared

difference, so we choose the network topology of figure ?? for this comparison. The exact specification of the network layer is shown in Table 3. This topology contains eight data-centers. Each data-center houses one VM, with 10000 MB for disk space, 512 MB for RAM, 1000 MB/Sec bandwidth, and 1000 MIPS of computational power. The Time-Shared scheduling algorithm of CloudSim is used to share the processing power between VMs.

Figure 7 shows the comparison of the performance of WIDESim with ifogSim. We see the same performance of WIDESim and iFogSim under the same topology and simulate the same application. This result is, in conjunction with the results obtained by comparing WIDESim to WorkflowSim, showing WIDESim can be used for simulating different types of scientific workflows over different network topologies (graph topology), with close performance to standard simulators that are an extension of CloudSim.

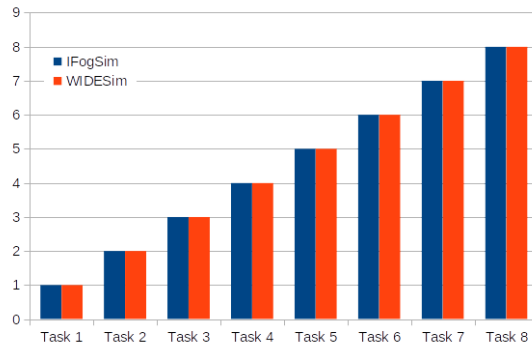


Figure 7: WIDESim results compared to IFogSim

5 Conclusion

This paper presents a network simulator on top of CloudSim called WIDESim, supporting the execution of different forms of scientific workflows in distributed environments with a graph topology. While existing network simulators neither support all types of scientific workflows and graph topology for the network. So, besides the facility of simulating all types of scientific workflows, WIDESim supports decentralized resource management and scheduling, which includes a wide range of schemes in the distributed environments of edge, fog, and cloud computing.

References

- Matteo Nardelli, Stefan Nastic, Schahram Dustdar, Massimo Villari, and Rajiv Ranjan. Osmotic flow: Osmotic computing+ iot workflow. *IEEE Cloud Computing*, 4(2):68–75, 2017.
- Hajar Siar and Mohammad Izadi. Offloading coalition formation for scheduling scientific workflow ensembles in fog environments. *Journal of Grid Computing*, 19(3):1–20, 2021.
- Maria A Rodriguez and Rajkumar Buyya. Scheduling dynamic workloads in multi-tenant scientific workflow as a service platforms. *Future Generation Computer Systems*, 79:739–750, 2018.
- Rajkumar Buyya and Satish Narayana Srirama. *Fog and edge computing: principles and paradigms*. John Wiley & Sons, 2019.
- Klervie Toczé and Simin Nadjm-Tehrani. A taxonomy for management and optimization of multiple resources in edge computing. *Wireless Communications and Mobile Computing*, 2018, 2018.
- Rong Yu, Xumin Huang, Jiawen Kang, Jiefei Ding, Sabita Maharjan, Stein Gjessing, and Yan Zhang. Cooperative resource management in cloud-enabled vehicular networks. *IEEE Transactions on Industrial Electronics*, 62(12):7938–7951, 2015.
- Georgios L Stavrinides and Helen D Karatza. A hybrid approach to scheduling real-time iot workflows in fog and cloud environments. *Multimedia Tools and Applications*, 78(17):24639–24655, 2019.
- Lixing Chen and Jie Xu. Socially trusted collaborative edge computing in ultra dense networks. In *Proceedings of the second ACM/IEEE symposium on edge computing*, pages 1–11, 2017.
- Wei Yang Bryan Lim, Jer Shyuan Ng, Zehui Xiong, Dusit Niyato, Cyril Leung, Chunyan Miao, and Qiang Yang. Incentive mechanism design for resource sharing in collaborative edge learning. *arXiv preprint arXiv:2006.00511*, 2020.
- Aruna Prem Bianzino, Jean-Louis Rougier, Claude Chaudet, Dario Rossi, et al. The green-game: Accounting for device criticality in resource consolidation for backbone ip networks. *Strategic Behavior and the Environment*, 4(2):131–153, 2014.
- Mohammad Goudarzi, Huaming Wu, Marimuthu Palaniswami, and Rajkumar Buyya. An application placement technique for concurrent iot applications in edge and fog computing environments. *IEEE Transactions on Mobile Computing*, 20(4):1298–1311, 2020.
- Chen Zhang, Hongwei Du, Qiang Ye, Chuang Liu, and He Yuan. Dmra: a decentralized resource allocation scheme for multi-sp mobile edge computing. In *2019 IEEE 39th international conference on distributed computing systems (ICDCS)*, pages 390–398. IEEE, 2019.
- Rakesh Tripathi, S Vignesh, Venkatesh Tamarapalli, Anthony T Chronopoulos, and Hajar Siar. Non-cooperative power and latency aware load balancing in distributed data centers. *Journal of Parallel and Distributed Computing*, 107:76–86, 2017.
- Slađana Jošilo and György Dán. Decentralized algorithm for randomized task allocation in fog computing systems. *IEEE/ACM Transactions on Networking*, 27(1):85–97, 2018.
- Carlos Guerrero, Isaac Lera, and Carlos Juiz. A lightweight decentralized service placement policy for performance optimization in fog computing. *Journal of Ambient Intelligence and Humanized Computing*, 10(6):2435–2452, 2019.
- Harshit Gupta, Amir Vahid Dastjerdi, Soumya K Ghosh, and Rajkumar Buyya. ifogsim: A toolkit for modeling and simulation of resource management techniques in the internet of things, edge and fog computing environments. *Software: Practice and Experience*, 47(9):1275–1296, 2017.
- Weiwei Chen and Ewa Deelman. Workflowsim: A toolkit for simulating scientific workflows in distributed environments. In *2012 IEEE 8th international conference on E-science*, pages 1–8. IEEE, 2012.
- Xiao Liu, Lingmin Fan, Jia Xu, Xuejun Li, Lina Gong, John Grundy, and Yun Yang. Fogworkflowsim: An automated simulation toolkit for workflow performance evaluation in fog computing. In *2019 34th IEEE/ACM International Conference on Automated Software Engineering (ASE)*, pages 1114–1117. IEEE, 2019.

- Rodrigo N Calheiros, Rajiv Ranjan, Anton Beloglazov, César AF De Rose, and Rajkumar Buyya. Cloudsim: a toolkit for modeling and simulation of cloud computing environments and evaluation of resource provisioning algorithms. *Software: Practice and experience*, 41(1):23–50, 2011.
- Devki Nandan Jha, Khaled Alwasel, Areeb Alshoshan, Xianghua Huang, Ranesh Kumar Naha, Sudheer Kumar Battula, Saurabh Garg, Deepak Puthal, Philip James, Albert Zomaya, et al. Iotsim-edge: a simulation framework for modeling the behavior of internet of things and edge computing environments. *Software: Practice and Experience*, 50(6): 844–867, 2020.