

LegoNN: Building Modular Encoder-Decoder Models

Siddharth Dalmia, Dmytro Okhonko, Mike Lewis, Sergey Edunov, Shinji Watanabe, Florian Metze, Luke Zettlemoyer, and Abdelrahman Mohamed

Abstract—State-of-the-art encoder-decoder models (e.g. for machine translation (MT) or speech recognition (ASR)) are constructed and trained end-to-end as an atomic unit. No component of the model can be (re-)used without the others. We describe LegoNN, a procedure for building encoder-decoder architectures with decoder modules that can be reused across various MT and ASR tasks, without the need for any fine-tuning. To achieve reusability, the interface between each encoder and decoder modules is grounded to a sequence of marginal distributions over a discrete vocabulary pre-defined by the model designer. We present two approaches for ingesting these marginals; one is differentiable, allowing the flow of gradients across the entire network, and the other is gradient-isolating. To enable portability of decoder modules between MT tasks for different source languages and across other tasks like ASR, we introduce a modality agnostic encoder which consists of a length control mechanism to dynamically adapt encoders’ output lengths in order to match the expected input length range of pre-trained decoders. We present several experiments to demonstrate the effectiveness of LegoNN models: a trained language generation LegoNN decoder module from German-English (De-En) MT task can be reused with no fine-tuning for the Europarl English ASR and the Romanian-English (Ro-En) MT tasks to match or beat respective baseline models. When fine-tuned towards the target task for few thousand updates, our LegoNN models improved the Ro-En MT task by 1.5 BLEU points, and achieved 12.5% relative WER reduction for the Europarl ASR task. Furthermore, to show its extensibility, we compose a LegoNN ASR model from three modules – each has been learned within different end-to-end trained models on three different datasets – boosting the WER reduction to 19.5%.

Index Terms—end-to-end, encoder-decoder models, modularity, speech recognition, machine translation

I. INTRODUCTION

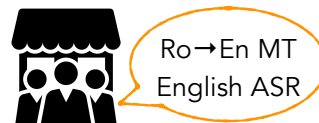
TRAINING end-to-end models for machine translation (MT) or automatic speech recognition (ASR) requires learning of multiple implicit functions [1]–[5]. An MT model is implicitly doing both word translation and language generation, while an ASR model combines phoneme recognition, pronunciation modeling, and language generation. These fully differentiable models are conceptually simple and works well in practice. However, they forgo opportunities to share common logical functions between different tasks, such as their decoders. This leads to wasted compute during training and less interpretable architectures overall.

This work was done at FAIR, Meta AI. Siddharth Dalmia and Shinji Watanabe are affiliated with LTI at Carnegie Mellon University.

Florian Metze is affiliated with both Language Technologies Institute at Carnegie Mellon University and Meta AI.

Dmytro Okhonko is affiliated with DepDiko and the work was done while at Meta AI. All other authors are affiliated with Meta AI.

Practitioner’s Need



Model Inventory

De→En MT



Only train new Encoders!



Reuse Decoder (No fine-tuning!)



LegoNN Benefits

- ✓ Fewer GPU hours
- ✓ Promote Reusability
- ✓ Utilize decoders from high resourced tasks
- ✓ Ability for further end-to-end fine-tuning

Fig. 1. **LegoNN Framework**: Building encoder-decoder models in the LegoNN framework, allows practitioners to reuse components like decoder modules for various sequence prediction tasks. For example, in this figure an English predicting decoder from German-English machine translation system can be re-used for both Romanian-English machine translation and English speech recognition without any fine-tuning steps. This saves overall compute resources, promotes re-usability, allows practitioners to utilize decoders from high-resourced tasks for under-resourced ones. The composed model is end-to-end differentiable leaving room for further improvements through fine-tuning.

Motivated by modularity principles in software design [6] where modules have interpretable interfaces and are reusable within other programs, we introduce LegoNN, a procedure for constructing encoder-decoder models with decoder modules that can be reused across various sequence generation tasks like MT, ASR or Optical Character Recognition (OCR). As summarized in Figure 1, for AI models, enforcing modularity helps save computing resources by reusing components and helps build systems for under-resourced tasks by utilizing shareable components from higher resourced task. Additionally, having interpretable interfaces enable monitoring the performance of individual encoder or decoder modules and their contributions to the overall end-to-end performance.

More concretely, in our LegoNN encoder-decoder framework, encoders have an interpretable interface by outputting a sequence of distributions over a discrete vocabulary, derived from the final output labels (e.g. phonemes or sub-words). During training, we add an additional Connectionist Temporal Classification (CTC) loss [7] on the encoder outputs to enforce this modularity (§III-A). Our decoder modules are extended with Ingester layers (ING) that accept these distributions as

inputs (§III-D). We experiment with two types of ingestor layers: a differentiable Weighted Embedding (WEEmb) ingestor allowing gradient flow across the entire network, and a gradient-isolating Beam Convolution (BeamConv) one. Given that LegoNN decoder modules can be trained for one MT task and then reused for another MT task with a different source language or for a sequence generation task with the same target language like ASR or OCR, we propose a modality agnostic encoder for sequence prediction task which uses an output length controller (OLC) unit in order to adapt any input modality to a sequence of encoder representations that matches the expected input length of another (§III-C). LegoNNs, as also demonstrated in our experiments, enables sharing of trained decoders¹ and intermediate modules between different tasks and domains without jointly training for both tasks and no fine-tuning steps. The composed LegoNN model preserves end-to-end differentiability of each individual systems, allowing room for further improvements through fine-tuning.

Our experiments show that we can achieve modularity without sacrificing performance. On the standard large scale En-De WMT and Switchboard ASR benchmarks, LegoNN models reach levels of performance competitive with non-modular architectures (§V-A), while still passing our stress tests for testing modularity (§V-B). We show the value of modularity by seamlessly composing a decoder module trained within a German-English (De-En) WMT system with other pre-trained encoder modules from different MT and ASR systems, without any joint training or fine-tuning, to match or beat generation performance for the Europarl English ASR task and the Romanian-English (Ro-En) WMT task (§V-C). When such composed LegoNN models are fine-tuned for few thousand steps towards the target domain, they improve the Ro-En MT task by 1.5 BLEU points and improves on the Europarl ASR task by 12.5% WER relative to the baseline system (§V-D). To demonstrate the flexibility of reusing LegoNN modules, we construct an ASR system which is composed of modules that have been trained independently on three different task, without performing any fine-tuning and with almost no performance degradation. The modules are: (1) a phoneme recognizer from the Europarl ASR model, (2) a pronunciation model from the TED-LIUM ASR model, and (3) a language generation decoder from the WMT model (§V-C). With a few end-to-end fine-tuning steps, the composed model beats the baseline Europarl ASR model by 19.5% relative WER, also improving over the previously composed LegoNN model for this task (§V-D).

II. BACKGROUND

1) *Cross-Entropy Loss in Encoder-Decoder Models:* Given an input sequence $X_{1:T}$, encoder-decoder models [1], [2], [9] compute an output sequence $L_{1:N}$ by factorizing the joint target sequence probability into a product of auto-regressively generated outputs conditioned on previously generated tokens and the input sequence. They are trained by minimizing the

token-level cross-entropy (\mathcal{F}_{CE}) loss between the true tokens (L) and the decoder predicted distributions ($\mathbb{P}^{\mathcal{Y}_{\text{Attn}}}$) over the set of output tokens $\mathcal{Y}_{\text{Attn}}$, where $L_n \in \mathcal{Y}_{\text{Attn}}$:

$$\mathbf{h}_{1:T}^E = \text{encoder}(X_{1:T}) \quad (1)$$

$$\mathbb{P}_n^{\mathcal{Y}_{\text{Attn}}} = \text{softmax}(\text{decoder}(\mathbf{h}_{1:T}^E, L_{1:n-1})) \quad (2)$$

$$\mathcal{F}_{CE}(L_{1:N}, \mathbb{P}_{1:N}^{\mathcal{Y}_{\text{Attn}}}) = -\log \left(\prod_{n=1}^N \mathbb{P}_{n,L_n}^{\mathcal{Y}_{\text{Attn}}} \right) \quad (3)$$

where the encoder processes the input sequence ($X_{1:T}$) and communicates it to the decoder through an attention mechanism [1], [4], [10], which is conditioned on the decoder state. The encoder-decoder model thereby models the likelihood for next token prediction given the previous output tokens and the input sequence:

$$\mathbb{P}_n^{\mathcal{Y}_{\text{Attn}}} = P(y_n^{\text{Attn}} | X_{1:T}, L_{1:n-1}) \quad (4)$$

where $\mathbb{P}_n^{\mathcal{Y}_{\text{Attn}}}$ is the distribution of the random variable y_n^{Attn} for position n , $\mathbb{P}_n^{\mathcal{Y}_{\text{Attn}}}$, over the output vocabulary space.

2) *Connectionist Temporal Classification Loss:* Rather than producing a soft alignment between the input and target sequences, the CTC loss [7] maximizes the log conditional likelihood of the output, by integrating over all possible monotonic alignments between both sequences:

$$\mathbb{P}_{1:T}^{\mathcal{Y}_{\text{CTC}}} = \text{softmax}(\text{encoder}(X_{1:T}) * W_o) \quad (5)$$

$$\mathcal{F}_{\text{CTC}}(L_{1:N}, \mathbb{P}_{1:T}^{\mathcal{Y}_{\text{CTC}}}) = -\log \sum_{z \in \mathcal{Z}(L,T)} \left(\prod_{t=1}^T \mathbb{P}_{t,z_t}^{\mathcal{Y}_{\text{CTC}}} \right) \quad (6)$$

$W_o \in \mathbb{R}^{d \times |\mathcal{Y}_{\text{CTC}}|}$ projects the encoder representations into the output vocabulary space of \mathcal{Y}_{CTC} . $\mathcal{Z}(L,T) \in \{(t,l) | t \in \{1 : T\}, l \in \mathcal{Y}_{\text{CTC}}\}$ is the space of all possible monotonic alignments of L into T time steps, and the probability of an alignment z is the product of locally-normalized per time step output probabilities $\mathbb{P}_{1:T}^{\mathcal{Y}_{\text{CTC}}} \in \mathbb{R}^{T \times |\mathcal{Y}_{\text{CTC}}|}$. We omit the extra CTC blank symbol in the equation above for clarity of presentation; see [7] for more details. The marginalization sum is efficiently computed during training using dynamic programming.

III. LEGONN FOR MODULAR ENCODER-DECODER MODELS

We propose decomposing encoder-decoder models into one (or more) encoder modules followed by an auto-regressive decoder module, which can be reused for other tasks and domain, without sacrificing its end-to-end differentiability. Each module produces a sequence of marginal distributions over a pre-defined discrete vocabulary, which is consumed by an ingestor component in the subsequent module. LegoNN modules trained either jointly or independently, can be reused for new tasks without the need of any fine-tuning. The LegoNN procedure introduces three operations:

A. Designer-defined module interface

We look at encoder-decoder models as full software programs executing the specific function of mapping one sequence of input symbols or vectors to another. While some components of software programs, i.e. libraries, may be reused for

¹Our work on LegoNNs are orthogonal to the recent work on sharing pre-trained encoders, e.g BERT [8]. Combining the benefits of these two complementary approaches is left for future work.

numerous future programs, *trained* decoder components of the traditional encoder-decoder models [1], [2] are not designed to be reused independently with other models or tasks. A well-defined and abstract input/output interfaces are prerequisites for developing reusable software libraries, however, encoder-decoder models fall short in this respect. To convert decoders into reusable modules, the interface connecting them to encoders must: (1) be interpretable, and (2) use a vocabulary abstraction that generalizes to future tasks.

1) *Interpretable interfaces between encoders and decoders:* Encoders communicate with decoders through a sequence of continuous hidden representations that are by-products of the end-to-end model optimization process. These hidden vectors are uninterpretable and have a completely different meaning for different random seeds and training hyper-parameters even when the same task, model, and training data are used. As we see from Equation 2, although the decoder is conditioned on encoder states ($\mathbf{h}_{1:T}^E$) the encoder-decoder still directly models the conditional next word prediction over the input (Equation 4) as these encoder states have no physical meaning.

To enable reusability between different tasks and models, LegoNN grounds encoder outputs into a discrete vocabulary that is pre-defined by the model designer. For applications like ASR and MT, such intermediate discrete vocabulary can be defined over phonemes, or some byte-pair encoding (BPE) dictionary [11], [12] driven from the task labels. The chosen intermediate vocabulary is not necessarily the same as the model’s output dictionary.

To enforce the desired encoder vocabulary during learning, the decoder token-level cross-entropy loss is combined with the supervised CTC loss which is applied to the encoder position-wise, locally-normalized output distributions. Having the CTC loss at the encoder output doesn’t prevent the flow of gradients between the decoder and encoder modules. We chose the CTC loss because of its suitability for sequence prediction tasks, which are the focus of the proposed LegoNN procedure. Following the notations introduced in §II, a LegoNN encoder-decoder model, effectively models the likelihood for next token prediction given the previous output tokens ($L_{1:n-1}$) and the encoder states ($\mathbb{P}_{1:T}^{\mathcal{Y}_{\text{AttN}}}$):

$$\mathbb{P}_n^{\mathcal{Y}_{\text{AttN}}} = P(y_n^{\text{AttN}} | \mathbb{P}_{1:T}^{\mathcal{Y}_{\text{CTC}}}, L_{1:n-1}) \quad (7)$$

Note how the conditional is different from Equation 4. Here, the encoder states ($\mathbb{P}_{1:T}^{\mathcal{Y}_{\text{CTC}}}$) aren’t simply transformations of the input ($X_{1:T}$), but are distributions being modeled by the CTC loss given the input:

$$\mathbb{P}_{1:T}^{\mathcal{Y}_{\text{CTC}}} = P(y_{1:T}^{\text{CTC}} | X_{1:T}) \quad (8)$$

This modeling framework allows the decoder module to accept any encoder which produces the same distribution, $\mathbb{P}_{1:T}^{\mathcal{Y}_{\text{CTC}}}$, as the decoder was trained towards and hence building an interpretable interface to enforce modularity between the encoder-decoder modules. The above modeling also gives the encoder and decoder modules in the LegoNN modular framework specific functionalities towards the target task. For example, an MT encoder module is not expected to solve the overall translation task but rather act as a word/phrase translation

component or an ASR encoder module acts as a phoneme/sub-word recognizer whose outputs are later refined using an auto-regressive decoder.

A LegoNN model is not restricted to contain only two modules; an encoder and a decoder. There may be a sequence of encoder modules, each designed to perform a certain function through their respective pre-defined output vocabulary. The ASR system is one example whose encoder can be divided into two modules, a phoneme recognizer and a pronunciation model, followed by the auto-regressive language generating module. In this case, the CTC loss is applied more than once. During learning, LegoNN models optimizes a joint loss over each module:

$$\mathcal{F}_{\text{obj}} = \mathcal{F}_{\text{CE}}(L^{\mathcal{Y}^M}, \mathbb{P}^{\mathcal{Y}_{\text{AttN}}^M}) + \sum_{i=1}^{M-1} \mathcal{F}_{\text{CTC}}(L^{\mathcal{Y}^i}, \mathbb{P}^{\mathcal{Y}_{\text{CTC}}^i}) \quad (9)$$

Where M is the total number of modules in the LegoNN system, $\mathbb{P}^{\mathcal{Y}^i}$ is the prediction at module i , L is the target sequence, and \mathcal{Y}^i is the pre-defined vocabulary for L at the interface of module i . All modules in the LegoNN systems have a CTC loss at their output except the final auto-regressive decoder module with a token-level CE loss.

Furthermore, applying a supervised loss at the output of each module brings two extra benefits: (a) It extends our ability to evaluate and diagnose the performance on multiple points across the model. This can guide modeling decisions, e.g. adding more modeling capacity to one module over the other. and (b) An encoder module may be trained in conjunction with its decoder or independently by itself. For an ASR task, this may be useful when getting access to more audio training data or adapting the system to new acoustic condition where re-training the decoder would be wasteful.

2) *Defining vocabularies that generalize across tasks:* As with software libraries, designing a module interface with the right level of generality is challenging, but enables wider reuse of modules across tasks and domains. To reuse a decoder module from an MT LegoNN model to an ASR task the output vocabulary of the speech encoder must be compatible with the input vocabulary of the translation decoder. This is true even within a single task – for example in ASR, a vocabulary of phonemes developed for a phoneme recognizer module in a read speech dataset, e.g. audio books, may not be the best one for spontaneous conversational situations which is full of hesitations and false starts. We propose designing a shared vocabulary by combining target units of multiple potential future tasks, and finding a vocabulary at their intersection.

B. LegoNN Encoder-Decoder model

Figure 2 provides the schematics of our proposed LegoNN Encoder-Decoder model which follows the modeling framework described in the section above. The model is designed to work for various sequence prediction task with various input modalities like speech or text. The designed LegoNN modules takes into consideration reusing LegoNN decoder modules across different tasks like MT and ASR. For this purpose, we designed a modality agnostic encoder with an output length controller unit (§III-C), which we call the LegoNN encoder

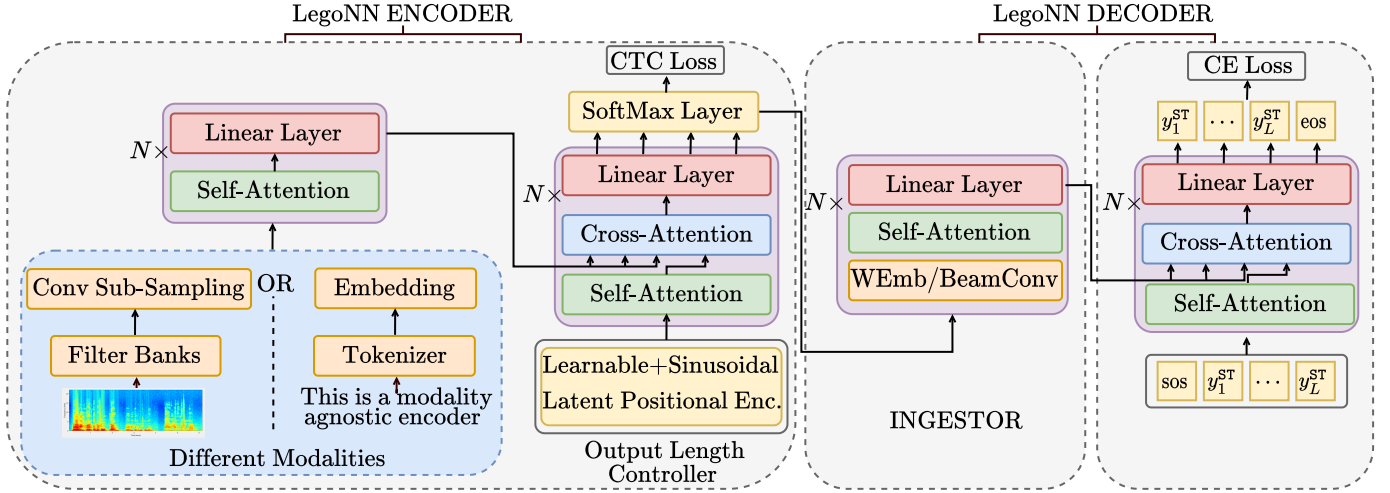


Fig. 2. **LegoNN Encoder-Decoder Model:** This figure presents the schematics and the information flow in our LegoNN encoder-decoder model. LegoNN decomposes encoder-decoder models into reusable modules by: (1) grounding module output into an interpretable vocabulary; (2) adding an ingestor (ING) to process input marginal distributions; and (3) an output length controller (OLC) to match the input length of subsequent modules. Blocks with lighter colors in the figure show reused modules between the MT and ASR tasks without gradient updates.

as shown in the left side of Figure 2. The LegoNN decoder, as shown in the right side of Figure 2, is modified with an added ingestor component (§III-D) which would consume the distributions produced by the LegoNN encoder. We have detailed the individual modules in the following sections.

C. LegoNN Encoder

For an input $X_{1:T}$, which can either be filter banks for speech frames or embeddings for text tokens, LegoNN encoder consists of two sets of repeating blocks. The first set of repeating blocks, like the transformer encoder blocks [3] simply encodes the input context through repeating blocks of multi-head self-attention, $\text{MHA}(x, x, x)$, and position-wise feedforward layers, $\text{FFN}(x)$.

$$\tilde{X} = \text{LayerNorm}(X); \quad X = X + \text{MHA}(\tilde{X}, \tilde{X}, \tilde{X}) \quad (10)$$

$$X_{1:T} = X + \text{FFN}(\text{LayerNorm}(X)) \quad (11)$$

These blocks are followed by a final $\text{LayerNorm}(X)$ which returns an input context aware representations of length T . Since, these lengths can be quite different for different modalities like speech and text, we add a second set of repeating blocks called the output length controller unit.

1) *Output Length Controller (OLC) unit:* One of the challenges of using modules across sequential tasks, where inputs and outputs have different lengths, is adapting the output length of an encoder module trained on one task to match the expected input length of another. For example, encoder modules from an ASR task encodes inputs in more time steps compared to an MT encoder. Naive up- or down-sampling approaches, e.g., pooling or replicating time-steps [13], cover only integer length ratios which is either aggressively down-sampling or unnecessarily up-sampling output sequence lengths. To solve this problem, we introduce an Output Length Controller (OLC) component in LegoNN encoders to enable working with fractional length ratios between inputs and outputs of the same module.

OLC is a novel application of cross-attention [1] between two groups of transformer layers in a multi-layer module. Let a layer l be the last one to process an input sequence of length T , $X_{1:T}$, which we want to convert into K length. The OLC first initializes a sequence of K positional embeddings, $\mathbf{h}_{1:K}^{\text{PE}}$,

$$\mathbf{h}_{1:K}^{\text{PE}} = \text{SinusoidalPE}(1 : K) + \text{LearnablePE}(1 : K) \quad (12)$$

where LearnablePE and SinusoidalPE are learnable and sinusoidal positional embeddings [3], [14].

The $\mathbf{h}_{1:K}^{\text{PE}}$ representations then passes through the second set of repeating transformer blocks that applies cross-attention to the learned representations from the first set of transformer blocks, $X_{1:T}$. These repeating blocks consists of multi-head self-attention, $\text{MHA}(y, y, y)$, multi-head cross-attention, $\text{MHA}(y, x, x)$, and position-wise feedforward layers, $\text{FFN}(y)$.

$$\tilde{\mathbf{h}}^{\text{PE}} = \text{LayerNorm}(\mathbf{h}^{\text{PE}}) \quad (13)$$

$$\mathbf{h}^{\text{PE}} = \mathbf{h}^{\text{PE}} + \text{MHA}(\tilde{\mathbf{h}}^{\text{PE}}, \tilde{\mathbf{h}}^{\text{PE}}, \tilde{\mathbf{h}}^{\text{PE}}) \quad (14)$$

$$\mathbf{h}^{\text{PE}} = \mathbf{h}^{\text{PE}} + \text{MHA}(\text{LayerNorm}(\mathbf{h}^{\text{PE}}), X, X) \quad (15)$$

$$\mathbf{h}_{1:K}^{\text{PE}} = \mathbf{h}^{\text{PE}} + \text{FFN}(\text{LayerNorm}(\mathbf{h}^{\text{PE}})) \quad (16)$$

These blocks are followed by a final $\text{LayerNorm}(\mathbf{h}^{\text{PE}})$, which now returns a sequence of K representations encoding the input representations of length T . These K can be either up-sampling or down-sampling depending on the input modality. In this paper, we set K as a factor to the input length that tries to match the length of MT and ASR encoder output length.

2) *CTC Interface:* Finally the encoder representations, $\mathbf{h}_{1:K}^{\text{PE}}$ is transformed into the encoder vocabulary size followed by a softmax operation, as shown in Equation 5, to produce a distribution ($\mathbb{P}_{1:K}^{\text{CTC}}$) over the encoder vocabularies. These distributions are passed to the LegoNN decoder and to the CTC loss computation.

D. LegoNN Decoder with Ingestor of probability distributions

The LegoNN Decoder is the standard transformer decoder [3] with an added Ingestor (ING) component to con-

sume input marginal distributions from preceding encoder modules. We propose two ingestor architectures; one that is differentiable, allowing for communicating gradients between modules, and another discrete one that communicates a ranked list of hypotheses while keeping the modules gradient-isolated. These ingestor components can be added on top of any module that accepts a distribution, so in a multi-module system (Equation 9) these can be part of an legoNN Encoder.

1) *A Weighted Embedding Ingestor (WEmb)*: The weighted embedding ingestor (WEmb) computes an expected embedding vector (\mathbf{h}) of the encoder distributions ($\mathbb{P}_{1:K}^{\mathcal{Y}_{\text{CTC}}}$) per output time-step. Since, these embedding vectors are formed out of a local normalized conditionally independent CTC distributions, we need to re-encode the positional information in these embeddings. We combine the expected embedding vector (\mathbf{h}) with sinusoidal positional embedding (PE) before applying a few layers of self-attention transformer encoder blocks [3] (Equation 10-11) to aggregate information across time-steps.

$$\mathbf{h} = \mathbb{P}_{1:K}^{\mathcal{Y}_{\text{CTC}}^{i-1}} * W_{\text{Emb}}; \quad \mathbf{h} = \mathbf{h} + \text{PE}(\mathbf{h}) \quad (17)$$

$$\mathbf{h} = \text{TransformerEncoder}(\mathbf{h}) \quad (18)$$

where $\mathbb{P}_{1:K}^{\mathcal{Y}_{\text{CTC}}^{i-1}}$ is the output distribution of the previous module $i-1$, $W_{\text{Emb}} \in \mathbb{R}^{|\mathcal{Y}_{\text{CTC}}^{i-1}| \times d}$ and d is the input dimension of the current module i , where a module denotes the modularity point as shown in Equation 9.

The first operation, to compute the expected embedding, is equivalent to a 1-D convolution operation with a receptive field $\text{RF}=1$. When extended to larger receptive fields, WEmb offers the opportunity to learn local confusion patterns of the previous module: $\mathbf{h} = \text{Conv1D}(\mathbb{P}_{1:K}^{\mathcal{Y}_{\text{CTC}}^{i-1}})$; with $\text{RF} \geq 1$.

2) *A Beam Convolution Ingestor (BeamConv)*: Rather than using the full output probability values $\mathbb{P}_{1:K}^{\mathcal{Y}_{\text{CTC}}^{i-1}}$, the beam convolution ingestor (BeamConv) uses only the token indices of the top- p , per-position hypotheses, from the output of the preceding module. This creates an information bottleneck [15] in the model where gradients cannot be communicated.

$$\text{top-p}(\mathbb{P}_k^{\mathcal{Y}_{\text{CTC}}^{i-1}}) = \underset{A \subset \mathbb{P}_k^{\mathcal{Y}_{\text{CTC}}^{i-1}}, |A|=p}{\text{argmax}} \sum_{a \in A} a \quad (19)$$

where $\mathbb{P}_k^{\mathcal{Y}_{\text{CTC}}^{i-1}}$ is the output distribution at position k for module $i-1$. The top- p indices are embedded into d dimensional table, and, similar to WEmb ingestor, we apply positional embedding and self-attention transformer encoder blocks. Further, we can also use the 2-D convolution to aggregate local information.

$$\mathbf{r} = \text{Embedding}(\text{top-p}(\mathbb{P}_{1:K}^{\mathcal{Y}_{\text{CTC}}^{i-1}})); \quad \mathbf{h} = \text{Conv1D}(\mathbf{r}) \quad (20)$$

$$\mathbf{h} = \mathbf{h} + \text{PE}(\mathbf{h}); \quad \mathbf{h} = \text{TransformerEncoder}(\mathbf{h}) \quad (21)$$

where $\mathbf{r} \in \mathbb{R}^{T \times k \times d}$ when the beam size= k and $\text{RF} \geq 1$ for an input of T time steps.

E. LegoNN: Modularity Tests and Benefits of Modularity

In order to present the efficacy of LegoNNs, we subject the LegoNNs through a variety of experimentations. These tests are designed to show that LegoNNs don't compromise on performance, are modular, and flexible across tasks.

1) *Performance Tests*: We show that we can build strong LegoNN models that are comparable to the baseline encoder decoder models across benchmark datasets for both speech recognition (ASR) and machine translation (MT).

2) *Modularity Tests*: To show that LegoNNs are indeed modular, we subject LegoNNs and baseline encoder-decoder towards various stress tests that checks the modularity of these models. Similar to [16], these tests are designed to check if an encoder-decoder system is modular or not. We consider three basic tests:

- 1) *Random-Seed Swap* - Encoders or Decoders modules trained from a different random seed should have the same functionality and hence swappable.
- 2) *Architecture Swap* - Encoders or Decoders modules trained with different architectures should have the same functionality and hence swappable.
- 3) *Decoder Plug* - Encoders trained in isolation should be able to plug-in to Decoders from previously trained LegoNN models that have the same interface.

3) *Benefits of Modularity*: In order to present the benefits of modularity we consider a practical scenario where practitioners need to build multiple ASR and MT tasks, as shown in Figure 3. In a situation where practitioners have a high resourced De-En machine translation model in their inventory, we show with LegoNNs they can save compute resources and leverage the well trained De-En Decoder by applying the *Decoder Plug* to build systems for other MT and ASR tasks. In particular, we consider three scenarios:

- 1) *Romanian-English (Ro-En) MT* - In order to build a machine translation system for an under-resourced task like Romanian-English MT. Practitioners using the LegoNN framework only need to build the Ro-En LegoNN encoder and re-use the De-En Decoder. They can also benefit the Ro-En MT task by using the De-En Decoder module trained on a larger corpora.
- 2) *English ASR* - Practitioners can also use LegoNN decoders from an MT task for a different task on a different modality. The OLC ensures that the expected encoder length for both MT and ASR task match, thereby making the De-En Decoder re-usable.
- 3) *Different Domain English ASR* - We show that LegoNN modularity points are not limited to be between Encoder and Decoders. While, building an English ASR system on a different domain, practitioners can re-use components from both the English ASR and De-En MT system.

All the composed LegoNN models are end-to-end differentiable allowing further fine-tuning to improve performance if the practitioner has additional compute resources available.

IV. EXPERIMENTAL SETUP

All our encoder-decoder models use the transformer architecture [3] implemented in the fairseq library [17] and run on DGX-1 nodes with 8 NVIDIA V100 GPUs. For both tasks, we apply LayerNorm [18] before every residual connection and a final one at the end of all the transformer blocks. We use Adam optimizer [19] with $\text{eps} = 1e^{-9}$, $\text{betas} = (0.9, 0.999)$, $\text{label smoothing}=0.1$, and a $\text{gradient clip norm} = 5.0$. More

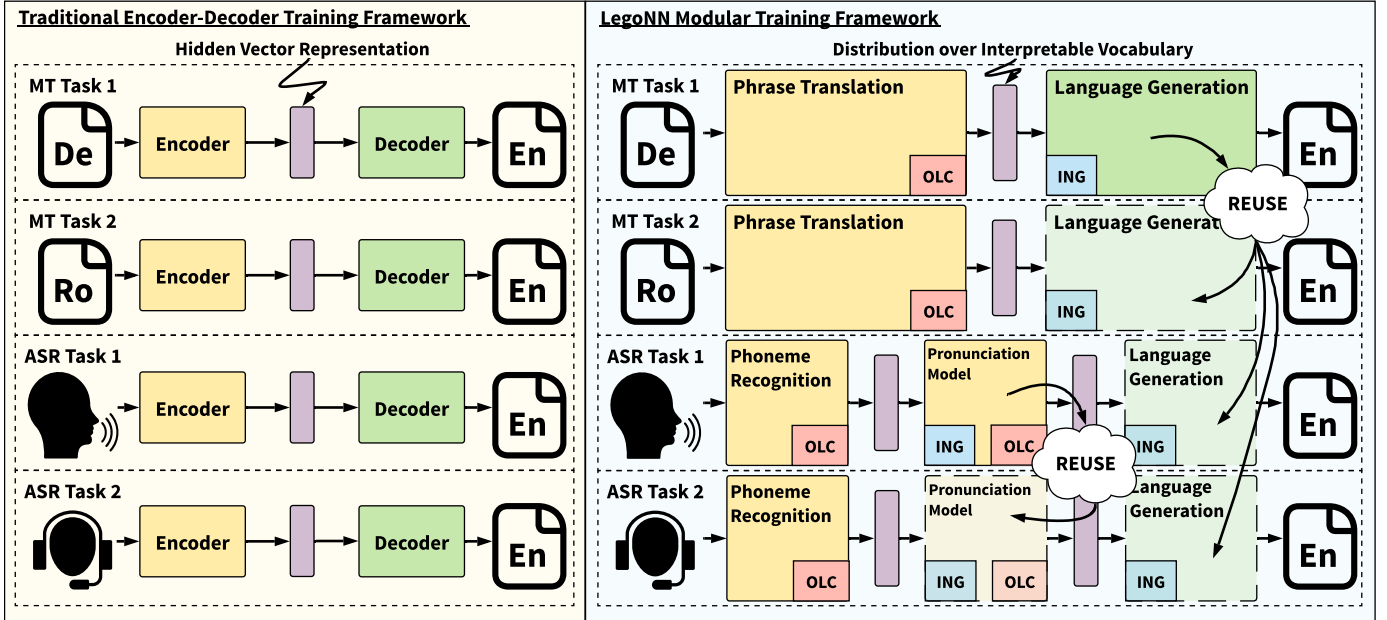


Fig. 3. **Benefits of LegoNN:** Given a scenario where practitioners have a De-En MT system and want to build additional ASR and MT systems, with the LegoNN framework, they only need to build new encoder systems and can directly re-use decoder modules from their inventory. For example, re-using De-En MT decoder for Ro-En MT task and English ASR task. Additionally, when building an ASR system on a different domain they can re-use components from both ASR and MT systems like the pronunciation module from the previous ASR system and decoder module from De-En MT system.

details are provided regarding the data setup and detailed model description is provided in Appendix A-A, A-B and G-A.

A. Speech recognition task

Data: For our speech recognition experiments, we follow the standard 300 hours Switchboard (LDC97S62 [20]) setup, and the Switchboard (SWB) and CallHome (CH) subsets of HUB5 Eval2000 set (LDC2002S09 [21], LDC2002T43 [22]) for testing. We follow the data preparation setup of ESPNET [23], where we’ve 100 and 2000 target SentencePiece [12] units trained on the 300h text. We follow the same recipe for processing the TED-LIUM [24] and Europarl [25] data, with phonemes generated using [26], detailed in Appendix A-B. We use the last model for inference with a beam size of 20 and length penalty of 1.0. We don’t use an external LM or joint decoding over the encoder and decoder outputs [23].

Model architecture: Input features are processed using two 2-D convolution blocks with 3×3 kernels, 64 and 128 feature maps respectively, 2×2 maxpooling, and ReLU non-linearity. The baseline model uses transformers [3] with 16 encoder blocks and 6 decoder blocks, each with 1024 dimensions, 16 heads, 4096 feed-forward units, and Sinusoidal positional embeddings are added to the output of the convolutional context layers [27]. For the LegoNN encoder-only model trained using the CTC loss, we use the same architecture as the encoder of the baseline model along with a length control unit which reduces the length of the input by a factor of 1.5 with a maximum allowable length of 230 time-steps. These positional embeddings are then passed through 6 layers of transformer layers with cross-attention as described in §III-C. The LegoNN decoder uses the same architecture as the

baseline decoder. All Ingestor components (§III-D) use RF=1, 3 layers of transformers with 1024 dimensions, 16 heads and 4096 feed-forward layer. The BeamConv ingestor uses K=10, and embedding size= 100.

Training: We use an average batch-size=300 utterances, weight decay= $1e^{-6}$, and lr= $1e^{-3}$ with 35k warm-up steps then exponentially decay to $5e^{-6}$ over 44k steps. We follow the SS augmentation policy of SpecAugment [28] without time-warping.

B. Machine translation task

Data: We train our models on the standard 4.5M dataset from WMT En-De task, as used by [3], [29]. We filter the training data to have a length ratio of 1.5 with 250 as max tokens. We test them on the newstest2011-2016 sets excluding the newstest2013 for the validation set. We use the shared 32K BPE vocabulary [11] provided by [3]. We average a moving window of 10 checkpoints, and pick the one with the best validation BLEU score. A beam of 5 and length penalty of 0.6 are used for decoding. Models are evaluated on case-sensitive tokenized BLEU with compound-splitting using `multi-bleu.pl` [30]. For De-En decoder models, we use the WMT19 data and prepare it as needed for the transfer task, detailed in Appendix A-A and A-B. For the WMT16 Ro-En task, we use the data prepared by [31].

Model architecture: The baseline model uses transformers [3] with 12 encoder blocks and 6 decoder blocks, each with 1024 dimensions, 16 heads, 4096 feed-forward units, and sinusoidal positional embeddings. All embedding tables are shared across the model. To control for the extra parameters in the proposed LegoNN models, we added 6 additional encoder blocks which improved the baseline model. Other strategies for

using these parameters in the baseline model yielded inferior performance. The LegoNN encoder model uses 12 transformer blocks with 1024 dimensions, 8 heads, and 2048 feed-forward units, with OLC, upsampling the input length by a factor of 2, applied to the second half of the encoder. The LegoNN decoder use the same architecture as the baseline decoder. All Ingestor components (§III-D) use RF 1, 3 layers of transformers with 1024 dimensions, 16 heads and 4096 feed-forward units. The BeamConv ingestor uses $K=200$ and embedding size=300. Input embedding tables are shared with encoder, ingestor, and decoder tables where applicable.

Training: We use an average batch-size=4000 sentences, weight decay=0.1, and $lr=1e^{-3}$ with 35k warm-up steps then inverse square root decay for 45k steps.

V. RESULTS

The goal of our experiments is to demonstrate the feasibility of reusing LegoNN modules between ASR and MT tasks, as presented in the four scenarios in the right side of Figure 3.

A. Performance of LegoNN models

First, we show the performance of LegoNN models on their original tasks, without sharing any modules. Table I and II show the performance of models trained² with the LegoNN procedure: A CTC loss over an intermediate vocabulary at the encoder output with the proposed output length controller (OLC) and ingestor (ING) components for both ASR and MT benchmarks. For the WMT task, our best LegoNN model with the WEmb ingestor is only 0.8 BLEU behind our strong baseline encoder-decoder model (better than the publicly available reference model by [29]³) while being composed of modular reusable pieces (as we show in §V-B and §V-C). For the ASR task, our LegoNN models reach the same level of performance as the baseline encoder-decoder model. The good ASR performance of the gradient-isolated case of the BeamConv ingestor shows that the ASR task is amenable to decomposition of linguistic unit recognition and language generation components.⁴

B. Modularity of LegoNN models

Figure 4 shows that LegoNN are modular; the decoder modules can be reused with encoders from other models for the same task⁵(section §V-C presents cross-task performance). The 100% reference level refer to the respective LegoNN and encoder-decoder models performance from Table I and II. Normalizing scores with respect to their reference performance allows us to plot ASR and MT systems in the same figure. For both ASR and MT tasks, with no fine-tuning, the performance

²Table I and II report averaged scores over three random seeds.

³We downloaded the public model by [29] to score the newstest2011-2016 test sets which weren't reported in their original paper.

⁴Using CTC models with language models is common for ASR [32], [33] and there can be some confusion regarding the relation of LegoNNs with them. We discuss this in the Appendix G.

⁵All statistics computed in Figure 4 report averaged scores across all possible combinations of mixing three random seeds from each module.

TABLE I
BLEU SCORES (↑) ON WMT FOR LEGONN AND BASELINE ENC-DEC MT MODELS.

MT Task	Loss Criterion		WMT En→De	
	CTC	CE	dev(↑)	test(↑)
Scaling NMT [29]	✗	✓	27.3	28.0 ³
Baseline Models (Our Implementation)				
Baseline Enc-Dec	✗	✓	27.6	28.3
LegoNN Models				
Encoder Only	✓	✗	19.1	18.5
Encoder + BeamConv Decoder	✓	✓	26.7	26.9
Encoder + WEmb Decoder	✓	✓	27.2	27.5

TABLE II
% WER (↓) ON SWBD 300H (NO LM) FOR LEGONN AND BASELINE ENC-DEC ASR MODELS.

ASR Task	Loss Criterion		Eval 2000	
	CTC	CE	SWB(↓)	CH(↓)
LAS + SpecAugment [28]	✗	✓	7.3%	14.4%
IBM SWBD 300h [34]	✗	✓	7.6%	14.6%
ESPNET [35]	✓	✓	9.0%	18.1%
Kaldi Hybrid system [36]	LF-MMI		8.8%	18.1%
Baseline Models (Our Implementation)				
Baseline Enc-Dec	✗	✓	8.5%	18.0%
LegoNN Models				
Encoder Only	✓	✗	11.5%	24.1%
Encoder + BeamConv Decoder	✓	✓	8.5%	18.2%
Encoder + WEmb Decoder	✓	✓	8.4%	18.2%

barely changes when modules are swapped between two different models trained with different random seeds or completely different architectures, even though these two models have different learning dynamics due to the use of different ingestor types (Figure 4, left and middle). The right side of Figure 4 presents the case where a LegoNN encoder module is trained in isolation of any decoder module using a CTC loss, for either ASR or MT, then matched with an arbitrary decoder module at inference time. This is the most challenging condition, specially for the MT task. Relying entirely on the indices of top-p hypotheses, rather than their floating point marginal probabilities, the BeamConv ingestor shows more robustness when reused within the same task as compared to the WEmb ingestor. The traditional encoder-decoder models, which is built without reusability in mind, fail completely under all these conditions (shown on the right side of the three sub-figures).

C. Transfer of LegoNN modules across tasks

LegoNN modules can be reused across tasks with no fine-tuning and with almost no degradation in performance. Table III shows the improved MT performance by 1.0 BLEU point when a Ro-En LegoNN encoder module is composed with a LegoNN decoder module that is trained on the De-En data (the second LegoNN scenario in Figure 3). Table IV takes this a step further by mixing an MT trained decoder (De-En data) with an ASR trained encoder on the Europarl speech dataset (the third LegoNN scenario in Figure 3). The

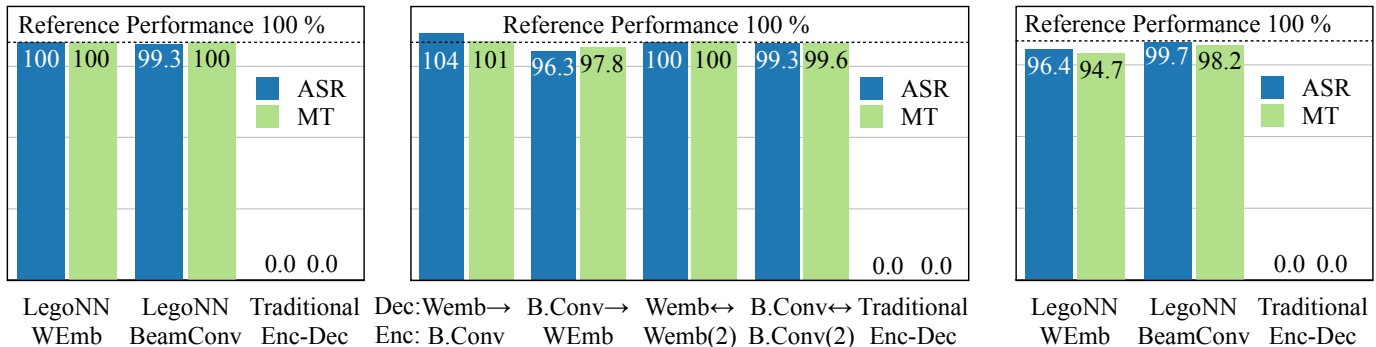


Fig. 4. With reference performance of LegoNN models of Tables I and II (normalization to 100% enables us to plot ASR and MT performances in the same graph), we show the interchangeability of LegoNN models compared to traditional enc-dec models under three conditions: swapping encoder and decoder modules of two models trained with different random seeds (left), swapping modules between LegoNN models with different architectures and trained with different ingestor types (middle), and matching arbitrary decoder modules with LegoNN encoder modules trained in-isolation (right).

TABLE III
BLEU SCORES (\uparrow) ON RO-EN MT TASK USING A LEGONN MODEL COMPOSED OF A DECODER FROM A DE-EN MT MODEL AND AN ENCODER-ONLY MODULE TRAINED ON RO-EN DATA.

MT Task	Ro \rightarrow En BLEU (\uparrow)	GPU Hours (\downarrow)
Baseline Ro-En Enc-Dec	34.0	144
LegoNN Encoder only + DE-EN WMT LEGONN MODULES	30.7	120 ⁶
BeamConv Decoder	33.0	0 ⁷
WEmb Decoder	35.0	0 ⁷

TABLE IV
% WER (\downarrow) ON EUROPARL ASR TASK USING A LEGONN MODEL COMPOSED OF A DECODER FROM A DE-EN MT MODEL AND AN ENCODER-ONLY MODULE TRAINED ON EUROPARL ASR DATA.

ASR Task	Europarl % WER (\downarrow)	GPU Hours (\downarrow)
Baseline Europarl Enc-Dec	18.4%	22
LegoNN Encoder only + DE-EN WMT LEGONN MODULES	19.5%	13 ⁶
BeamConv Decoder	22.8%	0 ⁷
WEmb Decoder	18.4%	0 ⁷

BeamConv ingestor depends on a fixed beam size k which cannot be changed after the decoder module initial training. This explains the inferior performance for the BeamConv as compared to the WEmb ingestor (which uses the full marginal distribution) when reused in a new task. To demonstrate the flexibility of building sequence to sequence models with LegoNN, Table V shows the fourth LegoNN scenario in Figure 3. A pronunciation modeling module trained on the TED-LIUM dataset is used with a phoneme recognition module trained on the Europarl dataset. Then, a decoder trained on the De-En WMT task is added to the ASR model to bring the final WER, with no fine-tuning updates, just 0.6% from the baseline encoder-decoder model. The TED-LIUM dataset is used in this experiment because it is closer in speaking style to Europarl. Both the public TED talks and the Parliament speeches exhibit similarities in speaking style, and are not as spontaneous as the Switchboard data. However, there is a clear mismatch in domain which is apparent in the 26.7%

WER of the initial TED-LIUM system when evaluated on the Europarl test set. Utilizing LegoNN to develop models for new tasks benefits from the data-efficiency of encoder-only modules (Additional Experiments regarding the data-efficiency of encoder-only models is shown in Appendix F) and overall shorter development time, e.g., 13 vs 22 gpu-hours on Europarl ASR and 120 vs 144 gpu-hours on Ro-En WMT. ^{6 7}

D. Fine-tuning of LegoNN models

So far, we showed matching or better results for LegoNN models composed of pre-trained modules with no fine-tuning. Given that LegoNN decoders with the WEmb ingestor preserve full differentiability, such LegoNN models composed of pre-trained modules can be fine-tuned towards the target task. Table VI shows that fine-tuning the De-En decoder with the Ro-En encoder achieves another 0.5 BLEU point leading to an improvement of 1.5 points over the baseline model. Although the non-fine-tuned two-module LegoNN model is better than the three-module one for the Europarl English ASR task, fine-tuning LegoNN models composed of two pre-trained modules achieved 12.5% WER reduction, compared to a 19.5% reduction for the three-module one. Fine-tuning the three-modules helped reduce the domain mismatch while preserving the benefits of the TED-LIUM data.

VI. RELATED WORK

This work is related to the large body of work on probabilistic modeling for ASR and MT [38], [39] where predictors produce normalized probabilities to be easily combined. However, probabilistic models only combine output scores as opposed to chaining modules while preserving their full differentiability as in LegoNN models. Hierarchical mixture of experts [40] and Graph transformer networks [41] motivated this work, however, the first doesn't ground intermediate representations and the second communicates them in the form of directed graphs.

⁶GPU hours for encoder training can be improved further by using CuDNN based CTC implementation [37]

⁷Composing LegoNN decoders with the LegoNN encoders, is a simple plug and play and doesn't require any fine-tuning steps. So no additional gpu hours is used for the decoder.

TABLE V

% WER ON THE EUROPARL TEST WITH ASR ENCODER DECOMPOSED INTO TWO MODULES. MODULES TRAINED ON THE TED-LIUM DATASET ARE COMBINED WITH ONES TRAINED ON EUROPARL AND WMT TO BRING THE OVERALL WER OF THE LEGONN ASR SYSTEM JUST 0.6% FROM THE BASELINE WITH NO FINE-TUNING.

ASR Task	Europarl % WER (\downarrow)
Baseline Europarl Enc-Dec	18.4%
TED. Phoneme Recognizer + TED. Pronunciation Model	26.7%
Europarl Phoneme Recognizer + TED. Pronunciation Model	20.5%
Europarl Phoneme Recognizer + TED. Pronunciation Model + De-En WMT Decoder	19.0%

TABLE VI

BLEU (\uparrow) ON RO-EN WMT AND %WER (\downarrow) ON EUROPARL ASR TASK FOR THE LEGONN MODELS BEFORE AND AFTER END-TO-END FINE-TUNING OF THE MODEL COMPOSED OF MODULES FROM DIFFERENT TASKS IN TABLE III, TABLE IV AND TABLE V.

Composed LegoNN Model	No fine-tuning	With fine-tuning	Metric
Table III: Ro-En WMT Encoder + De-En WMT Decoder	35.0	35.5	BLEU (\uparrow)
Table IV: Europarl ASR Encoder + De-En WMT Decoder	18.4	16.1	% WER (\downarrow)
Table V: Europarl Phoneme Recognizer + TED. Pronun. Model + De-En WMT Decoder	19.0	14.8	% WER (\downarrow)

The proposed LegoNN procedure builds upon several research efforts for sequence to sequence learning. Encoder-decoder models for machine translation [1]–[3], [9] and speech recognition [4], [5] form the basis of this work. Although the CTC loss [7] has first been applied to speech recognition [42]–[45], more recently it was shown effective for machine translation as well [13], [46]. This encourages us to utilize the CTC loss for enforcing the intermediate vocabulary in LegoNN. Other non-autoregressive sequence to sequence mapping methods [47]–[50] are potential alternatives. The CTC loss has been combined with the cross-entropy loss in encoder-decoder speech recognition systems to encourage monotonic alignment between input and output sequences [35], [51]. Different from LegoNN, their decoder attends over the encoder hidden output representations, maintaining their tight coupling.

There have been many proposals for inducing a modular structure on the space of learned concepts either through hierarchically gating information flow or via high-level concept blueprints [52]–[54] to enable zero- and few-shot transfer learning [55]–[58].

VII. CONCLUSION

We presented the LegoNN procedure for constructing encoder-decoder models that are composed of reusable modules. LegoNN models performs competitively to the best encoder-decoder ASR and MT models on large scale benchmarks. A key to reusable modules is a pre-defined vocabulary that is shared between many tasks across which modules can be reused. Without any fine-tuning steps, a LegoNN decoder trained for the De-En WMT task can replace an ASR decoder module without any impact on performance, and provide better generation quality for a Ro-En WMT task. When fine-tuned for few thousand steps, LegoNN models composed from multiple tasks and domains improve Ro-En WMT baseline model by 1.5 BLEU points and provide up to 19.5% WER reductions to the Europarl English ASR task. Our future directions will focus on combining the flexibility of LegoNN models with the impressive performance of encoder

pre-training methods like BERT, and investigating zero-shot learning scenarios for speech translation which relies on a combination of ASR and MT modules.

POTENTIAL ETHICAL IMPACT

The software industry made great strides through building independent, reusable libraries that can be developed once and reused across a wide range of applications. This paper takes one step towards bringing sequence to sequence neural models closer to computer programs with reusable component. This line of research can provide a way for the research community and industry to build more complex neural systems while preventing an explosion in computational training costs. To the best of our knowledge we don’t see any potential negative societal implications through our work.

APPENDIX A

EXPERIMENTAL AND DATA SETUP FOR TRANSFER OF LEGONN EXPERIMENTS

A. Setup for the Ro-En transfer experiment

Data: For our Ro-En transfer experiment, we used the WMT16 Ro-En and WMT19 De-En datasets. For WMT16 Ro-En, we used the data prepared by [31] which is already tokenized and lowercased. For De-En, we excluded ParaCrawl from the standard WMT19 raw training set to obtain 7.4M parallel translation pairs. We applied the same processing as for the Ro-En dataset by lowercasing and tokenizing the De-En set. We prepared a single joint dictionary of 41000 BPE units by combining the training text from both datasets. We filtered the training data to have a length ratio of 1.5 and 80 as the max token length [31]. Following [31], [49], we report tokenized BLEU scores on this dataset.

Training: As the Ro-En dataset contains only 610K pairs, to achieve the best baseline performance, we reduce the size of the baseline model to avoid overfitting following [49]. We use 6 encoder and decoder layers with 512 dimensions, 8 heads and 2048 feed-forward units. We modify the Ro-En

encoder-only LegoNN model accordingly by using transformer blocks with 512 dimensions, 16 heads and 4096 feed-forward units. For De-En LegoNN models along with the architecture described in §IV-B we also experimented with larger models where the transformer encoder block has 16 heads, and 4096 feed-forward units. We found that the larger BeamConv model performs better for this cross-lingual modular experiments.

Fine-tuning: To finetune the composed LegoNN Ro-En WMT model we modify the learning rate to $lr=5e^{-6}$ and warm-up steps to $15k$. We run the training for around $4k$ steps to get the best validation perplexity.

B. Setup for the ASR-MT transfer experiment

Data: For Table IV demonstrating the third LegoNN scenario in Figure 3, we use the Europarl speech data to train our ASR task. We followed the data preparation for the ASR models described in [25] by lowercasing, tokenizing and stripping the punctuations from the text. We followed the same recipe when training models for the WMT19 De-En dataset, using the raw text from Appendix A-A. To prepare the BPE target units, we trained a BPE model with vocab size 2000 on the Europarl train text and applied the prepared dictionary on the other sets of the Europarl speech data and the De-En WMT data. We had an OOV rate of 0.096% in the De-En WMT train data.

For Table V, demonstrating the fourth LegoNN scenario in Figure 3, we used the TED-LIUM dataset [24] for training the pronunciation model module. We processed the transcripts in the same way by lowercasing, tokenizing, and stripping the punctuation from the text data. We trained the 2000 BPE target units on Europarl and TED-LIUM train text and applied the prepared dictionary on the other sets of Europarl, TED and De-En WMT data. We had an OOV rate of 0.090% in the De-En WMT train data.

We use the grapheme-to-phoneme library described in [26] to get the target phonemes for the speech data used in both the experiments. We report final WER on the lowercased set to follow the standard ASR data setups.

Training: As the Europarl dataset contains only 70 hours, we reduced the size of the baseline model to avoid overfitting. We use transformers [3] with 12 encoder blocks and 6 decoder blocks, each with 512 dimensions, 8 heads, 2048 feed-forward units.

For the LegoNN phoneme+pronunciation encoder-only model trained using the CTC loss, we use a length control unit (for phonemes) which reduces the length of the input by a factor of 1.2 with a maximum allowable length of 365 time-steps. It outputs a marginal distribution over the phonemes which is then passed to an Ingestor component (Wemb RF=5) followed by 6 layers of encoder and another output length control unit (for BPE output tokens) reducing the speech input by a factor 3.5 with a maximum allowable length of 130 time-steps. For the De-En MT model we use the same architecture as Appendix A-A but with non-shared dictionary between source and target.

Fine-tuning: To finetune the composed LegoNN Europarl

ASR model we modify the peak learning rate to $lr=1e^{-4}$ and warm-up to a $1k$ steps. We run the training for $20k$ steps to get the best validation perplexity.

TABLE VII
SACREBLEU SCORES (\uparrow) ON WMT FOR LEGONN AND BASELINE ENC-DEC MT MODELS.

MT Task	Loss Criterion		WMT En→De	
	CTC	CE	dev(\uparrow)	test(\uparrow)
Scaling NMT [29]	\times	\checkmark	26.8	28.2 ⁸
Baseline Models (Our Implementation)				
Baseline Enc-Dec	\times	\checkmark	27.2	28.3
LegoNN Models				
Encoder Only	\checkmark	\times	19.0	18.2
Encoder + BeamConv Decoder	\checkmark	\checkmark	26.3	26.7
Encoder + WEmb Decoder	\checkmark	\checkmark	26.8	27.3

APPENDIX B DETOKENIZED BLEU PERFORMANCE OF OUR LEGONN MT MODELS

Table VII shows the detokenized BLEU performance of the MT models used in Table I⁸. We used the detokenizer from mosesdecoder⁹ to detokenize the model output and SacreBLEU [59]¹⁰ to calculate the BLEU score with the following hash -

```
BLEU+case.mixed+lang.en-de+numrefs.1+
smooth.exp+test.{wmt11|wmt12|wmt13
|wmt14/full|wmt15|wmt16}+
tok.13a+version.1.2.9
```

APPENDIX C BLEU PERFORMANCE ON INDIVIDUAL YEARS FOR OUR LEGONN MT MODELS

Table VIII shows the BLEU performance (tokenized and detokenized BLEU) from individual years (newstest11-16) for the MT models used in Table I.

APPENDIX D INTERPRETABLE INTERFACE IN LEGONN MODELS

Each LegoNN module has a task, clear performance metric, and defined interpretable interface allowing one to assess the quality of individual modules. This gives a sense of the contribution from each module towards the overall performance of the task and help in better debugging of the end-to-end systems. In Table IX, we show the loss and performance of the encoder modules of the LegoNN models that were presented in the table I and II. The performance of the encoder module was calculated using greedy decoding of the encoder marginal distributions without using an external language model.

⁸We downloaded the public model of [29] to score the newstest2011-2016 test sets which weren't reported in their original paper.

⁹<https://github.com/moses-smt/mosesdecoder/blob/master/scripts/tokenizer/detokenizer.perl>

¹⁰<https://github.com/mjpost/sacrebleu>

TABLE VIII
INDIVIDUAL YEAR TOKENIZED (TOK.) AND DETOKENIZED (DE TOK.) BLEU SCORES (↑) ON WMT FOR LEGONN AND BASELINE ENC-DEC MT MODELS.

MT Task	WMT En→De (↑)											
	newstest11		newstest12		newstest13		newstest14		newstest15		newstest16	
	tok.	detok.	tok.	detok.	tok.	detok.	tok.	detok.	tok.	detok.	tok.	detok.
Scaling NMT [29] ⁸	22.7	22.3	23.1	23.0	27.3	26.8	29.8	29.2	32.2	31.8	35.0	34.8
Baseline Models (Our Implementation)												
Baseline Enc-Dec	23.3	22.8	23.3	23.1	27.6	27.2	29.8	29.0	31.9	31.5	35.6	35.1
LegoNN Models												
Encoder Only	16.0	15.8	15.7	15.7	19.1	19.0	18.0	17.8	20.3	20.2	21.6	21.7
Encoder + BeamConv Decoder	22.4	21.9	22.4	22.3	26.7	26.3	27.3	26.6	29.8	29.5	33.4	33.0
Encoder + WEmb Decoder	22.7	22.3	22.8	22.6	27.2	26.8	28.3	27.6	30.3	30.0	34.3	33.9

TABLE IX
BLEU SCORES (↑) AND % WER (↓) AT THE OUTPUT OF ENCODER MODULES OF THE TRAINED LEGONN SYSTEMS PRESENTED IN TABLE I AND II.

ASR Task	CTC	Enc. WER (↓)	
	Loss	SWB	CH
WEmb LegoNN	0.60	11.6%	24.2%
BeamConv LegoNN	0.65	11.4%	24.4%
MT Task	CTC	Enc. BLEU (↑)	
	Loss	dev	test
WEmb LegoNN	2.51	18.9	18.4
BeamConv LegoNN	2.56	18.2	17.8

APPENDIX E IMPORTANCE OF ENCODER GROUNDING USING CTC FOR REUSABILITY

Table X shows the results of training WEmb LegoNN MT models without an OLC unit nor a CTC loss at the encoder output. The initial system works fine but its components fails completely when used with another independently trained module.

TABLE X
IMPORTANCE OF CTC ENCODER GROUNDING FOR MODULARITY

LegoNN Models	En → De (↑)
	newstest14
WEmb Ingestor w/ Enc. Swap	29.2 28.7
No CTC Loss at encoder output w/ Enc. Swap	29.2 0.0

APPENDIX F TRANSFER OF LEGONN MODULES TO LOW-RESOURCE CONDITIONS

Table XI shows the improvements observed when using LegoNN decoder modules with encoders trained with 10% and 30% of the switchboard ASR training data. Applying a decoder trained on the full data provided more than 50% and 10% relative improvement on average compared to the baseline encoder-decoder models, and 30% and 25% compared to a LegoNN encoder module, when trained on the 10%

TABLE XI
EFFECT OF % WER (↓) OF TRANSFERRING A FULLY TRAINED ASR LEGONN DECODER MODULE ON ENCODER-ONLY MODULE TRAINED ON DIFFERENT AMOUNTS OF DATA.

ASR Task	10% Data		30% Data	
	SWB(↓)	CH(↓)	SWB(↓)	CH(↓)
Baseline Enc-Dec	129.7%	136.6%	20.4%	37.1%
LegoNN Encoder Module + SWBD 300H LEGONN MODULES	70.5%	80.5%	25.4%	43.8%
BeamConv Decoder	40.7%	59.6%	17.5%	34.5%
WEmb Decoder	42.2%	63.4%	18.5%	34.7%

and 30% low resource conditions respectively. Given that this experiment shows module transfer between models trained on the same dataset, encoders are trained without the output length control unit because the their output length distribution matches that of the decoder input.

APPENDIX G RELATION TO INCORPORATING TEXT-ONLY RESOURCES

There are other ways to incorporate text-only resources in both ASR and MT tasks, e.g., back-translation [60] and decoding with a language model [32], [33]. However, the LegoNN approach offers a novel way for sharing pre-trained components across tasks and languages (Table III and Table IV), with benefits going beyond competing with the text-only LM decoding. For example, we can further fine-tune the composed LegoNN model (Table VI) or through the modular design of LegoNNs, components from an ASR and MT system would allow building zero-shot speech translation systems, which we have as future work. Additionally, integrating an LM during decoding would also benefit the LegoNN models and encoder-decoder in general when added via shallow-fusion during the beam-search [23].

For completeness we found that when we apply our LegoNN ASR encoder with a with an external language model using a WFST decoder, the performance is inferior to our LegoNN performance in Table II, achieving 9.1% and 19.4% WER in the SWB and CH test sets averaged across 3 seeds. Since, the gap in the LegoNN encoder performance of MT from the full encoder-decoder is quite large we expect the language model decoding will see a larger degradation compared to the LegoNN encoder-decoder model.

A. Training hyperparameters for ASR and MT task

Table XII and Table XIII contain the training parameter details for the LegoNN model.

TABLE XII

HYPERPARAMETERS FOR TRAINING LEGONN MODEL ASR TASK.

Hyperparameter	Value
Hidden Dropout	0.15
Attention dropout	0.15
Activation dropout	0.15
Ingestor attention dropout	0.15
Batch size	300 utt.
LR schedule	tristage [28]
Start learning rate	$1e^{-6}$
Max learning rate	$1e^{-3}$
End learning rate	$5e^{-6}$
Number of steps	80K
Warmup steps	35K
Hold steps	1K
Adam eps	$1e^{-9}$
Adam betas	(0.9, 0.999)
Weight decay	$1e^{-6}$

TABLE XIII

HYPERPARAMETERS FOR TRAINING LEGONN MODEL MT TASK.

Hyperparameter	Value
Hidden Dropout	0.3
Attention dropout	0.3
Activation dropout	0.3
Ingestor attention dropout	0.1
Batch size	4K sent.
LR schedule	inv. sqrt. [29]
Start learning rate	$1e^{-6}$
Max learning rate	$1e^{-3}$
Number of steps	150K
Warmup steps	35K
Adam eps	$1e^{-9}$
Adam betas	(0.9, 0.999)
Weight decay	0.1

ACKNOWLEDGMENT

We thank Brian Yan, Maria Ryskina, Shruti Rijhwani and Dan Berrebbi for their valuable feedback on our paper. We would also like to thank and remember late Sujeath Pareddy, who suggested the connection with Legos for our proposed framework.

REFERENCES

- [1] D. Bahdanau, K. Cho, and Y. Bengio, "Neural Machine Translation by Jointly Learning to Align and Translate," in *Proceedings of the International Conference on Learning Representations (ICLR)*, 2015.
- [2] I. Sutskever, O. Vinyals, and Q. V. Le, "Sequence to Sequence Learning with Neural Networks," in *Proceedings of the 28th Annual Conference on Neural Information Processing Systems (NeurIPS)*, 2014.
- [3] A. Vaswani, N. Shazeer, N. Parmar, J. Uszkoreit, L. Jones, A. N. Gomez, L. Kaiser, and I. Polosukhin, "Attention is all you need," in *Proceedings of the 31st Annual Conference on Neural Information Processing Systems (NeurIPS)*, 2017.
- [4] W. Chan, N. Jaitly, Q. Le, and O. Vinyals, "Listen, Attend and Spell: A neural network for large vocabulary conversational speech recognition," in *Proceedings of the International Conference on Acoustics, Speech, and Signal Processing (ICASSP)*, 2016.
- [5] D. Bahdanau, J. Chorowski, D. Serdyuk, P. Brakel, and Y. Bengio, "End-to-End Attention-based Large Vocabulary Speech Recognition," in *Proceedings of the International Conference on Acoustics, Speech, and Signal Processing (ICASSP)*, 2016.
- [6] C. Y. Baldwin and K. B. Clark, *Design Rules: The Power of Modularity Volume 1*. MIT Press, 1999.
- [7] A. Graves, S. Fernández, F. Gomez, and J. Schmidhuber, "Connectionist Temporal Classification: Labelling Unsegmented Sequence Data with Recurrent Neural Networks," in *Proceedings of the 23rd International Conference on Machine Learning (ICML)*, 2006.
- [8] J. Devlin, M.-W. Chang, K. Lee, and K. Toutanova, "BERT: Pre-training of deep bidirectional transformers for language understanding," in *Proceedings of the 2019 Conference of the North American Chapter of the Association for Computational Linguistics: Human Language Technologies (NAACL-HLT)*, 2019.
- [9] N. Kalchbrenner and P. Blunsom, "Recurrent continuous translation models," in *Proceedings of the 2013 Conference on Empirical Methods in Natural Language Processing (EMNLP)*, 2013.
- [10] M.-T. Luong, H. Pham, and C. D. Manning, "Effective approaches to attention-based neural machine translation," in *Proceedings of the 2015 Conference on Empirical Methods in Natural Language Processing (EMNLP)*, 2015.
- [11] R. Sennrich, B. Haddow, and A. Birch, "Neural machine translation of rare words with subword units," in *Proceedings of the 54th Annual Meeting of the Association for Computational Linguistics (ACL)*, 2016.
- [12] T. Kudo and J. Richardson, "Sentencepiece: A simple and language independent subword tokenizer and detokenizer for neural text processing," in *Proceedings of the 2018 Conference on Empirical Methods in Natural Language Processing (EMNLP): System Demonstrations*, 2018.
- [13] J. Libovický and J. Helcl, "End-to-end non-autoregressive neural machine translation with connectionist temporal classification," in *Proceedings of the 2018 Conference on Empirical Methods in Natural Language Processing (EMNLP)*, 2018.
- [14] J. Gehring, M. Auli, D. Grangier, D. Yarats, and Y. N. Dauphin, "Convolutional sequence to sequence learning," in *Proceedings of the 34th International Conference on Machine Learning (ICML)*, 2017.
- [15] N. Tishby, F. C. Pereira, and W. Bialek, "The information bottleneck method," in *Proceedings of 37th Annual Allerton Conference on Communication, Control and Computing (Allerton)*, 1999.
- [16] A. Naik, A. Ravichander, N. Sadeh, C. Rose, and G. Neubig, "Stress test evaluation for natural language inference," in *Proceedings of the 2018 Conference of the North American Chapter of the Association for Computational Linguistics: Human Language Technologies (NAACL-HLT)*, 2018, pp. 2340–2353.
- [17] M. Ott, S. Edunov, A. Baevski, A. Fan, S. Gross, N. Ng, D. Grangier, and M. Auli, "fairseq: A fast, extensible toolkit for sequence modeling," in *Proceedings of the 2019 Conference of the North American Chapter of the Association for Computational Linguistics (EMNLP): Demonstrations*, 2019.
- [18] J. L. Ba, J. R. Kiros, and G. E. Hinton, "Layer normalization," *arXiv preprint arXiv:1607.06450*, 2016.
- [19] D. P. Kingma and J. L. Ba, "Adam: A Method for Stochastic Optimization," in *Proceedings of the International Conference on Learning Representations (ICLR)*, 2014.
- [20] J. Godfrey and E. Holliman, "Switchboard-1 Release 2 LDC97S62," *Web Download. Philadelphia: Linguistic Data Consortium*, 1993.
- [21] L. D. Consortium, "2000 HUB5 English Evaluation Speech LDC2002S09," *Web Download. Philadelphia: Linguistic Data Consortium*, 2002.
- [22] —, "2000 HUB5 English Evaluation Transcripts LDC2002T43," *Web Download. Philadelphia: Linguistic Data Consortium*, 2002.

- [23] S. Watanabe, T. Hori, S. Karita, T. Hayashi, J. Nishitoba, Y. Unno *et al.*, “ESPnet: End-to-End Speech Processing Toolkit,” in *Proceedings of the 19th Annual Conference of the International Speech Communication Association (InterSpeech)*, 2018.
- [24] A. Rousseau, P. Deléglise, and Y. Estève, “Enhancing the ted-lium corpus with selected data for language modeling and more ted talks,” in *Proceedings of the 9th International Conference on Language Resources and Evaluation (LREC)*, 2014.
- [25] J. Iranzo-Sánchez, J. A. Silvestre-Cerdà, J. Jorge, N. Roselló, A. Giménez, A. Sanchis, J. Civera, and A. Juan, “Europarl-st: A multilingual corpus for speech translation of parliamentary debates,” in *Proceedings of the International Conference on Acoustics, Speech, and Signal Processing (ICASSP)*, 2020.
- [26] K. Park and J. Kim, “g2pe,” <https://github.com/Kyubyong/g2p>, 2019.
- [27] A. Mohamed, D. Okhonko, and L. Zettlemoyer, “Transformers with convolutional context for ASR,” in *arXiv preprint arXiv:1904.11660*, 2019.
- [28] D. S. Park, W. Chan, Y. Zhang, C.-C. Chiu, B. Zoph, E. D. Cubuk, and Q. V. Le, “SpecAugment: A simple data augmentation method for automatic speech recognition,” in *Proceedings of the 20th Annual Conference of the International Speech Communication Association (InterSpeech)*, 2019.
- [29] M. Ott, S. Edunov, D. Grangier, and M. Auli, “Scaling neural machine translation,” in *Proceedings of the 3rd Conference on Machine Translation (WMT)*, 2018.
- [30] Moses-SMT, “multi-bleu.perl,” <https://github.com/moses-sm/mosesdecoder/blob/master/scripts/generic/multi-bleu.perl>, 2018.
- [31] J. Lee, E. Mansimov, and K. Cho, “Deterministic non-autoregressive neural sequence modeling by iterative refinement,” in *Proceedings of the 2018 Conference on Empirical Methods in Natural Language Processing (EMNLP)*, 2018.
- [32] Y. Miao, M. Gowayyed, and F. Metze, “EESSEN: End-to-end speech recognition using deep RNN models and WFST-based decoding,” in *Proceedings of the 2015 IEEE Automatic Speech Recognition and Understanding Workshop (ASRU)*, 2015.
- [33] D. Amodei, S. Ananthanarayanan, R. Anubhai, J. Bai, E. Battenberg, C. Case, J. Casper, B. Catanzaro, Q. Cheng *et al.*, “Deep speech 2: End-to-end speech recognition in english and mandarin,” in *International conference on machine learning*. PMLR, 2016, pp. 173–182.
- [34] Z. Tüske, G. Saon, K. Audhkhasi, and B. Kingsbury, “Single headed attention based sequence-to-sequence model for state-of-the-art results on switchboard-300,” *arXiv preprint arXiv:2001.07263*, 2020.
- [35] S. Karita, N. Chen, T. Hayashi, and other, “A Comparative Study on Transformer vs RNN in Speech Applications,” in *Proceedings of the 2019 IEEE Automatic Speech Recognition and Understanding Workshop (ASRU)*, 2019.
- [36] D. Povey, V. Peddinti, D. Galvez, P. Ghahremani, V. Manohar, X. Na, Y. Wang, and S. Khudanpur, “Purely Sequence-Trained Neural Networks for ASR Based on Lattice-Free MMI,” in *Proceedings of the 17th Annual Conference of the International Speech Communication Association (InterSpeech)*, 2016.
- [37] nvidia, “cuDNN CTC loss,” https://docs.nvidia.com/deeplearning/cudnn/api/index.html#cuDNNCTCLoss_v8, 2022.
- [38] F. Jelinek, *Statistical methods for speech recognition*. MIT press, 1997.
- [39] P. F. Brown, J. Cocke, S. A. Della Pietra, V. J. Della Pietra, F. Jelinek, J. Lafferty, R. L. Mercer, and P. S. Roossin, “A statistical approach to machine translation,” *Computational linguistics*, vol. 16, no. 2, 1990.
- [40] M. I. Jordan and R. A. Jacobs, “Hierarchical mixtures of experts and the em algorithm,” *Neural computation*, vol. 6, no. 2, 1994.
- [41] L. Bottou, Y. Bengio, and Y. Le Cun, “Global training of document processing systems using graph transformer networks,” in *Proceedings of the 11th IEEE Conference on Computer Vision and Pattern Recognition (CVPR)*, 1997.
- [42] A. Graves, A.-r. Mohamed, and G. Hinton, “Speech recognition with deep recurrent neural networks,” in *Proceedings of the International Conference on Acoustics, Speech, and Signal Processing (ICASSP)*, 2013.
- [43] H. Sak, A. Senior, and F. Beaufays, “Long short-term memory based recurrent neural network architectures for large vocabulary speech recognition,” *arXiv preprint arXiv:1402.1128*, 2014.
- [44] A. Hannun, C. Case, J. Casper, B. Catanzaro, G. Diamos, E. Elsen, R. Prenger, S. Sathesh, S. Sengupta, A. Coates *et al.*, “Deep speech: Scaling up end-to-end speech recognition,” *arXiv preprint arXiv:1412.5567*, 2014.
- [45] W. Chan, C. Saharia, G. Hinton, M. Norouzi, and N. Jaitly, “Imputer: Sequence modelling via imputation and dynamic programming,” in *Proceedings of the 37th International Conference on Machine Learning (ICML)*, 2020.
- [46] C. Saharia, W. Chan, S. Saxena, and M. Norouzi, “Non-autoregressive machine translation with latent alignments,” *arXiv preprint arXiv:2004.07437*, 2020.
- [47] J. Gu, J. Bradbury, C. Xiong, V. O. K. Li, and R. Socher, “Non-autoregressive neural machine translation,” in *Proceedings of the International Conference on Learning Representations (ICLR)*, 2018.
- [48] M. Ghazvininejad, O. Levy, Y. Liu, and L. Zettlemoyer, “Mask-predict: Parallel decoding of conditional masked language models,” in *Proceedings of the 2019 Conference on Empirical Methods in Natural Language Processing and the 9th International Joint Conference on Natural Language Processing (EMNLP-IJCNLP)*, 2019.
- [49] M. Ghazvininejad, V. Karpukhin, L. Zettlemoyer, and O. Levy, “Aligned cross entropy for non-autoregressive machine translation,” in *Proceedings of the 37th International Conference on Machine Learning (ICML)*, 2020.
- [50] N. Chen, S. Watanabe, J. Villalba, and N. Dehak, “Non-autoregressive transformer automatic speech recognition,” *arXiv preprint arXiv:1911.04908*, 2019.
- [51] S. Kim, T. Hori, and S. Watanabe, “Joint CTC-Attention based End-to-End Speech Recognition using Multi-task Learning,” in *Proceedings of the International Conference on Acoustics, Speech, and Signal Processing (ICASSP)*, 2017.
- [52] J. Andreas, M. Rohrbach, T. Darrell, and D. Klein, “Neural Module Networks,” in *Proceedings of the 29th IEEE Conference on Computer Vision and Pattern Recognition (CVPR)*, 2016.
- [53] C. Devin, A. Gupta, T. Darrell, P. Abbeel, and S. Levine, “Learning modular neural network policies for multi-task and multi-robot transfer,” in *2017 IEEE International Conference on Robotics and Automation (ICRA)*, 2017.
- [54] S. Purushwalkam, M. Nickel, A. Gupta, and M. Ranzato, “Task-driven modular networks for zero-shot compositional learning,” in *Proceedings of the IEEE International Conference on Computer Vision (ICCV)*, 2019.
- [55] J. Andreas, D. Klein, and S. Levine, “Modular multitask Reinforcement Learning with Policy Sketches,” in *Proceedings of the 34th International Conference on Machine Learning (ICML)*, 2017.
- [56] R. Socher, M. Ganjoo, C. D. Manning, and A. Ng, “Zero-Shot Learning Through Cross-Modal Transfer,” in *Proceedings of the 27th Annual Conference on Neural Information Processing Systems (NeurIPS)*, 2013.
- [57] N. Gupta, K. Lin, D. Roth, S. Singh, and M. Gardner, “Neural module networks for reasoning over text,” in *Proceedings of the International Conference on Learning Representations (ICLR)*, 2020.
- [58] D. Pathak, C. Lu, T. Darrell, P. Isola, and A. A. Efros, “Learning to control self-assembling morphologies: a study of generalization via modularity,” in *Proceedings of the 33rd Annual Conference on Neural Information Processing Systems (NeurIPS)*, 2019.
- [59] M. Post, “A call for clarity in reporting bleu scores,” in *Proceedings of the 3rd Conference on Machine Translation (WMT)*, 2018.
- [60] R. Sennrich, B. Haddow, and A. Birch, “Improving neural machine translation models with monolingual data,” in *Proceedings of the 54th Annual Meeting of the Association for Computational Linguistics (ACL)*, 2016, pp. 86–96.