

# Spatial-Temporal Adaptive Graph Convolution with Attention Network for Traffic Forecasting

Weikang Chen<sup>1</sup>, Yawen Li<sup>\*2</sup>, Zhe Xue<sup>1</sup>, Ang Li<sup>1</sup>, Guobin Wu<sup>3</sup>

1. School of Computer Science (National Pilot School of Software Engineering), Beijing University of Posts and Telecommunications, Beijing Key Laboratory of Intelligent Telecommunication Software and Multimedia, P. R. China.

2. School of Economics and Management, Beijing University of Posts and Telecommunications, P. R. China

3. Didi Research Institute, Didi Chuxing, P. R. China.

E-mail: weikangchen@bupt.edu.cn

**Abstract:** Traffic forecasting is one canonical example of spatial-temporal learning task in Intelligent Traffic System. Existing approaches capture spatial dependency with a pre-determined matrix in graph convolution neural operators. However, the explicit graph structure losses some hidden representations of relationships among nodes. Furthermore, traditional graph convolution neural operators cannot aggregate long-range nodes on the graph. To overcome these limits, we propose a novel network, Spatial-Temporal Adaptive graph convolution with Attention Network (STAAN) for traffic forecasting. Firstly, we adopt an adaptive dependency matrix instead of using a pre-defined matrix during GCN processing to infer the inter-dependencies among nodes. Secondly, we integrate PW-attention based on graph attention network which is designed for global dependency, and GCN as spatial block. What's more, a stacked dilated 1D convolution, with efficiency in long-term prediction, is adopted in our temporal block for capturing the different time series. We evaluate our STAAN on two real-world datasets, and experiments validate that our model outperforms state-of-the-art baselines.

**Key Words:** Traffic Forecasting, Adaptive Graph Convolution, Graph Attention Network, Spatial-Temporal Data

## 1 Introduction

Traffic forecasting is regarded as one of the key components of Intelligent Traffic System. It aims to predict the future traffic flow trend based on the historical data, which is collected by the transportation departments. Recent studies show that graph convolution neural network can deal with this complex data structure - graph structure data - better than traditional convolution neural network. Spatial-temporal based on graph network models have been widely applied to solve these complex problems [1–5]. While in traffic speed forecasting, the dataset is collected by the speed sensors every time from the city's road network. Each sensor is viewed as a node in the traffic graph network. The speed recorded by the sensors reflects road congestion. The higher speed sensors record, the less intense pressure traffic road withstands. What's more, each node in practice is always affected by its surrounding neighbors, which has been regarded as a basic assumption behind the spatial-temporal traffic forecasting problem. Imagine that if there was an accident on a road, especially at the crossroad, traffic paralysis would occur on adjacent sections of this road.

However, there are two problems when modeling the graph. On the one hand, most methods model the self-definition adjacent matrix based on Euclidean distance or Point of Interest as the relationship among the nodes. [6–8] process the adjacent matrix by road network distance with a thresholded Gaussian kernel. Firstly, the road status is changeable during the day-time. In general, traffic pressure is less at night and greater during the day in the city. Moreover, the traffic pressure on holidays is also different from that on weekdays. Secondly, the road network is three dimensions in our daily life. But

when using the distance to calculate the weight matrix, it ignores the third dimension information. For example, although some roads on the overpass are close in space, the road conditions on each road do not affect the other roads. Inspired by the [9], we propose to enhance graph convolution network with the adaptive matrix to represent the hidden relationship among nodes.

On the other hand, graph convolution operator aggregates neighbors' information by the adjacent matrix. For a long-term prediction, we need an operation to collect the global information among all nodes while the graph convolution operator prefers more on the local field. Attention mechanisms have become almost a standard in many sequence-based tasks [10–12]. One of the benefits of attention mechanisms is that they focus on every relevant component to participate in making decisions. Graph attention network [13–15] introduces an attention-based architecture to collect relevant information. With the efficiency of attention operation, graph attention network can be applied on graph nodes with specifying arbitrary weights. [16] uses spatial attention to capture the spatiotemporal dynamic in road networks. [8] adopts the graph attention operation, which is called cosATT, to extract the similar road conditions of traffic networks. [8, 17] construct global and local extraction modules to consider the global information as well as local properties. So in our work, we propose PW-attention mechanism based on graph to capture the global similarity information among nodes to enhance the ability of graph representation with the global graph.

Convolutional operation processes a local neighborhood, either in time or space. [8] adopt the gated mechanism to determine the ratio of information passed to the next layer. [18]

\*Corresponding author: Yawen Li (warmly0716@126.com).

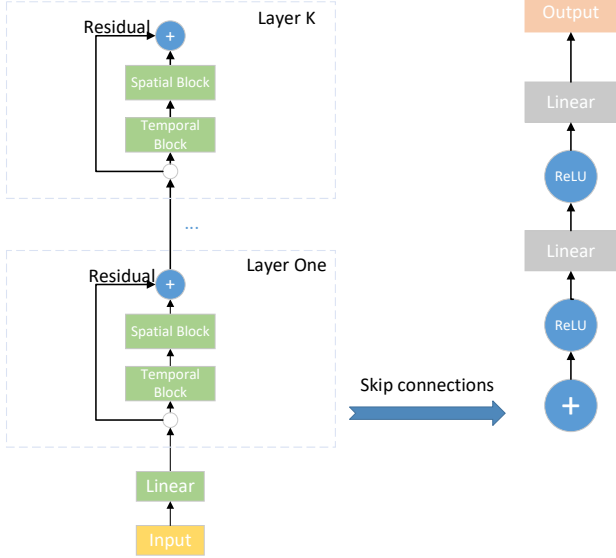


Fig. 1: The Architecture of our model STAAN. On the left, it consists of  $K$  spatial-temporal blocks which use different time steps. With the skip connections of those different time steps outputs, there are two linear layers with activation layers on the right.

proposes a non-local operation that computes the response at a position as a weighted sum of the features at all positions in the input feature maps[19]. The set of positions can be in space, time or both of them. Traffic forecasting prediction is a long-term task. And non-local operations capture long-range dependencies directly by computing interactions between any two positions, regardless of their positional distance. With the assumption that similar roads have similar features, we combine the global graph attention as the similar function and graph convolution neural which is based on adaptive strategy, as the embedding function to enhance the ability to capture spatial features.

To accurately capture different time properties of traffic data, it is necessary to process the data through multiple time series scales. As for temporal prediction models, CNN-based approaches enjoy the advantages of parallel computing, stable gradients and low memory requirement [20, 21] while RNN-based approaches suffer from time-consuming iterative propagation and gradient explosion/vanishing for capturing long-range sequences [22]. However, to capture long sequences, these proposed models are much more complicated by using various 1D convolution kernel.

In our work, we design a novel architecture, the Spatial-Temporal Adaptive graph convolution with Attention Network (STAAN) for graph-structured time series modeling in Figure 1, which addresses the two shortcomings we have aforementioned. Due to the achievement of [6], we adopt stacked dilated casual convolutions to capture temporal properties, which are based on CNN. Then motivated by the non-local, we combine the adaptive graph convolution neural with global graph atten-

tion neural to capture the local and global spatial properties. Our contributions are summarized as follows:

- We propose a novel deep learning framework named Spatial-Temporal Adaptive graph convolution network with Attention network (STAAN) for spatial-temporal traffic forecasting prediction by integrating PW-attention, based on graph attention network which is designed for global dependency, and adaptive GCN as spatial block.
- In spatial blocks, we introduce an adaptive trainable weight matrix into graph convolution operator, instead of a pre-defined adjacent matrix and attention mechanism named PW-attention function which aims for global information.
- We evaluate our STAAN on two real-world datasets, and experiments validate that our model outperforms state-of-the-art baselines.

## 2 Related Works

### 2.1 Graph Neural Network

Graph structured data is becoming more and more common in our daily life, like social connections, and traffic road networks. Motivated by the success of CNNs when dealing with lots of felids such as videos, natural language processing etc.[23–26], researchers designed the graph convolution neural to deal with these graph-structured data [27]. The methods of GCN are usually divided into two different types: spectral and spatial methods. The spectral method is using convolution definition to achieve in the graph. [28] introduced a Chebyshev polynomial parametrization for the spectral filter. [29] provided a simplified version of ChebyNet, gaining success in the graph-based semi-supervised learning task. While spatial methods use a weighted average function by an adjacent matrix as the convolution operator. [30] takes one-hop neighbors as neighborhoods and defines the weighting function as various aggregators over neighborhoods. Based on GCN, [7] combines graph convolution networks with recurrent neural networks in an encoder-decoder manner. [21] combines graph convolution with 1D convolution to tackle the time series prediction problem. However, during traffic time series, the graph-based dataset is changing over day and night, not staying in eternal status. Using the pre-defined adjacent matrix based on prior knowledge is not suitable for traffic prediction problems. To capture more information hidden in graph data, an adaptive matrix is a better ideal to extract properties during the processing of GCN.

Inspired by the attention mechanism, graph attention network [23] proposes to learn the weighting function via the self-attention mechanism which has been widely utilized in natural language processing, and image caption. Graph attention network performs self-attention on the nodes with a shared attentional mechanism  $a$ :

$$e_{ij} = a(W[h_i, h_j]) \quad (1)$$

where  $h_i \in R^C$  and  $h_j \in R^C$  are both the input features,  $W \in R^{C \times C'}$  is weight matrix,  $a$  is a shared attention function.

Then normalize the coefficient  $e_{ij} \in R$ :

$$\alpha_{ij} = \text{softmax}_j(e_{ij}) = \frac{\exp(e_{ij})}{\sum_{k \in N_i} \exp(e_{ik})} \quad (2)$$

Then the output representation is as follows:

$$h'_i = \sigma\left(\sum_{j \in N_i} \alpha_{ij} W h_j\right) \quad (3)$$

where  $N_i$  is the set of neighbors of node  $i$  and  $\sigma(\cdot)$  is an activation function. Recently, [31, 32] propose a novel multi-level attention-based network. [33] propose ASTGCN and [34] propose GMAN. [16] uses spatial attention to capture the spatiotemporal dynamic in road networks. [8] adopts the graph attention operation to extract the similar road conditions of traffic networks. Different from these works, our works adopt a dynamic trainable parameter matrix and attention mechanism as a similar measurement to automatically reflect and capture the hidden connection among all nodes.

## 2.2 Spatial-Temporal Prediction

In recent years, researchers have conducted on traffic forecasting problems. It has been viewed as a spatial-temporal forecasting task. However, there are two ways to capture the spatial-temporal. One is learning features with two components to capture temporal and spatial separately. [6] introduces a self-adaptive graph and dilated convolution to capture spatial and temporal dependency. [16] is an end-to-end solution for traffic forecasting that captures spatial, short-term, and long-term periodical dependencies. [35] uses spatial attention, temporal attention, and spatial sentinel vectors to capture the spatiotemporal dynamic in road networks. The other is to model spatial-temporal correlations simultaneously. [36] combines graph convolution with 1D convolution. And [37] introduces 3D convolutions into this area, which can effectively extract features from both the spatial and temporal dimensions. [38] uses Pseudo three-dimensional convolution network to combine structure learning convolution, which is designed to learn graph structure, with the time feature. Due to capturing heterogeneity of spatial and temporal properties simultaneously, those methods need to use more layers with different convolution operators. In all, to be computationally efficient heterogeneity between the spatial feature and temporal feature, our model includes two components to capture the spatial and temporal feature in the traffic data separately.

## 3 Methodology

In this section, we first give the mathematical definition of the traffic prediction and then show the details about our framework.

### 3.1 Traffic Prediction Problem

We target on the multi-step traffic forecasting problem. Consider multitudinous traffic series that contains history time series  $X = \{X_{:,0}, X_{:,1}, \dots, X_{:,t}\}$ , and for each time step,  $X_{:,t} = \{x_{1,t}, x_{2,t}, \dots, x_{i,t}, \dots, x_{N,t}\}^T \in R^{N \times C}$ , where  $N$  is the number of all nodes and  $C$  denotes the features of each node. Our

target is to predict the future features of all nodes by using the history data  $X$ .

$$[X_{:,0}, X_{:,1}, \dots, X_{:,t}, G] \rightarrow F[X_{:,t+1}, \dots, X_{:,t+T}] \quad (4)$$

where  $G = (V, E, A)$ , which denotes the road network. And  $V$  is a set of  $N$  nodes;  $E$  is a set of edges;  $A \in R^{N \times N}$  corresponds to the adjacency matrix.

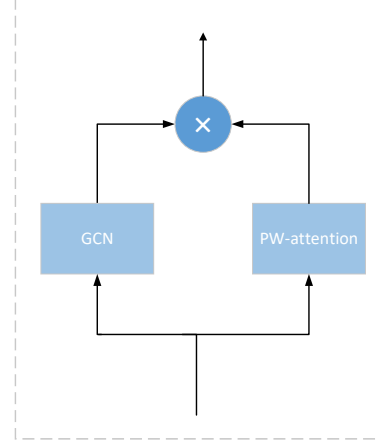


Fig. 2: Spatial Block. It contains of GCN and PW-attention components which captures the local and global spatial data.

### 3.2 Spatial Block with Graph Neural Network

**Adaptive Matrix:** Graph convolution is an essential operation to learn the nodes features. Most recent work in traffic forecasting deploys GCN to capture the spatial features. According to [21], the graph convolution operation can be well-approximated by 1st order Chebyshev polynomial expansion and generalized to high-dimensional GCN as:

$$Z = (I_N + D^{-\frac{1}{2}} A D^{-\frac{1}{2}}) X W \quad (5)$$

where  $A \in R^{N \times N}$  is the normalized adjacency matrix,  $D$  is the degree matrix, and  $I_N$  is the identity matrix of  $n$  dimensions. And  $X \in R^{N \times C}$  denote the input channels,  $W \in R^{C \times F}$  is the layer-specific trainable weight matrix. GCN operator can divide into two operations: (1) aggregate the features from its neighbors. (2) transform the features to a high dimensional space with the weight matrix. So in the first step, the effect of aggregation will be influenced by the adjacent matrix. Existing works mainly utilize the pre-defined adjacent matrix for GCN operation. [7] use the distance to compute the pairwise road network and build the adjacency matrix using the thresholded Gaussian kernel. [39] uses the similarity of the features to create the adjacent matrix. However, these calculated manually the matrix cannot truly reflect the hidden connections between the nodes. [6, 9] proposes an adaptive matrix by multiplying the embedding of nodes  $E_A \in R^{N \times d}$  and  $E_A^T$  to replace the static adjacent matrix:

$$A_{\text{adaptive}} = g(E_A \bullet E_A^T) \quad (6)$$

where  $g(\cdot)$  is a function to normalize the dynamic matrix. Instead of computing the degree matrix repeatedly, we can use the trainable  $E_A$  during the data training. Thus, the GCN can be formulated as:

$$Z = (I_N + A_{adaptive})XW \quad (7)$$

First, a dynamic trainable weight matrix, obtained by the dot product of the embedding nodes and its transposition, can truly reflect the hidden connections instead of using the pre-defined matrix. Rather than using the trainable parameter  $A \in R^{N \times N}$ , embedding function  $E_A \in R^{N \times d}$  reduces the space complexity for faster training when  $d \ll N$ .

**Graph Attention:** A self-attention [10] module computes the response at a position in a sequence by attending to all positions and taking their weighted average in an embedding space. Graph attention networks [22] is to compute the hidden representations of each node in the graph, following the self-attention strategy. With the assumption that similar roads have similar features. Like [8], we use the global graph attention networks to learn the similarity of the nodes instead of neighbors in graph attention networks. We define PW-attention operator:

$$a_{ij} = \text{sigmoid}(\text{similarity}(w_{ij}[x_i, x_j])) \quad (8)$$

$$\text{output}_i = \sum_{j \in N_i} a_{ij} w_{ij} x_j \quad (9)$$

where  $\text{similarity}(\cdot)$  is a pairwise function compute a scalar which representing relationship between node  $i$  and  $j$ . And  $N_i$  is the all nodes. Different from GAT, we use the global graph to obtain relationship among nodes to enhance the ability to capture similar nodes' features.

**Spatial Block:** In our work, we use the GCN as the representation function and GAT as a similar function to learn the spatial features during the dataset. As shown in Figure 2, the spatial block work as follows. First, we pass the input  $H \in R^{N \times C}$  into GCN to capture the neighbors' feature, where  $N$  denotes the number of nodes, and  $C$  is the embedding dimension. On the other hand, we use the global graph PW-attention to learn the similarity among different nodes. Then use the element-wise Hadamard product on the above output. Experiments show that our spatial block performs well with the special module, which combines adaptive graph convolution network with PW-attention mechanism.

### 3.3 Temporal Block with Temporal Convolution Neural

We adopt the dilated causal convolution [40] as our temporal convolution neural layer to capture the temporal features trends. Unlike RNN-based methods, models with causal convolutions can train faster to obtain the long-range time series because of the non-recurrent connections. Figure 3 depicts dilated causal convolutions for dilations 1, 2, and 4. At the beginning of dilated causal convolution, it preserves the temporal causal order by padding zeros to the inputs. On the first layer, the dilated causal convolution operation slides over inputs by skipping values with the 1 step. And on the second layer, the

step adds up to 2, which means the convolution just keeps some necessary information for the next layer. After stacked dilated convolutions, we will get a greatly large receptive field with a few layers. We adopt the same gated mechanisms in the dilated convolution in Figure 4, which has been proved to control the features. For each layer:

$$z = g(W_{f,k}x) \otimes \sigma(W_{g,k}x) \quad (10)$$

where  $\otimes$  denotes an element-wise product operator, function  $g(\cdot)$  is an activation function of the output and  $\sigma(\cdot)$  is the sigmoid function which decides whether the information should forget.  $K$  is the layer index,  $f$  and  $g$  denote the filter and gate. And  $W$  is a learnable parameter. We set the  $g(\cdot)$  as tangent hyperbolic function.

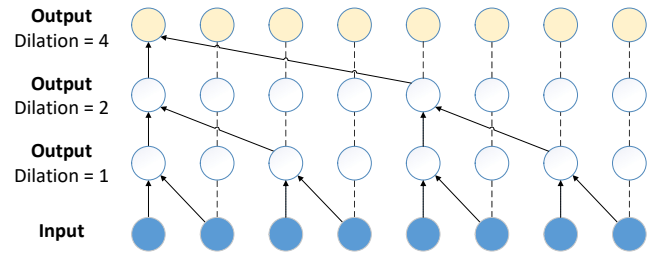


Fig. 3: A stack of dilated casual convolution layers.

### 3.4 Architecture of Network

As shown in Figure 1, our framework of STAAN consists of stacked spatial-temporal blocks with skip connections to predict future traffic forecasting results. Each spatial-temporal block includes the temporal convolution neural (capture the time features) and the graph convolution networks (capture the space features). Our model can handle different temporal levels with different spatial-temporal blocks. For example, at the bottom block of our model, it can deal with the shortest-term time series, while from the bottom to the top, our model can receive more long-term time information. To keep the short-term information, we adopt a cascaded connection the higher-level uses the lower level's output as its input. So when the input of each block is a tensor  $H$  with the size of  $[C, N, L]$  where  $C$  denotes embedding dimension,  $N$  is the number of all nodes, and  $L$  is the length sequence we want to predict. Spatial block is applied to each  $h[:, :, i] \in R^{N \times C}$  to capture the spatial information. In the end, a skip connection is a great way to collect all the output from every block to predict the results.

### 3.5 Loss Function

We use the mean absolute error (MAE) to measure the performance of our model which is formulated as follows:

$$L(\hat{X}_{j:t+1}, \dots, \hat{X}_{j:t+T}; \Theta) = \frac{1}{n} \sum_{i=1}^T \sum_{j=1}^N |\hat{X}_{j:i} - X_{j:i}| \quad (11)$$

where  $X = \{X_{:,0}, X_{:,1}, \dots, X_{:,t}\}$ .

Table 1: Performance comparison of STAAN and other baseline models. STAAN achieves the best results on both datasets

Model	METR-LA(15/30/60 min)			PEMS-BAY(15/30/60 min)		
	MAE	MAPE(%)	RMSE	MAE	MAPE(%)	RMSE
ARIMA	3.99/ 5.15/ 6.90	9.60/ 12.70/ 17.40	8.21/ 10.45/ 13.23	1.62/ 2.33/ 3.38	1.62/ 2.33/ 3.38	1.62/ 2.33/ 3.38
FC-LSTM	3.44/ 3.77/ 4.37	9.60/ 10.90/ 13.20	6.30/ 7.23/ 8.69	2.05/ 2.20/ 2.37	4.80/ 5.20/ 5.70	4.19/ 4.55/ 4.69
DCRNN	2.77/ 3.15/ 3.60	7.30/ 8.80/ 10.50	5.38/ 6.45/ 7.59	1.38/ 1.74/ 2.07	2.90/ 3.90/ 4.90	2.95/ 3.97/ 4.74
GGRU	2.71/ 3.12/ 3.64	6.99/ 8.56/ 10.62	5.24/ 6.36/ 7.65	-	-	-
STGCN	2.87/ 3.48/ 4.45	7.40/ 9.40/ 11.80	5.54/ 6.84/ 8.41	1.46/ 2.00/ 2.67	3.01/ 4.31/ 5.73	2.90/ 4.10/ 5.40
APTN	2.76/ 3.15/ 3.70	7.30/ 8.80/ 10.69	5.38/ 6.43/ 7.69	1.38/ 1.97/ 2.33	2.91/ 3.69/ 4.65	2.96/ 3.95/ 4.60
ST-UNet	2.72/ 3.12/ 3.55	6.90/ 8.40/ 10.00	5.13/ 6.16/ 7.40	2.15/ 2.81/ 3.38	4.03/ 5.42/ 6.68	5.06/ 6.79/ 8.33
GWN	2.69/ 3.07/ 3.53	6.90/ 8.37/ 10.01	5.15/ 6.22/ 7.37	1.30/ 1.63/ 1.95	2.70/ 3.70/ 4.60	2.74/ 3.70/ 4.52
ST-GRAT	2.60/ 3.01/ 3.49	6.61/ 8.15/ 10.01	<b>5.07/ 6.21/ 7.42</b>	<b>1.29/ 1.61/ 1.95</b>	<b>2.67/ 3.63/ 4.64</b>	<b>2.71/ 3.69/ 4.54</b>
SLCNN	<b>2.53/ 2.88/ 3.30</b>	<b>5.18/ 6.15/ 7.20</b>	<b>5.18/ 6.15/ 7.20</b>	1.44/ 1.72/ 2.03	2.90/ 3.81/ <b>4.53</b>	3.00/ 3.90/ 4.80
STAAN	<b>2.49/ 2.85/ 3.29</b>	<b>5.15/ 6.13/ 7.23</b>	<b>5.10/ 6.10 / 7.15</b>	<b>1.27/ 1.57/ 1.92</b>	<b>2.67/ 3.65/ 4.51</b>	<b>2.58/ 3.57/ 4.40</b>

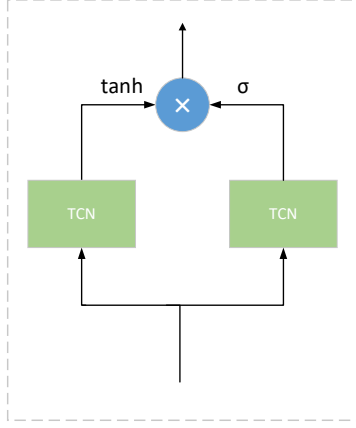


Fig. 4: Temporal Block. It contains dilated casual convolution layer with gated mechanisms.

## 4 Experiments

### 4.1 Dataset

In the experiment, we use the two real-world traffic datasets, namely METR-LA and PEMS-BAY released by [7]. More details for the datasets are in Table 2.

**METR-LA.** Traffic speed prediction on the METR-LA dataset, which contains 4 months of data recorded by 207 loop detectors ranging from March 1, 2012, to June 30, 2012, on the highway of Los Angeles.

**PEMS-BAY.** Traffic speed prediction on the PEMS-BAY dataset, which contains 6 months of data recorded by 325 sensors ranging from January 1, 2017, to June 30, 2017, in the Bay Area.

### 4.2 Baselines

We adopt Mean Absolute Errors(MAE), Mean Absolute Percentage Errors (MAPE), and Root Mean Squared Errors (RMSE) to compare the performance STAAN with the following state-of-the-art models:

- ARIMA. Auto-Regressive Integrated Moving Average model with Kalman filter [6].
- FC-LSTM. Recurrent neural network with fully con-

nected LSTM hidden units [6].

- DCRNN. Diffusion convolution recurrent neural network [6], which combines graph convolution networks with recurrent neural networks in an encoder-decoder manner.
- GGRU. Graph gated recurrent unit network [22]. Recurrent-based approaches. GGRU uses attention mechanisms in graph convolution.
- STGCN. Spatial-temporal graph convolution network [21], which combines graph convolution with 1D convolution.
- GWN. A convolution network architecture [6], introduces a self-adaptive graph to capture the hidden spatial dependency, and uses dilated convolution to capture the temporal dependency.
- APTN. Attention-based Periodic-Temporal neural Network [16], which is an end-to-end solution for traffic forecasting that captures spatial, short-term, and long-term periodical dependencies.
- ST-UNet. Spatial-Temporal U-Net [17] adopts a U-shaped network to extract temporal and spatial properties simultaneously.
- ST-GRAT. Spatial-Temporal Graph attention [35], which uses spatial attention, temporal attention, and spatial sentinel vectors to capture the spatiotemporal dynamic in road networks.
- SLCNN. Spatial-temporal Graph Structure Learning [38] proposes pseudo three-dimensional convolution, which combines with the structure learning convolution to capture the temporal dependencies in traffic data.

### 4.3 Experimental Settings

All experiments are performed on a Linux server with one Intel(R) Xeon(R) Gold 5218 CPU @ 2.30GHz and one NVIDIA GeForce RTX 2080 Ti GPU card. We use the eight blocks for capture the time sequence. And in temporal convolution neural, we use the sequence 1, 2, 1, 2, 1, 2, 1, 2 as the dilation sequence for each block. In spatial block, we use the softmax function as normalization in Equation (1). During train model, we use the Adam optimizer as our optimizer, with initial value 0.001 and we adopt dropout with 0.3 for graph neural network. And we set the input dimension to 2, number



of hidden layer to 40 and the output length sequence to 12. For dataset, we split it to 7:2:1 as the training data, valid data and the test data. All tests adopt 5 minutes as the time windows. And the target we want to get from our model is the future time in 15, 30, 60 minutes.

#### 4.4 Experimental Results

Table 2: The details for the datasets

	METR-LA	PEMS-BAY
Nodes	207	325
Records	23974	52093
Time span	2012.03 - 2012.06	2017.01 - 2017.06
Time interval	5 minutes	
Daily range	0:00-24:00	

Table 1 shows the performance among these models for 15, 30, and 60 minutes ahead prediction on METR-LA and PEMS-BAY datasets. STANN gets the greatest performance in our experiment in particular. Several observations can be get by following analyses. Firstly, STAAAN achieves a small improvement than SLCNN and GWN. We think our architecture is more capable of detecting spatial properties with PW-attention for global information instead of structure learning. Secondly, ST-GRAT uses spatial attention and temporal attention to capture the spatiotemporal properties. In contrast, STAAAN employs stacked spatial-temporal blocks with different time steps for GCN blocks with different parameters. Thirdly, APTN, ST-GRAT have better results than STGCN, GGRU since APTN and ST-GRAT adopt attention mechanisms for both spatial and temporal properties. And ST-UNet adopts U-Net to capture spatial and temporal properties simultaneously, it performs the same as DCRNN at the short term prediction but shows better in the long term. FC-LSTM based on fully connected LSTM hidden units obtains a better than the traditional method. While statistical method ARIMA has poor performance since its ability cannot deal with heterogeneous data.

#### 5 Conclusion

In this paper, we present a spatial-temporal adaptive graph convolution with the attention mechanism network, STAAAN for short, to address the traffic forecasting problem. STAAAN composes spatial blocks based on GCN and temporal blocks based on TCN to capture heterogeneous graph structure data. Furthermore, STAAAN utilizes an adaptive matrix and PW-attention mechanism which aims for learning global information. Validated on two real-world datasets, STAAAN demonstrates the best performance than baselines for traffic forecasting. In future work, we will focus on large heterogeneous datasets with more novel graph convolution neural network.

#### References

- [1] Chen, Zhan, et al. "Multi-scale spatial temporal graph convolutional network for skeleton-based action recognition." Proceedings of the AAAI Conference on Artificial Intelligence. Vol. 35. No. 2. 2021.
- [2] Fang, Zheng, Qingqing Long, Guojie Song, and Kunqing Xie. "Spatial-Temporal Graph Ode Networks for Traffic Flow Forecasting." In Proceedings of the 27th ACM SIGKDD Conference on Knowledge Discovery & Data Mining, 364–73, 2021.
- [3] Li, Mengzhang, and Zhanxing Zhu. "Spatial-Temporal Fusion Graph Neural Networks for Traffic Flow Forecasting." In Proceedings of the AAAI Conference on Artificial Intelligence, 35:4189–96, 2021.
- [4] Bai, Lei, Lina Yao, Can Li, Xianzhi Wang, and Can Wang. "Adaptive Graph Convolutional Recurrent Network for Traffic Forecasting." Advances in Neural Information Processing Systems 33 (2020): 17804–15.
- [5] Mingxing Li, Yinmin Jia, and Junping Du. LPV control with decoupling performance of 4WS vehicles under velocity-varying motion. IEEE Transactions on Control Systems Technology 2014, 22(5): 1708-1724.
- [6] Wu, Zonghan, Shirui Pan, Guodong Long, Jing Jiang, and Chengqi Zhang. "Graph Wavenet for Deep Spatial-Temporal Graph Modeling." ArXiv Preprint arXiv:1906.00121, 2019.
- [7] Li, Yaguang, Rose Yu, Cyrus Shahabi, and Yan Liu. "Diffusion Convolutional Recurrent Neural Network: Data-Driven Traffic Forecasting." ArXiv Preprint arXiv:1707.01926, 2017.
- [8] Huang, Rongzhou, Chuyin Huang, Yubao Liu, Genan Dai, and Weiyang Kong. "LSGCN: Long Short-Term Traffic Prediction with Graph Convolutional Networks." In IJCAI, 2355–61, 2020.
- [9] Bai, Lei, et al. "Adaptive Graph Convolutional Recurrent Network for Traffic Forecasting." Advances in Neural Information Processing Systems 33 (2020): 17804–15.
- [10] Vaswani, Ashish, et al. "Attention Is All You Need." Advances in Neural Information Processing Systems 30 (2017).
- [11] Qingping Li, Junping Du, Fuzhao Song, Chao Wang, Honggang Liu, Cheng Lu. Region-based multi-focus image fusion using the local spatial frequency. 2013 25th Chinese control and decision conference (CCDC), 2013: 3792-3796.
- [12] Wenling Li, Yingmin Jia, and Junping Du. Distributed extended Kalman filter with nonlinear consensus estimate. Journal of the Franklin Institute, 2017, 354(17): 7983-7995.
- [13] Velickovic, Petar, Guillem Cucurull, Arantxa Casanova, Adriana Romero, Pietro Lio, and Yoshua Bengio. "Graph Attention Networks." Stat 1050 (2017): 20.
- [14] Ashish Vaswani, Noam Shazeer, Niki Parmar, Jakob Uszkoreit, Llion Jones, Aidan N Gomez, Łukasz Kaiser, and Illia Polosukhin. Attention is all you need. In NIPS, pages 5998–6008, 2017.
- [15] Liang Xu, Junping Du, Qingping Li. Image fusion based on non-subsampled contourlet transform and saliency-motivated pulse coupled neural networks. Mathematical Problems in Engineering, 2013.
- [16] Park, Cheonbok, Chunggi Lee, Hyojin Bahng, Yunwon Tae, Seungmin Jin, Kihwan Kim, Sungahn Ko, and Jaegul Choo. "ST-GRAT: A Novel Spatio-Temporal Graph Attention Networks for Accurately Forecasting Dynamically Changing Road Speed." In Proceedings of the 29th ACM International Conference on Information & Knowledge Management, 1215–24, 2020.
- [17] Yu, Bing, Haoteng Yin, and Zhanxing Zhu. "St-Unet: A Spatio-Temporal u-Net for Graph-Structured Time Series Modeling." ArXiv Preprint arXiv:1903.05631, 2019.
- [18] Wang, Xiaolong, Ross Girshick, Abhinav Gupta, and Kaiming He. "Non-Local Neural Networks." In Proceedings of the IEEE Conference on Computer Vision and Pattern Recognition, 7794–7803, 2018.

- [19] Wei Li, Xinyan Xiao, Jiachen Liu, Hua Wu, Haifeng Wang, and Junping Du. Leveraging Graph to Improve Abstractive Multi-Document Summarization. In Proceedings of the 58th Annual Meeting of the Association for Computational Linguistics, 2020: 6232-6243.
- [20] Yan, Sijie, Yuanjun Xiong, and Dahua Lin. "Spatial Temporal Graph Convolutional Networks for Skeleton-Based Action Recognition." In Thirty-Second AAAI Conference on Artificial Intelligence, 2018.
- [21] Bing Yu, Haoteng Yin, and Zhanxing Zhu. Spatio-temporal graph convolutional networks: A deep learning framework for traffic forecasting. In IJCAI, pages 3634–3640, 2018.
- [22] Defferrard, Michaël, Xavier Bresson, and Pierre Vandergheynst. "Convolutional Neural Networks on Graphs with Fast Localized Spectral Filtering." Advances in Neural Information Processing Systems 29 (2016).
- [23] Yuke Fang, Weihong Deng, Junping Du, Jiani Hu. Identity-aware CycleGAN for face photo-sketch synthesis and recognition. Pattern Recognition, 102: 107249, 2020.
- [24] Weiming Hu, Jun Gao, Bing Li, Ou Wu, Junping Du, Stephen Maybank. Anomaly detection using local kernel density estimation and context-based regression. IEEE Transactions on Knowledge and Data Engineering, 32(2): 218-233, 2018.
- [25] Peng Lin, Yingmin Jia, Junping Du, Fashan Yu. Average consensus for networks of continuous-time agents with delayed information and jointly-connected topologies. 2009 American Control Conference, 2009: 3884-3889.
- [26] Ang Li, Junping Du, Feifei Kou, Zhe Xue, Xin Xu, Mingying Xu, Yang Jiang. Scientific and Technological Information Oriented Semantics-adversarial and Media-adversarial Cross-media Retrieval. arXiv preprint arXiv:2203.08615, 2022.
- [27] Chuan Shi, Xiaotian Han, Li Song, Xiao Wang, Senzhang Wang, Junping Du, and S. Yu Philip. Deep collaborative filtering with multi-aspect information in heterogeneous networks. IEEE transactions on knowledge and data engineering, 2019, 33(4): 1413-1425.
- [28] Thomas N. Kipf and Max Welling. Semi-supervised classification with graph convolutional networks. In International Conference on Learning Representations (ICLR), 2017.
- [29] Hamilton, Will, Zitao Ying, and Jure Leskovec. "Inductive Representation Learning on Large Graphs." Advances in Neural Information Processing Systems 30 (2017).
- [30] Velickovic, Petar, et al. "GRAPH ATTENTION NETWORKS." stat 1050 (2018): 4.
- [31] Lingbo Liu, Ruimao Zhang, Jiefeng Peng, Guanbin Li, Bowen Du, and Liang Lin. Attentive crowd flow machines. pages 1553–1561, 2018.
- [32] Shengnan Guo, Youfang Lin, Ning Feng, Chao Song, and Huaiyu Wan. Attention based spatialtemporal graph convolutional networks for traffic flow forecasting. In AAAI, volume 33, pages 922–929, 2019.
- [33] Zheng, Chuanpan, et al. "Gman: A graph multi-attention network for traffic prediction." Proceedings of the AAAI Conference on Artificial Intelligence. Vol. 34. No. 01. 2020.
- [34] Jiani Zhang, Xingjian Shi, Junyuan Xie, Hao Ma, Irwin King, and Dit-Yan Yeung. Gaan: Gated attention networks for learning on large and spatiotemporal graphs. arXiv preprint arXiv:1803.07294, 2018.
- [35] Bing Yu, Haoteng Yin, and Zhanxing Zhu. Spatio-temporal graph convolutional networks: A deep learning framework for traffic forecasting. In IJCAI, pages 3634–3640, 2018.
- [36] Guo, Shengnan, et al. "Deep Spatial–Temporal 3D Convolutional Neural Networks for Traffic Data Forecasting." IEEE Transactions on Intelligent Transportation Systems 20.10 (2019).
- [37] Zhang, Qi, et al. "Spatio-temporal graph structure learning for traffic forecasting." Proceedings of the AAAI Conference on Artificial Intelligence. Vol. 34. No. 01. 2020.
- [38] Geng, Xu, et al. "Spatiotemporal multi-graph convolution network for ride-hailing demand forecasting." Proceedings of the AAAI conference on artificial intelligence. Vol. 33. No. 01. 2019.
- [39] Yu, Fisher, and Vladlen Koltun. "Multi-Scale Context Aggregation by Dilated Convolutions." ArXiv Preprint arXiv:1511.07122, 2015.
- [40] Shi, Xiaoming, Heng Qi, Yanming Shen, Genze Wu, and Baocai Yin. "A Spatial–Temporal Attention Approach for Traffic Prediction." IEEE Transactions on Intelligent Transportation Systems 22, no. 8 (2020): 4909–18.