

Canonical Cortical Graph Neural Networks and its Application for Speech Enhancement in Future Audio-Visual Hearing Aids*

Leandro A. Passos¹, João Paulo Papa², and Ahsan Adeel^{1,3}

¹ CMI Lab, School of Engineering and Informatics, University of Wolverhampton, Wolverhampton, United Kingdom

² Department of Computing, São Paulo State University, Bauru, Brazil

³ deepCI.org 20/1 Parkside Terrace, Edinburgh, United Kingdom
ahsan.adeel@deepci.org

Abstract. Despite the recent success of machine learning algorithms, most of these models still face several drawbacks when considering more complex tasks requiring interaction between different sources, such as multimodal input data and logical time sequence. On the other hand, the biological brain is highly sharpened in this sense, empowered to automatically manage and integrate such a stream of information through millions of years of evolution. In this context, this paper finds inspiration from recent discoveries in cortical circuits on the brain to propose a more biologically plausible self-supervised machine learning approach that combines multimodal information using intra-layer modulations together with canonical correlation analysis (CCA), as well as a memory mechanism to keep track of temporal data, the so-called Canonical Cortical Graph Neural networks. The approach outperformed recent state-of-the-art results considering both better clean audio reconstruction and energy efficiency, described by a reduced and smoother neuron firing rate distribution, suggesting the model as a suitable approach for speech enhancement in future audio-visual hearing aid devices.

Keywords: Cortical Circuits · Canonical Correlation Analysis · Multimodal Learning · Graph Neural Network · Prior Frames Neighborhood · Positional Encoding.

1 Introduction

According to the World Health Organization (WHO), the number of people requiring hearing rehabilitation in the world is estimated to rise from 430 million nowadays up to 700 million until 2050, with nearly 2.5 billion people presenting at least some degree of hearing impairment [17]. Despite the impairment itself, deafness also impacts on social relationships [14,13] and environment perception [16], leading to other psychological and health conditions [12]. Over such

* The authors are grateful to Engineering and Physical Sciences Research Council (EPSRC) grant EP/T021063/1.

circumstances, employing high-end energy-efficient technological approaches to build cross-modal sensory devices, i.e., combining audio and visual inputs to enhance hearing-aid devices, seems like a plausible way to improve individuals' life quality.

In the last decades, machine learning-based techniques have shown themselves as a suitable approach to tackle issues related to virtually any field of science, industry, or even daily life, ranging from medicine [21] and satellite imagery processing [9,20]. Regarding multimodal approaches to audio-visual (AV) data fusion, many researchers employed machine learning techniques to combine noisy audio and clean images for clean signal reconstruction. The process is analogous to reading the lips and body movements of a speaker in a boisterous environment, e.g., a pub with loud music playing, to obtain some additional information and create a context to enhance the information quality of a speech suppressed by the loud sound. Ngiam et al. [15], for instance, proposed a multimodal method capable of improving a target modality feature representation. Further, Adeel et al. provided several improvements to the field, presenting a chaotic model for lip-reading integrating of Internet of Things (IoT) and 5G Cloud-Radio Access Network [2], further improved for AV information transmission for real-time speech reconstruction. The authors proposed a deep learning-based approach [3] that exploits AV cues to estimate clean audio, also considering distinct language speakers in similar work [10].

Recently, Passos et al. [18] proposed a multimodal self-supervised graph neural network (GNN) based approach that combines AV data through canonical correlation analysis using Canonical Correlation Analysis Graph Neural Networks (CCA-GNN) [26], also modeling the temporal information in the graph using the so-called prior-frame positional encoding. The method obtained outstanding results considering both the clean audio reconstruction task as well as energy efficiency, analyzed in terms of neuronal activation rate.

Despite the advantages presented in the latter, the model lacks some points in the context of a biologically plausible approach. In this context, canonical cortical circuits [6,11] provide some interesting insights regarding the brain procedure towards multimodal information processing. The model comprises pyramidal neurons responsible for receiving different modalities of information, which are modulated in an excitatory or inhibitory fashion on deeper layers. Moreover, the model underestimates the importance of memory in the learning process, which performs a fundamental role in the information inference acting as an intrinsic context for novelty comprehension.

Therefore, this paper proposes the Canonical Cortical Graph Neural Network, a novel architecture that introduces a more biologically plausible approach to modulate and filter multimodal information inside GNNs' layers in a self-supervised fashion. It also introduces a memory inside each layer, which is composed of a mechanism to 'forget' irrelevant facts and update itself considering every consecutive node, which is presented in a logical time-step sequence using prior-frame-based positional encoding [18]. Experiments conducted over the ChiME3 dataset show the Canonical Cortical Graph Neural Network obtaining

state-of-the-art results, outperforming CCA-GNN in the contexts of faster convergence, clean signal audio reconstruction, and firing neuron activation rates. Regarding the latter, the model not only obtains lower rates of activation, but also produces smothier firing-rate distributions.

Thus, the main contributions of this paper are presented as follows:

1. To propose the Canonical Cortical Graph Neural Network, a biologically plausible model for multimodal information feature extraction.
2. To introduce a novel paradigm for intra-layer information fusion and memory modeling.
3. To provide a self-supervised energy-efficient model for AV-based clean audio data reconstruction.
4. To foster the literature regarding speech enhancement and AV hearing aids.

The remainder of this paper is presented as follows. Section 2 provides a theoretical background regarding graph neural networks with canonical correlation analysis and the prior frame-based graph positional encoding, while Section 3 introduces the novel Canonical Cortical Graph Neural Network. Further, Sections 4 and 5 presents the methodology and the experimental results, respectively. Finally, Section 6 states the conclusions and future work.

2 Theoretical Background

This section provides a brief theoretical background regarding graph neural networks with canonical correlation analysis and the prior Frame-based graph positional encoding.

2.1 Graph Neural Networks with Canonical Correlation Analysis

Suppose a graph $G = (X, A)$ where $A \in \mathbb{R}^{N \times N}$ represents the adjacency matrix and $X \in \mathbb{R}^{N \times F}$ describes each node’s feature vectors. Additionally, F represents the feature space dimension, and N denotes the number of nodes. The CCA-GNN [26] comprises three main steps, i.e., a random graph generator T , a graph neural network encoder f_θ , where θ denotes the network’s learnable weights, and an objective function based on Canonical Correlation Analysis. The graph generator produces two augmented versions of the same graph, which are presented to the graph neural network encoder for further computing and maximizing the canonical correlation between their outputs.

The idea behind such an approach is discarding decorrelated components while preserving correlated ones. In a nutshell, the model tries to keep the more significant information present in both augmented versions and to avoid individual behaviors, such as anomalies and noise. Figure 1 depicts the Canonical Correlation Analysis Graph Neural Network.

The graph augmentation process comprises the same approach presented in [27,22], which conducts a random feature masking and edge dropping. In this

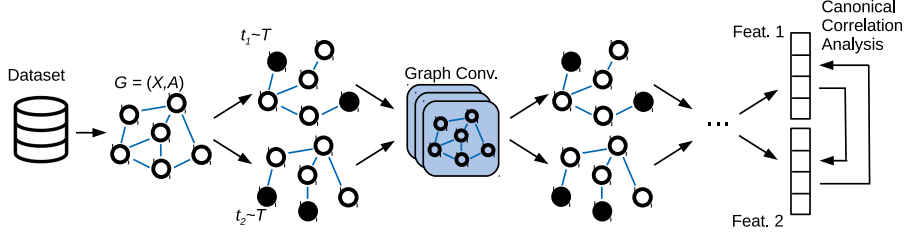


Fig. 1. Canonical Correlation Analysis Graph Neural Network. Each sample represents a node in a graph whose edges describe the relationship between pairs of samples. The random graph generator T produces two augmented versions of this graph, which are employed to feed the GNN model. The output of both versions is compared using the canonical correlation analysis, and the network parameters are adjusted to maximize this metric.

context, each $t \sim T$ comprises a distinct transformed version of G , sampled at each iteration.

The encoder is composed of a two-layered GNN but can be easily replaceable by any fancier model. The target function is designed to model the learning process as a canonical correlation maximization problem [7] using a self-supervised approach that considers two normalized views, \mathbf{Z}_A and \mathbf{Z}_B , produced over randomly augmented versions of the original graph. The objective is to maximize the correlation between these views, formalized as follows:

$$\mathcal{L}(\mathbf{Z}_A, \mathbf{Z}_B) = \|\mathbf{Z}_A - \mathbf{Z}_B\|_F^2 + \lambda (\|\mathbf{Z}_A^T \mathbf{Z}_A - \mathbf{I}\|_F^2 + \|\mathbf{Z}_B^T \mathbf{Z}_B - \mathbf{I}\|_F^2), \quad (1)$$

where λ is a non-negative trading-off hyperparameter, and \mathbf{I} is the identity matrix. The left term indicates the invariance term, which is responsible for minimizing the invariance between the two views. In contrast, the term on the right side describes the decorrelation term, which facilitates distinct features to capture different semantics through a regularization procedure.

The terms in Equation 1 can be decomposed using a variance-covariance perspective [23]. Suppose \mathbf{s} is augmented version of the graph sampled from an input \mathbf{x} , and \mathbf{z}_s is a view of \mathbf{s} obtained from a decoder output. The invariance term is minimized using expectation, described as follows:

$$\mathcal{L}_{inv} = \|\mathbf{Z}_A - \mathbf{Z}_B\|_F^2 = \sum_{i=1}^N \sum_{k=1}^D (z_{i,j}^A - z_{i,j}^B)^2 \cong \mathbb{E}_{\mathbf{x}} \left[\sum_{k=1}^D \mathbb{V}_{\mathbf{s}|\mathbf{x}}[\mathbf{z}_s, k] \right] * 2N, \quad (2)$$

where \mathbb{V} is the variance. Similarly, one can formalize the decorrelation term as follows:

$$\mathcal{L}_{dec} = \|\mathbf{Z}_S^T \mathbf{Z}_S - \mathbf{I}\|_F^2 = \|\mathbf{Cov}_{\mathbf{s}}[\mathbf{z}] - \mathbf{I}\|_F^2 \cong \sum_{i \neq j} (\rho_{i,j}^{\mathbf{z}_s})^2, \forall \mathbf{Z}_S \in \{\mathbf{Z}_A, \mathbf{Z}_B\}, \quad (3)$$

where ρ denotes the Pearson correlation coefficient, and Cov stands for the covariance matrix.

2.2 Prior Frame-based Graph Positional Encoding

An interesting time-sequence based approach for graph positional encoding was recently proposed by Passos et al. [18]. The method computes the node neighborhood by connecting them to their k prior frame nodes in time sequence and attributing connection weights to the edges according to their distances in this time-based space. Figure 2 depicts the schema.

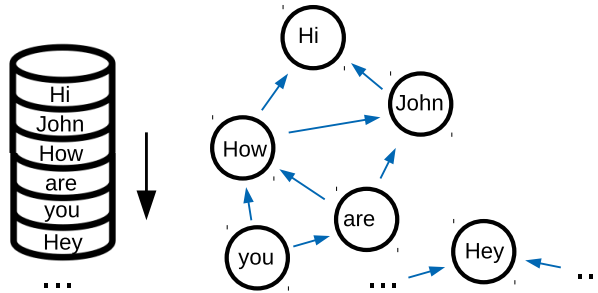


Fig. 2. Prior frame-based node neighborhood modeling considering 2 prior frames.

The calculation of the edge weight w_{ij} that connects a node i to a node j is performed as follows:

$$w_{ij} = k + 1 - d_{ij}, \tag{4}$$

where d_{ij} denotes the distance from node i to node j in frame-step space. Those values are stored in a distance matrix used to compute the positional encoding of the nodes.

3 Proposed

This paper presents a novel self-supervised approach for training multi-modal graph neural networks in a more biologically plausible way. In this context, the architecture combines several concepts inspired on cortical circuits observed in the brain [11,6] to model memory and multimodal information fusion with canonical correlation analysis [7], to maximize the correlation of the information extracted from different inputs. Figure 3 presents a general overview of the proposed model.

Figure 3 suggests the more interesting procedures of the model are implemented at layer level. Therefore, Figure 4 illustrates this in-layer process, also depicting the behavior of each operation.

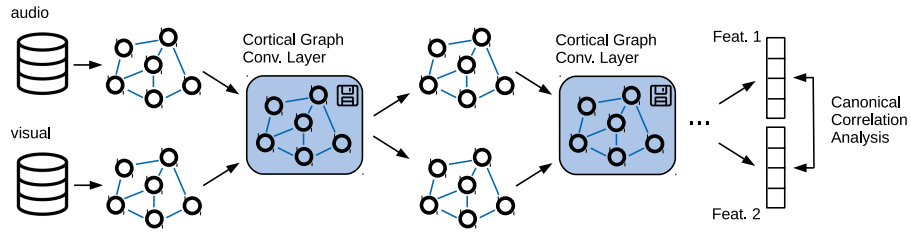


Fig. 3. Canonical Cortical Graph Neural Network.

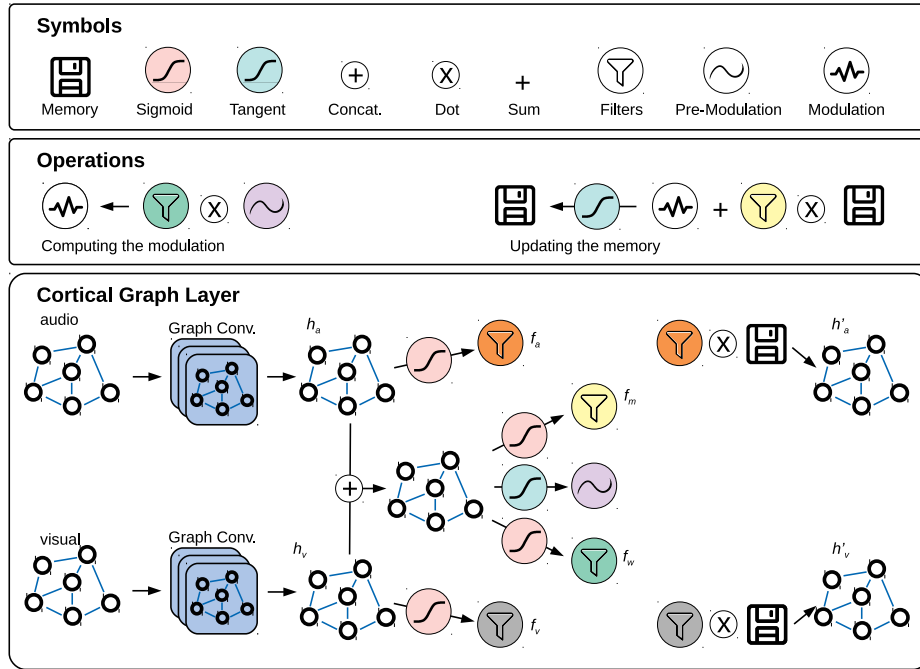


Fig. 4. Cortical Layer.

A formal description of the procedures depicted in Figure 4 and performed inside each cortical layer is provided below. Firstly, one should compute the audio f_a , visual f_v , memory f_m , and modulation f_w filters as follow:

$$f_a = \sigma(\mathbf{W}_a h_a + b_a), \quad (5)$$

$$f_v = \sigma(\mathbf{W}_v h_v + b_v), \quad (6)$$

$$f_m = \sigma(\mathbf{W}_m [h_a, h_v] + b_m), \quad (7)$$

and

$$f_w = \sigma(\mathbf{W}_w[h_a, h_v] + b_w), \quad (8)$$

where σ stands for the Sigmoid function, \mathbf{W}_a , \mathbf{W}_v , \mathbf{W}_m , and \mathbf{W}_w , are the weight matrices and b_a , b_v , b_m , and b_w are the biases for the audio, visual, memory, and modulation filters, respectively, while $[h_1, h_2]$ denotes the concatenation of h_1 and h_2 . Further, the pre-modulation ρ is computed as follows:

$$\rho = \tanh(\mathbf{W}_\rho[h_a, h_v] + b_\rho), \quad (9)$$

where \mathbf{W}_ρ and b_ρ are the pre-modulation weight matrix and bias, respectively. Finally, the modulation ω is computed as follows:

$$\omega = f_w \otimes \rho. \quad (10)$$

The memory μ is the more tricky updating since it considers both “forgetting” irrelevant memories using the memory filter f_m and introducing new experiences presented in the modulation ω . Moreover, the operation is performed individually for each node $n \in \{0, \dots, N\}$ since they are connected in a logical temporal sequence established by the prior frame positional encoding [18], described as follows:

$$\mu^n = \omega^n + (f_m^n \otimes \mu^{n-1}), \quad (11)$$

followed by a memory modulation:

$$\mu = \tanh(\mathbf{W}_\mu \mu + b_\mu), \quad (12)$$

where \mathbf{W}_μ and b_μ are the memory weight matrix and bias, respectively. Finally, the layer output, i.e., the new node representation of the audio and visual graphs h'_a and h'_v , respectively, are computed as follows:

$$h'_a = \mu \otimes f_a \quad (13)$$

and

$$h'_v = \mu \otimes f_v. \quad (14)$$

Finally, h'_a and h'_v become the the node representations of the subsequent layer audio and visual graphs, respectively, in case of an intermediate layer. Regarding the output layer, the model performs the canonical correlation analysis between h'_a and h'_v using Equation 1 and backpropagates this value to optimize the network parameters.

4 Methodology

The dataset and experimental setup employed in this work are described in Sections 4.1 and 4.2, respectively.

4.1 AV ChiME3 Dataset

The dataset used in this paper aims to combine environmental information, i.e., audio and visuals, to train an efficient model for enhancing and amplifying clean audio signals considering multimodal data. The dataset comprises triples composed of image, clean audio, and noisy audio signals, from which the image and noisy audio denote the model’s input while the clean signal stands for the desired output, i.e., the instance target in the context of supervised learning. The videos are extracted from Grid [8] dataset, in which different classes of noises (public transport, pedestrian area, street junction, cafe) with signal to noise ratios (SNR) ranging from -12 to 12dB extracted from ChiME3 [5] are introduced, composing the AV ChiME3 [4] dataset. Further, the samples are preprocessed to improve the sentence alignment and incorporate multiple visual frames to include temporal data. In total, the dataset contains 989 sequences from 5 different speakers, described as one black male, two white males, and two white females. Each sequence comprises 48 frames, summing up to a total of 47,472 synchronized triples of samples.

Audio feature extraction Log-FB vectors were employed to extract both clean and noisy audio features. The technique samples the audio signal at 22,050kHz for further segmenting it into M 16ms frames with 800 samples per frame and 62.5% increment rate. Furthermore, it uses a hamming window and Fourier transformations to produce a 2048-bin power spectrum. Moreover, it employs a logarithmic compression to obtain the 22-dimensional log-FB signals.

Visual feature extraction The samples extracted to generate the visual set of features were obtained using an encoder-decoder architecture over the Grid Corpus dataset. Lip-regions were detected using Viola-Jones [24] algorithm, for further tracking the frame sequence using the method proposed in [19]. Additionally, a manual effort was employed to randomly inspect the sentences, ensuring good lip tracking [1]. The encoder-decoder approach is then used to create vectors of pixel intensities, in which the 50 first components are vectorized in a zigzag order and then interpolated to match the equivalent audio sequence.

4.2 Experimental Setup

The experiments conducted in this paper compare the proposed Canonical Cortical Graph Neural Networks against the recent state-of-the-art model CCA-GNN for the task of multimodal clean audio reconstruction based on noisy audio and visual features, extracted using logFB and an encoder-decoder approach, respectively, as described in Section 4.1. Both models comprise a similar architecture composed of two hidden layers, the first comprising 512 and the second 256 neurons. The parameters were selected empirically. The learning is conducted to maximize the canonical correlation analysis for coherent features extraction during 200 epochs using the Adam optimizer with a learning rate of 10^{-3} and

a trading-off parameter of $\lambda = 0.0001$ in Equation 1. At the same time, the hyperparameters of the CCA-GNN follow the configuration employed in ???. Finally, the graphs are generated considering eight distinct prior-frame scenarios, i.e., $k \in [3, 5, 7, 10, 15, 20, 25, 30]$. Notice that the plots provided in experimental results comprise only $k \in [3, 10, 30]$ to illustrate the difference between a low, medium, and a high number of neighbors/prior frames.

After maximizing the canonical correlation analysis between the two channels, the features extracted by the networks are employed to feed a dense layer responsible for reconstructing the clean signal by minimizing the mean squared error as the cost function. The model is optimized during 2,000 epochs using the Adam optimizer with a learning rate of 0.005 and a weight decay of 0.0004.

The dataset was divided into 20 folds to provide an in-depth statistical analysis. Each fold comprises 50 sequences of 48 frames each, summing up to 2,400 samples per fold. As stated in Section 4.1, the dataset is formed by three subsets: (i) clean audio, (ii) noisy audio, and (iii) clean visual. Both the noisy audio and the clean visual are used to feed the multimodal GNNs, while the clean audio is considered the reconstruction target. Finally, each fold is split into train, validation, and test sets, following the proportions of 60%, 20%, and 20%, respectively. The Wilcoxon signed-rank test [25] with 5% of significance was considered for statistical evaluation.

5 Experiments

This section exploits the superiority of the proposed Canonical Cortical Graph Neural Networks over the state-of-the-art CCA-GNN. The experimental results consider the contexts of feature extraction analysis, clean audio signal reconstruction, as well as neuronal activation and energy efficiency.

5.1 Feature Extraction Analysis

This section explores the task of self-supervised feature extraction in terms of canonical correlation analysis. The idea consists of extracting correlated features considering both the audio and visual channels, contributing to better features for clean audio reconstruction. In this context, the Canonical Cortical Graph Neural Networks, presented in Figure 5 as Cortical, showed a performance 75% higher than the CCA-GNN, on average, considering a small, medium, and high neighborhood, i.e., $k \in [3, 10, 30]$.

5.2 Clean Signal Reconstruction

Figure 7 provides some insights regarding the convergence of the model regarding the Mean Squared Error over the testing set reconstruction. In this context, one can observe that (i) the proposed model (Cortical) converges a bit faster than CCA-GNN (the blue line when $k = 3$) and remain the best result until completing the 2,000 epochs; (ii) the convergence is faster for small values of k ,

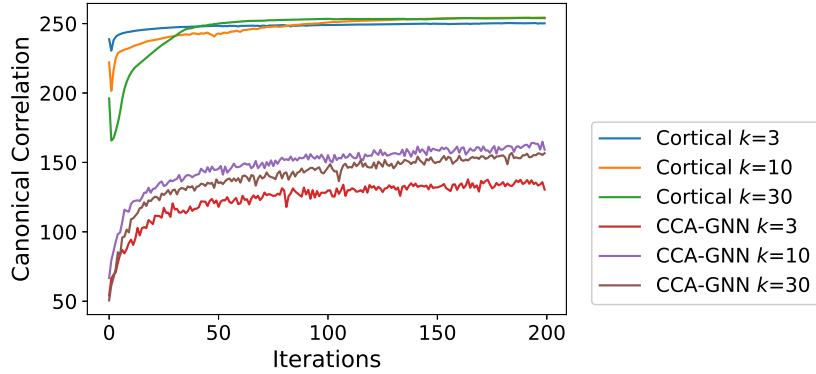
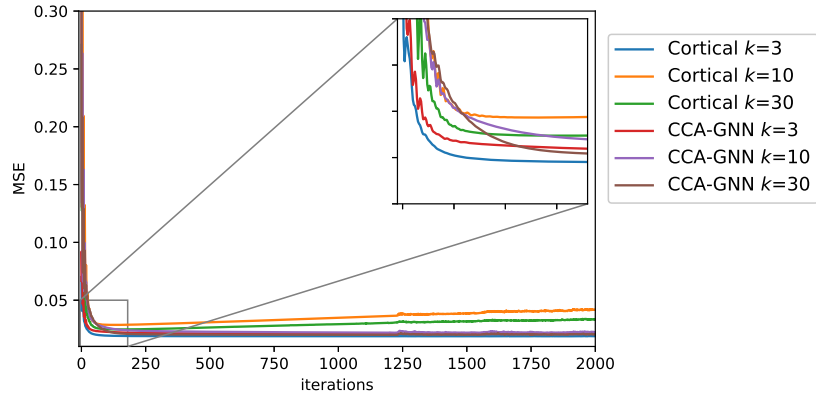


Fig. 5. Canonical correlation analysis maximization.

i.e., $k = 3$, for both Cortical and CCA-GNN; (iii) the proposed model presents an overfitting behavior for larger values of k , described by the orange ($k = 10$) and green ($k = 30$) lines.



30

Fig. 6. Clean audio reconstruction error convergence considering the proposed model (Cortical) and CCA-GNN architectures based on the noisy audio and clean visuals.

Further, Table 1 provide the final MSE values over the testing set considering eight distinct k scenarios, i.e., $k \in [3, 5, 7, 10, 15, 20, 25, 30]$. Notice bold values stand for the best values considering the Wilcoxon signed-rank test [?, Wilcoxon:45] with a significance of 5%. Such results show that the proposed model presents a better behavior when exposed to a reduced number of neighbors, i.e., the historical information is reduced, obtaining the lowest MSE overall over this

scenario. This result can be explained by the memory implemented in the architecture, i.e., since the memory tries to model the predictions based on past frames, a longer temporal sequence makes this information ambiguous, leading the model to an extra exposure to past instances, thus overfitting. The idea is reinforced by the CCA-GNN approach, where an opposite behavior is observed in most cases, i.e., since CCA-GNN does not implement a memory, higher numbers of neighbors usually lead to lower prediction errors.

Table 1. Average Mean Squared Error and standard deviation over Canonical Cortical GNN and CCA-GNN considering clean audio reconstruction given noisy audio and visual inputs over two block layers network architecture.

Neighbors	CCA GNN	Cortical
3	0.0204 ± 0.0048	0.0188 ± 0.0041
5	0.0208 ± 0.0049	0.0200 ± 0.0057
7	0.0214 ± 0.0052	0.0243 ± 0.0067
10	0.0216 ± 0.0052	0.0282 ± 0.0059
15	0.0216 ± 0.0048	0.0278 ± 0.0049
20	0.0205 ± 0.0045	0.0266 ± 0.0048
25	0.0200 ± 0.0045	0.0262 ± 0.0056
30	0.0199 ± 0.0045	0.0246 ± 0.0058

Finally, Figure 7 depicts some examples of clean audio reconstruction for both models. Notice that the Canonical Cortical Graph Neural Networks with a reduced number of past frames, i.e., $k = 3$, obtained almost perfect reconstructions of the clean signal in both cases, which reinforces the idea that the memory implementation replaces the necessity of longer temporal information, described by a higher number of neighbors. Figure 7(b) shows that CCA-GNN is also capable of producing good representations when then the number of past frames is big enough, i.e., $k = 30$, even though the reconstruction is not as good as the proposed method.

5.3 Neuronal Activation Analysis

Figure 8 depict the neuron activation rate considering the intermediate block layers concerning the audio and visual channels. Notice that both audio and video channels obtained pretty similar values concerning the Cortical model, suggesting that the two tracks contribute almost equally to the results.

A numerical representation is presented in Table 2, which comprises a more complete set of neighbors (past frames), i.e., $k = [3, 5, 7, 10, 15, 20, 25]$. The results reinforce the idea that the proposed model relies almost equally upon both noisy audio and visual modalities for the final output since their areas under the curve are practically the same for all cases, except for $k = 10$, with an

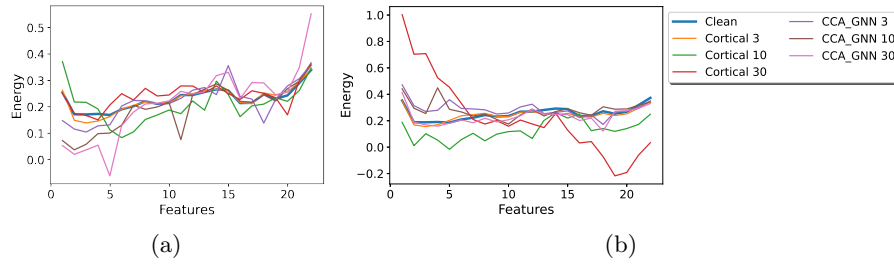


Fig. 7. Two examples of clean audio signal reconstruction considering the proposed approach (Cortical) and the baseline, i.e., CCA-GNN.

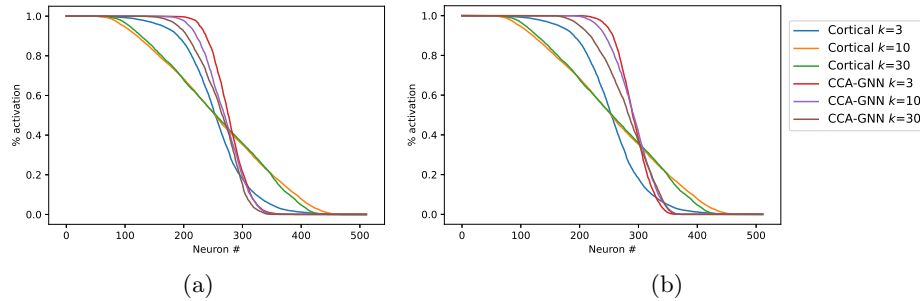


Fig. 8. Neuron activation rate considers the multimodal architecture’s hidden block over (a) noisy audio and (b) visual channels.

irrelevant difference, i.e., 256 and 255 for noisy audio and visual, respectively. The results also show that the proposed model outperforms the baseline in the context of neuronal activation and, consequently, energy consumption in every possible scenario, showing itself as a suitable approach for speech enhancement in future audio-visual hearing aid devices considering both accuracy and energy performance.

6 Conclusion

This paper proposed a novel self-supervised method for multimodal correlated feature extraction through canonical correlation analysis maximization. The proposed model comprises a block-based neural network, in which each block is composed of two Graph Neural Networks layers, i.e., one for noisy audio and the other for the visual features, a memory, and a set of operations to filter, insert, delete, and modulate the input signals. Such operations are inspired in recent discoveries related to cortical cells and their interactions.

Experiments conducted over the AV ChiME3 dataset, designed for the task of multimodal clean audio reconstruction considering noisy audio and clean visual instances, compared the proposed approach against the CCA-GNN, a similar state-of-the-art method proposed recently for the task. Results show that the

Table 2. Area under the curve considering the multimodal architecture’s hidden block.

Neighbors	Audio		Visual	
	Cortical	CCA-GNN	Cortical	CCA-GNN
3	255	276	255	291
5	253	265	253	288
7	256	266	256	288
10	256	268	255	290
15	255	268	255	288
20	258	267	258	285
25	251	267	251	288
30	255	260	255	280

proposed Canonical Cortical GNN provides more coherent and better-quality features, reaching higher values of canonical correlation analysis. The proposed approach also obtained more accurate reconstructions, generating cleaner reconstructions. Moreover, the model delivers higher efficiency in terms of energy, evaluated by neurons’ firing rate. Finally, it also showed itself to be less dependent on a more extended prior-frame sequence, i.e., high values of k , since the memory can store and track temporal information.

Regarding future work, we aim to extend a similar cortical-based architecture to convolutional neural networks and applications to two-dimensional data. We also aim to implement the model on chips for training and inference for possible future implementation in hearing-aid devices for AV speech enhancement.

References

1. Abel, A., Marxer, R., Barker, J., Watt, R., Whitmer, B., Derleth, P., Hussain, A.: A data driven approach to audiovisual speech mapping. In: International Conference on Brain Inspired Cognitive Systems. pp. 331–342. Springer (2016)
2. Adeel, A., Ahmad, J., Hussain, A.: Real-time lightweight chaotic encryption for 5g iot enabled lip-reading driven secure hearing-aid. arXiv preprint arXiv:1809.04966 (2018)
3. Adeel, A., Gogate, M., Hussain, A.: Contextual deep learning-based audio-visual switching for speech enhancement in real-world environments. *Information Fusion* **59**, 163–170 (2020)
4. Adeel, A., Gogate, M., Hussain, A., Whitmer, W.M.: Lip-reading driven deep learning approach for speech enhancement. *IEEE Transactions on Emerging Topics in Computational Intelligence* (2019)
5. Barker, J., Marxer, R., Vincent, E., Watanabe, S.: The third ‘chime’ speech separation and recognition challenge: Dataset, task and baselines. In: 2015 IEEE Workshop on Automatic Speech Recognition and Understanding (ASRU). pp. 504–511. IEEE (2015)
6. Capone, F., Paolucci, M., Assenza, F., Brunelli, N., Ricci, L., Florio, L., Di Lazzaro, V.: Canonical cortical circuits: current evidence and theoretical implications. *Neuroscience and Neuroeconomics* **5**, 1–8 (2016)

7. Chang, X., Xiang, T., Hospedales, T.M.: Scalable and effective deep cca via soft decorrelation. In: Proceedings of the IEEE Conference on Computer Vision and Pattern Recognition. pp. 1488–1497 (2018)
8. Cooke, M., Barker, J., Cunningham, S., Shao, X.: An audio-visual corpus for speech perception and automatic speech recognition. *The Journal of the Acoustical Society of America* **120**(5), 2421–2424 (2006)
9. da Costa, K.A., Papa, J.P., Passos, L.A., Colombo, D., Del Ser, J., Muhammad, K., de Albuquerque, V.H.C.: A critical literature survey and prospects on tampering and anomaly detection in image data. *Applied Soft Computing* p. 106727 (2020)
10. Gogate, M., Dashtipour, K., Adeel, A., Hussain, A.: Cochleanet: A robust language-independent audio-visual model for real-time speech enhancement. *Information Fusion* **63**, 273–285 (2020)
11. Grossberg, S.: A canonical laminar neocortical circuit whose bottom-up, horizontal, and top-down pathways control attention, learning, and prediction. *Frontiers in Systems Neuroscience* **15** (2021)
12. Helvik, A.S., Jacobsen, G., Hallberg, L.R.: Psychological well-being of adults with acquired hearing impairment. *Disability and Rehabilitation* **28**(9), 535–545 (2006)
13. Huang, A.R., Deal, J.A., Rebok, G.W., Pinto, J.M., Waite, L., Lin, F.R.: Hearing impairment and loneliness in older adults in the united states. *Journal of Applied Gerontology* **40**(10), 1366–1371 (2021)
14. Kramer, S.E., Kapteyn, T.S., Festen, J.M., Tobi, H.: Factors in subjective hearing disability. *Audiology* **34**(6), 311–320 (1995)
15. Ngiam, J., Khosla, A., Kim, M., Nam, J., Lee, H., Ng, A.Y.: Multimodal deep learning. In: ICML (2011)
16. Noble, W.: *Self-assessment of hearing and related function*. Wiley-Blackwell (1998)
17. Organization, W.H., et al.: *Hearing screening: considerations for implementation* (2021)
18. Passos, L.A., Papa, J.P., Hussain, A., Adeel, A.: A multimodal canonical-correlated graph neural network for energy-efficient speech enhancement. arXiv preprint arXiv:2202.04528 (2022)
19. Ross, D.A., Lim, J., Lin, R.S., Yang, M.H.: Incremental learning for robust visual tracking. *International journal of computer vision* **77**(1), 125–141 (2008)
20. Santos, D.F., Pires, R.G., Passos, L.A., Papa, J.P.: Ddipnet and ddipnet+: Discriminant deep image prior networks for remote sensing image classification. In: 2021 IEEE International Geoscience and Remote Sensing Symposium IGARSS. pp. 2843–2846. IEEE (2021)
21. de Souza, R.W., Silva, D.S., Passos, L.A., Roder, M., Santana, M.C., Pinheiro, P.R., de Albuquerque, V.H.C.: Computer-assisted parkinson’s disease diagnosis using fuzzy optimum-path forest and restricted boltzmann machines. *Computers in Biology and Medicine* **131**, 104260 (2021)
22. Thakoor, S., Tallec, C., Azar, M.G., Munos, R., Veličković, P., Valko, M.: Bootstrapped representation learning on graphs. arXiv preprint arXiv:2102.06514 (2021)
23. Tian, Y., Chen, X., Ganguli, S.: Understanding self-supervised learning dynamics without contrastive pairs. arXiv preprint arXiv:2102.06810 (2021)
24. Viola, P., Jones, M.: Rapid object detection using a boosted cascade of simple features. In: Proceedings of the 2001 IEEE computer society conference on computer vision and pattern recognition. CVPR 2001. vol. 1, pp. I–I. Ieee (2001)
25. Wilcoxon, F.: Individual comparisons by ranking methods. *Biometrics Bulletin* **1**(6), 80–83 (1945). <https://doi.org/https://doi.org/10.2307/3001968>

26. Zhang, H., Wu, Q., Yan, J., Wipf, D., Philip, S.Y.: From canonical correlation analysis to self-supervised graph neural networks. In: Thirty-Fifth Conference on Neural Information Processing Systems (2021)
27. Zhu, Y., Xu, Y., Yu, F., Liu, Q., Wu, S., Wang, L.: Deep graph contrastive representation learning. arXiv preprint arXiv:2006.04131 (2020)