
Mean Estimation in High-Dimensional Binary Markov Gaussian Mixture Models

Yihan Zhang

Institute of Science and Technology, Austria
zephyr.z798@gmail.com

Nir Weinberger

Technion - Israel Institute of Technology
nirwein@technion.ac.il

Abstract

We consider a high-dimensional mean estimation problem over a binary hidden Markov model, which illuminates the interplay between memory in data, sample size, dimension, and signal strength in statistical inference. In this model, an estimator observes n samples of a d -dimensional parameter vector $\theta_* \in \mathbb{R}^d$, multiplied by a random sign S_i ($1 \leq i \leq n$), and corrupted by isotropic standard Gaussian noise. The sequence of signs $\{S_i\}_{i \in [n]} \in \{-1, 1\}^n$ is drawn from a stationary homogeneous Markov chain with flip probability $\delta \in [0, 1/2]$. As δ varies, this model smoothly interpolates two well-studied models: the Gaussian Location Model for which $\delta = 0$ and the Gaussian Mixture Model for which $\delta = 1/2$. Assuming that the estimator knows δ , we establish a nearly minimax optimal (up to logarithmic factors) estimation error rate, as a function of $\|\theta_*\|$, δ , d , n . We then provide an upper bound to the case of estimating δ , assuming a (possibly inaccurate) knowledge of θ_* . The bound is proved to be tight when θ_* is an accurately known constant. These results are then combined to an algorithm which estimates θ_* with δ unknown a priori, and theoretical guarantees on its error are stated.

1 Introduction

To what extent does memory between samples from a high dimensional model affect the possible estimation error? In general, this estimation error depends in an intricate way on the interplay between the number of samples, the dimension of the vector parameters to be estimated, the noise level (signal-to-noise ratio), and the amount of memory between the samples. In this paper, we study this question in the context of an elementary hidden Markov high-dimensional Gaussian model, with the goal of establishing a tight characterization of the estimation error in terms of this trade-off. We next turn to formally define this model and the estimation problem, describe known results, and then present our contributions.

1.1 Problem formulation

Let $S_0^n := (S_0, S_1, \dots, S_n)$ be the following homogeneous binary symmetric Markov chain, $S_i \in \{-1, 1\}$, $\mathbb{P}[S_0 = 1] = 1/2$ and

$$S_i = \begin{cases} S_{i-1}, & \text{w.p. } 1 - \delta \\ -S_{i-1}, & \text{w.p. } \delta \end{cases} \quad (1)$$

for $i \in [n] := \{1, \dots, n\}$, and where $\delta \in [0, 1]$ is the flip probability of the binary Markov chain. We also denote $\rho := 1 - 2\delta \in [-1, 1]$ which is the correlation between adjacent samples $\rho = \mathbb{E}[S_i S_{i+1}]$. At each time point $i \in [n]$, a sample of a d -dimensional Gaussian mixture model is observed

$$X_i = S_i \theta_* + Z_i, \quad (2)$$

where $Z_i \sim N(0, I_d)$ is an i.i.d. sequence, independent of S_0^n , and where $\theta_* \in \mathbb{R}^d$, $d \geq 1$. At its two extremes, this model degenerates to one of two fundamental models. When $\delta = 0$, the memory length is infinite, and the sign $S_0 = S_1 \cdots = \cdots = S_n$ is fixed. Thus, up to this sign ambiguity, the model (2) is the standard *Gaussian location model* (GLM), which is essentially a memoryless model (and exactly so if S_0 is known). When $\delta = \frac{1}{2}$, the signs S_0^n are i.i.d. and have no memory at all. The model (2) is then a *Gaussian mixture model* (GMM) with two symmetric components, which is also a memoryless model. In all other cases, $0 < \delta < \frac{1}{2}$ (or $\frac{1}{2} < \delta < 1$), the model is a simple version of a *hidden Markov model* (HMM).

The inference problem we consider in this paper is the estimation of $\theta_* \in \mathbb{R}^d$, under the loss function

$$\text{loss}(\hat{\theta}, \theta_*) := \min\{\|\hat{\theta} - \theta_*\|, \|\hat{\theta} + \theta_*\|\}, \quad (3)$$

that is, the Euclidean distance error under a possible sign ambiguity.¹ An intermediate goal (or an additional problem) is to estimate δ , under the regular absolute error loss function $|\hat{\delta} - \delta|$.

The fundamental limits of this estimation problem will be gauged by the *local* minimax rate, which is the maximal decrease rate of the loss possible for any estimator, given n samples, at dimension $d \geq 2$, for signal strength $\|\theta_*\| = t$, and under flip probability δ . Specifically, for $d \geq 2$ it is defined as

$$M(n, d, \delta, t) := \inf_{\hat{\theta}(X_1^n)} \sup_{\|\theta_*\|=t} \mathbb{E} \left[\text{loss}(\theta_*, \hat{\theta}(X_1^n)) \right]. \quad (4)$$

For general $d \geq 1$, the *global* minimax rate is defined with the condition $\|\theta_*\| = t$ replaced by $\|\theta_*\| \leq t$ (this condition trivializes the estimator for $d = 1$).

1.2 Known results for GLM and GMM

For the high dimensional Gaussian models we consider in this paper, there are two possible phase transitions – one as t increases, and the other one as d increases. Typically, the regime of main theoretical interest is the low-separation regime ($t \lesssim 1$), in which separating with high accuracy between the components is impossible (in general), yet parameter estimation with vanishing loss is still possible.

At the first extreme, the local minimax rate for the GLM ($\delta = 0$) is the usual parametric error rate

$$M_{\text{GLM}}(n, d, t) := M(n, d, 0, t) \asymp \begin{cases} t, & t \leq \sqrt{\frac{d}{n}} \\ \sqrt{\frac{d}{n}}, & t \geq \sqrt{\frac{d}{n}} \end{cases}, \quad (5)$$

This is achieved by the trivial estimator $\hat{\theta} = 0$ if $t \leq \sqrt{\frac{d}{n}}$ and the simple empirical average estimator $\hat{\theta} = \frac{1}{n} \sum_{i=1}^n X_i$ if $t \geq \sqrt{\frac{d}{n}}$. The rate $\Theta(\sqrt{\frac{d}{n}})$ is then the *global* minimax rate, i.e., the largest error over $t = \|\theta_*\| > 0$. This model does not have a phase transition with dimension. At the other extreme, the GMM model ($\delta = \frac{1}{2}$) undergoes a phase transition at the dimension $d = n$. At low dimension, $d \leq n$, the minimax rate was neatly shown in [Wu and Zhou, 2019, Appendix B] to be

$$M_{\text{GMM}}(n, d, t) \equiv M\left(n, d, \frac{1}{2}, t\right) \asymp \begin{cases} t, & t \leq \left(\frac{d}{n}\right)^{1/4} \\ \frac{1}{t} \sqrt{\frac{d}{n}}, & \left(\frac{d}{n}\right)^{1/4} \leq t \leq 1 \\ \sqrt{\frac{d}{n}}, & t > 1 \end{cases}, \quad (6)$$

whereas at high dimension $d \geq n$, it is as for the Gaussian location model in (5), i.e., $M_{\text{GMM}}(n, d, t) = M_{\text{GLM}}(n, d, t)$. However, we note that at this high dimensional regime, the loss is also lower bounded by a constant even if the signal strength t is unbounded. The loss in (6) is achieved by the trivial estimator $\hat{\theta} = 0$ if $t \leq \left(\frac{d}{n}\right)^{1/4}$ and by an estimator given by a properly scaled and shifted principal component of the empirical covariance matrix of $X_1^n := (X_1, X_2, \dots, X_n)$, if $t \geq \left(\frac{d}{n}\right)^{1/4}$. For the GMM at low dimension, $d \leq n$, the global minimax rate is $\left(\frac{d}{n}\right)^{1/4}$, which is worse than the minimax rate of the Gaussian location model $\sqrt{\frac{d}{n}}$.

¹Similar bounds can be derived for the squared loss by trivial extensions.

Therefore, the GMM has worse estimation performance compared to the GLM from three aspects: First, at low dimension, $d \leq n$, it has a larger global minimax rate $(\frac{d}{n})^{1/4}$ compared to the parametric error rate of the GLM, $\sqrt{\frac{d}{n}}$; Second, at low dimension, $d \leq n$, parametric error rate is achieved only for constant separation $t \geq 1$; Third, the transition to the high dimension regime occurs at $d = n$.

As is intuitively appealing from a “data-processing” reasoning, a Markov model with flip probability δ' should allow for lower estimation error of θ_* compared to a Markov model with $\delta > \delta'$. Indeed, and as a specific simple example, any Markov model with $\delta < \frac{1}{2}$ can be easily transformed to a GMM model by randomizing the signs of each of the samples by an independent Rademacher variable. Thus we may easily deduce, for instance, that since at high dimension ($d \geq n$) the GLM and the GMM have the same minimax rates, the minimax rates for $d \geq n$ are in fact as in (5) for any $\delta \in [0, 1]$. We thus exclusively focus in the rest of the paper on the regime $d \leq n$. As we will show, that is a general phenomenon, and the reduction in estimation error when δ is reduced is less profound as the dimension increases.

1.3 Contributions

We first consider the case in which δ is known to the estimator of θ_* . For this case, we show (Theorem 1) that an estimator of θ_* based on a computation of the principal component of a properly chosen empirical covariance matrix smoothly interpolates the rates of the GLM in (5) and the GMM in (6). At low dimension, $d \leq \delta n$, it achieves local minimax rate of

$$M(n, d, \delta, t) \lesssim \begin{cases} t, & t \leq (\frac{\delta d}{n})^{1/4} \\ \frac{1}{t} \sqrt{\frac{\delta d}{n}}, & (\frac{\delta d}{n})^{1/4} \leq t \leq \sqrt{\delta} \\ \sqrt{\frac{d}{n}}, & t \geq \sqrt{\delta} \end{cases}, \quad (7)$$

at high dimension $d \geq \delta n$, it is as for the Gaussian location model in (5). The rate of this estimator is then further shown to be asymptotically optimal (up to a logarithmic factor) via a minimax lower bound (Theorem 2). Evidently, its performance smoothly interpolates between the performance of the GLM and the GMM, and the loss is improved with the decrease of δ from all three aspects previously mentioned. First, at low dimension, $d \leq \delta n$, the global minimax rate is $(\frac{\delta d}{n})^{1/4}$. Thus whenever δ is as low as $\delta = \frac{d}{n}$ it becomes the parametric error rate $\Theta(\sqrt{\frac{d}{n}})$ of the GLM; whenever $\delta = \Theta(1)$ it is the same as $\Theta((\frac{d}{n})^{1/4})$ for the GMM; and it smoothly interpolates between these rates for $\frac{d}{n} \leq \delta \leq 1$. Second, at low dimension, $d \leq \delta n$, parametric error rate is achieved for signal strength as low as $t = \Theta(\sqrt{\delta})$ (which again, matches the extremes $t = \Theta(\sqrt{\frac{d}{n}})$ of GLM and $t = \Theta(1)$ of GMM). Third, the transition to the high dimension occurs at $d = \delta n$, which is again lower than the transition point of the GMM given by $d = n$. This lower transition point allows to achieve the error rate of the GLM for any signal strength, even in a regime in which the loss vanishes with $n \rightarrow \infty$ (unlike for GMM, $\delta = \frac{1}{2}$); specifically, this occurs whenever $\delta n \leq d \leq n$. Beyond the formal proof, Appendix A provides a heuristic justification for why the minimax error is naturally expected to scale as in (7).

Second, as a step towards the removal of the assumption that δ is known to the estimator, we consider the complementary problem of estimating δ whenever an estimate θ_{\sharp} of θ_* is available (which can be either exact $\theta_{\sharp} = \theta_*$, or inaccurate $\theta_{\sharp} \neq \theta_*$). We propose a simple estimator for δ , and analyze its error in case of a mismatch (Theorem 3). We then specify this result to the matched case $\theta_{\sharp} = \theta_*$ and show that in the non-trivial regime ($\|\theta_*\| \lesssim 1$) its error rate is $\tilde{O}(\frac{1}{\|\theta_*\|^2} \sqrt{\frac{1}{n}})$. We then proceed to show an impossibility lower bound of $\Omega(\sqrt{\frac{1}{n}})$ (Proposition 5) for this error rate. We discuss the challenges in settling the optimal estimation error rate of δ as a function of $\|\theta_*\|$.

Third, we consider the case in which the estimator of θ_* has no prior knowledge of δ . We propose a three step algorithm for this case (Algorithm 1). First, a (possibly) gross estimate $\hat{\theta}_*^{(A)}$ of θ_* is computed based on third of the samples, assuming the worst case of $\delta = \frac{1}{2}$. Then, an estimate $\hat{\delta}^{(B)}$ of δ is computed using another third of the samples, assuming the estimate $\hat{\theta}_*^{(A)}$. Finally, a refined estimate $\hat{\theta}_*^{(C)}$ of θ_* is obtained by (essentially) assuming that δ is $\hat{\delta}^{(B)}$. At each of the steps above, the algorithm may stop and decide to return its current estimate when it determines that no

further improvement is possible by moving on to the next steps. We analyze the estimation loss of this algorithm (Theorem 6), and show that this algorithm is capable of partially achieving the gains associated with the case of known δ .

1.4 Related work

Both the GLM [Johnstone, 2002, Tsybakov, 2008] and GMM [Lindsay, 1995, McLachlan et al., 2019] are classic models which were well-explored from numerous perspectives. For GMM, it is well known that the maximum likelihood estimator (MLE) is consistent when the mixture components are sufficiently separated [Redner and Walker, 1984]. Optimal error rates for GMM were derived, e.g., in [Heinrich and Kahn, 2015], using a minimum distance estimator (between an atomic distribution convoluted with the Gaussian density and the empirical distribution of the samples). Nonetheless, the GMM is a latent variable model, for which maximizing the likelihood w.r.t. the center parameters is a non-convex optimization problem. In the last few years, there is a surge of interest in the non-asymptotic performance analysis of computationally efficient estimation algorithms for this estimation task. For example, Moitra and Valiant [2010], Kalai et al. [2010], Anandkumar et al. [2014], Hardt and Price [2015], Wu and Yang [2020] have analyzed method-of-moments-based algorithms, and various other papers considered the expectation-maximization (EM) algorithm [Balakrishnan et al., 2017, Xu et al., 2016, Jin et al., 2016, Klusowski and Brinda, 2016, Weinberger and Bresler, 2021, Dwivedi et al., 2020b,a, 2018, Zhao et al., 2018, Yan et al., 2017]. Specifically, the local minimax rate for GMM in (6) was determined in [Wu and Zhou, 2019] as a benchmark for the operation of the EM algorithm.

The model (2) is a simple instance of a HMM [Ephraim and Merhav, 2002, van Handel, 2008] in high dimension. Parameter estimation in such models is practically performed via the Baum-Welch algorithm [Baum et al., 1970], which is a computationally efficient version of EM for HMMs. The consistency and asymptotic normality of the MLE for this case were established in [Bickel et al., 1998]. To the best of our knowledge, there were little attempts to characterize the minimax rates in such models. In [Aiylam, 2018], a local version of the Baum-Welch algorithm was proposed, and vanishing error of the convergence of the estimate to the true parameter was established for both a population version as well as a finite-sample version. In [Yang et al., 2015], the analysis made for the operation of EM on samples from memoryless latent variable models in [Balakrishnan et al., 2017] was substantially extended to HMM. The results were then specified to the Gaussian model with Markov signs (2) considered here, and it was shown that the Baum-Welch algorithm achieves parametric error rate, and converges in a finite number of iterations [Yang et al., 2015, Corollary 2]. However, the qualifying condition for this result is that $t = \|\theta_*\| \gtrsim \log \frac{1}{1-(1-2\delta)^2}$, that is, a non-trivial separation when δ is constant, which further blows up as $\delta \downarrow 0$. By contrast, in this paper, our goal is to characterize the estimation error in the regime of δ and $t = \|\theta_*\|$ in which the minimax rate is affected by these parameters, and this requires analyzing vanishing δ and t .

More broadly, there is a growing interest in advancing the quantitative understanding of the performance of statistical learning and inference with dependent data. Bresler et al. [2020] studied linear regression with Markovian covariates and characterized the minimax error rate in terms of the mixing time of the Markov chain. A stochastic gradient descent-style algorithm adapted to the Markov setting was shown to be minimax optimal. Statistical estimation problems including linear and logistic regression with more general network dependencies among response variables were studied by Daskalakis et al. [2019] and Kandiros et al. [2021]. Learnability and generalization bounds were derived by Dagan et al. [2019] for dependent data satisfying the so-called Dobrushin’s condition. Finally, we also mention in passing the huge body of work studying reconstruction of dependence structures and estimation of dependence parameters from graphical samples, which we do not exhaustively list here.

1.5 Notation conventions

For a vector $v \in \mathbb{R}^d$, $\|v\|$ is the Euclidean norm. For a positive definite matrix A , let $\lambda_{\max}(A)$ and $v_{\max}(A)$ be the maximal eigenvalue and the associated eigenvector (of unit norm) of A . Unless otherwise stated, the constants involved in Bachman-Landau notation are numerical constants. Specifically, they do not depend on the problem parameters (n, d, δ, t) . We write $a \gtrsim b$ (resp. $a \lesssim b$) if there exists a numerical constant $c > 0$ (resp. $C > 0$) such that $a \geq cb$ (resp. $a \leq Cb$). If $a \lesssim b$ and $a \gtrsim b$, then $a \asymp b$. By assuming that n is sufficiently large, we omit for brevity integer constraints

(ceiling and floor) on large quantities. We use the shorthand notation $a \vee b := \max\{a, b\}$, $a \wedge b := \min\{a, b\}$. For a real number a , $(a)_+ := a \vee 0$. A sequence of objects X_1, \dots, X_n is denoted by X_1^n . Expectation, variance and probability are denoted by \mathbb{E} , \mathbb{V} and \mathbb{P} , respectively. If two random variables X and Y share the same distribution, then we write $X \stackrel{d}{=} Y$. All logarithms \log are to the base e .

2 Mean estimation for a known flip probability

In this section, we consider the problem of estimating θ_* whenever δ is exactly known to the estimator. In that case, it may be assumed w.l.o.g. that $\delta \in [0, \frac{1}{2}]$, as otherwise one may negate each of the even samples to obtain an equivalent model with δ replaced with $1 - \delta$. Hence also $\rho \in [0, 1]$. We next describe an estimator for this task, state a bound on its performance, and then show that it matches (up to a logarithmic factor) an impossibility result.

The estimator operationally interpolates and therefore simultaneously generalizes the empirical average estimator (30) and the (properly scaled) principal component estimator (32) analyzed in [Wu and Zhou, 2019, Appendix B]. It degenerates to the latter estimators if $\delta \downarrow 0$ or $\delta \uparrow \frac{1}{2}$. Specifically, the estimator partitions the sample into blocks of equal length k each (which will later be set to $k = \frac{1}{8\delta}$, according to the mixing time of the Markov chain S_0^n). Let ℓ denote the number of blocks respectively, so that $k\ell = n$. Let $\mathcal{I}_i = \{(i-1)k+1, (i-1)k+2, \dots, ik\}$ denote the indices of the i th block. Further, let $\{R_i\}_{i \in [\ell]}$ be an i.i.d. Rademacher sequence ($R_i \sim \text{Uniform}\{-1, 1\}$), and let

$$\bar{X}_i := R_i \cdot \frac{1}{k} \sum_{j \in \mathcal{I}_i} X_j \stackrel{d}{=} \bar{S}_i \theta_* + \bar{Z}_i \quad (8)$$

denote the average of the samples in the i th block (randomized with a sign R_i), where

$$\bar{S}_i := \frac{1}{k} \sum_{j \in \mathcal{I}_i} S_j \quad (9)$$

is the *gain* (average of the signs) of the i th block, and

$$\bar{Z}_i := \frac{1}{k} \sum_{j \in \mathcal{I}_i} Z_j \sim N\left(0, \frac{1}{k} \cdot I_d\right) \quad (10)$$

is the average noise of the i th block. Due to the sign randomization, it holds that $\{\bar{S}_i\}_{i \in [\ell]}$ is an i.i.d. sequence. Since $\{\bar{Z}_i\}_{i \in [\ell]}$ is also an i.i.d. sequence, then so is $\{\bar{X}_i\}_{i \in [\ell]}$. For notational simplicity we will omit the block index i of a generic block. For block length k , we denote by

$$\xi_k := \mathbb{E}[\bar{S}^2] = \mathbb{E}\left[\left(\frac{1}{k} \sum_{j=1}^k S_j\right)^2\right] \quad (11)$$

the second moment of the gain \bar{S} . Note that $\xi_k \in [\frac{1}{k}, 1]$ for any $\delta \in [0, \frac{1}{2}]$ and is in particular always positive. For a sequence of samples $X_1^n = (X_1, \dots, X_n)$, we define by $\hat{\Sigma}_{n,k}(X_1^n)$ the empirical covariance matrix of the averaged samples over blocks $\{\bar{X}_i\}_{i \in [\ell]}$, that is

$$\hat{\Sigma}_{n,k}(X_1^n) := \frac{1}{\ell} \sum_{i=1}^{\ell} \bar{X}_i \bar{X}_i^\top, \quad (12)$$

whose population average is $\Sigma_{n,k}(\theta_*)$, where

$$\Sigma_{n,k}(\theta_*) := \mathbb{E}[\bar{X} \bar{X}^\top] = \xi_k \theta_* \theta_*^\top + \frac{1}{k} I_d. \quad (13)$$

We note that θ is the principal component of $\Sigma_{n,k}(\theta)$, that is, $\lambda_{\max}(\Sigma_{n,k}(\theta)) = \xi_k \|\theta\|^2 + \frac{1}{k}$ and the corresponding eigenvector is $v_{\max}(\Sigma_{n,k}(\theta)) = \theta$. We thus consider the following estimator for θ_* , from a sequence X_1^n , and with a block length of k

$$\hat{\theta}_{\text{cov}}(X_1^n; k) := \sqrt{\frac{\left(\lambda_{\max}(\hat{\Sigma}_{n,k}(X_1^n)) - \frac{1}{k}\right)_+}{\xi_k}} \cdot v_{\max}(\hat{\Sigma}_{n,k}(X_1^n)). \quad (14)$$

The estimator is thus constructed from two types of averages: First, a coherent average of the samples at each block, to obtain ℓ block-samples \bar{X}_i with gain \bar{S}_i and noise variance reduced by a factor of k . Second, an incoherent average of the “square” of the ℓ block-samples $\bar{X}_i \bar{X}_i^\top$, which resolves the remaining sign ambiguity between blocks. This can be seen as a balance between two extreme cases: If $\delta = 0$, then this reduces the problem to the Gaussian location model (with a sign ambiguity) and $k = n$ is an optimal choice. If $\delta = \frac{1}{2}$, then this reduces the problem to the two-component Gaussian mixture model, in which coherent averaging is non-beneficial and $k = 1$ leads to optimal error rates. It is thus obvious that the optimal choice of k depends on δ , the flip probability of the Markov chain. Choosing $k = \Theta(\frac{1}{\delta})$, that is, a block length proportional to the mixing time of the Markov chain, assures that the random gain \bar{S} is ± 1 with a (constant) high probability. In fact, an elementary, yet crucial, part of the analysis establishes that the random gain \bar{S} has constant variance for this choice of block length (see Lemma 8 in Appendix B.1). On the other hand, if $k = \Omega(\frac{1}{\delta})$, then the random gain \bar{S} will not be ± 1 (or not even bounded away from zero) with high probability, and such choice is never efficient. Specifically, we consider the estimator in (14) with $k = \frac{1}{8\delta}$. The above estimation procedure is depicted in Figure 2 in Appendix B.1.

Let us denote

$$\beta(n, d, \delta) := \sqrt{\frac{d}{n}} \vee \left(\frac{\delta d}{n} \right)^{1/4}, \quad (15)$$

which will actually be the global minimax rate.

Theorem 1. *Assume that $\delta \geq \frac{1}{n}$ and $d \leq n$, and set $\hat{\theta} \equiv \hat{\theta}_{\text{cov}}(X_1^n; k)$ with $k = \frac{1}{8\delta}$. Then, there exist numerical constants $c_0, c_1, c_2 > 0$ such that for every $\theta_* \in \mathbb{R}^d$*

$$\mathbb{E} \left[\text{loss}(\hat{\theta}, \theta_*) \right] \leq c_0 \cdot \begin{cases} \beta(n, d, \delta), & \|\theta_*\| \leq \beta(n, d, \delta) \\ \sqrt{\frac{d}{n}} + \frac{1}{\|\theta_*\|} \sqrt{\frac{\delta d}{n}} + \frac{1}{\|\theta_*\|} \cdot \frac{d}{n}, & \beta(n, d, \delta) \leq \|\theta_*\| \end{cases} \quad (16)$$

and

$$\text{loss}(\hat{\theta}, \theta_*) \leq c_1 \cdot \log(n) \cdot \mathbb{E} \left[\text{loss}(\hat{\theta}, \theta_*) \right] \quad (17)$$

with probability larger than $1 - \frac{c_2}{n}$.

Theorem 1 will be proved in Appendix B.1. A simple consequence of Theorem 1 is that the upper bound on the minimax rate stated in (7) above holds in low dimension, $d \leq \delta n$, whereas $M(n, d, \delta, t) \asymp M_{\text{GLM}}(n, d, t)$ holds in high dimension $d \geq \delta n$.² We also remark that $\delta \geq \frac{1}{n}$ is not a restrictive condition since otherwise the flip probability is so low that the model (2) is essentially equivalent to GLM. See Remark 7 in Appendix B.1. Numerical validation of the performance of the estimator $\hat{\theta}_{\text{cov}}(X_1^n; k)$ is shown in Appendix F.

We next consider an impossibility result. As we have seen, at high dimension $d \geq \delta n$ the minimax error rates achieved are the same as for the Gaussian location model, and thus clearly cannot be improved. We thus next focus on the low dimensional regime $d \leq \delta n$.

Theorem 2. *Assume that $2 \leq d \leq \delta n$ and $n \geq \frac{128}{d}$. Then the local minimax rate is bounded as*

$$M(n, d, \delta, t) \gtrsim \frac{1}{\sqrt{\log(n)}} \cdot \begin{cases} t, & t \leq \left(\frac{\delta d}{n} \right)^{1/4} \\ \frac{1}{t} \sqrt{\frac{\delta d}{n}}, & \left(\frac{\delta d}{n} \right)^{1/4} \leq t \leq \sqrt{\delta} \\ \sqrt{\frac{d}{n}}, & t \geq \sqrt{\delta} \end{cases} \quad (18)$$

Hence, the minimax rates achieved by the estimator in Theorem 1 are nearly asymptotically optimal, up to a $\sqrt{\log(n)}$ factor. The full proof of Theorem 2 together with a summary of the main ideas used in the proof is presented in Appendix B.2.

²Note that when $\|\theta_*\| \leq \beta(n, d, \delta)$, the estimator $\hat{\theta}_{\text{cov}}(X_1^n; k)$ in Theorem 1 only achieves a rate $\beta(n, d, \delta)$ which is larger than the promised rate $\|\theta_*\|$ in (7). To attain the claimed error rate, consider the trivial estimator $\hat{\theta}_0(X_1^n) \equiv 0$ which incurs loss $\|\theta\|_*$ for any $\theta_* \in \mathbb{R}^d$. Taking the minimum of this rate and (16) yields the desired rate (7).

3 Flip probability estimation for a given estimator of θ_*

In this section, we consider the problem of estimating δ whenever θ_* is approximately known to be $\theta_\#$. We propose a simple estimator, and then discuss the importance of the accuracy of θ_* . We then derive an impossibility result for the matched case, $\theta_\# = \theta_*$.

An estimator for δ can be easily obtained from an estimator for ρ , via the plug-in $\hat{\delta} = \frac{1}{2}(1 - \hat{\rho})$. Assuming for simplicity that n is even, a natural estimator for ρ is then

$$\hat{\rho}_{\text{corr}}(X_1^n; \theta_\#) = \frac{1}{\|\theta_\#\|^2} \cdot \frac{2}{n} \sum_{i=1}^{n/2} X_{2i}^\top X_{2i-1}. \quad (19)$$

That is, the estimator is based on evaluating the correlation of each of two adjacent samples X_{2i} and X_{2i-1} , whose population version is $\mathbb{E}[X_{2i}^\top X_{2i-1}] = \rho \|\theta_*\|^2$. We first state a general bound on the estimation error of this estimator. We then consider the case in which θ_* is known, and show how the estimation error is improved in this case.

Theorem 3. *Assume that $d \leq n$. Let $\theta_* \in \mathbb{R}^d$ and let $\theta_\#$ be an estimate of θ_* . Set $\hat{\rho} \equiv \hat{\rho}_{\text{corr}}(X_1^n; \theta_\#)$ and $\hat{\delta} = \frac{1}{2}(1 - \hat{\rho})$. Then, it holds with probability $1 - \frac{\delta}{n}$ that*

$$\left| \hat{\delta} - \delta \right| = \frac{1}{2} |\hat{\rho} - \rho| \leq \frac{\left| \|\theta_*\|^2 - \|\theta_\#\|^2 \right|}{\|\theta_\#\|^2} + 16 \log(n) \left[\sqrt{\frac{\delta}{n}} + \frac{1}{\|\theta_\#\|} \sqrt{\frac{1}{n}} + \frac{1}{\|\theta_\#\|^2} \sqrt{\frac{d}{n}} \right]. \quad (20)$$

The proof of Theorem 3 appears in Appendix C.1. Note that Theorem 3 states a high-probability bound, suitable to its usage later on in Section 4. A bound on the expectation of the error can be obtained by standard methods (integrating tails).

The effect of knowledge of θ_* If θ_* is known up to a sign, i.e., $\theta_\# = \pm\theta_*$, then for the purpose of ρ (or equivalently δ) estimation, the model (2) can be reduced to a one-dimensional model by rotational invariance of isotropic Gaussian (See additional details in Appendix C.2). It then immediately follows from Theorem 3 that:

Corollary 4. *Assume that $d \leq n$, $\|\theta_*\| \leq 1$ and $\theta_\# = \pm\theta_*$. Let U_1^n be defined in as $U_i := \|\theta_*\| \cdot S_i + W_i$ where $W_i \sim N(0, 1)$ i.i.d., $\hat{\rho} \equiv \hat{\rho}_{\text{corr}}(U_1^n; \theta_\#)$ and $\hat{\delta} = \frac{1}{2}(1 - \hat{\rho})$. Then it holds with probability $1 - \frac{\delta}{n}$ that*

$$\left| \hat{\delta} - \delta \right| = \frac{1}{2} |\hat{\rho} - \rho| \leq \frac{18 \log(n)}{\|\theta_*\|^2} \sqrt{\frac{1}{n}}. \quad (21)$$

Numerical validation of the performance of the estimator $\hat{\delta}_{\text{corr}}(X_1^n; \theta_\#) = \frac{1}{2}(1 - \hat{\rho}_{\text{corr}}(X_1^n; \theta_\#))$ in the mismatched (Theorem 3) and matched (Corollary 4) cases is provided in Appendix F.

We next consider an impossibility lower bound.

Proposition 5. *Suppose that $\theta_\# = \theta_*$ and $\|\theta_*\| \leq \frac{1}{\sqrt{2}}$. Then*

$$\inf_{\hat{\delta}(U_1^n)} \sup_{\delta \in [0, 1]} \mathbb{E} \left[\left| \delta - \hat{\delta}(U_1^n) \right| \right] \geq \frac{1}{32\sqrt{n}}. \quad (22)$$

Here the infimum is over any estimator $\hat{\delta}(U_1^n)$ based on the model $U_i = \|\theta_\| S_i + W_i$ where each W_i is i.i.d. $N(0, 1)$.*

The proof of Proposition 5 is presented in Appendix C.2. According to Corollary 4 and Proposition 5, in estimating δ with a known θ_* , though the dependence $\Theta(\frac{1}{\sqrt{n}})$ of the minimax error rate on the sample size is shown to be nearly optimal, it is unclear what the optimal dependence on the signal strength should be. This is left as an interesting open question and we discuss the challenges associated with this problem in Appendix C.2.

4 Mean estimation under an unknown flip probability

As we have seen, if an estimator for θ_* knows the value of δ , and if both $\delta \leq \frac{1}{2}$ and $d \leq \delta n$ hold, then the estimator can achieve improved error rate over the GMM case ($\delta = \frac{1}{2}$). In this section, we

assume that both θ_* and δ are unknown, and so the estimator is required to estimate δ in order to use this knowledge for an estimator of θ_* . We propose an estimation procedure of three steps based on sample splitting of $3n$ samples. We mention at the outset that the regime in which improvement is possible will be for low signal strength $\|\theta_*\| \lesssim 1$ (low separation between the components), and up to a dimension which depends on δ . Of course the estimation procedure does not know (θ_*, δ) in advance, and so it is required to identify if (θ_*, δ) are in this regime during its operation.

We now begin with an overview of the steps of the estimation algorithm. At Step A, the algorithm estimates θ_* based on X_1^n assuming a Gaussian mixture model ($\delta = \frac{1}{2}$) to obtain an estimate $\hat{\theta}^{(A)}$. Then, based on $\|\hat{\theta}^{(A)}\|$, the algorithm decides whether improvement is potentially possible had δ was known. There are two cases. The first case is that $\|\hat{\theta}^{(A)}\|$ is too low, and then its estimate is not sufficiently accurate to be used in the next steps. Essentially, this happens when the norm is below the global minimax rate $(\frac{d}{n})^{1/4}$, and the estimation error of the norm on the same scale as the norm of $\|\theta_*\|$. A trivial estimator of $\hat{\theta} = 0$ is then optimal in terms of error rates. It can be already noted at this step that the minimax rate for the known δ case is $(\frac{\delta d}{n})^{1/4}$, whereas here the algorithm stops and estimates $\hat{\theta} = 0$ even if just $\|\theta_*\| \lesssim (\frac{d}{n})^{1/4}$, leading to larger global minimax rate. The second case is that $\|\theta_*\|$ is larger than a constant. In this case, the estimation based on a GMM already achieves the optimal parametric $O(\sqrt{\frac{d}{n}})$ error rate of the Gaussian location model, and so no further estimation steps are necessary. Otherwise, an improvement in the estimation is possible. The algorithm proceeds to Step B, and uses X_{n+1}^{2n} to obtain an estimate $\hat{\delta}^{(B)}$ of δ based on the mismatched $\theta_{\#} \equiv \hat{\theta}^{(A)}$. Then, based on the estimate $\hat{\delta}^{(B)}$ the algorithm decides whether the accuracy of $\hat{\delta}^{(B)}$ is sufficient to be used in a refined estimation of θ_* . If the accuracy of $\hat{\delta}^{(B)}$ is not good enough, then the algorithm outputs the estimate from Step A, that is $\hat{\theta}^{(A)}$. Otherwise, it proceeds to Step C, in which θ_* is re-estimated using X_{2n+1}^{3n} , based on a mismatched choice of k , that is $k \asymp \frac{1}{\hat{\delta}^{(B)}}$ instead of $k = \frac{1}{\delta}$. Intuitively, the estimated value $\hat{\delta}^{(B)}$ should be larger than δ so the resulting block size $k \asymp \frac{1}{\hat{\delta}^{(B)}}$ will be such that the gain in the block is still close to 1 with high probability. On the other hand, it is desired that $\hat{\delta}^{(B)}$ will be on the same scale as δ so that the estimation rate (304) (see also (7)) – which now essentially holds with $\hat{\delta}^{(B)}$ instead of δ – would be as small as possible. Thus, if the algorithm has assured in Step B that $\hat{\delta}^{(B)} \asymp \delta$, then at Step C it will achieve the error rate indicated in (304).

A formal description of the operation of the estimation algorithm is provided in Algorithm 1. We note in passing that refining the estimation of δ can be easily incorporated as a fourth step of this algorithm, but we do not present this in order to keep the statement of the result simple. The error of the estimator output by Algorithm 1 is as follows:

Theorem 6. *Assume that $d \leq \frac{n}{4\lambda_\theta^2 \log^2(n) \wedge 16}$. Then, there exist numerical constants $c_1, c_2 \geq 0$ and $\lambda_\theta, \lambda_\delta \geq 1$ so that the output $\hat{\theta}$ of the estimation Algorithm 1 satisfies that for any $\theta_* \in \mathbb{R}^d$, with probability $1 - O(\frac{1}{n})$:*

- If $d \leq \frac{1}{64\lambda_\delta^2 \lambda_\theta^2 \log^2(n)} \delta^4 n$ then

$$\text{loss}(\hat{\theta}, \theta_*) \leq c_1 \log n \cdot \begin{cases} \|\theta_*\|, & \|\theta_*\| \leq \lambda_\theta \log(n) \left(\frac{d}{n}\right)^{1/4} \\ \frac{1}{\|\theta_*\|} \sqrt{\frac{d}{n}}, & \lambda_\theta \log(n) \left(\frac{d}{n}\right)^{1/4} \leq \|\theta_*\| \leq \sqrt{8\lambda_\delta \lambda_\theta \log(n)} \left(\frac{d}{\delta^2 n}\right)^{1/4} \\ \frac{1}{\|\theta_*\|} \sqrt{\frac{\delta d}{n}}, & \sqrt{8\lambda_\delta \lambda_\theta \log(n)} \left(\frac{d}{\delta^2 n}\right)^{1/4} \leq \|\theta_*\| \leq \sqrt{\delta} \\ \sqrt{\frac{d}{n}}, & \|\theta_*\| \geq \sqrt{\delta} \end{cases}; \quad (26)$$

- If $d \geq \frac{1}{64\lambda_\delta^2 \lambda_\theta^2 \log^2(n)} \delta^4 n$ then

$$\text{loss}(\hat{\theta}, \theta_*) \leq c_2 \log n \cdot \begin{cases} \|\theta_*\|, & \|\theta_*\| \leq \lambda_\theta \log(n) \left(\frac{d}{n}\right)^{1/4} \\ \frac{1}{\|\theta_*\|} \sqrt{\frac{d}{n}}, & \lambda_\theta \log(n) \left(\frac{d}{n}\right)^{1/4} \leq \|\theta_*\| \leq \sqrt{8\lambda_\delta \lambda_\theta \log(n)} \left(\frac{d}{\delta^2 n}\right)^{1/4} \\ \sqrt{\frac{d}{n}}, & \|\theta_*\| \geq \sqrt{8\lambda_\delta \lambda_\theta \log(n)} \left(\frac{d}{\delta^2 n}\right)^{1/4} \end{cases}. \quad (27)$$

Algorithm 1 Mean estimation for unknown δ

1: **input:** Parameters $\lambda_\theta, \lambda_\delta > 0$ (from (304) (305) (307)), $3n$ data samples X_1^{3n} from the model (2)

2: **step A:** Estimate θ_* assuming a Gaussian mixture model

$$\hat{\theta}^{(A)} \equiv \hat{\theta}_{\text{cov}}(X_1^n; k = 1) \quad (23)$$

3: **if** $\|\hat{\theta}^{(A)}\| \leq 2\lambda_\theta \cdot \log(n) \cdot (\frac{d}{n})^{1/4}$ **then**

4: **return** $\hat{\theta} = 0$ ▷ No further improvement can be guaranteed

5: **else if** $\|\hat{\theta}^{(A)}\| \geq \frac{1}{2}$ **then**

6: **return** $\hat{\theta} = \hat{\theta}^{(A)}$ ▷ No further improvement is possible

7: **end if**

8: **step B:** Estimate δ assuming a mismatched mean value of $\hat{\theta}^{(A)}$

$$\hat{\delta}^{(B)} = \hat{\delta}_{\text{corr}}(X_{n+1}^{2n}; \hat{\theta}^{(A)}) \quad (24)$$

9: **if** $\hat{\delta}^{(B)} \leq 64\lambda_\delta \lambda_\theta \frac{\log(n)}{\|\hat{\theta}^{(A)}\|^2} \sqrt{\frac{d}{n}}$ **then**

10: **return** $\hat{\theta} = \hat{\theta}^{(A)}$ ▷ No further improvement can be guaranteed

11: **end if**

12: **step C:** Estimate θ_* assuming a Markov model with a mismatched flip probability $\hat{\delta}^{(B)}$

$$\hat{\theta}^{(C)} = \hat{\theta}_{\text{cov}}\left(X_{2n+1}^{3n}; k = \frac{1}{16\hat{\delta}^{(B)}}\right) \quad (25)$$

13: **return** $\hat{\theta} = \hat{\theta}^{(C)}$.

As can be observed, ignoring logarithmic factors, if the dimension is low enough $d \lesssim \delta^4 n$ and $\|\theta_*\| \gtrsim (\frac{d}{\delta^2 n})^{1/4}$ then the error rates of the known δ case are recovered. The analysis of Algorithm 1 appears in Appendix D. Numerical validation of the performance of Algorithm 1 can be found in Appendix F.

The impact of lack of knowledge of δ The deterioration in the estimation of θ_* due to the lack of knowledge of δ includes the following (ignoring logarithmic factors). First, the global minimax rate is $(\frac{d}{n})^{1/4}$ as for the GMM, instead of the rate $(\frac{\delta d}{n})^{1/4}$ for the Markov model case with known δ . Second, at the regime $(\frac{d}{n})^{1/4} \lesssim \|\theta_*\| \lesssim (\frac{d}{\delta^2 n})^{1/4}$ the error rate is $O(\frac{1}{\|\theta_*\|} \sqrt{\frac{d}{n}})$ instead of the lower $O(\frac{1}{\|\theta_*\|} \sqrt{\frac{\delta d}{n}})$. Third, the algorithm is only effective when the dimension is as low as $d \lesssim \delta^4 n$. For higher dimensions, the rates of the GMM are achieved, which can be achieved even without the knowledge of δ .

5 Conclusion and future work

In this paper, we have considered an elementary, yet fundamental, high-dimensional model with memory. We have obtained a sharp bound on the minimax rate of estimation in case the underlying statistical dependency (flip probability) is known, and proposed a three-step estimation algorithm when it is unknown. This has revealed the gains possible in estimation rates due to the memory between the samples, and smoothly interpolated between the extreme cases of GLM and GMM. An interesting open problem is to either characterize the optimality of the algorithm or improving in the unknown δ case; this requires understanding optimal estimation of the flip probability, and the challenges associated with this problem are illuminated.

Naturally, as the model considered in this paper is basic, there is an ample of possibilities to generalize this model. These include, a larger number of components in the mixture, statistical dependency with a more complicated graphical structure between the data samples, existence of nuisance parameters such as the noise variance, sharp finite-sample/finite-iteration analysis of specific practical algorithms such as Baum-Welch, and so on.

Acknowledgments and Disclosure of Funding

NW is grateful to Guy Bresler for introducing him to this problem, for the initial ideas that led to this research, and for many helpful discussions on the topic.

References

- Dhroova Aiylam. Parameter estimation in HMMs with guaranteed convergence. Master’s thesis, Massachusetts Institute of Technology, 2018.
- Animashree Anandkumar, Rong Ge, Daniel Hsu, Sham M Kakade, and Matus Telgarsky. Tensor decompositions for learning latent variable models. *The Journal of Machine Learning Research*, 15(1):2773–2832, 2014.
- Sivaraman Balakrishnan, Martin J. Wainwright, and Bin Yu. Statistical guarantees for the EM algorithm: From population to sample-based analysis. *The Annals of Statistics*, 45(1):77–120, 2017.
- Leonard E. Baum, Ted Petrie, George Soules, and Norman Weiss. A maximization technique occurring in the statistical analysis of probabilistic functions of Markov chains. *The Annals of Mathematical Statistics*, 41(1):164–171, 1970.
- Peter J. Bickel, Ya’acov Ritov, and Tobias Ryden. Asymptotic normality of the maximum-likelihood estimator for general hidden Markov models. *The Annals of Statistics*, 26(4):1614–1635, 1998.
- N. M. Blachman and L. Few. Multiple packing of spherical caps. *Mathematika*, 10:84–88, 1963. ISSN 0025-5793. doi: 10.1112/S0025579300003405. URL <https://doi.org/10.1112/S0025579300003405>.
- Stéphane Boucheron, Gábor Lugosi, and Pascal Massart. *Concentration inequalities: A nonasymptotic theory of independence*. Oxford university press, 2013.
- Guy Bresler, Prateek Jain, Dheeraj Nagaraj, Praneeth Netrapalli, and Xian Wu. Least squares regression with markovian data: Fundamental limits and algorithms. In *Proceedings of the 34th International Conference on Neural Information Processing Systems, NIPS’20*, Red Hook, NY, USA, 2020. Curran Associates Inc. ISBN 9781713829546.
- T. M. Cover and J. A. Thomas. *Elements of Information Theory*. Wiley-Interscience, 2006. ISBN 0471241954.
- Yuval Dagan, Constantinos Daskalakis, Nishanth Dikkala, and Siddhartha Jayanti. Learning from weakly dependent data under dobrushin’s condition. *CoRR*, abs/1906.09247, 2019. URL <http://arxiv.org/abs/1906.09247>.
- Constantinos Daskalakis, Nishanth Dikkala, and Ioannis Panageas. Regression from dependent observations. In *STOC’19—Proceedings of the 51st Annual ACM SIGACT Symposium on Theory of Computing*, pages 881–889. ACM, New York, 2019.
- Raaz Dwivedi, Koulik Khamaru, Martin J Wainwright, Michael I. Jordan, et al. Theoretical guarantees for EM under misspecified Gaussian mixture models. In *Advances in Neural Information Processing Systems*, pages 9681–9689, 2018.
- Raaz Dwivedi, Nhat Ho, Koulik Khamaru, Martin Wainwright, Michael Jordan, and Bin Yu. Sharp analysis of expectation-maximization for weakly identifiable models. In *International Conference on Artificial Intelligence and Statistics*, pages 1866–1876. PMLR, 2020a.
- Raaz Dwivedi, Nhat Ho, Koulik Khamaru, Martin J Wainwright, Michael I Jordan, and Bin Yu. Singularity, misspecification and the convergence rate of EM. *The Annals of Statistics*, 48(6): 3161–3182, 2020b.
- Yariv Ephraim and Neri Merhav. Hidden Markov processes. *IEEE Transactions on information theory*, 48(6):1518–1569, 2002.

- Moritz Hardt and Eric Price. Tight bounds for learning a mixture of two Gaussians. In *Proceedings of the forty-seventh annual ACM symposium on Theory of computing*, pages 753–760. ACM, 2015.
- Philippe Heinrich and Jonas Kahn. Optimal rates for finite mixture estimation. *arXiv preprint arXiv:1507.04313*, 2015.
- Chi Jin, Yuchen Zhang, Sivaraman Balakrishnan, Martin J. Wainwright, and Michael I. Jordan. Local maxima in the likelihood of Gaussian mixture models: Structural results and algorithmic consequences. In *Advances in neural information processing systems*, pages 4116–4124, 2016.
- Iain M. Johnstone. Function estimation and Gaussian sequence models. *Unpublished manuscript*, 2 (5.3):2, 2002.
- Adam Tauman Kalai, Ankur Moitra, and Gregory Valiant. Efficiently learning mixtures of two gaussians. In *Proceedings of the forty-second ACM symposium on Theory of computing*, pages 553–562, 2010.
- Vardis Kandiros, Yuval Dagan, Nishanth Dikkala, Surbhi Goel, and Constantinos Daskalakis. Statistical estimation from dependent data. In Marina Meila and Tong Zhang, editors, *Proceedings of the 38th International Conference on Machine Learning*, volume 139 of *Proceedings of Machine Learning Research*, pages 5269–5278. PMLR, 18–24 Jul 2021. URL <https://proceedings.mlr.press/v139/kandiros21a.html>.
- Jason M. Klusowski and W.D. Brinda. Statistical guarantees for estimating the centers of a two-component Gaussian mixture by EM. *arXiv preprint arXiv:1608.02280*, 2016.
- Bruce G. Lindsay. *Mixture models: Theory, geometry, and applications*. Ims, 1995.
- Geoffrey J McLachlan, Sharon X Lee, and Suren I Rathnayake. Finite mixture models. *Annual review of statistics and its application*, 6:355–378, 2019.
- Ankur Moitra and Gregory Valiant. Settling the polynomial learnability of mixtures of gaussians. In *2010 IEEE 51st Annual Symposium on Foundations of Computer Science*, pages 93–102. IEEE, 2010.
- Richard A. Redner and Homer F. Walker. Mixture densities, maximum likelihood and the EM algorithm. *SIAM review*, 26(2):195–239, 1984.
- Phillippe Rigollet and Jan-Christian Hütter. High dimensional statistics. *Lecture notes for course 18S997*, 2019.
- Alexandre B. Tsybakov. *Introduction to Nonparametric Estimation*. Springer Publishing Company, Incorporated, 2008. ISBN 0387790519.
- Ramon van Handel. Hidden Markov models. *Unpublished lecture notes*, 2008.
- Roman Vershynin. *High-dimensional probability: An introduction with applications in data science*, volume 47. Cambridge University Press, 2018.
- Martin J. Wainwright. *High-dimensional statistics: A non-asymptotic viewpoint*, volume 48. Cambridge University Press, 2019.
- Nir Weinberger and Guy Bresler. The em algorithm is adaptively-optimal for unbalanced symmetric gaussian mixtures. *arXiv preprint arXiv:2103.15653*, 2021.
- Yihong Wu and Pengkun Yang. Optimal estimation of Gaussian mixtures via denoised method of moments. *The Annals of Statistics*, 48(4):1981–2007, 2020.
- Yihong Wu and Harrison H. Zhou. Randomly initialized EM algorithm for two-component Gaussian mixture achieves near optimality in $o(\sqrt{n})$ iterations. *arXiv preprint arXiv:1908.10935*, 2019.
- Ji Xu, Daniel J. Hsu, and Arian Maleki. Global analysis of expectation maximization for mixtures of two Gaussians. In *Advances in Neural Information Processing Systems*, pages 2676–2684, 2016.

- Bowei Yan, Mingzhang Yin, and Purnamrita Sarkar. Convergence of gradient EM on multi-component mixture of Gaussians. In *Advances in Neural Information Processing Systems*, pages 6956–6966, 2017.
- Fanny Yang, Sivaraman Balakrishnan, and Martin J. Wainwright. Statistical and computational guarantees for the Baum-Welch algorithm. In *2015 53rd Annual Allerton Conference on Communication, Control, and Computing (Allerton)*, pages 658–665. IEEE, 2015.
- Yuhong Yang and Andrew Barron. Information-theoretic determination of minimax rates of convergence. *Annals of Statistics*, pages 1564–1599, 1999.
- Ruofei Zhao, Yuanzhi Li, and Yuekai Sun. Statistical convergence of the EM algorithm on Gaussian mixture models. *arXiv preprint arXiv:1810.04090*, 2018.

Checklist

1. For all authors...
 - (a) Do the main claims made in the abstract and introduction accurately reflect the paper’s contributions and scope? [Yes]
 - (b) Did you describe the limitations of your work? [Yes]
 - (c) Did you discuss any potential negative societal impacts of your work? [N/A]
 - (d) Have you read the ethics review guidelines and ensured that your paper conforms to them? [Yes]
2. If you are including theoretical results...
 - (a) Did you state the full set of assumptions of all theoretical results? [Yes]
 - (b) Did you include complete proofs of all theoretical results? [Yes]
3. If you ran experiments...
 - (a) Did you include the code, data, and instructions needed to reproduce the main experimental results (either in the supplemental material or as a URL)? [N/A]
 - (b) Did you specify all the training details (e.g., data splits, hyperparameters, how they were chosen)? [N/A]
 - (c) Did you report error bars (e.g., with respect to the random seed after running experiments multiple times)? [N/A]
 - (d) Did you include the total amount of compute and the type of resources used (e.g., type of GPUs, internal cluster, or cloud provider)? [N/A]
4. If you are using existing assets (e.g., code, data, models) or curating/releasing new assets...
 - (a) If your work uses existing assets, did you cite the creators? [N/A]
 - (b) Did you mention the license of the assets? [N/A]
 - (c) Did you include any new assets either in the supplemental material or as a URL? [N/A]
 - (d) Did you discuss whether and how consent was obtained from people whose data you’re using/curating? [N/A]
 - (e) Did you discuss whether the data you are using/curating contains personally identifiable information or offensive content? [N/A]
5. If you used crowdsourcing or conducted research with human subjects...
 - (a) Did you include the full text of instructions given to participants and screenshots, if applicable? [N/A]
 - (b) Did you describe any potential participant risks, with links to Institutional Review Board (IRB) approvals, if applicable? [N/A]
 - (c) Did you include the estimated hourly wage paid to participants and the total amount spent on participant compensation? [N/A]

In Appendix A we provide heuristic justification for the scaling of the optimal minimax error rate in (7). In Appendix B we provide the proofs for Theorems 1 and 2. In Appendix C we provide the proofs for Theorem 3 and Proposition 5. In Appendix D we provide the proofs for Theorem 6. In Appendix E we include some useful results for the sake of completeness.

Additional notation For a matrix $A \in \mathbb{R}^{d_1 \times d_2}$, $\|A\|_{\text{op}}$ is the operator norm (with respect to Euclidean norms), and $\|A\|_F$ is the Frobenius norm of A . $\mathbb{S}^{d-1} := \{\theta \in \mathbb{R}^d: \|\theta\|=1\}$ is the unit sphere and $\mathbb{B}^d := \{\theta \in \mathbb{R}^d: \|\theta\|\leq 1\}$ is the unit ball in the d -dimensional Euclidean space. For a pair of probability distributions P and Q on a common alphabet \mathcal{X} with densities p and q w.r.t. to a base measure ν , we denote the total variation distance by $d_{\text{TV}}(P, Q) := \frac{1}{2} \int |p - q| d\nu$, the Kullback-Leibler (KL) divergence by $D_{\text{KL}}(P \parallel Q) := \int p \log \frac{p}{q} d\nu$, and the chi-square divergence by $\chi^2(P \parallel Q) := \int \frac{(p-q)^2}{q} d\nu = \int \frac{p^2}{q} d\nu - 1$.

A Heuristic justification of minimax rate (7)

The main intuition behind the HMM considered in this paper comes from the correlation decay phenomenon in graphical model. Indeed, one can view the Markov chain $X_1 \rightarrow X_2 \rightarrow \dots \rightarrow X_n$ sampled from the model (2) as a simple graphical model whose conditional independence structure is expressed by a line graph on n nodes. Each node X_i is conditionally independent of other samples given its neighbors X_{i-1} and X_{i+1} . Furthermore, a pair of nodes X_i and X_j of large graph distance (i.e., $|i - j|$) is approximately independent. Informally, we expect that there is one sign flip (i.e., $S_i = -S_{i+1}$) per $\approx \frac{1}{\delta}$ samples. Therefore, signs S_i and S_j are likely to have the same value if $|i - j| \lesssim \frac{1}{\delta}$ and are approximately independent if $|i - j| \gtrsim \frac{1}{\delta}$. This is the leading guideline for the design of our estimator (14) for upper bound and the reduction to the genie-aided model (147) for lower bound.

Recall that for the Gaussian location model

$$X = \theta_* + Z \quad (28)$$

with $Z \sim N(0, I_d)$, the minimax rate is given by

$$M_{\text{GLM}}(n, d, t) \asymp t \wedge \sqrt{\frac{d}{n}}. \quad (29)$$

Note that this is a compact way of writing the rate (5). Given n i.i.d. samples X_1^n from model (28), the estimator

$$\hat{\theta} = \frac{1}{n} \sum_{i=1}^n X_i \quad (30)$$

achieves the rate (29). For the Gaussian mixture model $X = S\theta_* + Z$ with $S \sim \text{Unif}\{-1, 1\}$ and $Z \sim N(0, I_d)$, the minimax rate (6) [Wu and Zhou, 2019, Appendix B] can be compactly written as

$$M_{\text{GMM}}(n, d, t) \asymp \left[\frac{1}{t} \left(\sqrt{\frac{d}{n}} + \frac{d}{n} \right) + \sqrt{\frac{d}{n}} \right] \wedge t. \quad (31)$$

The above rate is attained by the estimator

$$\hat{\theta} = \sqrt{(\lambda_{\max}(\hat{\Sigma}) - 1)_+} \cdot v_{\max}(\hat{\Sigma}) \quad (32)$$

where $\hat{\Sigma} = \frac{1}{n} \sum_{i=1}^n X_i X_i^\top$. More generally, we can also consider the GMM

$$\tilde{X} = S\theta_* + \tilde{Z} \quad (33)$$

with $S \sim \text{Unif}\{-1, 1\}$ and $\tilde{Z} \sim N(0, \sigma^2 \cdot I_d)$, for some $\sigma > 0$, which is equivalent in distribution to $\tilde{X} = \sigma(S\theta_*/\sigma + Z)$ where $Z \sim N(0, I_d)$. Generalizing (31), it is straightforward to check that the optimal minimax rate for model (33) is given by

$$\tilde{M}_{\text{GMM}}(n, d, t, \sigma) \asymp \sigma \left[\left(\frac{1}{t/\sigma} \left(\sqrt{\frac{d}{n}} + \frac{d}{n} \right) + \sqrt{\frac{d}{n}} \right) \wedge \frac{t}{\sigma} \right] \quad (34)$$

$$= \left[\frac{\sigma^2}{t} \left(\sqrt{\frac{d}{n}} + \frac{d}{n} \right) + \sigma \sqrt{\frac{d}{n}} \right] \wedge t. \quad (35)$$

Now, for the HMM at hand, the rationale is that the original model (2) is equivalent to $\tilde{X} = \bar{S} \cdot \bar{X}$, where $\bar{S} \sim \text{Unif}\{-1, 1\}$ is the coherent sign of a block of $\frac{1}{\delta}$ raw samples from model (2), $\bar{X} = \frac{1}{1/\delta} \sum_{i=1}^{1/\delta} X_i$ represents the block-sample obtained by applying the estimator (30) to a block of $\frac{1}{\delta}$ raw samples, hence, $\bar{X} \stackrel{d}{=} \theta_* + N(0, \delta \cdot I_d)$. Furthermore, the signs across different blocks are essentially independent. Therefore

$$\tilde{X} \stackrel{d}{=} \bar{S} \theta_* + \bar{Z} \quad (36)$$

where $\bar{Z} \sim N(0, \delta \cdot I_d)$, and we have $\frac{n}{1/\delta} = n\delta$ i.i.d. block-samples from model (36). According to (35), the optimal minimax rate of the HMM (2) should be

$$M_{\text{HMM}}(n, d, \delta, t) \asymp \tilde{M}_{\text{GMM}}(n\delta, d, t, \sqrt{\delta}) \quad (37)$$

$$\asymp \left[\frac{\delta}{t} \left(\sqrt{\frac{d}{n\delta}} + \frac{d}{n\delta} \right) + \sqrt{\delta} \sqrt{\frac{d}{n\delta}} \right] \wedge t \quad (38)$$

$$= \left[\frac{1}{t} \left(\sqrt{\frac{d\delta}{n}} + \frac{d}{n} \right) + \sqrt{\frac{d}{n}} \right] \wedge t. \quad (39)$$

Evaluating (39) immediately yields (7).

The optimal minimax error rates for GLM (cf. (5)), GMM (cf. (6), originally proved in [Wu and Zhou, 2019, Appendix B]) and HMM (cf. (7), implied by our results Theorems 1 and 2) are plotted in Figure 1.

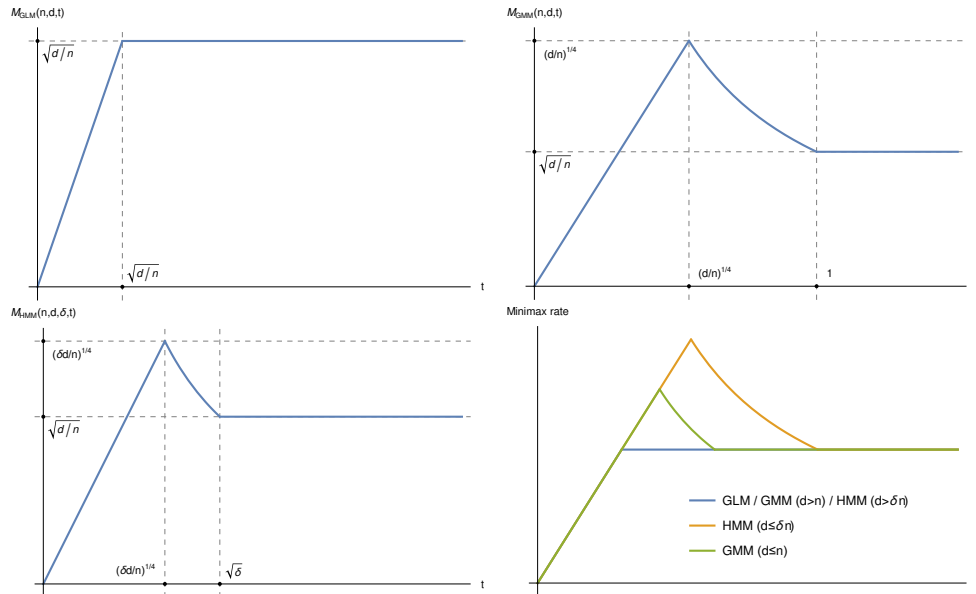


Figure 1: Plots of minimax rates of the Gaussian Location Model, the Gaussian Mixture Model and the Hidden Markov Model. The top left, top right and bottom left figures show the scaling of the minimax rates of GLM (cf. (5)), GMM with $d \leq n$ (cf. (6)) and HMM with $d \leq \delta n$ (cf. (7)), respectively. All the above error rates are plotted in the bottom right figure in which one can clearly see how the rate varies as δ varies.

B Proofs for Section 2: Mean estimation for known δ

B.1 Proof of Theorem 1: Analysis of the estimator

Our proposed procedure in Theorem 1 for θ_* estimation with a known flip probability δ is depicted in Figure 2.

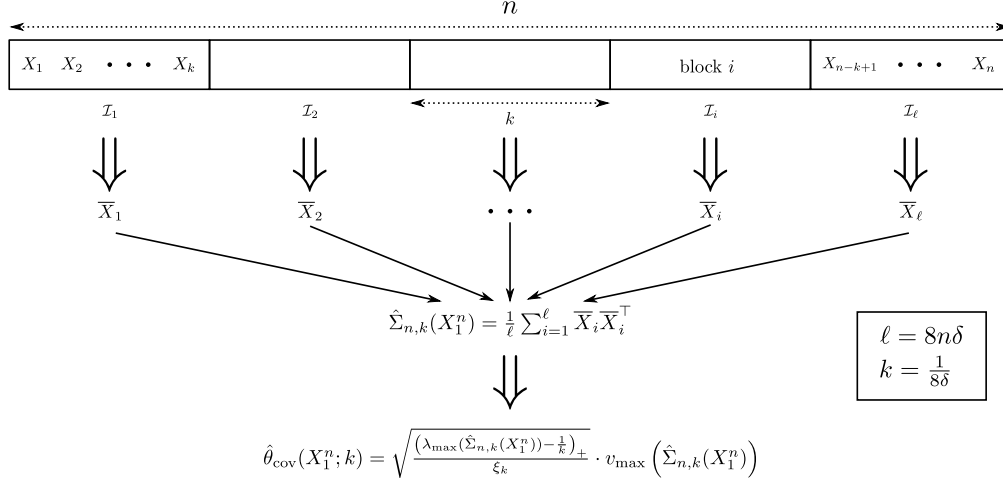


Figure 2: A visual illustration of the construction of the estimator $\hat{\theta}_{\text{cov}}(X_1^n; k)$ in (14) given n samples X_1^n from the model (2) with a known flip probability δ . The block size k is chosen to be $\frac{1}{8\delta}$.

Remark 7. The condition $\delta \geq \frac{1}{n}$ in Theorem 1 is inconsequential. Indeed, if $\delta \leq \frac{1}{n}$, then also $d \geq \delta n$ and we are at the high dimension regime. In that case, the estimator can artificially increase the flip probability (by sign randomization) to $\frac{1}{n}$, which results the local minimax rate of the GLM, that is, $M(n, d, \delta, t) \asymp M_{\text{GLM}}(n, d, t)$, which is optimal. We therefore assume $\delta \leq \frac{1}{n}$ throughout the proof.

To begin with the analysis of the estimator in Figure 2, the following lemma is a simple, yet key tool for the proof. It establishes the variance of the random gain \bar{S} . The proof relies on a sort of *self-bounding* property (cf. [Boucheron et al., 2013, Chapter 3.3]), which stems from the fact that $|\bar{S}| \leq 1$.

Lemma 8. *It holds that $0 \leq \bar{S}^2 \leq 1$ (with probability 1) and that*

$$\mathbb{V}(\bar{S}^2) \leq \mathbb{E}[1 - \bar{S}^2] \leq 4\delta k. \quad (40)$$

Proof. Trivially $0 \leq \bar{S}^2 \leq 1$ and so the variance is bounded as

$$\mathbb{V}(\bar{S}^2) = \mathbb{V}(1 - \bar{S}^2) \leq \mathbb{E}[(1 - \bar{S}^2)^2] \leq \mathbb{E}[1 - \bar{S}^2]. \quad (41)$$

The expected value is then upper bounded as

$$\mathbb{E}[1 - \bar{S}^2] = \mathbb{E} \left[1 - \left(\frac{1}{k} \sum_{j=1}^k S_j \right)^2 \right] \quad (42)$$

$$= \mathbb{E} \left[1 - \left(\frac{1}{k} \sum_{j=1}^k S_j \right)^2 \middle| S_0 = 1 \right] \quad (43)$$

$$= \mathbb{E} \left[\left(1 - \left(\frac{1}{k} \sum_{j=1}^k S_j \right) \right) \left(1 + \left(\frac{1}{k} \sum_{j=1}^k S_j \right) \right) \middle| S_0 = 1 \right] \quad (44)$$

$$\leq 2 \cdot \mathbb{E} \left[1 - \left(\frac{1}{k} \sum_{j=1}^k S_j \right) \middle| S_0 = 1 \right] \quad (45)$$

$$= 2 - \frac{2}{k} \sum_{j=1}^k \mathbb{E}[S_j | S_0 = 1] \quad (46)$$

$$\stackrel{(a)}{=} 2 - \frac{2}{k} \sum_{j=1}^k \rho^j \quad (47)$$

$$= 2 - \frac{2}{k} \sum_{j=1}^k (1 - 2\delta)^j \quad (48)$$

$$\stackrel{(b)}{\leq} 2 - \frac{2}{k} \sum_{j=1}^k (1 - 2j\delta) \quad (49)$$

$$= \frac{4\delta}{k} \sum_{j=1}^k j \quad (50)$$

$$= \frac{2\delta(k^2 + k)}{k} \quad (51)$$

$$\leq 4\delta k, \quad (52)$$

where (a) follows from

$$\begin{aligned} & \mathbb{E}[S_j | S_0 = 1] \\ &= \mathbb{P}[S_{j-1} = 1 | S_0 = 1] \mathbb{E}[S_j | S_0 = 1, S_{j-1} = 1] \\ & \quad + \mathbb{P}[S_{j-1} = -1 | S_0 = 1] \mathbb{E}[S_j | S_0 = 1, S_{j-1} = -1] \end{aligned} \quad (53)$$

$$= \mathbb{P}[S_{j-1} = 1 | S_0 = 1] \mathbb{E}[S_j | S_{j-1} = 1] + \mathbb{P}[S_{j-1} = -1 | S_0 = 1] \mathbb{E}[S_j | S_{j-1} = -1] \quad (54)$$

$$= \mathbb{P}[S_{j-1} = 1 | S_0 = 1] \left(\frac{1+\rho}{2} - \frac{1-\rho}{2} \right) + \mathbb{P}[S_{j-1} = -1 | S_0 = 1] \left(-\frac{1+\rho}{2} + \frac{1-\rho}{2} \right) \quad (55)$$

$$= \mathbb{P}[S_{j-1} = 1 | S_0 = 1] \cdot \rho - \mathbb{P}[S_{j-1} = -1 | S_0 = 1] \cdot \rho \quad (56)$$

$$= \rho \cdot \mathbb{E}[S_{j-1} | S_0 = 1] \quad (57)$$

$$= \dots = \rho^j, \quad (58)$$

(b) follows from Bernoulli's inequality $(1-x)^r \geq 1-rx$ for $x \in [0, 1]$ and $r \geq 1$. \square

The next lemma summarizes concentration results and bounds on the expected value of various empirical quantities needed for the rest of the analysis. For a sequence of samples (S_1^n, Z_1^n) , let us denote the following events:

$$\mathcal{E}'_{n,\delta,k} := \left\{ S_1^n : \left| \frac{1}{\ell} \sum_{i=1}^{\ell} \bar{S}_i^2 - \xi_k \right| \leq 5\sqrt{\frac{\delta k^2 \log(n)}{n}} \right\}, \quad (59)$$

$$\mathcal{E}''_{n,d,k} := \left\{ (S_1^n, Z_1^n) : \left\| \frac{1}{\ell} \sum_{i=1}^{\ell} \bar{S}_i \bar{Z}_i \right\| \leq 7\sqrt{\frac{d}{n}} \right\}, \quad (60)$$

$$\mathcal{E}'''_{n,d,k} := \left\{ Z_1^n : \left\| \frac{1}{\ell} \sum_{i=1}^{\ell} \bar{Z}_i \bar{Z}_i^\top - \frac{1}{k} \cdot I_d \right\|_{\text{op}} \leq 4\sqrt{\frac{d}{kn}} + \frac{4d}{n} \right\}, \quad (61)$$

and let

$$\mathcal{E}_{n,d,\delta,k} := \mathcal{E}'_{n,\delta,k} \cap \mathcal{E}''_{n,d,k} \cap \mathcal{E}'''_{n,d,k}. \quad (62)$$

Note that these events depend on the choice of the block length k .

Lemma 9. Assume that $\delta \geq \frac{1}{n}$ and $d \leq n$. It holds that $\mathbb{P}[\mathcal{E}_{n,d,\delta,k}] \geq 1 - \frac{5}{n}$ and

$$\mathbb{E} \left[\left\| \frac{1}{\ell} \sum_{i=1}^{\ell} \bar{S}_i^2 - \xi_k \right\| \right] \leq 2\sqrt{\frac{\delta k^2}{n}}, \quad (63)$$

$$\mathbb{E} \left[\left\| \frac{1}{\ell} \sum_{i=1}^{\ell} \bar{S}_i \bar{Z}_i \right\| \right] \leq \sqrt{\frac{d}{n}}, \quad (64)$$

and

$$\mathbb{E} \left[\left\| \frac{1}{\ell} \sum_{i=1}^{\ell} \bar{Z}_i \bar{Z}_i^\top - \frac{1}{k} \cdot I_d \right\|_{op} \right] \leq 13\sqrt{\frac{d}{nk}} + 10\frac{d}{n}. \quad (65)$$

Proof. We analyze the expected value and concentration of each of the three terms.

First, the random variable $\bar{S}_i^2 - \xi_k$ has zero mean, it is bounded in $[-1, 1]$, and its variance is bounded by $4\delta k$ according to Lemma 8. Since $\{\bar{S}_i^2 - \xi_k\}_{i=1}^{\ell}$ are i.i.d., Bernstein's inequality for bounded distributions implies that (e.g., (323) from Wainwright [2019, Proposition 2.14], by setting in the notation therein $X_i = \bar{S}_i^2 - \xi_k$ which is a zero-mean random variable bounded in $[-1, 1]$)

$$\mathbb{P} \left[\left| \frac{1}{\ell} \sum_{i=1}^{\ell} \bar{S}_i^2 - \xi_k \right| \geq t \right] \leq 2 \exp \left(-\frac{\ell^2 t^2}{4\ell\delta k + \ell t/3} \right). \quad (66)$$

Requiring that the r.h.s. is at most $\frac{2}{n}$, and using $n = \ell k$, this implies that

$$\left| \frac{1}{\ell} \sum_{i=1}^{\ell} \bar{S}_i^2 - \xi_k \right| \leq \sqrt{\frac{8\delta k^2 \log(n)}{n}} + \frac{3k \log(n)}{n} \quad (67)$$

with probability $1 - \frac{2}{n}$. Under the assumption $\delta \geq \frac{1}{n}$, we may further upper bound

$$\sqrt{\frac{8\delta k^2 \log(n)}{n}} + \frac{3k \log(n)}{n} \leq \log(n) \cdot \left[\sqrt{\frac{8\delta k^2}{n}} + \frac{3k}{n} \right] \quad (68)$$

$$\leq \log(n) \cdot \left[\sqrt{\frac{8\delta k^2}{n}} + \frac{3}{2} \sqrt{\frac{\delta k^2}{n}} \right] \quad (69)$$

$$\leq 5 \log(n) \cdot \sqrt{\frac{\delta k^2}{n}}, \quad (70)$$

and this implies $\mathbb{P}[\mathcal{E}'_{n,\delta,k}] \geq 1 - \frac{2}{n}$. In addition, since $\bar{S}_i^2 - \xi_k$ are zero mean i.i.d., Lemma 8 implies that

$$\mathbb{E} \left[\left\| \frac{1}{\ell} \sum_{i=1}^{\ell} \bar{S}_i^2 - \xi_k \right\| \right] \leq \sqrt{\mathbb{V} \left[\frac{1}{\ell} \sum_{i=1}^{\ell} \bar{S}_i^2 - \xi_k \right]} \leq \sqrt{\frac{4\delta k}{\ell}} = 2\sqrt{\frac{\delta k^2}{n}} \quad (71)$$

which proves (63).

Second, conditioned on any fixed $\{\bar{S}_i\}_{i=1}^{\ell}$, it holds that $\bar{S}_i \bar{Z}_i \sim N(0, \frac{\bar{S}_i^2}{k} I_d)$. Hence, $\frac{1}{\ell} \sum_{i=1}^{\ell} \bar{S}_i \bar{Z}_i \sim N(0, \sigma^2 \cdot I_d)$ with

$$\sigma^2 := \frac{1}{k\ell^2} \sum_{i=1}^{\ell} \bar{S}_i^2 \leq \frac{1}{k\ell} = \frac{1}{n}. \quad (72)$$

So, by standard concentration of norm of Gaussian (or, more generally subGaussian) random vectors (325) from [Rigollet and Hütter, 2019, Theorem 1.19] (or a degenerate case of [Wainwright, 2019, Example 6.2]), it holds with probability $1 - \epsilon$ that

$$\left\| \frac{1}{\ell} \sum_{i=1}^{\ell} \bar{S}_i \bar{Z}_i \right\| \leq 4\sigma\sqrt{d} + 2\sigma\sqrt{2\log\left(\frac{1}{\epsilon}\right)} \leq 4\sqrt{\frac{d}{n}} + \sqrt{\frac{8}{n}\log\left(\frac{1}{\epsilon}\right)}. \quad (73)$$

Since the r.h.s. does not depend on $\{\bar{S}_i\}_{i=1}^\ell$, the same bound holds unconditionally. Setting $\epsilon = \frac{1}{n}$ and further upper bounding

$$4\sqrt{\frac{d}{n}} + \sqrt{\frac{8}{n}\log(n)} \leq \sqrt{\frac{32d + 16\log(n)}{n}} \leq 7\sqrt{\frac{d}{n}}, \quad (74)$$

using $\sqrt{a} + \sqrt{b} \leq \sqrt{2(a+b)}$ and $d \geq 2\log(n)$, results $\mathbb{P}[\mathcal{E}''_{n,d,k}] \geq 1 - \frac{1}{n}$. In addition, since $\{\bar{S}_i \bar{Z}_i\}_{i=1}^\ell$ are i.i.d., it holds that

$$\mathbb{E} \left[\left\| \frac{1}{\ell} \sum_{i=1}^{\ell} \bar{S}_i \bar{Z}_i \right\| \right] \leq \sqrt{\mathbb{E} \left[\left\| \frac{1}{\ell} \sum_{i=1}^{\ell} \bar{S}_i \bar{Z}_i \right\|^2 \right]} = \sqrt{d\sigma^2} \leq \sqrt{\frac{d}{n}} \quad (75)$$

which proves (64).

Third, by Gaussian covariance estimation from [Wainwright, 2019, Example 6.2], it holds for any $\eta > 0$ that

$$V := k \left\| \frac{1}{\ell} \sum_{i=1}^{\ell} \bar{Z}_i \bar{Z}_i^\top - \frac{1}{k} I_d \right\|_{\text{op}} \leq \left[2\sqrt{\frac{d}{\ell}} + 2\eta + \left(\sqrt{\frac{d}{\ell}} + \eta \right)^2 \right] \quad (76)$$

with probability larger than $1 - 2e^{-\ell\eta^2/2}$.

We begin with a high probability event. Setting $\epsilon = 2e^{-\ell\eta^2/2}$, it holds with probability larger than $1 - \epsilon$ that

$$\left\| \frac{1}{\ell} \sum_{i=1}^{\ell} \bar{Z}_i \bar{Z}_i^\top - \frac{1}{k} \cdot I_d \right\|_{\text{op}} \leq 2\sqrt{\frac{d}{k^2\ell}} + \sqrt{\frac{8\log(\frac{2}{\epsilon})}{k^2\ell}} + \left(\sqrt{\frac{d}{k\ell}} + \sqrt{\frac{2\log(\frac{2}{\epsilon})}{k\ell}} \right)^2 \quad (77)$$

$$= 2\sqrt{\frac{d}{kn}} + \sqrt{\frac{8\log(\frac{2}{\epsilon})}{kn}} + \left(\sqrt{\frac{d}{n}} + \sqrt{\frac{2\log(\frac{2}{\epsilon})}{n}} \right)^2 \quad (78)$$

$$\stackrel{(a)}{\leq} 2\sqrt{\frac{d}{kn}} + \sqrt{\frac{8\log(\frac{2}{\epsilon})}{kn}} + \frac{2d + 4\log(\frac{2}{\epsilon})}{n}, \quad (79)$$

where (a) follows from $(a+b)^2 \leq 2a^2 + 2b^2$. Setting $\epsilon = \frac{2}{n}$ and further upper bounding

$$2\sqrt{\frac{d}{kn}} + \sqrt{\frac{8\log(n)}{kn}} + \frac{2d + 4\log(n)}{n} \leq \sqrt{\frac{8d + 16\log(n)}{kn}} + \frac{2d + 4\log(n)}{n} \quad (80)$$

$$\leq 4\sqrt{\frac{d}{kn}} + \frac{4d}{n}, \quad (81)$$

using $\sqrt{a} + \sqrt{b} \leq \sqrt{2(a+b)}$ and $d \geq 2\log(n)$, results $\mathbb{P}[\mathcal{E}'''_{n,d,k}] \geq 1 - \frac{2}{n}$. For the bound on the expectation, we further upper bound

$$V \leq 2\sqrt{\frac{d}{\ell}} + 2\eta + \frac{2d}{\ell} + 2\eta^2. \quad (82)$$

Let $\alpha = 2\sqrt{\frac{d}{\ell}} + 2\frac{d}{\ell}$. Then, $U := V - \alpha$ satisfies that $\mathbb{P}[U \geq 2\eta + 2\eta^2] \leq 2e^{-\ell\eta^2/2}$. Then,

$$\mathbb{E}[U] = \mathbb{E}[U \cdot \mathbb{1}\{U < 0\}] + \mathbb{E}[U \cdot \mathbb{1}\{U \geq 0\}] \quad (83)$$

$$\leq \mathbb{E}[U \cdot \mathbb{1}\{U \geq 0\}] \quad (84)$$

$$= \int_0^\infty \mathbb{P}[U \cdot \mathbb{1}\{U \geq 0\} > t] dt \quad (85)$$

$$= \int_0^\infty \mathbb{P}[U > t] dt \quad (86)$$

$$\stackrel{(a)}{=} \int_0^\infty (2+4\eta) \mathbb{P}[U > 2\eta + 2\eta^2] d\eta \quad (87)$$

$$\leq \int_0^\infty (2+4\eta) 2e^{-\eta^2/2} d\eta \quad (88)$$

$$= 4 \int_0^\infty e^{-\eta^2/2} d\eta + 8 \int_0^\infty \eta e^{-\eta^2/2} d\eta \quad (89)$$

$$\stackrel{(b)}{=} 4\sqrt{\frac{2\pi}{\ell}} + \frac{8}{\ell}, \quad (90)$$

where (a) follows from the change of variables $t = 2\eta + 2\eta^2$, and (b) follows from Gaussian integration (the first term). Hence,

$$\mathbb{E} \left[\frac{V}{k} \right] \leq \frac{1}{k} \mathbb{E}[U + \alpha] \leq 13\sqrt{\frac{d}{nk}} + 10\frac{d}{n} \quad (91)$$

which proves (65). The claim $\mathbb{P}[\mathcal{E}_{n,d,\delta,k}] \geq 1 - \frac{5}{n}$ then follows from the union bound over the three events considered above. \square

The next lemma utilizes Lemma 9 to establish concentration on the maximal eigenvalue and the associated eigenvector.

Lemma 10. *Let*

$$\psi(n, d, \delta, k) := 2\sqrt{\frac{\delta k^2}{n}} \cdot \|\theta_*\|^2 + 2\sqrt{\frac{d}{n}} \cdot \|\theta_*\| + 13\sqrt{\frac{d}{nk}} + 10\frac{d}{n}. \quad (92)$$

Then, it holds that

$$\mathbb{E} \left[\left| \lambda_{\max} \left(\hat{\Sigma}_{n,k}(X_1^n) \right) - \left(\xi_k \|\theta_*\|^2 + \frac{1}{k} \right) \right| \right] \leq \psi(n, d, \delta, k) \quad (93)$$

and

$$\mathbb{E} \left[\text{loss} \left(v_{\max} \left(\hat{\Sigma}_{n,k}(X_1^n) \right), \frac{\theta_*}{\|\theta_*\|} \right) \right] \leq \frac{8 \cdot \psi(n, d, \delta, k)}{\|\theta_*\|^2}. \quad (94)$$

If $\mathcal{E}_{n,d,\delta,k}$ holds then similar bounds hold (with probability 1) with $\psi(n, d, \delta, k)$ multiplied by $7 \log(n)$.

Proof. Note that $\lambda_{\max}(\Sigma_{n,k}(\theta_*)) = \xi_k \cdot \|\theta_*\|^2 + \frac{1}{k}$. Then,

$$\begin{aligned} & \left| \lambda_{\max} \left(\hat{\Sigma}_{n,k}(X_1^n) \right) - \left(\xi_k \|\theta_*\|^2 + \frac{1}{k} \right) \right| \\ &= \left| \lambda_{\max} \left(\hat{\Sigma}_{n,k}(X_1^n) \right) - \lambda_{\max} \left(\Sigma_{n,k}(\theta_*) \right) \right| \end{aligned} \quad (95)$$

$$\stackrel{(a)}{\leq} \left\| \hat{\Sigma}_{n,k}(X_1^n) - \Sigma_{n,k}(\theta_*) \right\|_{\text{op}} \quad (96)$$

$$= \left\| \hat{\Sigma}_{n,k}(X_1^n) - \xi_k \theta_* \theta_*^\top - \frac{1}{k} I_d \right\|_{\text{op}} \quad (97)$$

$$\leq \left| \frac{1}{\ell} \sum_{i=1}^{\ell} \bar{S}_i^2 - \xi_k \right| \cdot \|\theta_*\|^2 + \left\| \frac{2}{\ell} \sum_{i=1}^{\ell} \bar{S}_i \bar{Z}_i \right\| \cdot \|\theta_*\| + \left\| \frac{1}{\ell} \sum_{i=1}^{\ell} \bar{Z}_i \bar{Z}_i^\top - \frac{1}{k} \cdot I_d \right\|_{\text{op}}, \quad (98)$$

where (a) follows from Weyl's inequality. Taking expectation and using Lemma 9 proves the claimed bound.

Next, note that $v_{\max}(\Sigma_{n,k}(\theta_*)) = \frac{\theta_*}{\|\theta_*\|}$, its eigenvalue is $\xi_k \|\theta_*\|^2 + \frac{1}{k}$, and that all the $(d-1)$ other eigenvalues of $\Sigma_{n,k}(\theta_*)$ are $\frac{1}{k}$. Thus, the eigen-gap of the maximal eigenvalue is $\xi_k \|\theta_*\|^2$. Then, by Davis-Kahan's perturbation bound (328) from [Vershynin, 2018, Theorem 4.5.5]

$$\text{loss} \left(v_{\max} \left(\hat{\Sigma}_{n,k}(X_1^n) \right), \frac{\theta_*}{\|\theta_*\|} \right) = \text{loss} \left(v_{\max} \left(\hat{\Sigma}_{n,k}(X_1^n) \right), v_{\max} \left(\Sigma_{n,k}(\theta_*) \right) \right)$$

$$\begin{aligned} &\leq 4 \frac{\left\| \hat{\Sigma}_{n,k}(X_1^n) - \Sigma_{n,k}(\theta_*) \right\|_{\text{op}}}{\xi_k \|\theta_*\|^2} \\ &\stackrel{(a)}{\leq} 8 \frac{\left\| \hat{\Sigma}_{n,k}(X_1^n) - \Sigma_{n,k}(\theta_*) \right\|_{\text{op}}}{\|\theta_*\|^2}, \end{aligned}$$

where (a) follows since $\xi_k = \mathbb{E}[\bar{S}^2] \geq 1 - 4k\delta = \frac{1}{2}$ according to Lemma 8, and the choice $k = \frac{1}{8\delta}$. The operator norm is upper bounded as for the maximal eigenvalue. The proof then follows by taking expectation, and utilizing Lemma 9.

Finally, assuming the event $\mathcal{E}_{n,d,\delta,k}$ holds, Lemma 9 implies that the same bound holds with $7 \log(n) \cdot \psi(n, d, \delta, k)$ instead of $\psi(n, d, \delta, k)$. \square

The next lemma upper bounds $\hat{\theta}$ in expectation and in high probability whenever $\|\theta_*\|$ is below the minimax rate $\beta(n, d, \delta) = \Theta(\sqrt{\frac{d}{n}} \vee (\frac{\delta d}{n})^{1/4})$, and show that both are (roughly) at most on the scale of $\beta(n, d, \delta)$.

Lemma 11. *If $\|\theta_*\| \leq \beta(n, d, \delta)$ and $k = \frac{1}{8\delta}$ then*

$$\mathbb{E} \left[\left\| \hat{\theta}_{\text{cov}}(X_1^n; k) \right\| \right] \leq 11 \cdot \beta(n, d, \delta), \quad (99)$$

and if the event $\mathcal{E}_{n,d,\delta,k}$ holds then

$$\left\| \hat{\theta}_{\text{cov}}(X_1^n; k) \right\| \leq 77 \log(n) \cdot \beta(n, d, \delta). \quad (100)$$

Proof. It holds that

$$\left\| \hat{\theta}_{\text{cov}}(X_1^n; k) \right\|^2 = \frac{\lambda_{\max} \left(\hat{\Sigma}_{n,k}(X_1^n) \right) - \frac{1}{k}}{\xi_k} \vee 0 \quad (101)$$

$$\stackrel{(a)}{\leq} 2 \left[\lambda_{\max} \left(\hat{\Sigma}_{n,k}(X_1^n) \right) - \frac{1}{k} \right] \vee 0 \quad (102)$$

$$\leq 2 \left[\lambda_{\max} \left(\hat{\Sigma}_{n,k}(X_1^n) \right) - \xi_k \|\theta_*\|^2 - \frac{1}{k} \right] \vee 0 + 2\xi_k \|\theta_*\|^2 \quad (103)$$

$$\stackrel{(b)}{\leq} 2 \left[\lambda_{\max} \left(\hat{\Sigma}_{n,k}(X_1^n) \right) - \xi_k \|\theta_*\|^2 - \frac{1}{k} \right] \vee 0 + 2\|\theta_*\|^2, \quad (104)$$

where (a) follows since $\xi_k \geq \frac{1}{2}$ and (b) follows since $\xi_k \leq 1$. Taking expectation of both sides, and utilizing Lemma 10 results

$$\begin{aligned} &\mathbb{E} \left[\left\| \hat{\theta}_{\text{cov}}(X_1^n; k) \right\|^2 \right] \\ &\leq 2 \cdot \psi(n, d, \delta, k) + 2\|\theta_*\|^2 \end{aligned} \quad (105)$$

$$\leq 4\sqrt{\frac{\delta k^2}{n}} \cdot \|\theta_*\|^2 + 4\sqrt{\frac{d}{n}} \cdot \|\theta_*\| + 26\sqrt{\frac{d}{nk}} + 20\frac{d}{n} + 2\|\theta_*\|^2 \quad (106)$$

$$\stackrel{(a)}{=} 4\sqrt{\frac{1}{64\delta n}} \cdot \|\theta_*\|^2 + 4\sqrt{\frac{d}{n}} \cdot \|\theta_*\| + 26\sqrt{\frac{8\delta d}{n}} + 20\frac{d}{n} + 2\|\theta_*\|^2 \quad (107)$$

$$\begin{aligned} &\stackrel{(b)}{\leq} 4\sqrt{\frac{1}{64\delta n}} \cdot \left(\frac{2d}{n} + 2\sqrt{\frac{\delta d}{n}} \right) + 4\sqrt{\frac{d}{n}} \cdot \left(\sqrt{\frac{d}{n}} + \left(\frac{\delta d}{n} \right)^{1/4} \right) \\ &\quad + 26\sqrt{\frac{8\delta d}{n}} + 20\frac{d}{n} + 2 \left(\frac{2d}{n} + 2\sqrt{\frac{\delta d}{n}} \right) \end{aligned} \quad (108)$$

$$\leq 4\sqrt{\frac{1}{64\delta n}} \cdot \left(\frac{2d}{n} + 2\sqrt{\frac{\delta d}{n}} \right) + 4\sqrt{\frac{d}{n}} \cdot \left(\frac{\delta d}{n} \right)^{1/4} + 78\sqrt{\frac{\delta d}{n}} + 28\frac{d}{n} \quad (109)$$

$$= \frac{d}{\sqrt{\delta}n^{3/2}} + \sqrt{\frac{d}{n^2}} + 4\sqrt{\frac{d}{n}} \cdot \left(\frac{\delta d}{n}\right)^{1/4} + 78\sqrt{\frac{\delta d}{n}} + 28\frac{d}{n} \quad (110)$$

$$\stackrel{(c)}{\leq} 4\sqrt{\frac{d}{n}} \cdot \left(\frac{\delta d}{n}\right)^{1/4} + 78\sqrt{\frac{\delta d}{n}} + 30\frac{d}{n} \quad (111)$$

$$\stackrel{(d)}{\leq} 80\sqrt{\frac{\delta d}{n}} + 32\frac{d}{n}, \quad (112)$$

where (a) follows by setting $k = \frac{1}{8\delta}$, and (b) follows from the assumption $\|\theta_*\| \leq \beta(n, d, \delta) \leq \sqrt{\frac{d}{n}} + \left(\frac{\delta d}{n}\right)^{1/4}$ (and $(a+b)^2 \leq 2a^2 + 2b^2$), (c) follows from $\delta \geq \frac{1}{n}$, so that $\frac{d}{\sqrt{\delta}n^{3/2}} \leq \frac{d}{n}$, and (d) follows from $ab \leq \frac{1}{2}a^2 + \frac{1}{2}b^2$ applied to the first term.

The proof is then completed by Jensen's inequality

$$\mathbb{E} \left[\|\hat{\theta}_{\text{cov}}(X_1^n; k)\| \right] \leq \sqrt{\mathbb{E} \left[\|\hat{\theta}_{\text{cov}}(X_1^n; k)\|^2 \right]} \quad (113)$$

$$\leq \sqrt{80\sqrt{\frac{\delta d}{n}} + 32\frac{d}{n}} \quad (114)$$

$$\leq \sqrt{112 \cdot \left(\sqrt{\frac{\delta d}{n}} \vee \frac{d}{n} \right)} \quad (115)$$

$$\leq 11 \cdot \beta(n, d, \delta). \quad (116)$$

If $\lambda_{\max}(\hat{\Sigma}_{n,k}(X_1^n)) - \frac{1}{k} \leq 0$ then $\hat{\theta}_{\text{cov}}(X_1^n; k) = 0$ and the claim is trivial. Otherwise, from the same reasoning as above, assuming that the event $\mathcal{E}_{n,d,\delta,k}$ holds, it also holds from Lemma 10 that $\|\hat{\theta}_{\text{cov}}(X_1^n; k)\| \leq 77 \log(n) \cdot \beta(n, d, \delta)$. \square

We may now prove Theorem 1.

Proof of Theorem 1. If $\|\theta_*\| \leq \beta(n, d, \delta)$ then Lemma 11 implies that

$$\mathbb{E} \left[\left\| \hat{\theta}_{\text{cov}}(X_1^n; k) \right\| \right] \leq 11 \cdot \beta(n, d, \delta). \quad (117)$$

Otherwise, assume that $\|\theta_*\| \geq \beta(n, d, \delta)$. For any estimator $\tilde{\theta}$ we may write $\tilde{\theta} = \|\tilde{\theta}\| \cdot v$ where $v \in \mathbb{S}^{d-1}$, it holds that

$$\text{loss}(\tilde{\theta}, \theta_*) = \left\| \|\tilde{\theta}\| \cdot v - \theta_* \right\| \quad (118)$$

$$= \left\| \|\tilde{\theta}\| \cdot v - \|\theta_*\| \cdot v + \|\theta_*\| \cdot v - \theta_* \right\| \quad (119)$$

$$\leq \left| \|\tilde{\theta}\| - \|\theta_*\| \right| + \|\theta_*\| \cdot \text{loss} \left(v, \frac{\theta_*}{\|\theta_*\|} \right), \quad (120)$$

where the last inequality follows from the triangle inequality. Specifying this result to $\tilde{\theta} = \hat{\theta} \equiv \hat{\theta}_{\text{cov}}(X_1^n; k)$, results

$$\text{loss}(\hat{\theta}, \theta_*) \leq \left| \|\hat{\theta}\| - \|\theta_*\| \right| + \|\theta_*\| \cdot \text{loss} \left(v_{\max} \left(\hat{\Sigma}_{n,k}(X_1^n) \right), \frac{\theta_*}{\|\theta_*\|} \right). \quad (121)$$

Lemma 10 implies that the first term in (121) is bounded as

$$\left| \|\hat{\theta}\| - \|\theta_*\| \right| = \frac{\left| \|\hat{\theta}\|^2 - \|\theta_*\|^2 \right|}{\|\hat{\theta}\| + \|\theta_*\|} \quad (122)$$

$$\leq \frac{\left| \|\hat{\theta}\|^2 - \|\theta_*\|^2 \right|}{\|\theta_*\|} \quad (123)$$

$$= \left| \frac{\left(\lambda_{\max}(\hat{\Sigma}_{n,k}(X_1^n)) - \frac{1}{k} \right)_+ - \xi_k \|\theta_*\|^2}{\xi_k \|\theta_*\|} \right| \quad (124)$$

$$\leq \frac{\left| \lambda_{\max}(\hat{\Sigma}_{n,k}(X_1^n)) - \frac{1}{k} - \xi_k \|\theta_*\|^2 \right|}{\xi_k \|\theta_*\|} \quad (125)$$

$$\leq \frac{2 \left| \lambda_{\max}(\hat{\Sigma}_{n,k}(X_1^n)) - \frac{1}{k} - \xi_k \|\theta_*\|^2 \right|}{\|\theta_*\|}, \quad (126)$$

where the last inequality follows since $\xi_k \geq 1 - 4k\delta$ (from Lemma 8), and $k \leq \frac{1}{8\delta}$. Taking expectation of both sides, and utilizing Lemma 10 results

$$\mathbb{E} \left[\left| \|\hat{\theta}\| - \|\theta_*\| \right| \right] \leq \frac{2 \cdot \psi(n, d, \delta, k)}{\|\theta_*\|}. \quad (127)$$

Lemma 10 further implies that the second term in (121) is bounded as

$$\mathbb{E} \left[\|\theta_*\| \cdot \text{loss} \left(v_{\max} \left(\hat{\Sigma}_{n,k}(X_1^n) \right), \frac{\theta_*}{\|\theta_*\|} \right) \right] \leq \frac{8 \cdot \psi(n, d, \delta, k)}{\|\theta_*\|}. \quad (128)$$

Hence, (121)

$$\text{loss}(\hat{\theta}, \theta_*) \leq \frac{10 \cdot \psi(n, d, \delta, k)}{\|\theta_*\|} \quad (129)$$

$$\leq 20 \sqrt{\frac{\delta k^2}{n}} \cdot \|\theta_*\| + 20 \sqrt{\frac{d}{n}} + \frac{130}{\|\theta_*\|} \sqrt{\frac{d}{nk}} + 100 \frac{1}{\|\theta_*\|} \frac{d}{n} \quad (130)$$

$$\stackrel{(a)}{=} 20 \sqrt{\frac{1}{64\delta n}} \cdot \|\theta_*\| + 20 \sqrt{\frac{d}{n}} + \frac{130}{\|\theta_*\|} \sqrt{\frac{8\delta d}{n}} + \frac{100}{\|\theta_*\|} \frac{d}{n} \quad (131)$$

$$\stackrel{(b)}{\leq} 20 \sqrt{\frac{d}{n}} + \frac{130}{\|\theta_*\|} \sqrt{\frac{8\delta d}{n}} + \frac{110}{\|\theta_*\|} \frac{d}{n}, \quad (132)$$

where (a) follows from setting $k = \frac{1}{8\delta}$, and (b) follows since for $\|\theta_*\| \geq \beta(n, d, \delta)$,

$$20 \sqrt{\frac{1}{64\delta n}} \cdot \|\theta_*\| = 20 \frac{\|\theta_*\|^2}{\|\theta_*\|} \sqrt{\frac{1}{64\delta n}} \quad (133)$$

$$\leq 20 \cdot \frac{\left(\sqrt{\frac{d}{n}} + \left(\frac{\delta d}{n} \right)^{1/4} \right)^2}{\|\theta_*\|} \cdot \sqrt{\frac{1}{64\delta n}} \quad (134)$$

$$\leq 5 \cdot \frac{\frac{d}{n} + \sqrt{\frac{\delta d}{n}}}{\|\theta_*\|} \cdot \sqrt{\frac{1}{\delta n}} \quad (135)$$

$$= 5 \cdot \frac{1}{\|\theta_*\|} \left(\frac{d}{n^{3/2}\sqrt{\delta}} + \frac{\sqrt{d}}{n} \right) \quad (136)$$

$$\leq \frac{5}{\|\theta_*\|} \frac{d}{n^{3/2}\sqrt{\delta}} + \frac{5}{\|\theta_*\|} \frac{d}{n} \quad (137)$$

$$\leq \frac{10}{\|\theta_*\|} \frac{d}{n}, \quad (138)$$

where the last inequality follows since $\delta \geq \frac{1}{n}$. \square

B.2 Proof of Theorem 2: Impossibility lower bound

The proof's main ideas The estimation error for the Markov model cannot be better than a genie-aided model for which the sign is known during a block whose size is larger than the mixing time

$\Theta(\frac{1}{\delta})$ of the original Markov chain. The estimator can then align the signs of the samples in each block, and thus reduce the noise variance by a factor of δ . This effectively reduces the problem into a Markov model whose flip probability is asymptotically close to $1/2$, that is, the resulting model is close to a GMM. This aforementioned closeness is quantified by a uniform bound on the ratio between the probability distributions. Based on the closeness of the models, the known lower bound for the GMM model [Wu and Zhou, 2019, Appendix B] implies a bound on the estimation error in the Markov model.

The proof follows from an application of Fano's method [Wainwright, 2019, Section 15.3] [Yang and Barron, 1999], where, as usual, the main technical challenge follows from the bounding of the mutual information term. We first begin with a brief description of the lower bound on the estimation error, and then explain how it is solved in the Gaussian mixture case in [Wu and Zhou, 2019, Appendix B]. We then describe our analysis method for the Markov case.

Construction of a packing set The version of Fano's method that we use is based on constructing a packing set $\Theta_M := \{\theta_m\}_{m \in [M]} \subset \mathbb{R}^d$ and an additional center vector $\theta_0 \in \mathbb{R}^d$. Here, the set Θ_M packs points in a spherical cap of a fixed angle with a center at θ_0 . To construct this set, we let $\Phi_M := \{\phi_m\}_{m \in [M]} \subset \mathbb{B}^{d-2}$ be a $\frac{1}{16}$ -packing set of \mathbb{B}^{d-2} of size larger than $M \geq 16^{d-2}$ in the Euclidean distance, whose existence is assured by a standard argument (e.g., (329) from [Wainwright, 2019, Lemma 5.7 and Example 5.8]). We then append to each ϕ_m another coordinate to obtain $\bar{\phi}_m := (\phi_m, \sqrt{1 - \|\phi_m\|}) \in \mathbb{S}^{d-2}$. Then, $\bar{\Phi}_M := \{\bar{\phi}_m\}_{m \in [M]} \subset \mathbb{S}^{d-2}$ is a $\frac{1}{16}$ -packing set of \mathbb{S}^{d-2} of size M . Now, the packing set $\bar{\Phi}_M$ packs points in the Euclidean distance, however, the loss function $\text{loss}(\cdot, \cdot)$ in (3) is sign-insensitive, and so the packing set requires further dilution. Specifically, there must exist an orthant in \mathbb{R}^{d-1} which contains at least a $2^{-(d-1)}$ fraction of the points in $\bar{\Phi}_M$. So, there must also exist a rotation matrix $O \in \mathbb{R}^{(d-1) \times (d-1)}$ of $\bar{\Phi}_M$ so that $\tilde{\Phi}_M := O\bar{\Phi}_M \cap \mathbb{R}_+^{d-1} = \{O\bar{\phi}_m\}_{m \in [M]} \cap \mathbb{R}_+^{d-1}$ has at least $\frac{|\bar{\Phi}_M|}{2^{d-1}} \geq \frac{1}{16} \cdot 8^{d-1}$ points (with \mathbb{R}_+^{d-1} being the positive orthant). Furthermore, for any distinct $\tilde{\phi}_m, \tilde{\phi}_{m'} \in \tilde{\Phi}_M$ it holds that $\text{loss}(\tilde{\phi}_m, \tilde{\phi}_{m'}) = \|\tilde{\phi}_m - \tilde{\phi}_{m'}\|$. We now choose $\epsilon \in (0, 1)$, set $\tilde{\theta}_0 = [1, 0, \dots, 0] \in \mathbb{R}^d$ to be the center vector (this choice is arbitrary and made for convenience), and $\tilde{\theta}_m = [\sqrt{1 - \epsilon^2}, \epsilon\tilde{\phi}_m] \in \mathbb{R}^d$, for $m \in [M]$. Evidently, the angle between any $\tilde{\theta}_m$ and $\tilde{\theta}_0$ is fixed for all $m \in [M]$. Finally, given the prescribed norm t in the statement of the theorem, we set the packing set that will be next used in Fano's-inequality based argument as $\Theta_M := \{t \cdot \tilde{\theta}_m\}_{m \in [M]}$ and set $\theta_0 = t\tilde{\theta}_0$. To summarize, Θ_M satisfies the following properties: (i) $|\Theta_M| \geq \frac{1}{16} \cdot 8^{d-1}$, (ii) for any $\theta_m \in \Theta_M$ it holds that $\|\theta_m\| = t$, (iii) for any distinct $\theta_m, \theta_{m'} \in \Theta_M$ it holds that $\text{loss}(\theta_m, \theta_{m'}) = \|\theta_m - \theta_{m'}\| \geq \frac{1}{16}\epsilon t$, (iv) for any $\theta_m \in \Theta_M$ it holds that

$$\text{loss}(\theta_m, \theta_0) = \|\theta_m - \theta_0\| = t \cdot \sqrt{(\sqrt{1 - \epsilon^2} - 1)^2 + \epsilon^2} \leq t \cdot [\sqrt{1 - \epsilon^2} - 1 + \epsilon] \leq 2t\epsilon, \quad (139)$$

where the first inequality is from $\sqrt{a^2 + b^2} \leq a + b$ for $a, b \in \mathbb{R}_+$ and the second inequality from $\sqrt{1 - \epsilon^2} \leq 1 + \epsilon$.

Fano's inequality based lower bound Recall that $P_\theta^{(n)}$ is the probability distribution of X_1^n under the Markov model $X_i = S_i\theta + Z_i$, $i \in [n]$ with S_0^n is as in (1). Let $J \sim \text{Unif}[M]$ and assume that given a prescribed norm $t > 0$, it holds that $X_1^n | J = j \sim P_{\theta_j}^{(n)}$. Then, based on the four properties of the packing set Θ_M , Fano's method states that [Wainwright, 2019, Proposition 15.2]

$$\mathbb{M}(n, d, \delta, t) \geq \frac{\epsilon t}{32} \cdot \left[1 - \frac{I(J; X_1^n) + \log 2}{\log M} \right] \quad (140)$$

$$\geq \frac{\epsilon t}{32} \cdot \left[1 - \frac{I(J; X_1^n) + \log 2}{(d-1) \log 8} \right] \quad (141)$$

$$\stackrel{(a)}{\geq} \frac{\epsilon t}{32} \cdot \left[\frac{1}{2} - 4 \cdot \frac{I(J; X_1^n)}{d} \right] \quad (142)$$

$$\stackrel{(b)}{\geq} \frac{\epsilon t}{32} \cdot \left[\frac{1}{2} - 4 \cdot \frac{\max_{m \in [M]} \text{D}_{\text{KL}}(P_{\theta_m}^{(n)} || P_{\theta_0}^{(n)})}{d} \right] \quad (143)$$

where $I(J; X_1^n)$ is the mutual information between J and X_1^n , and in (a) we have used the assumption $d \geq 3$ which implies $(d-1) \log 8 - \log 16 \geq \frac{d}{4}$, and in (b) we have used the standard ‘‘information-radius’’ bound on the mutual information (e.g., (15.52) in [Wainwright, 2019, Proof of Lemma 15.21 and Exercise 15.11]). The crux of the proof is to establish a bound of the form $D_{\text{KL}}(P_{\theta_m}^{(n)} \parallel P_{\theta_0}^{(n)}) \leq \frac{d}{16}$ for a given $\epsilon_* > 0$ to obtain a lower bound of $\Omega(\epsilon_* t)$. Note that due to symmetry of the packing set, the last KL divergence is the same for all $m \in [M]$.

Before continuing the proof for the Markov case with $\delta < \frac{1}{2}$, we next describe the analysis of the Gaussian mixture model in [Wu and Zhou, 2019]. For the Gaussian mixture model (that is, a degenerate Markov model with $\delta = \frac{1}{2}$), $P_{\theta}^{(n)}$ is an i.i.d. distribution, and so the tensorization property of the KL divergence immediately implies that $D_{\text{KL}}(P_{\theta_m}^{(n)} \parallel P_{\theta_0}^{(n)}) = n \cdot D_{\text{KL}}(P_{\theta_m} \parallel P_{\theta_0})$ (where $P_{\theta} \equiv P_{\theta}^{(1)}$). Then, it was established in [Wu and Zhou, 2019, Lemma 27] that $D_{\text{KL}}(P_{\theta_m} \parallel P_{\theta_0}) \lesssim t^2 \cdot \|\theta_0 - \theta_m\|^2$ as follows. First, it was noted that under $\theta_0 = [t, 0, \dots, 0] \in \mathbb{R}^d$, $P_{\theta} = P_t \otimes N(0, I_{d-1})$, that is a product distribution, with the first coordinate being one-dimensional Gaussian mixture with means $\pm t$, and all the other $d-1$ coordinates being standard Gaussian. Based on this and the chain rule of the KL divergence, the KL divergence $D_{\text{KL}}(P_{\theta_m} \parallel P_{\theta_0})$ was evaluated separately by the KL divergence between the distribution of the first coordinate, and the KL divergence between the distributions of the other $d-1$ coordinates, conditioned on the first coordinates. Each of these two KL divergences was bounded by the corresponding chi-square divergences, and was further shown to be $O(t^2 \cdot \|\theta_0 - \theta_m\|^2)$. Finally, the minimax lower bound stated in (6) was obtained by setting $\epsilon = c \cdot \min\{1, \frac{1}{t^2} \sqrt{\frac{d}{n}}\}$ for some small enough $c > 0$ in the construction of the packing set.

For the Markov model (with $\delta < \frac{1}{2}$), it seems rather cumbersome to bound $D_{\text{KL}}(P_{\theta_m}^{(n)} \parallel P_{\theta_0}^{(n)})$ since the model $P_{\theta}^{(n)}$ has memory. Thus we next propose an indirect approach, which requires three preliminary steps. At the first step, we reduce, via a genie-based argument, the original Gaussian-Markov model with n samples to a Gaussian-Markov model with ℓ samples, where each of these ℓ sample is a coherent average of a block of k consecutive samples, $\ell = \frac{n}{k}$ (in a similar, yet not identical, form to the estimator from Section 2). The sequences of signs underlying each of these ℓ samples also forms a Markov model, where the block length k is judiciously chosen (roughly) as $\Theta(\frac{1}{\delta})$ so that the dependency between the signs is much weaker, in the sense that the flip probability $\bar{\delta}$ of its signs *asymptotically* tends to $\frac{1}{2}$ as $\delta \rightarrow 0$. Since for Gaussian mixture models the flip probability is *exactly* $\frac{1}{2}$, this Markov model is *approximately* a Gaussian mixture model.

At the second step, we develop a change-of-measure argument. As said, the reduced model is only approximately Gaussian mixture ($\bar{\delta} \approx \frac{1}{2}$); Had it was exactly a Gaussian mixture model ($\bar{\delta} = \frac{1}{2}$) then the bound on the KL divergence from [Wu and Zhou, 2019, Lemma 27] could have been directly used. Nonetheless, since $\bar{\delta} \rightarrow \frac{1}{2}$ with our choice of k , the probability distribution of the samples tends to that of the memoryless Gaussian mixture. Since divergences are essentially a continuous functions of the measured distributions, we expect that the KL divergence for the Markov model with $\bar{\delta}$ is close to the KL divergence for the Gaussian mixture model. Lemma 12 forms the basis of this change-of-measure argument in terms of the probability distribution of the signs, and Lemma 13 provides the corresponding change-of-measure bound for the KL divergence.

At the third step, we bound the chi-square divergence for a d dimensional Gaussian mixture model. As described above, in [Wu and Zhou, 2019, Lemma 27] the KL divergence was upper bounded for the Gaussian mixture model by first separating to the KL divergence in the first coordinate and the KL divergence in all other $d-1$ coordinates, exploiting the chain rule of the KL divergence, and then bounding each of the two KL divergences by a chi-square divergence. Here, we provide a refined proof which directly bounds the chi-square divergence, without the need to separate the first coordinate from the others. This is the result of Lemma 14.

The proof of Theorem 2 is then completed using the results of the three preliminary steps. We next turn to the detailed proof.

First step (genie-aided reduction): In this step we reduce the original model $P_{\theta}^{(n)}$ to a model $\tilde{P}_{\theta}^{(\ell)}$ which is aided by knowledge from a genie, and so estimation errors in the new model are only lower. Inspired by the operation of our proposed estimator in Section 2, we consider $\ell = \frac{n}{k}$ blocks of size

k each, where, for simplicity of exposition, we assume that both ℓ, k are integers. A genie informs the estimator with the sign changes $S_j S_{j+1}$ at the time indices $j \in [n-1] \setminus \{ik\}_{i=1}^{\ell-1}$, that is, at all times *except for* $j = k, 2k, 3k, \dots, n$. Hence, the estimator can align the signs within each block $\mathcal{I}_i := \{(i-1)k+1, (i-1)k+2, \dots, ik\}$ of size k , but not between blocks. Consequently, a statistically *equivalent* model to the original model with genie information is the model

$$Y_i = R_i \theta_* + Z_i \quad (144)$$

where $i \in [n]$, $Z_i \sim N(0, I_d)$ are i.i.d. exactly as in the original Markov model, and the signs $R_i \in \{-1, 1\}$ are such that

$$R_{i+1} = R_i \quad (145)$$

with probability 1 if $i \in [n-1] \setminus \{jk\}_{j=1}^{\ell-1}$ and

$$R_{jk+1} = \begin{cases} R_{(j-1)k+1}, & \text{w.p. } \frac{1+\rho^k}{2} \\ -R_{(j-1)k+1}, & \text{w.p. } \frac{1-\rho^k}{2} \end{cases} \quad (146)$$

if $i \in \{jk\}_{j=1}^{\ell-1}$. Now, since the signs are fixed during the blocks $\{\mathcal{I}_i\}_{i=1}^{\ell}$ of length k , the mean of the samples in each block is a *sufficient statistic* for estimation of θ_* . Thus, in the same spirit of the estimator in Section 2, the genie-aided model is equivalent to

$$\bar{Y}_i := \frac{1}{k} \sum_{j \in \mathcal{I}_i} Y_j = \bar{R}_i \theta_* + \bar{Z}_i \quad (147)$$

where $i \in [\ell]$, $\mathbb{P}[\bar{R}_0 = 1] = \frac{1}{2}$, and

$$\bar{R}_{i+1} = \begin{cases} \bar{R}_i & \text{w.p. } \frac{1+\rho^k}{2} \\ -\bar{R}_i & \text{w.p. } \frac{1-\rho^k}{2} \end{cases} \quad (148)$$

is the gain (average of the signs) of the i th block, and

$$\bar{Z}_i := \frac{1}{k} \sum_{j \in \mathcal{I}_i} Z_j \sim N\left(0, \frac{1}{k} \cdot I_d\right) \quad (149)$$

is a averaged Gaussian noise. Thus, there are ℓ samples in the equivalent model, and the flip probability is $\bar{\delta} := \frac{1-\rho^k}{2}$, which is closer to $\frac{1}{2}$ compared to the flip probability in the original model, $\delta = \frac{1-\rho}{2}$. We note that there are two differences compared to the model used by the estimator in Section 2. First, due to the information supplied from the genie, here the average gain is $\bar{R}_i \in \{-1, 1\}$ with probability 1, to wit $|\bar{R}_i|$ never drops below 1; Second, there is no randomization between the blocks. In the definition of the estimator in Section 2 we indeed had the freedom to randomize the first sign in each block in order to make the blocks statistically independent, whereas here, in an impossibility bound, it is possible that statistical dependence between the blocks may result improved estimation rates (though as we shall see, this is essentially not the case). In what follows, we denote by $\bar{P}_\theta^{(\ell)}$ the probability distribution of \bar{Y}_1^ℓ under the model (147) with flip probability $\bar{\delta}$ (i.e., as with signs as in (148)). At this point, the trade-off involved in an optimal choice of k is already apparent – as the block length k increases, the dependence between the blocks, as reflected by the flip probability $\bar{\delta} = \frac{1-\rho^k}{2}$, decreases. On the other hand, the largest lower bound is attained when the genie reveals minimal information, that is, when k is minimal. Our choice of k is thus essentially the minimal value required so that $\frac{1-\rho^k}{2} \rightarrow \frac{1}{2}$, and specifically chosen as $k = \frac{\log(n)}{\delta}$.

Second step (change of measure): We denote by $p_\delta(s_1^\ell) = \mathbb{P}[S_1^\ell = s_1^\ell]$ the probability distribution of ℓ sign samples drawn according to the law of a homogeneous binary symmetric Markov chain with $\mathbb{P}[S_0 = 1] = 1/2$ and flip probability δ . Note that $p_{1/2}(s_1^\ell)$ is then an i.i.d. model, with uniform random signs. The next lemma uniformly bounds the ratio between $p_\delta(s_1^\ell)$ and $p_{1/2}(s_1^\ell)$ when δ is close to $1/2$, as was obtained in the first step.

Lemma 12. *Let $S_0^\ell \in \{-1, 1\}^{\ell+1}$ be a homogeneous binary symmetric Markov chain with $\mathbb{P}[S_0 = 1] = 1/2$ and flip probability $\delta \in [0, \frac{1}{2}]$, and let $p_\delta(s_1^\ell) = \mathbb{P}[S_1^\ell = s_1^\ell]$. Furthermore, for $\bar{\delta} = \frac{1-\rho^k}{2}$ where $\rho = 1 - 2\delta$ and $k = \frac{\log(n)}{\delta}$ it holds that*

$$1 - \frac{1}{n} \leq \frac{p_{\bar{\delta}}(s_1^\ell)}{p_{1/2}(s_1^\ell)} \leq 1 + \frac{2}{n}. \quad (150)$$

Proof. Note that $p_{1/2}(s_1^\ell) = \frac{1}{2^\ell}$ for all $s_1^\ell \in \{-1, 1\}^\ell$. Then, since $\delta \in [0, \frac{1}{2}]$, letting $\rho = 1 - 2\delta$,

$$p_\delta(s_1^\ell) \leq (1 - \delta)^\ell = \left(\frac{1 + \rho}{2}\right)^\ell = p_{1/2}(s_1^\ell) (1 + \rho)^\ell = p_{1/2}(s_1^\ell) (2 - 2\delta)^\ell \quad (151)$$

and

$$p_\delta(s_1^\ell) \geq \delta^\ell = \left(\frac{1 - \rho}{2}\right)^\ell = p_{1/2}(s_1^\ell) (1 - \rho)^\ell = p_{1/2}(s_1^\ell) (2\delta)^\ell. \quad (152)$$

It this holds that

$$(2\delta)^\ell \leq \frac{p_\delta(s_1^\ell)}{p_{1/2}(s_1^\ell)} \leq (2 - 2\delta)^\ell. \quad (153)$$

Substituting $\delta = \bar{\delta} = \frac{1 - \rho^k}{2}$, the upper bound on $\frac{p_{\bar{\delta}}(s_1^\ell)}{p_{1/2}(s_1^\ell)}$ is further upper bounded as

$$(1 + \rho^k)^\ell = \left(1 + (1 - 2\bar{\delta})^{\frac{\log(n)}{\bar{\delta}}}\right)^\ell \quad (154)$$

$$\stackrel{(a)}{\leq} \left(1 + \frac{1}{n^2}\right)^\ell \quad (155)$$

$$\leq \left(1 + \frac{1}{n^2}\right)^n \quad (156)$$

$$\stackrel{(a)}{\leq} e^{1/n} \quad (157)$$

$$\stackrel{(b)}{\leq} 1 + \frac{2}{n}, \quad (158)$$

where both transitions denoted (a) follow from $1 + x \leq e^x$ for $x \in \mathbb{R}$, and (b) follows from $e^x \leq 1 + 2x$ for $x \in [0, 1]$. Similarly, the lower bound on $\frac{p_{\bar{\delta}}(s_1^\ell)}{p_{1/2}(s_1^\ell)}$ is further lower bounded as

$$(1 - \rho^k)^\ell = \left(1 - (1 - 2\bar{\delta})^{\frac{\log(n)}{\bar{\delta}}}\right)^\ell \quad (159)$$

$$\stackrel{(a)}{\geq} \left(1 - \frac{1}{n^2}\right)^\ell \quad (160)$$

$$\geq \left(1 - \frac{1}{n^2}\right)^n \quad (161)$$

$$\stackrel{(b)}{\geq} 1 - \frac{1}{n}, \quad (162)$$

where (a) follows again from $1 + x \leq e^x$ for $x \in \mathbb{R}$, and (b) follows from Bernoulli's inequality $(1 - x)^r \geq 1 - rx$ for $x \in [0, 1]$ and $r \geq 1$. \square

Let $\tilde{P}_\theta^{(\ell)}$ denote the Gaussian mixture model (i.e., with flip probability 1/2) corresponding to ℓ samples with means at $\pm\theta \in \mathbb{R}^d$, and note that it has the same ℓ marginal distributions as the genie-aided reduced model $\bar{P}_\theta^{(\ell)}$ (with flip probability $\bar{\delta}$). As discussed, the probability distributions $\tilde{P}_\theta^{(\ell)}$ and $\bar{P}_\theta^{(\ell)}$ are close. The following lemma provides a change-of-measure bound on the KL divergence for this case.

Lemma 13. *Let U_1^ℓ (resp. V_1^ℓ) be distributed according to a probability distribution $P \equiv P_{U_1 \dots U_\ell}$ (resp. $Q \equiv Q_{U_1 \dots U_\ell}$) on $(\mathbb{R}^d)^\ell$, and let $\tilde{P} \equiv \tilde{P}_{U_1 \dots U_\ell} := \prod_{i=1}^n P_{U_i}$ and $\tilde{Q} \equiv \tilde{Q}_{V_1 \dots V_\ell} := \prod_{i=1}^n Q_{V_i}$ be the product distributions of their marginal distributions. Let*

$$\beta_P := \sup_{u_1^\ell \in (\mathbb{R}^d)^\ell} \left(\frac{P_{U_1 \dots U_\ell}(u_1^\ell)}{\tilde{P}_{U_1 \dots U_\ell}(u_1^\ell)} \right) \quad (163)$$

and

$$\beta_Q := \sup_{u_1^\ell \in (\mathbb{R}^d)^\ell} \left(\frac{\tilde{Q}_{V_1 \dots V_\ell}(u_1^\ell)}{Q_{V_1 \dots V_\ell}(u_1^\ell)} \right). \quad (164)$$

Then,

$$D_{\text{KL}}(P \parallel Q) \leq D_{\text{KL}}(\tilde{P} \parallel \tilde{Q}) + \log(\beta_P \cdot \beta_Q). \quad (165)$$

Proof. Since \tilde{Q} is a product distribution, and since P and \tilde{P} have the same marginal distributions on \mathbb{R}^d (at each time point) then

$$\begin{aligned} & \int P_{U_1 \dots U_\ell}(u_1^\ell) \log \left(\frac{1}{\tilde{Q}_{V_1 \dots V_\ell}(u_1^\ell)} \right) du_1^\ell \\ &= \sum_{i=1}^{\ell} \int P_{U_1 \dots U_\ell}(u_1^\ell) \log \left(\frac{1}{\tilde{Q}_{V_i}(u_i)} \right) du_1^\ell \end{aligned} \quad (166)$$

$$= \sum_{i=1}^{\ell} \int P_{U_i}(u_i) \log \left(\frac{1}{\tilde{Q}_{V_i}(u_i)} \right) du_i \quad (167)$$

$$= \sum_{i=1}^{\ell} \int \tilde{P}_{U_i}(u_i) \log \left(\frac{1}{\tilde{Q}_{V_i}(u_i)} \right) du_i \quad (168)$$

$$= \sum_{i=1}^{\ell} \int \tilde{P}_{U_1 \dots U_\ell}(u_1^\ell) \log \left(\frac{1}{\tilde{Q}_{V_i}(u_i)} \right) du_1^\ell \quad (169)$$

$$= \int \tilde{P}_{U_1 \dots U_\ell}(u_1^\ell) \log \left(\frac{1}{\tilde{Q}_{V_1 \dots V_\ell}(u_1^\ell)} \right) du_1^\ell. \quad (170)$$

Using similar reasoning

$$\begin{aligned} & \int \tilde{P}_{U_1 \dots U_\ell}(u_1^\ell) \log \left(\tilde{P}_{U_1 \dots U_\ell}(u_1^\ell) \right) du_1^\ell \\ &= \sum_{i=1}^{\ell} \int \tilde{P}_{U_1 \dots U_\ell}(u_1^\ell) \log \left(\tilde{P}_{U_i}(u_i) \right) du_1^\ell \end{aligned} \quad (171)$$

$$= \sum_{i=1}^{\ell} \int \tilde{P}_{U_i}(u_i) \log \left(\tilde{P}_{U_i}(u_i) \right) du_i \quad (172)$$

$$= \sum_{i=1}^{\ell} \int P_{U_i}(u_i) \log \left(\tilde{P}_{U_i}(u_i) \right) du_i \quad (173)$$

$$= \sum_{i=1}^{\ell} \int P_{U_1 \dots U_\ell}(u_1^\ell) \log \left(\tilde{P}_{U_i}(u_i) \right) du_1^\ell \quad (174)$$

$$= \int P_{U_1 \dots U_\ell}(u_1^\ell) \log \left(\tilde{P}_{U_1 \dots U_\ell}(u_1^\ell) \right) du_1^\ell \quad (175)$$

$$= \int P_{U_1 \dots U_\ell}(u_1^\ell) \log \left(P_{U_1 \dots U_\ell}(u_1^\ell) \right) du_1^\ell + \int P_{U_1 \dots U_\ell}(u_1^\ell) \log \left(\frac{\tilde{P}_{U_1 \dots U_\ell}(u_1^\ell)}{P_{U_1 \dots U_\ell}(u_1^\ell)} \right) du_1^\ell. \quad (176)$$

Combining (170) and (176) results the following bound

$$\begin{aligned} & D_{\text{KL}}(P \parallel Q) \\ &= \int P_{U_1 \dots U_\ell}(u_1^\ell) \log \left(\frac{P_{U_1 \dots U_\ell}(u_1^\ell)}{Q_{V_1 \dots V_\ell}(u_1^\ell)} \right) du_1^\ell \end{aligned} \quad (177)$$

$$= \int P_{U_1 \dots U_\ell}(u_1^\ell) \log \left(\frac{P_{U_1 \dots U_\ell}(u_1^\ell)}{Q_{V_1 \dots V_\ell}(u_1^\ell)} \right) du_1^\ell + \int P_{U_1 \dots U_\ell}(u_1^\ell) \log \left(\frac{\tilde{Q}_{V_1 \dots V_\ell}(u_1^\ell)}{Q_{V_1 \dots V_\ell}(u_1^\ell)} \right) du_1^\ell \quad (178)$$

$$= \int \tilde{P}_{U_1 \dots U_\ell}(u_1^\ell) \log \left(\tilde{P}_{U_1 \dots U_\ell}(u_1^\ell) \right) du_1^\ell - \int P_{U_1 \dots U_\ell}(u_1^\ell) \log \left(\frac{\tilde{P}_{U_1 \dots U_\ell}(u_1^\ell)}{P_{U_1 \dots U_\ell}(u_1^\ell)} \right) du_1^\ell$$

$$+ \int P_{U_1 \dots U_\ell}(u_1^\ell) \log \left(\frac{1}{\tilde{Q}_{V_1 \dots V_\ell}(u_1^\ell)} \right) du_1^\ell + \int P_{U_1 \dots U_\ell}(u_1^\ell) \log \left(\frac{\tilde{Q}_{V_1 \dots V_\ell}(u_1^\ell)}{Q_{V_1 \dots V_\ell}(u_1^\ell)} \right) du_1^\ell \quad (179)$$

$$\leq \text{D}_{\text{KL}} \left(\tilde{P} \parallel \tilde{Q} \right) + \sup_{u_1^\ell \in (\mathbb{R}^d)^\ell} \log \left(\frac{P_{U_1 \dots U_\ell}(u_1^\ell)}{\tilde{P}_{U_1 \dots U_\ell}(u_1^\ell)} \right) + \sup_{u_1^\ell \in (\mathbb{R}^d)^\ell} \log \left(\frac{\tilde{Q}_{V_1 \dots V_\ell}(u_1^\ell)}{Q_{V_1 \dots V_\ell}(u_1^\ell)} \right), \quad (180)$$

as claimed by the lemma. \square

Third step (bound on the chi-square divergence): Let $\varphi(y; \theta, \sigma^2)$ be the Gaussian PDF with mean $\theta \in \mathbb{R}^d$ and covariance matrix $\sigma^2 \cdot I_d$. The next lemma bounds the chi-square divergence between a pair of such distributions with different means. Originally, a bound of this order was established in [Wu and Zhou, 2019, proof of Lemma 27] on the KL divergence, by splitting the first coordinate (which is assumed, w.l.o.g., to contain the signal) and the other $d - 1$ coordinates, using the chain rule, and then bounding each of the two KL terms with the corresponding chi-square divergence. Here we provide a direct upper bound on the chi-square divergence, which does not rely on splitting between the coordinates of the mean vector, and which might be of independent use in future works.

Lemma 14. *Let $\tilde{P}_\theta = \frac{1}{2}N(\theta, \sigma^2 \cdot I_d) + \frac{1}{2}N(-\theta, \sigma^2 \cdot I_d)$ be a balanced Gaussian mixture with means at $\pm\theta \in \mathbb{R}^d$. Then, if $\|\theta_0\| = \|\theta_1\| = t \leq \sigma$, then*

$$\chi^2(\tilde{P}_{\theta_1} \parallel \tilde{P}_{\theta_0}) \leq \frac{8t^2}{\sigma^4} \cdot \|\theta_0 - \theta_1\|^2. \quad (181)$$

Proof. For any $y \in \mathbb{R}^d$,

$$\tilde{P}_\theta(y) = \frac{1}{2} \frac{1}{(2\pi\sigma^2)^{d/2}} e^{-\frac{\|y-\theta\|^2}{2\sigma^2}} + \frac{1}{2} \frac{1}{(2\pi\sigma^2)^{d/2}} e^{-\frac{\|y+\theta\|^2}{2\sigma^2}} \quad (182)$$

$$= \varphi(y; 0, \sigma^2) \cdot e^{-\frac{\|\theta\|^2}{2\sigma^2}} \cdot \cosh \left(\frac{\theta^\top y}{\sigma^2} \right). \quad (183)$$

Then,

$$\begin{aligned} & \chi^2 \left(\tilde{P}_{\theta_1} \parallel \tilde{P}_{\theta_0} \right) \\ &= \int \frac{\left[\varphi(y; 0, \sigma^2) e^{-\frac{\|\theta_1\|^2}{2\sigma^2}} \cdot \cosh \left(\frac{\theta_1^\top y}{\sigma^2} \right) - \varphi(y; 0, \sigma^2) e^{-\frac{\|\theta_0\|^2}{2\sigma^2}} \cdot \cosh \left(\frac{\theta_0^\top y}{\sigma^2} \right) \right]^2}{\varphi(y; 0, \sigma^2) \cdot e^{-\frac{\|\theta_0\|^2}{2\sigma^2}} \cosh \left(\frac{\theta_0^\top y}{\sigma^2} \right)} \cdot dy \quad (184) \end{aligned}$$

$$= e^{\frac{\|\theta_0\|^2}{2\sigma^2}} \int \varphi(y; 0, \sigma^2) \frac{\left[e^{-\frac{\|\theta_1\|^2}{2\sigma^2}} \cdot \cosh \left(\frac{\theta_1^\top y}{\sigma^2} \right) - e^{-\frac{\|\theta_0\|^2}{2\sigma^2}} \cdot \cosh \left(\frac{\theta_0^\top y}{\sigma^2} \right) \right]^2}{\cosh \left(\frac{\theta_0^\top y}{\sigma^2} \right)} \cdot dy \quad (185)$$

$$\stackrel{(a)}{\leq} e^{\frac{\|\theta_0\|^2}{2\sigma^2}} \cdot \int \varphi(y; 0, \sigma^2) \left[e^{-\frac{\|\theta_1\|^2}{2\sigma^2}} \cdot \cosh \left(\frac{\theta_1^\top y}{\sigma^2} \right) - e^{-\frac{\|\theta_0\|^2}{2\sigma^2}} \cdot \cosh \left(\frac{\theta_0^\top y}{\sigma^2} \right) \right]^2 \cdot dy \quad (186)$$

$$\begin{aligned} &= e^{\frac{\|\theta_0\|^2}{2\sigma^2}} \cdot \int \varphi(y; 0, \sigma^2) e^{-\frac{\|\theta_1\|^2}{\sigma^2}} \cdot \cosh^2 \left(\frac{\theta_1^\top y}{\sigma^2} \right) \cdot dy \\ &\quad - 2e^{\frac{\|\theta_0\|^2}{2\sigma^2}} \cdot \int \varphi(y; 0, \sigma^2) e^{-\frac{\|\theta_1\|^2 + \|\theta_0\|^2}{2\sigma^2}} \cosh \left(\frac{\theta_1^\top y}{\sigma^2} \right) \cosh \left(\frac{\theta_0^\top y}{\sigma^2} \right) \cdot dy \\ &\quad + e^{\frac{\|\theta_0\|^2}{2\sigma^2}} \cdot \int \varphi(y; 0, \sigma^2) e^{-\frac{\|\theta_0\|^2}{\sigma^2}} \cdot \cosh^2 \left(\frac{\theta_0^\top y}{\sigma^2} \right) \cdot dy, \quad (187) \end{aligned}$$

where (a) follows since $\cosh(x) \geq 1$ for all $x \in \mathbb{R}$. We next evaluate the integral for each of the terms. First, for any $y \in \mathbb{R}^d$,

$$\int \varphi(y; 0, \sigma^2) \cosh^2 \left(\frac{\theta_1^\top y}{\sigma^2} \right) dy$$

$$\stackrel{(a)}{=} \int \varphi(y; 0, 1) \cdot \cosh^2 \left(\frac{\theta_1^\top y}{\sigma} \right) dy \quad (188)$$

$$\stackrel{(b)}{=} \int \varphi(t; 0, 1) \cdot \cosh^2 \left(\frac{\|\theta_1\| t}{\sigma} \right) dt \quad (189)$$

$$= \int \varphi(t; 0, 1) \left[\frac{\exp \left(\frac{\|\theta_1\| t}{\sigma} \right) + \exp \left(-\frac{\|\theta_1\| t}{\sigma} \right)}{2} \right]^2 dt \quad (190)$$

$$= \int \varphi(t; 0, 1) \frac{\exp \left(2 \frac{\|\theta_1\| t}{\sigma} \right) + 2 + \exp \left(-2 \frac{\|\theta_1\| t}{\sigma} \right)}{4} dt \quad (191)$$

$$\stackrel{(c)}{=} \frac{1}{2} + \frac{1}{2} \cdot e^{2 \frac{\|\theta_1\|^2}{\sigma^2}} \quad (192)$$

$$= e^{\frac{\|\theta_1\|^2}{\sigma^2}} \cosh \left(\frac{\|\theta_1\|^2}{\sigma^2} \right), \quad (193)$$

where (a) follows from the change of variables $y \rightarrow \frac{y}{\sigma}$, (b) follows from the rotational invariance of the Gaussian PDF $\varphi(y; 0, \sigma^2)$, we may assume that $\theta_1 = (\|\theta_1\|, 0, 0, \dots, 0)$, setting $t \in \mathbb{R}$ to be the first coordinate of y , and integrating over all other $d-1$ coordinates, and (c) follows from the Gaussian moment-generating function formula. The third term in the integral is similarly evaluated. For the second term,

$$\int \varphi(y; 0, \sigma^2) \left[2 \cosh \left(\frac{\theta_1^\top y}{\sigma^2} \right) \cosh \left(\frac{\theta_0^\top y}{\sigma^2} \right) \right] \cdot dy$$

$$\stackrel{(a)}{=} \int \varphi(y; 0, 1) \left[2 \cosh \left(\frac{\theta_1^\top y}{\sigma} \right) \cosh \left(\frac{\theta_0^\top y}{\sigma} \right) \right] \cdot dy \quad (194)$$

$$\stackrel{(b)}{=} \int \varphi(y; 0, 1) \cosh \left(\frac{(\theta_1 + \theta_0)^\top y}{\sigma} \right) \cdot dy + \int \varphi(y; 0, 1) \cosh \left(\frac{(\theta_1 - \theta_0)^\top y}{\sigma} \right) \cdot dy \quad (195)$$

$$\stackrel{(c)}{=} \int \varphi(t; 0, 1) \cosh \left(\frac{\|\theta_1 + \theta_0\| t}{\sigma} \right) \cdot dt + \int \varphi(t; 0, 1) \cosh \left(\frac{\|\theta_1 - \theta_0\| t}{\sigma} \right) \cdot dt \quad (196)$$

$$\stackrel{(d)}{=} e^{\frac{\|\theta_1 + \theta_0\|^2}{2\sigma^2}} + e^{\frac{\|\theta_1 - \theta_0\|^2}{2\sigma^2}} \quad (197)$$

$$= e^{\frac{\|\theta_0\|^2 + \|\theta_1\|^2}{2\sigma^2}} \cdot \left[e^{\frac{\theta_1^\top \theta_0}{\sigma^2}} + e^{-\frac{\theta_1^\top \theta_0}{\sigma^2}} \right] \quad (198)$$

$$= e^{\frac{\|\theta_0\|^2 + \|\theta_1\|^2}{2\sigma^2}} \cdot 2 \cosh \left(\frac{\theta_1^\top \theta_0}{\sigma^2} \right). \quad (199)$$

where (a) follows from the change of variables $y \rightarrow \frac{y}{\sigma}$, (b) follows from the identity $2 \cosh(x) \cosh(y) = \cosh(x+y) + \cosh(x-y)$, and (c) follows from rotational invariance, and (d) follows from

$$\int \varphi(t; 0, 1) \cosh(at) dt = \int \varphi(t; 0, 1) \frac{e^{at} + e^{-at}}{2} dt = e^{\frac{a^2}{2}}. \quad (200)$$

Continuing (187), we thus have

$$\chi^2 \left(\tilde{P}_{\theta_1} \parallel \tilde{P}_{\theta_0} \right) \leq e^{\frac{\|\theta_0\|^2}{2\sigma^2}} \cdot \left[\cosh \left(\frac{\|\theta_1\|^2}{\sigma^2} \right) - 2 \cosh \left(\frac{\theta_1^\top \theta_0}{\sigma^2} \right) + \cosh \left(\frac{\|\theta_0\|^2}{\sigma^2} \right) \right]. \quad (201)$$

Now, $\frac{d}{dx} \cosh(x) = \sinh(x)$ and $\frac{d^2}{dx^2} \cosh(x) = \cosh(x)$. In addition, if $0 \leq x \leq 1$ then it can be easily verified that $\sinh(x) \leq 2x$. Thus, if $0 \leq x \leq y \leq 1$ then

$$\cosh(y) - \cosh(x) = \int_x^y \frac{d}{dr} \cosh(r) dr = \int_x^y \sinh(r) dr \leq \int_x^y 2r dr = y^2 - x^2. \quad (202)$$

Moreover, $e^x \leq 1 + 2x$ for $x \in [0, 1]$. Thus, if we assume $\|\theta_0\| = \|\theta_1\| \leq \sigma$ we may further upper bound (201) as

$$\chi^2 \left(\tilde{P}_{\theta_1} \parallel \tilde{P}_{\theta_0} \right)$$

$$\leq e^{\frac{\|\theta_0\|^2}{2\sigma^2}} \cdot \left[\cosh\left(\frac{\|\theta_0\|^2}{\sigma^2}\right) - \cosh\left(\frac{|\theta_1^\top \theta_0|}{\sigma^2}\right) + \cosh\left(\frac{\|\theta_0\|^2}{\sigma^2}\right) - \cosh\left(\frac{|\theta_1^\top \theta_0|}{\sigma^2}\right) \right] \quad (203)$$

$$\stackrel{(a)}{\leq} 2 \cdot \left[\cosh\left(\frac{\|\theta_0\|^2}{\sigma^2}\right) - \cosh\left(\frac{|\theta_1^\top \theta_0|}{\sigma^2}\right) + \cosh\left(\frac{\|\theta_0\|^2}{\sigma^2}\right) - \cosh\left(\frac{|\theta_1^\top \theta_0|}{\sigma^2}\right) \right] \quad (204)$$

$$\stackrel{(b)}{\leq} 2 \cdot \frac{\|\theta_1\|^4 - (\theta_1^\top \theta_0)^2 + \|\theta_0\|^4 - (\theta_1^\top \theta_0)^2}{\sigma^4}, \quad (205)$$

where (a) follows since $e^{\frac{\|\theta_0\|^2}{2\sigma^2}} \leq 2$ under the assumption $\|\theta_0\|^2 \leq \sigma^2$, (b) follows from (202). Now, the numerator of (205) is further upper bounded as

$$\|\theta_1\|^4 - 2(\theta_1^\top \theta_0)^2 + \|\theta_0\|^4 \quad (206)$$

$$= (\theta_1^\top \theta_1)^2 - (\theta_1^\top \theta_0)(\theta_0^\top \theta_1) - (\theta_0^\top \theta_1)(\theta_1^\top \theta_0) + (\theta_0^\top \theta_0)^2 \quad (207)$$

$$= \text{Tr} [\theta_0 \theta_0^\top \theta_0 \theta_0^\top - \theta_0 \theta_0^\top \theta_1 \theta_1^\top - \theta_1 \theta_1^\top \theta_0 \theta_0^\top + \theta_1 \theta_1^\top \theta_1 \theta_1^\top] \quad (208)$$

$$= \text{Tr}[(\theta_0 \theta_0^\top - \theta_1 \theta_1^\top)^2] \quad (209)$$

$$= \|\theta_0 \theta_0^\top - \theta_1 \theta_1^\top\|_F^2 \quad (210)$$

$$= \|\theta_0 \theta_0^\top - \theta_0 \theta_1^\top + \theta_0 \theta_1^\top - \theta_1 \theta_1^\top\|_F^2 \quad (211)$$

$$\leq 2\|\theta_0 \theta_0^\top - \theta_0 \theta_1^\top\|_F^2 + 2\|\theta_0 \theta_1^\top - \theta_1 \theta_1^\top\|_F^2 \quad (212)$$

$$= 2\|\theta_0\|^2 \cdot \|\theta_0 - \theta_1\|^2 + 2\|\theta_1\|^2 \cdot \|\theta_0 - \theta_1\|^2, \quad (213)$$

where the inequality follows from $\|A + B\|_F^2 \leq 2\|A\|_F^2 + 2\|B\|_F^2$. Inserting this bound into (205), and using $\|\theta_0\| = \|\theta_1\| = t$ results the bound (181). \square

With the results of the three steps at hand, we may complete the proof of Theorem 2.

Proof of Theorem 2. Recall that we assume the low-dimension regime $3 \leq d \leq \delta n$. The condition $d \geq 3$ can be relaxed to $d \geq 2$, as promised in Theorem 2, using a different construction of the packing set. We leave this refinement to the end of this section. If $t \geq \sqrt{\delta}$ then the lower bound for the Gaussian location model (5) implies a bound of $\Theta(\sqrt{\frac{d}{n}})$. This can be verified by separately checking the only two cases $t \geq \sqrt{\frac{d}{n}} \geq \sqrt{\delta}$ and $t \geq \sqrt{\delta} \geq \sqrt{\frac{d}{n}}$ possible in the low dimension regime. We thus henceforth may concentrate on the regime $t \leq \sqrt{\delta}$. To continue, we henceforth assume the slightly stronger requirement $t \leq \sqrt{\frac{\delta}{\log n}} = \sqrt{\frac{1}{k}}$, where $\frac{1}{k}$ is the variance in the genie-aided reduced model.

Let $\bar{\delta} = \frac{1-\rho^k}{2}$ and recall that $\bar{P}_{\theta_m}^{(\ell)}$ is the Gaussian model with Markovian signs with flip probability $\bar{\delta}$. Further let $\varphi(y_1^\ell; \mu)$ be the Gaussian PDF for ℓ samples from a d_0 -dimensional model with mean $\mu \in (\mathbb{R}^{d_0})^\ell$ and covariance matrix $\Sigma = \frac{1}{k} I_{d_0} \otimes I_\ell \in \mathbb{R}_+^{d_0 \ell \times d_0 \ell}$. With this notation, it holds that

$$\bar{P}_{\theta_m}^{(\ell)}(y_1^\ell) = \sum_{r_1^\ell \in \{-1,1\}^\ell} p_{\bar{\delta}}(r_1^\ell) \cdot \varphi(y_1^\ell; r_1^\ell \otimes \theta_m). \quad (214)$$

Similarly, let $\tilde{P}_{\theta_m}^{(\ell)}$ be the Gaussian model with Markovian signs with flip probability $1/2$, that is, a Gaussian mixture model (which is, in fact, memoryless),

$$\tilde{P}_{\theta_m}^{(\ell)}(y_1^\ell) = \sum_{r_1^\ell \in \{-1,1\}^\ell} p_{1/2}(r_1^\ell) \cdot \varphi(y_1^\ell; r_1^\ell \otimes \theta_m) \quad (215)$$

$$= \prod_{i=1}^{\ell} \left[\frac{1}{2} \varphi(y_i; \theta_m) + \frac{1}{2} \varphi(y_i; -\theta_m) \right]. \quad (216)$$

Now, Lemma 12 implies that

$$1 - \frac{1}{n} \leq \min_{r_1^\ell \in \{-1,1\}^\ell} \frac{p_{\bar{\delta}}(r_1^\ell)}{p_{1/2}(r_1^\ell)} \leq \frac{\bar{P}_{\theta_m}^{(\ell)}(y_1^\ell)}{\tilde{P}_{\theta_m}^{(\ell)}(y_1^\ell)} \leq \max_{r_1^\ell \in \{-1,1\}^\ell} \frac{p_{\bar{\delta}}(r_1^\ell)}{p_{1/2}(r_1^\ell)} \leq 1 + \frac{2}{n}, \quad (217)$$

and hence

$$D_{\text{KL}}\left(\bar{P}_{\theta_m}^{(\ell)} \parallel \bar{P}_{\theta_0}^{(\ell)}\right) \stackrel{(a)}{\leq} D_{\text{KL}}\left(\tilde{P}_{\theta_m}^{(\ell)} \parallel \tilde{P}_{\theta_0}^{(\ell)}\right) + \log\left[\left(1 + \frac{2}{n}\right)\left(\frac{1}{1 - \frac{1}{n}}\right)\right] \quad (218)$$

$$\stackrel{(b)}{\leq} D_{\text{KL}}\left(\tilde{P}_{\theta_m}^{(\ell)} \parallel \tilde{P}_{\theta_0}^{(\ell)}\right) + 2 \log\left(1 + \frac{2}{n}\right) \quad (219)$$

$$\leq D_{\text{KL}}\left(\tilde{P}_{\theta_m}^{(\ell)} \parallel \tilde{P}_{\theta_0}^{(\ell)}\right) + \frac{4}{n} \quad (220)$$

$$\stackrel{(c)}{=} \ell \cdot D_{\text{KL}}\left(\tilde{P}_{\theta_m} \parallel \tilde{P}_{\theta_0}\right) + \frac{4}{n} \quad (221)$$

$$\stackrel{(d)}{\leq} \ell \cdot \chi^2\left(\tilde{P}_{\theta_m} \parallel \tilde{P}_{\theta_0}\right) + \frac{4}{n} \quad (222)$$

$$\stackrel{(e)}{\leq} 8 \frac{\ell t^2}{\sigma^4} \cdot \|\theta_0 - \theta_1\|^2 + \frac{4}{n} \quad (223)$$

$$\stackrel{(f)}{\leq} 32 \log(n) \cdot \frac{nt^4 \epsilon^2}{\delta} + \frac{4}{n} \quad (224)$$

where (a) follows from Lemma 13, (b) follows since $\frac{1}{1 - \frac{1}{n}} \leq 1 + \frac{2}{n}$ for $n \geq 2$, (c) follows from the tensorization property of the KL divergence, (d) follows from the fact (cf. [Tsybakov, 2008, Eq. (2.27)]) that $D_{\text{KL}}(P \parallel Q) \leq \chi^2(P \parallel Q)$ for any pair of probability measures P and Q , (e) follows from Lemma 14, and (f) follows from property (iv) of the packing set $\|\theta_0 - \theta_1\|^2 \leq 4t^2 \epsilon^2$ and $\sigma^2 = \frac{1}{k} = \frac{\delta}{\log n}$ and $\ell = \frac{n}{k}$.

Recall that from Fano's argument (143), the largest $\epsilon > 0$ so that $D_{\text{KL}}(\bar{P}_{\theta_m}^{(\ell)} \parallel \bar{P}_{\theta_0}^{(\ell)}) \leq \frac{d}{16}$ assures the bound $M(n, d, \delta, t) \geq \frac{\epsilon t}{128}$. Assuming that $\frac{4}{n} \leq \frac{d}{32}$, that is $n \geq \frac{128}{d}$, this will occur if $32 \log(n) \cdot \frac{nt^4 \epsilon^2}{\delta} \leq \frac{d}{32}$. This can be achieved by the choice $\epsilon = \frac{1}{32 \sqrt{\log(n)}} \cdot \min\left\{1, \frac{1}{t^2} \sqrt{\frac{d\delta}{n}}\right\}$. Using this value in the Fano's based bound then completes the proof of the theorem. \square

Relaxing $d \geq 3$ to $d \geq 2$ In the above proof, we assumed that $d \geq 3$. This condition can be relaxed to $d \geq 2$ by using a more careful construction of the packing set.

Lemma 15. *Let $d \geq 2$ be an integer and $\alpha \in (0, \frac{\pi}{2}]$ be an angle. Then there exists a $(2 \sin(\frac{\alpha}{2}))$ -packing on \mathbb{S}^{d-1} of size at least $\frac{\cos(\alpha)}{\sin^{d-1}(\alpha)}$.*

Proof. We will greedily construct the desired packing set. Let $\Delta = 2 \sin(\frac{\alpha}{2})$. Start with an arbitrary point on \mathbb{S}^{d-1} . In each of the following steps, put into the packing set another arbitrary point that is Δ -far from any existing points in the packing set and their antipodal points. Repeat this process until no more points can be put without violating the distance guarantee. Note that this construction guarantees that for any pair of distinct points θ, θ' in the packing set,

$$\text{loss}(\theta, \theta') = \min\{\|\theta - \theta'\|, \|\theta + \theta'\|\} > 2 \sin\left(\frac{\alpha}{2}\right) = \Delta. \quad (225)$$

We then lower bound the cardinality of the above packing set. For $\alpha \in [0, \frac{\pi}{2}]$, let $S(\alpha)$ denote the surface area of a spherical cap on \mathbb{S}^{d-1} of angular radius α . For $\theta \in \mathbb{S}^{d-1}$ and $\alpha \in [0, \frac{\pi}{2}]$, let $\mathbb{K}(\theta, \alpha) := \{\theta' \in \mathbb{S}^{d-1} : |\langle \theta, \theta' \rangle| \geq \cos(\alpha)\}$ denote the union of two spherical caps centered around θ and $-\theta$, respectively, of angular radius α each. Note that each new point θ in the construction induces a *forbidden region* on \mathbb{S}^{d-1} of surface area at most $|\mathbb{K}(\theta, \alpha)| = 2S(\alpha)$ in which following points cannot lie, since any point within $\mathbb{K}(\theta, \alpha)$ has distance at most $2 \sin(\frac{\alpha}{2}) = \Delta$ to either θ or $-\theta$. Also, the surface area of the forbidden region is *upper* bounded by $2S(\alpha)$ since $\mathbb{K}(\theta, \alpha)$ may overlap with $\mathbb{K}(\theta', \alpha)$ for some previous θ' . Therefore, by the step at which the greedy construction terminates, one must have put at least $\frac{2S(\frac{\pi}{2})}{2S(\alpha)} = \frac{S(\frac{\pi}{2})}{S(\alpha)}$ many points, where the numerator is nothing but the surface area of \mathbb{S}^{d-1} . [Blachman and Few, 1963, Eq. (1)] upper bounds the area ratio between

two spherical caps on \mathbb{S}^{d-1} as follows:

$$\frac{S(\alpha)}{S(\beta)} = \frac{\int_0^\alpha \sin^{d-2}(x) dx}{\int_0^\beta \sin^{d-2}(x) dx} \leq \sec(\alpha) \cdot \frac{\sin^{d-1}(\alpha)}{\sin^{d-1}(\beta)}. \quad (226)$$

Using this bound, we conclude that the cardinality of the constructed packing set is at least $\frac{\cos(\alpha)}{\sin^{d-1}(\alpha)}$, which finishes the proof. \square

By Lemma 15, a Δ -packing set can be obtained by setting $2 \sin\left(\frac{\alpha}{2}\right) = \Delta$. Therefore,

$$\sin\left(\frac{\alpha}{2}\right) = \frac{\Delta}{2}, \quad \cos\left(\frac{\alpha}{2}\right) = \sqrt{1 - \frac{\Delta^2}{4}}, \quad (227)$$

$$\sin(\alpha) = 2 \sin\left(\frac{\alpha}{2}\right) \cos\left(\frac{\alpha}{2}\right) = \Delta \sqrt{1 - \frac{\Delta^2}{4}}, \quad \cos(\alpha) = 1 - 2 \sin^2\left(\frac{\alpha}{2}\right) = 1 - \frac{\Delta^2}{2}, \quad (228)$$

and the cardinality of the packing set is at least

$$\left(1 - \frac{\Delta^2}{2}\right) \left(\Delta \sqrt{1 - \frac{\Delta^2}{4}}\right)^{-(d-1)}. \quad (229)$$

Setting $\Delta \sqrt{1 - \frac{\Delta^2}{4}} = \frac{1}{8}$, we have $\Delta = \frac{1}{2} \sqrt{8 - 3\sqrt{7}} \geq \frac{1}{8}$ and we get a $\frac{1}{8}$ -packing set $\Theta_M = \{\theta_m\}_{m \in [M]}$ of size at least $M \geq \frac{3\sqrt{7}}{8} \cdot 8^{-(d-1)} \geq 0.99 \cdot 8^{-(d-1)}$.

The above construction can be used in place of the one described at the beginning of Appendix B.2. The resulting lower bound on the minimax error rate follows from similar reasoning with suitably adjusted numerical constants. We sketch the rest of the proof below. By Fano's method [Wainwright, 2019, Proposition 15.2] (see also (140)),

$$M(n, d, \delta, t) \geq \frac{\epsilon t}{16} \left[1 - \frac{I(J; X_1^n) + \log 2}{\log M} \right] \quad (230)$$

$$\geq \frac{\epsilon t}{16} \left[1 - \frac{\max_{m \in [M]} \text{D}_{\text{KL}}(P_{\theta_m}^{(n)} \parallel P_{\theta_0}^{(n)}) + \log 2}{(d-1) \log 8 + \log 0.99} \right] \quad (231)$$

$$\geq \frac{\epsilon t}{16} \left[\frac{1}{2} - 4 \cdot \frac{\max_{m \in [M]} \text{D}_{\text{KL}}(P_{\theta_m}^{(n)} \parallel P_{\theta_0}^{(n)})}{d} \right], \quad (232)$$

where the last inequality follows since $d \geq 2$ implies (i) $(d-1) \log 8 + \log 0.99 \geq \frac{d}{4}$, (ii) $\frac{\log 2}{(d-1) \log 8 + \log 0.99} \leq \frac{\log 2}{\log 8 + \log 0.99} \leq \frac{1}{2}$. The proof of the bound $\max_{m \in [M]} \text{D}_{\text{KL}}(P_{\theta_m}^{(n)} \parallel P_{\theta_0}^{(n)}) \leq \frac{d}{16}$ can be completely reused which implies $M(n, d, \delta, t) \geq \frac{\epsilon t}{64}$. The same choice of ϵ then yields the desired lower bound on the minimax error rate in Theorem 2 for any $d \geq 2$.

C Proofs for Section 3: Estimation of δ for a given estimate of θ_*

C.1 Proof of Theorem 3: Analysis of the estimator

Proof of Theorem 3. We first note that since the estimator (19) does not exploit the correlation between X_i and X_j for $|i-j| \geq 2$, we may assume that the $n/2$ pairs of random variables (S_{2i-1}, S_{2i}) are independent by multiplying each pair of samples (X_{2i-1}, X_{2i}) by an i.i.d. random sign. By explicitly using $X_i = S_i \theta_* + Z_i$ in the definition of $\hat{\rho}$, and using the triangle inequality, we obtain that

$$\begin{aligned} |\hat{\rho} - \rho| \leq & \left| \frac{\|\theta_*\|^2}{\|\theta_\# \|^2} \frac{2}{n} \sum_{i=1}^{n/2} S_{2i} S_{2i-1} - \rho \right| + \left| \frac{2}{\|\theta_\# \|^2 n} \sum_{i=1}^{n/2} S_{2i} \theta_*^\top Z_{2i-1} \right| \\ & + \left| \frac{2}{\|\theta_\# \|^2 n} \sum_{i=1}^{n/2} S_{2i-1} \theta_*^\top Z_{2i} \right| + \left| \frac{2}{\|\theta_\# \|^2 n} \sum_{i=1}^{n/2} Z_{2i}^\top Z_{2i-1} \right|. \quad (233) \end{aligned}$$

We begin with the analysis of the first term. We note that

$$\frac{2}{n} \sum_{i=1}^{n/2} S_{2i} S_{2i-1} \stackrel{d}{=} \frac{2}{n} \sum_{i=1}^{n/2} R_i \quad (234)$$

where

$$R_i = \begin{cases} 1, & \text{w.p. } \frac{1+\rho}{2} \\ -1, & \text{w.p. } \frac{1-\rho}{2} \end{cases} \quad (235)$$

and $\{R_i\}_{i \in [n/2]}$ are i.i.d. with $\mathbb{E}[R_i] = 1 - 2\delta = \rho$ and $\mathbb{V}[R_i] = 4\delta(1 - \delta) \leq 4\delta$. Now, the first term in (233) is bounded by

$$\begin{aligned} & \left| \frac{\|\theta_*\|^2}{\|\theta_\# \|^2} \frac{2}{n} \sum_{i=1}^{n/2} R_i - \rho \right| \\ &= \left| \left(1 + \frac{\|\theta_*\|^2 - \|\theta_\# \|^2}{\|\theta_\# \|^2} \right) \frac{2}{n} \sum_{i=1}^{n/2} R_i - \rho \right| \end{aligned} \quad (236)$$

$$\leq \left| \frac{2}{n} \sum_{i=1}^{n/2} R_i - \rho \right| + \frac{|\|\theta_*\|^2 - \|\theta_\# \|^2|}{\|\theta_\# \|^2}, \quad (237)$$

where the last inequality follows since $\left| \frac{2}{n} \sum_{i=1}^{n/2} R_i \right| \leq 1$. In this last equation, the last term can be considered a bias of the estimator due to the mismatch between θ_* and $\theta_\#$. Now, by Bernstein's inequality for a sum of independent, zero-mean, bounded random variables $R_i - \mathbb{E}[R_i] \in [-2, 2]$ (cf. (323) from [Wainwright, 2019, Propostion 2.14])

$$\mathbb{P} \left[\left| \frac{2}{n} \sum_{i=1}^{n/2} R_i - \mathbb{E}[R_i] \right| \geq t \right] \leq 2 \exp \left(- \frac{\frac{n}{2} t^2}{2(4\delta + \frac{2t}{3})} \right), \quad (238)$$

and so with probability larger than $1 - \epsilon$

$$\left| \frac{2}{n} \sum_{i=1}^{n/2} R_i - \mathbb{E}[R_i] \right| \leq \frac{4}{3n} \log \left(\frac{2}{\epsilon} \right) + \frac{4}{3n} \sqrt{9n\delta \log \left(\frac{2}{\epsilon} \right) + \log^2 \left(\frac{2}{\epsilon} \right)} \quad (239)$$

$$\leq \sqrt{\frac{16\delta \log \left(\frac{2}{\epsilon} \right)}{n}} + \frac{8 \log \left(\frac{2}{\epsilon} \right)}{3n} \quad (240)$$

$$\leq 7 \log \left(\frac{2}{\epsilon} \right) \sqrt{\frac{\delta}{n}}, \quad (241)$$

since $\delta \geq \frac{1}{n}$.

The second term in (233) (and similarly, the third term in (233)) is

$$\frac{2}{\|\theta_\# \|^2 n} \sum_{i=1}^{n/2} S_{2i} \theta_\#^\top Z_{2i-1} \sim N \left(0, \frac{2}{\|\theta_\# \|^2 n} \right). \quad (242)$$

Thus, by the standard Chernoff bound for Gaussian random variables

$$\mathbb{P} \left[\left| \frac{2}{\|\theta_\# \|^2 n} \sum_{i=1}^{n/2} S_{2i} \theta_\#^\top Z_{2i-1} \right| > t \right] \leq 2e^{-\frac{\|\theta_\# \|^2 n t^2}{4}}, \quad (243)$$

and so with probability larger than $1 - \epsilon$

$$\left| \frac{2}{\|\theta_\# \|^2 n} \sum_{i=1}^{n/2} S_{2i} \theta_\#^\top Z_{2i-1} \right| \leq \sqrt{\frac{4}{n \|\theta_\# \|^2} \log \left(\frac{2}{\epsilon} \right)}. \quad (244)$$

The fourth term in (233) satisfies

$$\frac{2}{\|\theta_{\#}\|^2 n} \sum_{i=1}^{n/2} Z_{2i}^\top Z_{2i-1} \stackrel{d}{=} \frac{2}{\|\theta_{\#}\|^2 n} \sum_{i=1}^{nd/2} W_i \tilde{W}_i \quad (245)$$

where $\{W_i\}_{i \in [nd/2]}$ and $\{\tilde{W}_i\}_{i \in [nd/2]}$ are i.i.d. and $W_i, \tilde{W}_i \sim N(0, 1)$ are independent. It is well known [Vershynin, 2018, Lemma 2.7.7] that the product of two subGaussian random variables (even if they are not independent) is sub-exponential. Here, we have a simpler and exact characterization. Letting

$$W_i \tilde{W}_i = \left(\frac{W_i + \tilde{W}_i}{2} \right)^2 - \left(\frac{W_i - \tilde{W}_i}{2} \right)^2 \stackrel{d}{=} V_i^2 - \tilde{V}_i^2 \quad (246)$$

and since $V_i = \frac{1}{2}(W_i + \tilde{W}_i) \sim N(0, 1)$ and $\tilde{V}_i = \frac{1}{2}(W_i - \tilde{W}_i) \sim N(0, 1)$ are uncorrelated, they are independent. Letting $\chi_{nd/2}^2$ and $\tilde{\chi}_{nd/2}^2$ be a pair of independent chi-square random variables with $nd/2$ degrees of freedom, it then holds that

$$\frac{2}{\|\theta_{\#}\|^2 n} \sum_{i=1}^{n/2} Z_{2i}^\top Z_{2i-1} \stackrel{d}{=} \frac{2}{\|\theta_{\#}\|^2 n} \left(\chi_{nd/2}^2 - \tilde{\chi}_{nd/2}^2 \right) \quad (247)$$

$$= \frac{2}{\|\theta_{\#}\|^2 n} \left(\chi_{nd/2}^2 - \mathbb{E}[\chi_{nd/2}^2] + \mathbb{E}[\tilde{\chi}_{nd/2}^2] - \tilde{\chi}_{nd/2}^2 \right). \quad (248)$$

From the chi-square tail bound in (330) and (331) it holds that

$$\mathbb{P} \left[\left| \chi_{nd/2}^2 - \mathbb{E}[\chi_{nd/2}^2] \right| \geq 2\sqrt{nd/2t} + 2t \right] \leq 2e^{-t} \quad (249)$$

and so it holds with probability $1 - \epsilon$ that

$$\left| \chi_{nd/2}^2 - \mathbb{E}[\chi_{nd/2}^2] \right| \leq \sqrt{2nd \log \left(\frac{2}{\epsilon} \right)} + 2 \log \left(\frac{2}{\epsilon} \right) \leq 4\sqrt{nd} \log \left(\frac{2}{\epsilon} \right). \quad (250)$$

Hence, by the union bound

$$\frac{2}{\|\theta_{\#}\|^2 n} \sum_{i=1}^{n/2} Z_i^\top Z_{i-1} \leq \frac{16 \log \left(\frac{2}{\epsilon} \right)}{\|\theta_{\#}\|^2} \sqrt{\frac{d}{n}}. \quad (251)$$

with probability $1 - \epsilon$. The claim (20) follows from the analysis of the terms above, the choice of $\epsilon = \frac{2}{n}$ and a union bound. \square

C.2 Proof of Proposition 5: Impossibility lower bound

The effect of knowledge of θ_* To begin, it is apparent that if $\|\theta_*\|^2 = \|\theta_{\#}\|^2$, the first term in (20) vanishes, and the loss is bounded by the remaining terms. Furthermore, if $\|\theta_*\| \leq 1$ then the dominant term in the brackets is $\frac{1}{\|\theta_*\|^2} \sqrt{\frac{d}{n}}$, and evidently, dominant error term suffers from a penalty of \sqrt{d} , even though, essentially, ρ is a one-dimensional parameter. If θ_* is known exactly up to a sign, that is $\theta_{\#} = \pm \theta_*$ (and it is not just their norms which are equal), then the estimation error can be reduce to the case of $d = 1$. This is a simple consequence of the rotational invariance of the distribution of the Gaussian noise, which implies that the projections $(\pm \theta_*^\top X_i)_{i=1}^n$ are sufficient statistics for the estimation of ρ . The estimator constructs the projections

$$U_i := \frac{\theta_{\#}^\top X_i}{\|\theta_{\#}\|} = \pm \|\theta_*\| \cdot S_i + \frac{\pm \theta_*^\top Z_i}{\|\theta_*\|} \stackrel{d}{=} \|\theta_*\| \cdot S_i + W_i, \quad (252)$$

where $W_i \sim N(0, 1)$. This is effectively a one-dimensional model with parameter given by $\|\theta_*\|$, and so Corollary 4 immediately follows from Theorem 3.

Tightness of the impossibility lower bound Evidently, Corollary 4 and Proposition 5 match in their dependence on the number of samples $\Theta(\frac{1}{\sqrt{n}})$, but it is not clear what the optimal dependence on $\|\theta_*\|$ is. The estimator we propose is based on the moment $\rho = \mathbb{E}[U_i U_{i-1}]$ and can be contrasted with likelihood based methods as follows. Letting $p_\delta(s_0^n)$ denote the probability of the sign sequence s_0^n with flip probability δ , and letting $\varphi(x)$ denote the standard Gaussian density, the likelihood of u_1^n is given by

$$P_{\delta, \theta_*}(u_1^n) = \sum_{s_0^n \in \{\pm 1\}^{n+1}} p_\delta(s_0^n) \cdot \prod_{i \in [n]} \varphi(u_i - s_i \|\theta_*\|). \quad (253)$$

This function is a large degree polynomial in δ on the order of n . Even if one sums only over s_0^n with the typical number of flips, then this degree is $\Theta(\delta n)$, which means this polynomial has a degree which blows up with n . Thus, the MLE may indeed be sensitive to empirical errors. The update of the Baum-Welch algorithm (or EM) can also be easily computed and contrasted with our proposed estimator. Letting P_{δ, θ_*} denote the probability distribution of the corresponding model with flip probability δ and mean parameter θ_* , the Baum-Welch estimate $\hat{\delta}^{(j)}$ at iteration j is given by

$$\hat{\delta}^{(j)} = \frac{1}{n} \sum_{i=1}^n P_{\hat{\delta}^{(j-1)}, \theta_*}(S_i \neq S_{i-1} \mid u_1^n). \quad (254)$$

Evidently, the inner estimate is the probability that $S_i \neq S_{i-1}$ conditioned on the entire sample u_1^n , rather than just u_i, u_{i-1} as in our proposed estimator in (19). However, deriving sharp error rate bounds for this estimator seems to be a challenging task.

In terms of minimax lower bounds, the difficulty arises since a reduction to an (almost) memoryless GMM as in lower bound for the estimation of θ_* in Theorem 2 does not seem fruitful. A standard application of Le-Cam’s method requires bounding the total variation between models P_{δ_1, θ_*} and P_{δ_2, θ_*} for some “close” δ_1, δ_2 (e.g., $\delta_1 = 0$ and $\delta_2 = \epsilon$). The total variation is then typically bounded by the KL divergence. However, the KL divergence does not tensorize (due to the memory), and using the chain rule requires evaluating the KL divergence for the process U_1^n which is not a Markov process (but rather an HMM). Alternatively, further bounding the n -dimensional KL divergence with a chi-square divergence, which is a convenient choice for mixture models, leads to an excessively large bound.

The proof’s main ideas The proof is based on Le-Cam’s method that is applied to a genie-aided model in which the estimator knows every other sign $S_0, S_2, S_4, \dots, S_n$. The main technical challenge is then to bound the total variation for this genie-aided model. A complete proof is presented below.

Proof of Proposition 5. For a given $\delta \in [0, 1]$ let $P_\delta^{(n)}$ denote the probability distribution of U_1^n under the model (252), that is $U_i = t \cdot S_i + W_i, i \in [n]$, where $t \equiv \|\theta_*\|$ and S_i is a binary symmetric Markov chain with flip probability δ , and $\mathbb{P}[S_0 = 1] = \frac{1}{2}$. It should be noted that $P_\delta^{(n)}$ is a distribution on \mathbb{R}^n which is *not* a product distribution. To lower bound the estimation error of an estimator $\hat{\delta}(U_1^n)$, we consider a genie-aided estimator which is informed with the values of $S_0, S_2, S_4, \dots, S_n$ (assuming for simplicity that n is even). We then set $\epsilon \in (0, \frac{1}{2})$ and use Le-Cam’s two point method [Wainwright, 2019, Section 15.2] with $\delta_0 = \frac{1}{2}$ and $\delta_1 = \frac{1}{2} - \epsilon$. Let us denote by $Q_{U_1^n S_0^n}$ (resp. $P_{U_1^n S_0^n}$) the joint probability distribution of U_1^n and S_0^n under $\delta = \frac{1}{2}$ (resp. $\delta = \frac{1}{2} - \epsilon$), and marginals and conditional versions by standard notation, e.g., $Q_{U_2 U_4 | S_0 S_2}$. The proof of the proposition follows from Le-Cam’s two point method, which states that for any estimator $\hat{\delta}(U_1^n, S_0, S_2, S_4, \dots, S_n)$, and thus also for any less informed estimator $\hat{\delta}(U_1^n)$,

$$\mathbb{E} \left[\left| \hat{\delta} - \delta \right| \right] \geq \frac{\epsilon}{2} \cdot (1 - \text{d}_{\text{TV}}(P_{U_1 U_2 \dots U_n S_0 S_2 S_4 \dots S_n}, Q_{U_1 U_2 \dots U_n S_0 S_2 S_4 \dots S_n})). \quad (255)$$

We next obtain a bound on the total variation distance in Lemma 16 of $4\sqrt{n}\epsilon$ for $t \leq \frac{1}{\sqrt{2}}$ and choosing $\epsilon = \frac{1}{8\sqrt{n}}$ in (255) completes the proof of the lower bound. \square

Lemma 16. *If $t \leq 1/\sqrt{2}$ then*

$$\text{d}_{\text{TV}}(P_{U_1 U_2 \dots U_n, S_0 S_2 S_4 \dots S_n}, Q_{U_1 U_2 \dots U_n, S_0 S_2 S_4 \dots S_n}) \leq \sqrt{\frac{5}{2}} n \epsilon + \sqrt{8nt} \epsilon. \quad (256)$$

Proof. By Pinsker's inequality (e.g., [Tsybakov, 2008, Lemma 2.5]), it holds for any pair of probability measures P, Q that $d_{\text{TV}}(P, Q) \leq \sqrt{\frac{1}{2}D_{\text{KL}}(Q, P)}$. We next upper bound the KL divergence. To this end, recall the chain rule, that for any joint distributions P_{XY} and Q_{XY} (with conditional distributions $P_{Y|X}, Q_{Y|X}$) the chain rule for the KL divergence states that $D_{\text{KL}}(P_{XY} \parallel Q_{XY}) = D_{\text{KL}}(P_X \parallel Q_X) + D_{\text{KL}}(P_{Y|X} \parallel Q_{Y|X} \mid P_X)$ where $D_{\text{KL}}(P_{Y|X} \parallel Q_{Y|X} \mid P_X) := \int D_{\text{KL}}(P_{Y|X} \parallel Q_{Y|X})dP_X$ is the conditional KL divergence [Cover and Thomas, 2006, Theorem 2.5.3]. Thus,

$$\begin{aligned} & D_{\text{KL}}(P_{U_1 U_2 \dots U_n, S_0 S_2 S_4 \dots S_n} \parallel Q_{U_1 U_2 \dots U_n, S_0 S_2 S_4 \dots S_n}) \\ &= D_{\text{KL}}(P_{S_0 S_2 S_4 \dots S_n} \parallel Q_{S_0 S_2 S_4 \dots S_n}) \end{aligned} \quad (257)$$

$$+ D_{\text{KL}}(P_{U_1 U_2 \dots U_n \mid S_0 S_2 S_4 \dots S_n} \parallel Q_{U_1 U_2 \dots U_n \mid S_0 S_2 S_4 \dots S_n} \mid P_{S_0 S_2 S_4 \dots S_n}). \quad (258)$$

We next bound each of the two KL divergences appearing in (257) and (258). First,

$$D_{\text{KL}}(P_{S_0 S_2 S_4 \dots S_n} \parallel Q_{S_0 S_2 S_4 \dots S_n}) \stackrel{(a)}{\leq} D_{\text{KL}}(P_{S_0^n} \parallel Q_{S_0^n}) \quad (259)$$

$$= \sum_{s_0^n \in \{-1, 1\}^{n+1}} P_{S_0^n}(s_0^n) \log \frac{P_{S_0^n}(s_0^n)}{Q_{S_0^n}(s_0^n)} \quad (260)$$

$$\stackrel{(b)}{=} (n+1) \log 2 - \sum_{s_0^n \in \{-1, 1\}^{n+1}} P_{S_0^n}(s_0^n) \log \frac{1}{P_{S_0^n}(s_0^n)} \quad (261)$$

$$\stackrel{(c)}{=} (n+1) \log 2 - H(S_0, S_1, \dots, S_n) \quad (262)$$

$$\stackrel{(d)}{=} (n+1) \log 2 - H(S_0) - \sum_{i=1}^n H(S_i \mid S_0^{i-1}) \quad (263)$$

$$\stackrel{(e)}{=} n \cdot \log 2 - \sum_{i=1}^n H(S_i \mid S_{i-1}) \quad (264)$$

$$\stackrel{(f)}{=} n \cdot \left[\log 2 - h_b \left(\frac{1}{2} - \epsilon \right) \right], \quad (265)$$

where (a) follows from the convexity of the KL divergence (recall $S_0^n = S_0, S_1, S_2, \dots, S_n$), (b) since $Q_{S_0^n}(s_0^n) = 2^{-(n+1)}$ for any $s_0^n \in \{\pm 1\}^{n+1}$, (c) follows by defining the entropy H of S_0^n (under the probability measure P), (d) follows from the chain rule of entropy and the definition of conditional entropy [Cover and Thomas, 2006, Theorem 2.2.1], (e) follows from Markovity and $H(S_0) = \log 2$, (f) follows from $H(S_i \mid S_{i-1}) = h_b(\delta_1) = h_b(\frac{1}{2} - \epsilon)$ where $h_b(\delta) := -\delta \log \delta - (1 - \delta) \log(1 - \delta)$ is the binary entropy function. Now, for $\epsilon \in (0, \frac{1}{2})$ the power series expansion of the binary entropy function results the bound

$$h_b \left(\frac{1}{2} - \epsilon \right) = \log 2 - \sum_{k=1}^{\infty} \frac{(2\epsilon)^{2k}}{2k(2k-1)} \quad (266)$$

$$\geq \log 2 - (2\epsilon)^2 \sum_{k=1}^{\infty} \frac{1}{2k(2k-1)} \quad (267)$$

$$\geq \log 2 - 4\epsilon^2 \sum_{k=1}^{\infty} \frac{1}{(2k-1)^2} \quad (268)$$

$$= \log 2 - \frac{\pi^2}{2} \epsilon^2 \quad (269)$$

$$\geq \log 2 - 5\epsilon^2. \quad (270)$$

Inserting this bound into (265) results that the first term in (257) is upper bounded as

$$D_{\text{KL}}(P_{S_0 S_2 S_4 \dots S_n} \parallel Q_{S_0 S_2 S_4 \dots S_n}) \leq 5n\epsilon^2. \quad (271)$$

We now move on to bound the second term in (258). To this end, we note that the distribution of U_1^n conditioned on $S_0, S_2, S_4, \dots, S_n$ can be decomposed in a simple way. First, under Q , the signs S_0^n

are i.i.d., and so U_1^n is a vector of independent samples from a Gaussian mixture model. Furthermore, U_i depends on the sign S_i but otherwise is independent of all other $S_1^n \setminus \{S_i\}$. Hence,

$$Q_{U_1 U_2 \dots U_n | S_0 S_2 S_4 \dots S_n} = Q_{U_1} \cdot Q_{U_2 | S_2} \cdot Q_{U_3} \cdot Q_{U_4 | S_4} \cdots Q_{U_{n-1}} \cdot Q_{U_n | S_n}, \quad (272)$$

that is, a model of independent samples, where the odd samples are drawn from a Gaussian mixture model, and the even samples from a Gaussian location model with known sign S_{2i} . Second, under P , an application of Bayes rule and the Markovity assumption results the decomposition to pairs of samples given by

$$\begin{aligned} & P_{U_1 U_2 \dots U_n | S_0 S_2 S_4 \dots S_n} \\ &= P_{U_1 U_2 | S_0 S_2 S_4 \dots S_n} \cdot P_{U_3 U_4 | S_0 S_2 S_4 \dots S_n U_1 U_2} \cdots P_{U_{n-1} U_n | S_0 S_2 S_4 \dots S_n U_1^{n-2}} \end{aligned} \quad (273)$$

$$= P_{U_1 U_2 | S_0 S_2} \cdot P_{U_3 U_4 | S_2 S_4} \cdots P_{U_{n-1} U_n | S_{n-2} S_n}. \quad (274)$$

The chain rule for the KL divergence therefore implies that

$$\begin{aligned} & \text{D}_{\text{KL}}(P_{U_1 U_2 \dots U_n | S_0 S_2 S_4 \dots S_n} \parallel Q_{U_1 U_2 \dots U_n | S_0 S_2 S_4 \dots S_n} \mid P_{S_0 S_2 S_4 \dots S_n}) \\ & \stackrel{(a)}{=} \text{D}_{\text{KL}}(P_{U_1 U_2 | S_0 S_2} \parallel Q_{U_1} \cdot Q_{U_2 | S_2} \mid P_{S_0 S_2}) + \text{D}_{\text{KL}}(P_{U_3 U_4 | S_2 S_4} \parallel Q_{U_3} \cdot Q_{U_4 | S_4} \mid P_{S_2 S_4}) \\ & \quad + \cdots + \text{D}_{\text{KL}}(P_{U_{n-1} U_n | S_{n-2} S_n} \parallel Q_{U_{n-1}} \cdot Q_{U_n | S_n} \mid P_{S_{n-2} S_n}) \end{aligned} \quad (275)$$

$$\stackrel{(b)}{=} \frac{n}{2} \cdot \text{D}_{\text{KL}}(P_{U_1 U_2 | S_0 S_2} \parallel Q_{U_1} \cdot Q_{U_2 | S_2} \mid P_{S_0 S_2}) \quad (276)$$

$$\stackrel{(c)}{=} \frac{n}{2} \cdot \text{D}_{\text{KL}}(P_{U_1 | S_0 S_2} \parallel Q_{U_1} \mid P_{S_0 S_2}) + \frac{n}{2} \cdot \text{D}_{\text{KL}}(P_{U_2 | S_0 S_2} \parallel Q_{U_2 | S_2} \mid P_{S_0 S_2}) \quad (277)$$

$$\stackrel{(d)}{=} \frac{n}{2} \cdot \text{D}_{\text{KL}}(P_{U_1 | S_0 S_2} \parallel Q_{U_1} \mid P_{S_0 S_2}) \quad (278)$$

$$\stackrel{(e)}{=} \frac{n}{2} \cdot \text{D}_{\text{KL}}(P_{U_1 | S_0=1, S_2} \parallel Q_{U_1} \mid P_{S_2 | S_0=1}) \quad (279)$$

where (a) follows from (274) and the chain rule for KL divergence, and (b) follows from the stationarity of the Markov chain, (c) follows again from the chain rule, (d) follows since $\text{D}_{\text{KL}}(P_{U_2 | S_0 S_2} \parallel Q_{U_2 | S_2} \mid P_{S_0 S_2}) = \text{D}_{\text{KL}}(P_{U_2 | S_2} \parallel Q_{U_2 | S_2} \mid P_{S_2}) = 0$, and (e) follows since by symmetry, we may condition on $S_0 = 1$. Thus, the last KL divergence in (279) should be averaged over the cases $S_2 = -1$ and $S_2 = 1$. For the first case, it holds that $P_{S_1 | S_0 S_2}(\cdot \mid 1, -1)$ is a uniform distribution on $\{\pm 1\}$. Hence, conditioned on $S_0 = 1, S_2 = -1$, under P , U_1 is a sample from a balanced Gaussian mixture, just as under Q . So,

$$\text{D}_{\text{KL}}(P_{U_1 | S_0=1, S_2=-1} \parallel Q_{U_1}) = 0. \quad (280)$$

So, the KL divergence is only comprised of the term in the second case $S_2 = 1$. Continuing to evaluate the KL divergence in (279), we get

$$\text{D}_{\text{KL}}(P_{U_1 | S_0=1, S_2} \parallel Q_{U_1} \mid P_{S_2 | S_0=1}) = P_{S_2 | S_0=1}(1) \cdot \text{D}_{\text{KL}}(P_{U_1 | S_0=1, S_2=1} \parallel Q_{U_1}) \quad (281)$$

$$\stackrel{(a)}{\leq} \text{D}_{\text{KL}}(P_{U_1 | S_0=1, S_2=1} \parallel Q_{U_1}) \quad (282)$$

$$\stackrel{(b)}{\leq} \chi^2(P_{U_1 | S_0=1, S_2=1} \parallel Q_{U_1}) \quad (283)$$

where (a) follows since $P_{S_2 | S_0}(1 \mid 1) = (1 - \delta_1)^2 + \delta_1^2 \leq 1$, and (b) follows from the chi-square divergence bound on the KL divergence (e.g., [Tsybakov, 2008, Eq. (2.27)]). Now, recall that under Q_{U_1} , it holds that $U_1 \sim \frac{1}{2}N(t, 1) + \frac{1}{2}N(-t, 1)$, and under $P_{U_1 | S_0=1, S_2=1}$ it holds that $U_1 \sim (1 - \alpha) \cdot N(t, 1) + \alpha N(-t, 1)$ where

$$\alpha = P_{S_1 | S_0 S_2}(-1 \mid 1, 1) = \frac{\delta_1^2}{(1 - \delta_1)^2 + \delta_1^2}. \quad (284)$$

Thus, the chi-square divergence in (283) is between a balanced Gaussian mixture (with probability that $S_1 = 1$ being $\frac{1}{2}$) and an unbalanced Gaussian mixture (with probability that $S_1 = 1$ being $1 - \alpha > \frac{1}{2}$). Let $\psi_\beta(u)$ denote the probability density function of $U = t \cdot S + W$ with $\mathbb{P}[S = -1] = 1 - \mathbb{P}[S = 1] = \beta$ and $W \sim N(0, 1)$. Then, if $\varphi(u) \equiv \frac{1}{\sqrt{2\pi}}e^{-u^2/2}$ is the standard Gaussian density function, it holds that

$$\psi_\beta(u) = \beta \cdot \varphi(u + t) + (1 - \beta) \cdot \varphi(u - t) \quad (285)$$

$$= \beta \cdot \frac{1}{\sqrt{2\pi}} e^{-(u+t)^2/2} + (1-\beta) \cdot \frac{1}{\sqrt{2\pi}} e^{-(u-t)^2/2} \quad (286)$$

$$= e^{-t^2/2} \cdot \varphi(u) \cdot [\beta \cdot e^{-ut} + (1-\beta) \cdot e^{ut}]. \quad (287)$$

Specifically, for $\beta = \frac{1}{2}$ it holds that $\psi_{1/2}(u) = e^{-t^2/2} \cdot \varphi(u) \cdot \cosh(ut)$. Therefore, the chi-square divergence from (283) is upper bounded as

$$\begin{aligned} & \chi^2(P_{U_1|S_0=1, S_2=1} \parallel Q_{U_1}) \\ &= \int_{-\infty}^{\infty} \frac{[P_{U_1|S_0, S_2}(u | 1, 1) - Q_{U_1}(u)]^2}{Q_{U_1}(u)} du \end{aligned} \quad (288)$$

$$= e^{-t^2/2} \cdot \int_{-\infty}^{\infty} \varphi(u) \frac{[(\alpha - \frac{1}{2}) \cdot e^{-ut} + (1 - \alpha - \frac{1}{2}) \cdot e^{ut}]^2}{\cosh(ut)} du \quad (289)$$

$$\stackrel{(a)}{\leq} e^{-t^2/2} \cdot \int_{-\infty}^{\infty} \varphi(u) \left[\left(\alpha - \frac{1}{2} \right) \cdot e^{-ut} + \left(1 - \alpha - \frac{1}{2} \right) \cdot e^{ut} \right]^2 du \quad (290)$$

$$= e^{-t^2/2} \cdot \int_{-\infty}^{\infty} \varphi(u) \left[\left(\alpha - \frac{1}{2} \right)^2 \cdot e^{-2ut} + 2 \left(\alpha - \frac{1}{2} \right) \left(1 - \alpha - \frac{1}{2} \right) + \left(1 - \alpha - \frac{1}{2} \right)^2 \cdot e^{2ut} \right] du \quad (291)$$

$$= e^{-t^2/2} \cdot \left[\left(\alpha - \frac{1}{2} \right)^2 e^{2t^2} + 2 \left(\alpha - \frac{1}{2} \right) \left(1 - \alpha - \frac{1}{2} \right) + \left(1 - \alpha - \frac{1}{2} \right)^2 e^{2t^2} \right] \quad (292)$$

$$\stackrel{(b)}{\leq} \left[\left(\alpha - \frac{1}{2} \right)^2 (1 + 4t^2) + 2 \left(\alpha - \frac{1}{2} \right) \left(1 - \alpha - \frac{1}{2} \right) + \left(1 - \alpha - \frac{1}{2} \right)^2 (1 + 4t^2) \right] \quad (293)$$

$$= 4t^2 \cdot \left[\left(\alpha - \frac{1}{2} \right)^2 + \left(1 - \alpha - \frac{1}{2} \right)^2 \right] \quad (294)$$

$$= 2t^2 \cdot [1 - 4\alpha(1 - \alpha)] \quad (295)$$

$$\stackrel{(c)}{=} 2t^2 \cdot \left[1 - \left(\frac{2 - 8\epsilon^2}{2 + 8\epsilon^2} \right)^2 \right] \quad (296)$$

$$= 2t^2 \cdot \left[1 - \frac{2 - 8\epsilon^2}{2 + 8\epsilon^2} \right] \left[1 + \frac{2 - 8\epsilon^2}{2 + 8\epsilon^2} \right] \quad (297)$$

$$= 2t^2 \cdot \left[\frac{64\epsilon^2}{(2 + 8\epsilon^2)^2} \right] \quad (298)$$

$$\leq 32t^2\epsilon^2, \quad (299)$$

where (a) follows since $\cosh(x) \geq 1$ for all $x \in \mathbb{R}$, (b) follows using the assumption $t \leq \frac{1}{\sqrt{2}}$, and so $e^{2t^2} \leq 1 + 4t^2$, and (c) is by setting

$$4\alpha(1 - \alpha) = 4 \frac{\delta_1^2(1 - \delta_1)^2}{[(1 - \delta_1)^2 + \delta_1^2]^2} = 4 \frac{(\frac{1}{2} - \epsilon)^2 (\frac{1}{2} + \epsilon)^2}{\left[(\frac{1}{2} + \epsilon)^2 + (\frac{1}{2} - \epsilon)^2 \right]^2} = \left(\frac{2 - 8\epsilon^2}{2 + 8\epsilon^2} \right)^2. \quad (300)$$

Using the bound (299) in (283), We thus conclude that

$$D_{\text{KL}}(P_{U_1|S_0=1, S_2} \parallel Q_{U_1} | P_{S_2|S_0=1}) \leq 32t^2\epsilon^2 \quad (301)$$

and then in (279) that the second KL term of (258) is upper bounded as

$$D_{\text{KL}}(P_{U_1 U_2 \dots U_n | S_0 S_2 S_4 \dots S_n} \parallel Q_{U_1 U_2 \dots U_n | S_0 S_2 S_4 \dots S_n} | P_{S_0 S_2 S_4 \dots S_n}) \leq 16nt^2\epsilon^2. \quad (302)$$

Combining this bound with the bound on the first KL term of (258) given in (271) we obtain

$$D_{\text{KL}}(P_{U_1 U_2 \dots U_n, S_0 S_2 S_4 \dots S_n} \parallel Q_{U_1 U_2 \dots U_n, S_0 S_2 S_4 \dots S_n}) \leq 5n\epsilon^2 + 16nt^2\epsilon^2. \quad (303)$$

The aforementioned Pinsker bound on the total variation distance, and the relation $\sqrt{a+b} \leq \sqrt{a} + \sqrt{b}$ then completes the proof. \square

D Proofs for Section 3: Analysis of Algorithm 1

Proof of Theorem 6. Before presenting the analysis of Algorithm 1, we first specify the choices of the constants $\lambda_\theta \geq 1$ and $\lambda_\delta \geq 1$. Recall that from Theorem 1 for a Markov model (θ_*, δ) in low dimension, $d \leq \delta n$, there exists a numerical constant $\lambda_\theta > 0$,³ so that the estimator $\hat{\theta} \equiv \hat{\theta}_{\text{cov}}(X_1^n; k = \frac{1}{8\delta})$, which assumes a perfect knowledge of δ , achieves with probability $1 - O(\frac{1}{n})$,

$$\text{loss}(\hat{\theta}, \theta_*) \leq \lambda_\theta \cdot \log(n) \cdot \begin{cases} \|\theta_*\|, & \|\theta_*\| \leq (\frac{\delta d}{n})^{1/4} \\ \frac{1}{\|\theta_*\|} \sqrt{\frac{\delta d}{n}}, & (\frac{\delta d}{n})^{1/4} \leq \|\theta_*\| \leq \sqrt{\delta} \\ \sqrt{\frac{d}{n}}, & \|\theta_*\| \geq \sqrt{\delta} \end{cases} \quad (304)$$

if $d \leq \delta n$, and

$$\text{loss}(\hat{\theta}, \theta_*) \leq \lambda_\theta \cdot \log(n) \cdot \begin{cases} \|\theta_*\|, & \|\theta_*\| \leq \sqrt{\frac{d}{n}} \\ \sqrt{\frac{d}{n}}, & \|\theta_*\| \geq \sqrt{\frac{d}{n}} \end{cases} \quad (305)$$

if $\delta n \leq d \leq n$. We assume that $\lambda_\theta \geq 1$, and otherwise replace λ_θ by 1.

In addition, it holds from Theorem 3 that for the estimator $\hat{\delta}$ for δ , which is based on a mismatched mean $\theta_\#$, i.e.,

$$\hat{\delta} \equiv \hat{\delta}_{\text{corr}}(X_1^n; \theta_\#) := \frac{1}{2} (1 - \hat{\rho}_{\text{corr}}(X_1^n; \theta_\#)), \quad (306)$$

there exists a numerical constant $\lambda_\delta > 0$, for which with probability larger than $1 - O(\frac{1}{n})$,

$$\text{loss}(\hat{\delta}, \delta) \leq \lambda_\delta \left[\frac{|\|\theta_*\|^2 - \|\theta_\#\|^2|}{\|\theta_\#\|^2} + \frac{\log(n)}{\|\theta_\#\|^2} \sqrt{\frac{d}{n}} \right] \quad (307)$$

assuming that $\|\theta_\#\| \leq 2$ in order to simplify the bound to the regime of interest. We assume here too that $\lambda_\delta \geq 1$, and otherwise replace λ_δ by 1.

For the analysis we assume that all three steps of the algorithm are successful estimation events. By the union bound, this occurs with probability $1 - O(\frac{1}{n})$.

Analysis of Step A:

First, suppose that

$$\|\theta_*\| \leq \lambda_\theta \log(n) \cdot \left(\frac{d}{n}\right)^{1/4}. \quad (308)$$

Then, it holds by (304) and (305) that

$$\|\hat{\theta}^{(A)}\| \leq \|\theta_*\| + \lambda_\theta \log(n) \cdot \left(\frac{\delta d}{n}\right)^{1/4} \leq 2\lambda_\theta \log(n) \left(\frac{d}{n}\right)^{1/4} \quad (309)$$

and thus the algorithm will stop and output $\hat{\theta} = 0$, for which it holds that $\text{loss}(\theta_*, \hat{\theta}^{(A)}) = \|\theta_*\|$. This agrees with (26) and (27).

Second, suppose that $\|\theta_*\| \geq 1$. Now, it holds by (304) and (305)

$$\|\hat{\theta}^{(A)}\| \geq \|\theta_*\| - \lambda_\theta \log(n) \sqrt{\frac{d}{n}} \geq \frac{1}{2}, \quad (310)$$

by the assumption $d \leq \frac{1}{4\lambda_\theta^2 \log^2(n)} \cdot n$. Thus the algorithm will stop and output $\hat{\theta} = \hat{\theta}^{(A)}$, for which it also holds that

$$\text{loss}(\theta_*, \hat{\theta}^{(A)}) \leq \lambda_\theta \cdot \log(n) \cdot \sqrt{\frac{d}{n}} \quad (311)$$

³The constants can be deduced from the proof, though they were not optimized. We reiterate that both λ_θ and λ_δ below are universal numerical constants. In particular, they do *not* depend on θ_* , δ or any other problem parameters. The subscripts are merely to emphasize that they are obtained in the estimation procedure for θ_* and δ , respectively.

(irrespective of the value of δ). This also agrees with (26) and (27).

Thus, the algorithm will continue to Step B only if

$$\lambda_\theta \log(n) \cdot \left(\frac{d}{n}\right)^{1/4} \leq \|\theta_*\| \leq 1 \quad (312)$$

which we henceforth assume. As a preparation for Step B, in which $\hat{\theta}^{(A)}$ will play the role of $\theta_\#$ (the mismatched mean estimator of Section 3) in an estimation of δ , we bound the absolute value $\left| \|\hat{\theta}^{(A)}\| - \|\theta_*\| \right|$ and also show that $\|\hat{\theta}^{(A)}\| \geq \frac{1}{2}\|\theta_*\|$. To this end, we may repeat the arguments of the proof of Theorem 1, and specifically, arguments similar to (126) to show that

$$\left| \|\hat{\theta}^{(A)}\| - \|\theta_*\| \right| \lesssim \log(n) \cdot \psi\left(n, d, \delta = \frac{1}{2}, k = 1\right) \quad (313)$$

$$= \log(n) \cdot \left[2\sqrt{\frac{\delta}{n}} \cdot \|\theta_*\|^2 + 2\sqrt{\frac{d}{n}} \cdot \|\theta_*\| + 13\sqrt{\frac{d}{n}} + 10\frac{d}{n} \right]. \quad (314)$$

Note that the probability of this event is $1 - O(\frac{1}{n})$, and is included in the successful estimation event mentioned in the beginning of the proof. Under the assumption $\|\theta_*\| \leq 1$ it then holds that

$$\left| \|\hat{\theta}^{(A)}\| - \|\theta_*\| \right| \leq \lambda_\theta \log(n) \cdot \sqrt{\frac{d}{n}}. \quad (315)$$

Note that we take $\lambda_\theta > 0$ to be large enough so that this holds. The assumed case $\|\theta_*\| \geq \lambda_\theta \log(n) \cdot \left(\frac{d}{n}\right)^{1/4}$, and the assumption of the theorem $d \leq \frac{n}{6}$ then imply that

$$\frac{1}{2}\|\theta_*\| \leq \|\hat{\theta}^{(A)}\| \leq 2\|\theta_*\| \leq 2. \quad (316)$$

Analysis of Step B:

Setting $\theta_\# = \hat{\theta}^{(A)}$ and utilizing the two properties just derived in (315) and (316), (307) implies that

$$\text{loss}(\hat{\delta}^{(B)}, \delta) \leq \lambda_\delta \left[\frac{\left| \|\theta_*\|^2 - \|\theta_\#\|^2 \right|}{\|\theta_\#\|^2} + \frac{\log(n)}{\|\theta_\#\|^2} \sqrt{\frac{d}{n}} \right] \quad (317)$$

$$\leq 4\lambda_\delta \lambda_\theta \frac{\log(n)}{\|\theta_*\|^2} \sqrt{\frac{d}{n}}. \quad (318)$$

There are two cases. First suppose that $\|\theta_*\| \geq \sqrt{8\lambda_\delta \lambda_\theta \log(n)} \left(\frac{d}{\delta^2 n}\right)^{1/4}$. In this case,

$$\text{loss}(\hat{\delta}^{(B)}, \delta) \leq \frac{\delta}{2} \quad (319)$$

and so

$$\frac{1}{2}\delta \leq \hat{\delta}^{(B)} \leq 2\delta. \quad (320)$$

In addition, from (316) it holds that

$$64\lambda_\delta \lambda_\theta \frac{\log(n)}{\|\hat{\theta}^{(A)}\|^2} \sqrt{\frac{d}{n}} \geq 16\lambda_\delta \lambda_\theta \frac{\log(n)}{\|\theta_*\|^2} \sqrt{\frac{d}{n}} \geq 2\delta \geq \hat{\delta}^{(B)} \quad (321)$$

and so the algorithm will continue to Step C. Now, suppose that $\|\theta_*\| \leq \sqrt{8\lambda_\delta \lambda_\theta \log(n)} \left(\frac{d}{\delta^2 n}\right)^{1/4}$. If the algorithm stops then $\hat{\theta} = \hat{\theta}^{(A)}$, and the estimation rates of the Gaussian mixture model are achieved, which agrees with (26) and (27). If the algorithm does not stop and proceeds to Step C then it holds that

$$\hat{\delta}^{(B)} \geq 64\lambda_\delta \lambda_\theta \frac{\log(n)}{\|\hat{\theta}^{(A)}\|^2} \sqrt{\frac{d}{n}} \geq 16\lambda_\delta \lambda_\theta \frac{\log(n)}{\|\theta_*\|^2} \sqrt{\frac{d}{n}} \geq \delta, \quad (322)$$

by (316) and the assumption $\|\theta_*\| \leq \sqrt{8\lambda_\delta \lambda_\theta \log(n)} \left(\frac{d}{\delta^2 n}\right)^{1/4}$.

To conclude, there are cases in which the algorithm proceeds to Step C. If $\|\theta_*\| \geq \sqrt{8\lambda_\delta\lambda_\theta \log(n)} \left(\frac{d}{\delta^2 n}\right)^{1/4}$ then it proceeds Step C and (320) holds. Otherwise, the algorithm might proceed to Step C, yet now only $\hat{\delta}^{(B)} \geq \frac{1}{2}\delta$ is assured.

Analysis of Step C:

If the algorithm has proceeded to Step C, then it is guaranteed that $\hat{\delta}^{(B)} \geq \frac{1}{2}\delta$ (in any event). Recall that, ideally, had δ was known, the choice of the block length k for the estimator $\hat{\theta}_{\text{cov}}(X_{2n+1}^{3n}; k)$ is $k_* := \frac{1}{8\delta}$ (Section 2). It can be readily verified that the analysis of Section 2 is valid when using any *smaller* blocklength k , and that the error rate improve as k increases from $k = 1$ to $k = k_*$. In accordance to the analysis of Step B, there are two possible cases. If $\|\theta_*\| \geq \sqrt{8\lambda_\delta\lambda_\theta \log(n)} \left(\frac{d}{\delta^2 n}\right)^{1/4}$ then it holds that $\frac{1}{2}\delta \leq \hat{\delta}^{(B)} \leq 2\delta$. Using $k = \frac{1}{16\hat{\delta}^{(B)}}$ then assures that $k \leq k_*$. In addition, since the error bound scales linearly with $\psi(n, d, \delta, k)$ (see (92)), the error can increase by a factor at most 2. Thus, $\hat{\theta}^{(C)}$ achieves the error rates in (304) and (305), with a factor of 2. There are again two cases to consider. If $d \geq \frac{1}{64\lambda_\delta^2\lambda_\theta^2 \log^2(n)} \delta^4 n$, then the interval $(\sqrt{8\lambda_\delta\lambda_\theta \log(n)} \left(\frac{d}{\delta^2 n}\right)^{1/4}, \sqrt{\delta})$ is empty (its right end point is smaller than its left end point), and plugging k in the error rates of (304) and (305), the resulting error rates are as in the Gaussian mixture model. If $d \leq \frac{1}{64\lambda_\delta^2\lambda_\theta^2 \log^2(n)} \delta^4 n$ then the aforementioned interval is non-empty, and the resulting error rates agree with (26) and (27). Otherwise, if $\|\theta_*\| \leq \sqrt{8\lambda_\delta\lambda_\theta \log(n)} \left(\frac{d}{\delta^2 n}\right)^{1/4}$, and the estimator $\hat{\theta}_{\text{cov}}(X_{2n+1}^{3n}; k)$ operates with $k \leq k_*$, but k can be as low as 1. Thus, error rates of the Gaussian mixture are again achieved, and this agrees with (26) and (27). \square

E Useful results

Bernstein's inequality Let X_1, \dots, X_ℓ be independent random variables and $|X_i| \leq b$ almost surely for every $i \in [\ell]$. Then [Wainwright, 2019, Proposition 2.14]⁴ states

$$\mathbb{P} \left[\left| \frac{1}{\ell} \sum_{i=1}^{\ell} (X_i - \mathbb{E}[X_i]) \right| \geq \delta \right] \leq 2 \exp \left(- \frac{\ell \delta^2 / 2}{\frac{1}{\ell} \sum_{i=1}^{\ell} \mathbb{V}[X_i] + b\delta / 3} \right). \quad (323)$$

Norm of subGaussian random vectors A random vector $X \in \mathbb{R}^d$ is said to be σ^2 -subGaussian if $\mathbb{E}[X] = 0$ and

$$\mathbb{E} [\exp(tv^\top X)] \leq \exp \left(\frac{\sigma^2 t^2}{2} \right) \quad (324)$$

for every $t \in \mathbb{R}$ and every $v \in \mathbb{S}^{d-1}$. Let $X \in \mathbb{R}^d$ be a σ^2 -subGaussian random vector. Then from [Rigollet and Hütter, 2019, Theorem 1.19], we have for any $\delta > 0$,

$$\mathbb{P} \left[\max_{v \in \mathbb{B}^d} v^\top X \leq 4\sigma\sqrt{d} + 2\sigma\sqrt{2 \log \left(\frac{1}{\delta} \right)} \right] = \mathbb{P} \left[\|X\| \leq 4\sigma\sqrt{d} + 2\sigma\sqrt{2 \log \left(\frac{1}{\delta} \right)} \right] \geq 1 - \delta. \quad (325)$$

Gaussian covariance estimation Let $W \in \mathbb{R}^{\ell \times d}$ be a matrix with i.i.d. $N(0, 1)$ entries. Then [Wainwright, 2019, Example 6.2] implies that for any $\delta > 0$,

$$\mathbb{P} \left[\left\| \frac{1}{\ell} W^\top W - I_d \right\|_{\text{op}} \leq 2 \left(\sqrt{\frac{d}{n}} + \delta \right) + \left(\sqrt{\frac{d}{n}} + \delta \right)^2 \right] \geq 1 - 2e^{-n\delta^2/2}. \quad (326)$$

Davis-Kahan's perturbation bound Let $\Sigma, \hat{\Sigma}$ be symmetric matrices with the same dimensions. Let $\lambda_i(\Sigma)$ and $v_i(\Sigma)$ denote the i th largest eigenvalue and the associated eigenvector (of unit norm) of Σ . Fix i and assume that $\lambda_i(\Sigma)$ is well-separated from the rest of the spectrum of Σ :

$$\min_{j \neq i} |\lambda_i(\Sigma) - \lambda_j(\Sigma)| = \delta > 0. \quad (327)$$

⁴In the original form in [Wainwright, 2019, Proposition 2.14], on the right hand side of the inequality, $\mathbb{V}[X_i]$ is replaced with $\mathbb{E}[X_i^2]$ which leads to a seemingly worse concentration bound. However, applying this form of Bernstein's inequality to $Y_i = X_i - \mathbb{E}[X_i]$ allows us to conclude (323).

Then from [Vershynin, 2018, Theorem 4.5.5], we have

$$\text{loss}(v_i(\Sigma), v_i(\hat{\Sigma})) \leq 4 \frac{\|\Sigma - \hat{\Sigma}\|_{\text{op}}}{\delta}, \quad (328)$$

where $\text{loss}(\cdot, \cdot)$ was defined in (3).

Packing number Let $M(\delta; \mathbb{B}^d, \|\cdot\|)$ and $N(\delta; \mathbb{B}^d, \|\cdot\|)$ denote the δ -packing number and δ -covering number of \mathbb{B}^d w.r.t. $\|\cdot\|$, respectively. From [Wainwright, 2019, Lemma 5.7 and Example 5.8], we have

$$M(\delta; \mathbb{B}^d, \|\cdot\|) \geq N(\delta; \mathbb{B}^d, \|\cdot\|) \geq \left(\frac{1}{\delta}\right)^d. \quad (329)$$

Chi-square tail bounds From the chi-square tail bound in [Boucheron et al., 2013, Remark 2.11]

$$\mathbb{P} \left[\chi_\ell^2 - \ell \geq 2\sqrt{\ell t} + 2t \right] \leq e^{-t} \quad (330)$$

and

$$\mathbb{P} \left[\chi_\ell^2 - \ell \leq -2\sqrt{\ell t} \right] \leq e^{-t}. \quad (331)$$

F Numerical validation

In this section, we provide numerical validation of the performance of the estimators $\hat{\theta}_{\text{cov}}(X_1^n; k)$ (cf. (14)), $\hat{\delta}_{\text{corr}}(X_1^n; \theta_{\#}) = \frac{1}{2}(1 - \hat{\rho}_{\text{corr}}(X_1^n; \theta_{\#}))$ (cf. (19)) and Algorithm 1 proposed and analyzed in Theorem 1, Theorem 3 and Corollary 4, and Theorem 6, respectively. Numerical results for these estimators/algorithm are plotted in Figures 3, 4 and 5, respectively.

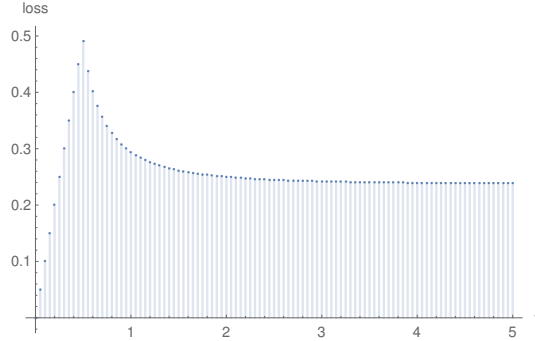


Figure 3: Numerical validation of the performance of the θ_* -estimator $\hat{\theta}_{\text{cov}}(X_1^n; k)$ (cf. (14)) used in the proof of Theorem 1 which assumes a known δ . We take the minimum loss (cf. (3)) achieved by $\hat{\theta}_{\text{cov}}(X_1^n; k = \frac{1}{8\delta})$ and the trivial estimator $\hat{\theta}_0(X_1^n) = 0$. We plot the loss as a function of $t = \|\theta_*\|$ for $t \in [0, 5]$ with step size 0.05. We take $n = 5000, d = 250, \delta = 0.05$. Therefore, $\delta > \frac{1}{n}$ and $d < \delta n$.

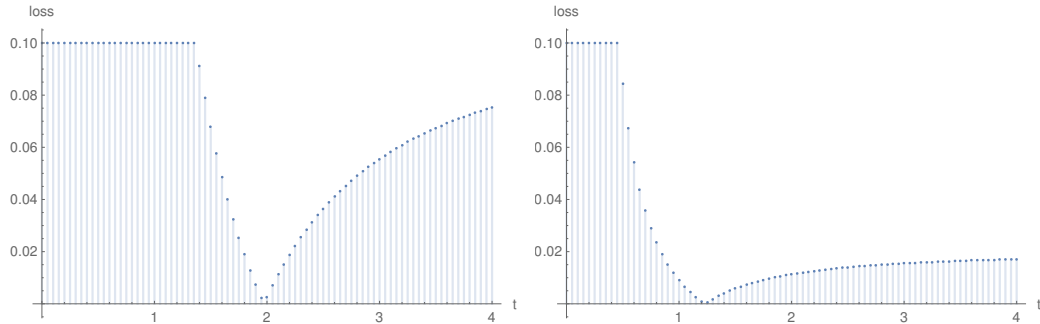


Figure 4: Numerical validation of the performance of the δ -estimator $\hat{\delta}_{\text{corr}}(X_1^n; \theta_{\sharp}) = \frac{1}{2}(1 - \hat{\rho}_{\text{corr}}(X_1^n; \theta_{\sharp}))$ where $\hat{\rho}_{\text{corr}}(X_1^n; \theta_{\sharp})$ is given by (19). This estimator is used in Theorem 3 (which assumes θ_{\sharp} is a mismatched estimate of θ_*), Corollary 4 (which assume $\theta_{\sharp} = \pm\theta_*$) and also Theorem 6 (which concerns estimating θ_* without the knowledge of δ). We take the loss $|\hat{\delta} - \delta|$ achieved by $\hat{\delta}_{\text{corr}}$ and the trivial estimators $\hat{\delta}_0(X_1^n) = 0$, $\hat{\delta}_1(X_1^n) = 1$, $\hat{\delta}_{1/2}(X_1^n) = \frac{1}{2}$. We plot the loss as a function of $t = \|\theta_*\|$ for $t \in [0, 1]$ with step size 0.05. We take $n = 500$, $d = 250$, $\delta = 0.1$. In the left panel, we assume the estimator has access to θ_{\sharp} with $\|\theta_{\sharp}\| = 1.2 \cdot \|\theta_*\|$. In the right panel, we assume $\theta_{\sharp} = \theta_*$ and therefore the model (2) is equivalent to the model (252).

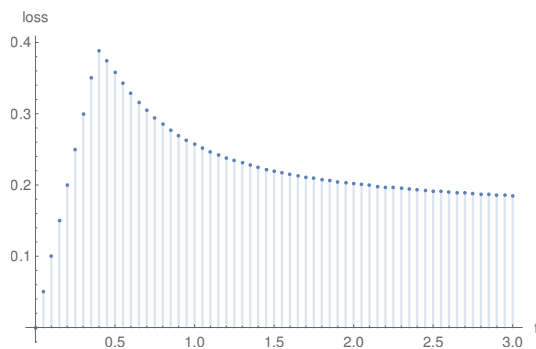


Figure 5: Numerical validation of the performance of Algorithm 1 in Theorem 6. We take the minimum loss (cf. (3)) achieved by Algorithm 1 and the trivial estimator $\hat{\theta}_0(X_1^{3n}) = 0$. We plot the loss as a function of $t = \|\theta_*\|$ for $t \in [0, 4]$ with step size 0.05. We take $n = 100$, $d = 5$, $\delta = 0.1$.