

Angle Based Dependence Measures in Metric Spaces

YILIN ZHANG

*Center of Applied Statistics and Institute of Statistics and Big Data, Renmin
University of China*

June 6, 2022

Abstract

In this article, we introduce a general framework of angle based independence test using reproducing kernel Hilbert space. We consider that both random variables are in metric spaces. By making use of the reproducing kernel Hilbert space equipped with Gaussian measure, we derive the angle based dependence measures with simple and explicit forms. This framework can be adapted to different types of data, like high-dimensional vectors or symmetry positive definite matrices. And it also incorporates several well-known angle based independence tests. In addition, our framework can induce another notable dependence measure, generalized distance correlation, which is proposed by direct definition. We conduct comprehensive simulations on various types of data, including large dimensional vectors and symmetry positive definite matrix, which shows remarkable performance. An application of microbiome dataset, characterized with high dimensionality, is implemented.

KEY WORDS: measures of association, reproducing kernel Hilbert space, angular distance, Gaussian measure, correlation.

*Yilin Zhang (Email: yzhang97@ruc.edu.cn) is corresponding author, Center for Applied Statistics and Institute of Statistics and Big Data, Renmin University of China, Beijing 100872, P. R. China.

1. INTRODUCTION

Let X and Y be random variables on $\mathcal{X} \times \mathcal{Y}$ with joint measure μ and marginal measures μ_X and μ_Y respectively, where \mathcal{X} and \mathcal{Y} are two separable metric spaces. In this article, we are going to test

$$H_0 : \mu = \mu_X \times \mu_Y \text{ versus } H_1 : \mu \neq \mu_X \times \mu_Y.$$

Measuring and testing independence between random variables is the most fundamental problem in statistical field. Since the classical methods Pearson correlation (Pearson, 1895), there has been substantial work. The recent surge of interest has been placed on the independence test that has two properties. One is zero-independence equivalence, that is the dependence measure equals zero if and only if random variables are independent. The other is adaptability to multivariate or complex types of data. The most notable example in recent years, is distance correlation (Székely et al., 2007; Székely and Rizzo, 2014), which measures the dependence between two random variables and has zero-independence equivalence. This work is followed by series of distance based work (Yao et al., 2018; Shi et al., 2020; Deb and Sen, 2021), which has appealing properties when random variables are real valued vectors. Another parallel work with zero-independence equivalence that also received considerable attention is kernel based methods, Hilbert-Schmidt independence criterion (Gretton et al., 2005, 2007). Such kernel-based methods are well-developed, thus been widely used in different types of data, like fMRI signals (Gretton et al., 2005), compositional data (Rudra et al., 2022) and image data (Damodaran et al. (2017); Greenfeld and Shalit (2020)). It is also followed by many variants (Pfister et al., 2018; Ke and Yin, 2019; Deb et al.,

2020).

All of above methods are based on a fundamental element in geometry “Distance”, no matter in Euclidean space or Hilbert space. Still, another fundamental geometry element is also widely concerned in statistical work, that is, “Angle”.

Recently, Zhu et al. (2017) put forward projection correlation based on the angle in Euclidean spaces to measure nonlinear dependence between vectors. This dependence measure has zero-independence equivalence. Moreover, it has no assumption on the moment of random variables, thus are more robust facing heavy tail distributions. This angle distance used in projection correlation and its variants are widely discussed in series of the following work. This includes, but not limited to Kim et al. (2020); Li and Zhang (2020); Lai et al. (2021); Xu and Zhu (2022); Liu et al. (2022); Zhang and Zhu (2022). Although these methods possess good statistical properties, they are not applicable facing complex types of data, including sphere surfaces, compositional data and symmetry positive definite matrix. Besides, Zhu et al. (2020) pointed out that, as the dimension of vector is relatively high compared to sample size, the distance correlation can only detect the linear dependence structure. This phenomenon also occurs to the test that use Euclidean distance based angle (Kim et al., 2020; Zhang and Zhu, 2022).

To make the angle based tests applicable to different types of data and able to detect the nonlinear dependence in high dimensional cases, we introduce a general framework of angle based independence test using reproducing Hilbert kernel spaces. To be specific, we derive the angle based measure directly from integration by making use of the good properties of reproducing Hilbert kernel spaces equipped with

Gaussian measure, mentioned in van Zanten and van der Vaart (2008). These angle based dependence measure takes use of abundant theory in kernel, thus can be adapted to various types of data. Our framework incorporates the original angle based independence tests (Zhu et al., 2017; Kim et al., 2020; Zhang and Zhu, 2022) as spacial cases, when distance kernel is used. Compared to the well-known kernel based method, Hilbert-Schmidt information criterion (Gretton et al., 2007), our angle based dependence measure does not have bounded assumption on the kernel function, or moment restriction on random variables. Thus, our angle based dependence measure are more robust facing heavy tail distributions, which is confirmed via various examples in simulations. In addition, our framework can induce another notable dependence measure, generalized distance correlation (Sejdinovic et al., 2013). We show that the generalized distance correlation, which is directly proposed in definition, can be derived from integration of the covariance term. In testing procedure, unlike the previous angle based test statistics that uses bootstrap or random permutations (Zhu et al., 2017; Xu and Zhu, 2022; Kim et al., 2020), we use beta approximation to approximate the null distribution of test statistics, which highly accelerate the testing procedure. The idea of the whole framework can also be used to generalize other test statistics on univariate or multivariate random variables to metric spaces.

The remaining of the article is organized as follows. In section 2, after giving a brief review for the reproducing kernel Hilbert space and Gaussian measure, we formally introduce the angle based dependence measure. In section 3, we illustrate the integral deviation of generalized distance covariance. Section 4 provides U statistics estimates and beta approximation. We conduct comprehensive simulation studies with different data types in Section 5, together with an application to microbiome data. Section 6

is a brief conclusion. All of the proof is relegated in Appendix.

2. ANGLE BASED DEPENDENCE MEASURE

2.1. Reproducing kernel Hilbert space equipped with Gaussian measure

We give a brief introduction to reproducing kernel Hilbert spaces and Gaussian measures and establish crucial integral results for reproducing kernel Hilbert spaces equipped with Gaussian measures.

Suppose \mathcal{Z} is compact metric space equipped with finite Borel measure μ . \mathcal{H} is separable Hilbert space and $Q : \mathcal{H} \rightarrow \mathcal{H}$ is continuous, symmetric and positive linear operator.

DEFINITION 2.1. Suppose \mathcal{H} is a Hilbert space of real-valued functions defined on \mathcal{Z} . A function $K : \mathcal{Z} \times \mathcal{Z} \rightarrow \mathbb{R}$ is called to be reproducing kernel of \mathcal{H} if,

(i) For any $z \in \mathcal{Z}$, $K(\cdot, z) \in \mathcal{H}$.

(ii) For any $z \in \mathcal{Z}$ and $f \in \mathcal{H}$, $\langle f, K(\cdot, z) \rangle_{\mathcal{H}} = f(z)$.

\mathcal{H} is called reproducing kernel Hilbert space if it possesses a reproducing kernel.

Moore-Aronszajn Theorem (Berlinet and Thomas-Agnan, 2011, Theorem 3) claimed that given any positive semidefinite kernel $K : \mathcal{Z} \times \mathcal{Z} \rightarrow \mathbb{R}$, there exists unique Hilbert space \mathcal{H}_K of real-valued functions on \mathcal{Z} with K as reproducing kernel. $\phi(z) \stackrel{\text{def}}{=} K(\cdot, z)$ is called canonical map of K and satisfy that $\langle f, \phi(z) \rangle_{\mathcal{H}_K} = f(z)$.

DEFINITION 2.2. (Da Prato, 2014, Theorem 1.11) Let $s, f \in \mathcal{H}$. A Gaussian measure μ on \mathcal{H} with mean s and covariance operator Q , has the characteristic function as

$$\int_{h \in \mathcal{H}} \exp(i\langle h, f \rangle_{\mathcal{H}}) \mu(dh) = \exp(i\langle f, s \rangle_{\mathcal{H}} - 2^{-1}\langle Qf, f \rangle_{\mathcal{H}}).$$

van Zanten and van der Vaart (2008) mentioned that the reproducing kernel Hilbert space arises because it determines the “geometry” of the Gaussian measure. To be specific, the spectral view of reproducing kernel Hilbert space provides us the eigenfunctions used in representing Gaussian measure, and thus largely facilitate us to derive the following explicit form of integration results, when reproducing kernel Hilbert space is equipped with Gaussian measure using identity covariance operator. We include a more detailed derivation in Section A of supplementary materials.

LEMMA 1. Suppose s_1, s_2 and h are in separable reproducing kernel Hilbert space \mathcal{H}_K , which has continuous reproducing kernel $K : \mathcal{Z} \times \mathcal{Z} \rightarrow \mathbb{R}$. Let μ be Gaussian measure on \mathcal{H}_K with mean zero and identity covariance operator. Then,

$$\begin{aligned} & \int_{h \in \mathcal{H}_K} 1(\langle s_1, h \rangle_{\mathcal{H}_K} \leq 0) 1(\langle s_2, h \rangle_{\mathcal{H}_K} \leq 0) \mu(dh) \\ &= 2^{-1} - (2\pi)^{-1} \arccos\{\langle s_1, s_2 \rangle_{\mathcal{H}_K} / (\|s_1\|_{\mathcal{H}_K} \|s_2\|_{\mathcal{H}_K})\}. \end{aligned} \quad (2.1)$$

Further, if $U \in \mathbb{R}$ follows standard normal distribution,

$$\begin{aligned} & \int_{h \in \mathcal{H}_K} E\{1(\langle s_1, h \rangle_{\mathcal{H}_K} \leq U) 1(\langle s_2, h \rangle_{\mathcal{H}_K} \leq U)\} \mu(dh) \\ &= 2^{-1} - (2\pi)^{-1} \arccos\{(1 + \langle s_1, s_2 \rangle_{\mathcal{H}_K})(1 + \|s_1\|_{\mathcal{H}_K}^2)^{-1/2}(1 + \|s_2\|_{\mathcal{H}_K}^2)^{-1/2}\}. \end{aligned} \quad (2.2)$$

This integration results serve as the cornerstone for the derivation of the following

dependence measure and other extensions.

2.2. Angle based correlations

To establish the dependence measure between X and Y that equals zero if and only if X and Y are independent, we consider the following criterion.

PROPOSITION 1. *(Jacod and Protter, 2004, Theorem 10.1) Let X and Y be random variables denote on metric spaces. X and Y are independent if and only if $\text{cov}\{f(X), g(Y)\} = 0$ for any pair (f, g) of bounded, continuous functions.*

Gretton et al. (2005) put forward constrained covariance based on this proposition, by narrowing the choice of functions to unit-radius balls in universal reproducing Hilbert space.

In our work, we remove this unit-radius ball constraint and consider all the functions in universal reproducing Hilbert space. Inspired by the Zhu et al. (2017); Kim et al. (2020), we apply the indicator functions to guarantee the existence of covariance. Suppose \mathcal{H}_1 and \mathcal{H}_2 are separable reproducing kernel Hilbert spaces generated from two universal kernels $K_1 : \mathcal{X} \times \mathcal{X} \rightarrow \mathbb{R}$ and $K_2 : \mathcal{Y} \times \mathcal{Y} \rightarrow \mathbb{R}$, with corresponding canonical map $\phi_1 : \mathcal{X} \rightarrow \mathcal{H}_1$ and $\phi_2 : \mathcal{Y} \rightarrow \mathcal{H}_2$.

Theorem 1. *X and Y are independent if and only if $\text{cov}\{1(f(X) \leq u), 1(g(Y) \leq v)\} = 0$ for any $f \in \mathcal{H}_1$, $g \in \mathcal{H}_2$ and $u, v \in \mathbb{R}$.*

Based on the Theorem 1, we denote the angle based covariance as follows

$$\text{Acov}(X, Y) \stackrel{\text{def}}{=} c \int_{\mathcal{H}_1} \int_{\mathcal{H}_2} \int_{\mathbb{R}^2} \text{cov}^2\{1(f(X) \leq u), 1(g(Y) \leq v)\} d\omega(u, v) \mu_1(df) \mu_2(dg).$$

To derive the explicit form of angle correlation, we set μ_1 and μ_2 as Gaussian measures with zero mean and identity covariance operator. We consider different choices of weight for $\omega(u, v)$ with scale parameter $c = 4\pi^2$: (1) $d\omega_1(u, v) = d\Phi_2(u, v)$; (2) $d\omega_2(u, v) = dF_{U,V}(u, v)$; (3) $d\omega_3(u, v) = dF_U(u)F_V(v)$. Here, Φ_p represents p dimensional standard normal distribution function. $U \stackrel{\text{def}}{=} f(X)$ and $V \stackrel{\text{def}}{=} g(Y)$. $F_U(u)$, $F_V(v)$ and $F_{U,V}(u, v)$ are the distribution functions for U , V and (U, V) respectively. We denote $\text{Acov}_m(X, Y)$ using corresponding weight ω_m , for $m = 1, 2, 3$. Based on Lemma 1, we derive the expression for $\text{Acov}_m(X, Y)$ in Theorem 2.

Theorem 2. *We can represent $\text{Acov}_s(X, Y)$, for $s = 1, 2, 3$ using kernel as follows.*

$$(1) \text{ Acov}_1(X, Y) = E\{\text{ang}'_1(X_1, X_2)\text{ang}'_2(Y_1, Y_2) - 2\text{ang}'_1(X_1, X_2)\text{ang}'_2(Y_1, Y_3) \\ + \text{ang}'_1(X_1, X_2)\text{ang}'_2(Y_3, Y_4)\}.$$

$$(2) \text{ Acov}_2(X, Y) = E\{\text{ang}_1(X_1, X_2; X_5)\text{ang}_2(Y_1, Y_2; Y_5) - 2\text{ang}_1(X_1, X_2; X_5) \\ \text{ang}_2(Y_1, Y_3; Y_5) + \text{ang}_2(X_1, X_2; X_5)\text{ang}_2(Y_3, Y_4; Y_5)\}.$$

$$(3) \text{ Acov}_3(X, Y) = E\{\text{ang}_1(X_1, X_2; X_5)\text{ang}_2(Y_1, Y_2; Y_6) - 2\text{ang}_1(X_1, X_2; X_5) \\ \text{ang}_2(Y_1, Y_3; Y_6) + \text{ang}_1(X_1, X_2; X_5)\text{ang}_2(Y_3, Y_4; Y_6)\}.$$

Here, $\text{ang}'_1(X_i, X_j) \stackrel{\text{def}}{=} \arccos [\{K_1(X_i, X_j) + 1\}\{K_1(X_i, X_i) + 1\}^{-1/2}\{K_1(X_j, X_j) + 1\}^{-1/2}]$ and $\text{ang}_1(X_i, X_j; X_k) \stackrel{\text{def}}{=} \arccos [\{K_1(X_i, X_j) - K_1(X_i, X_k) - K_1(X_j, X_k) + K_1(X_k, X_k)\}\{K_1(X_i, X_i) - 2K_1(X_i, X_k) + K_1(X_k, X_k)\}^{-1/2}\{K_1(X_j, X_j) - 2K_1(X_j, X_k) + K_1(X_k, X_k)\}^{-1/2}]$. $\text{ang}'_2(Y_i, Y_j)$ and $\text{ang}_2(Y_i, Y_j; Y_k)$ are denoted in an analogous manner. $\text{ang}_2(X_i, X_j; X_k) = \text{ang}_2(Y_i, Y_j; Y_k) = 0$, if $j = k$ or $i = k$.

Denote Hilbert space $\mathcal{H}'_1 \stackrel{\text{def}}{=} \mathcal{H}_1 \times \mathbb{R}$, which has the induced inner product $\langle (f_1, a_1), (f_2, a_2) \rangle_{\mathcal{H}'_1} = \langle f_1, f_2 \rangle_{\mathcal{H}_1} + a_1 a_2$ for $f_1, f_2 \in \mathcal{H}_1$ and $a_1, a_2 \in \mathbb{R}$. $\mathbf{0}_{\mathcal{H}_m}$ are zero element

in \mathcal{H}_m , for $m = 1, 2$. Actually, both $\text{ang}'_1(X_i, X_j)$ and $\text{ang}_1(X_i, X_j; X_k)$ can be represented as the angle formed by three points in Hilbert space. $\text{ang}'_1(X_i, X_j)$ represents the angle formed by three points $(\phi_1(X_i), 0)$, $(\phi_1(X_j), 0)$ and $(\mathbf{0}_{\mathcal{H}_1}, 1)$, with $(\mathbf{0}_{\mathcal{H}_1}, 1)$ as the vertex. $\text{ang}_1(X_i, X_j; X_k)$ represents the angle formed by $(\phi_1(X_i), 0)$, $(\phi_1(X_j), 0)$ and $(\phi_1(X_k), 0)$, with $(\phi_1(X_k), 0)$ as the vertex. These two angles are illustrated in Figure 1.

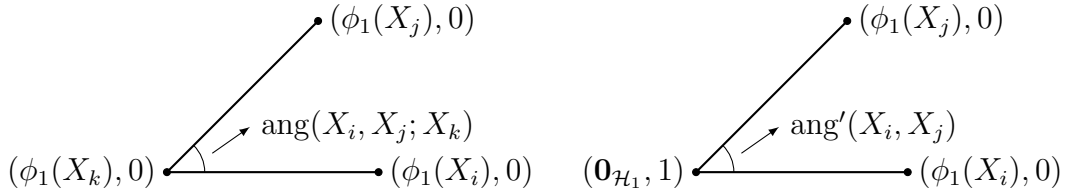


Figure 1: $\text{ang}(X_i, X_j; X_k)$ and $\text{ang}'(X_i, X_j)$ are formed by points in \mathcal{H}'_1 , with only difference on the choice of vertex.

The key difference between the above three angle based covariances is the choice of vertexes. $\text{Acov}_1(X, Y)$ uses two vertexes in formed angles, $(\mathbf{0}_{\mathcal{H}_1}, 1)$ and $(\mathbf{0}_{\mathcal{H}_2}, 1)$. $\text{Acov}_2(X, Y)$ use $(\phi_1(X_5), 0)$ and $(\phi_2(Y_5), 0)$. And $\text{Acov}_3(X, Y)$ use $(\phi_1(X_5), 0)$ and $(\phi_2(Y_6), 0)$. The first dependence measure uses the fixed points and the other two adopts random ones. Except for vertexes, other points forming the angles are the same among all the three angle based covariance.

The angle based correlations are naturally denoted as $\text{AC}_m(X, Y) \stackrel{\text{def}}{=} \text{Acov}_m(X, Y) \{ \text{Acov}_m(X, X) \text{Acov}_m(Y, Y) \}^{-1/2}$ for $m = 1, 2, 3$. When $\mathcal{X} = \mathbb{R}^{p_1}$, $\mathcal{Y} = \mathbb{R}^{p_2}$ and the kernels are the inner product in Euclidean spaces, $\text{Acov}_1(X, Y)$, $\text{Acov}_2(X, Y)$ and $\text{Acov}_3(X, Y)$ correspond to improved projection covariance (Zhang and Zhu, 2022), projection covariance (Zhu et al., 2017) and multivariate Blum-Kiefer-Rosenblatt co-efficient (Kim et al., 2020, Theorem 7.2) respectively.

To derive the explicit form based on angle for $\text{Acov}(X, Y)$, the three weight functions for (u, v) are all explicitly or implicitly based on Gaussian distributions. Still, $\text{Acov}(X, Y)$ can also have explicit form, when different weight function $\omega(u, v)$ is used.

3. CONNECTION TO GENERALIZED DISTANCE COVARIANCE

In this section, we derive a new dependence measure, $\text{Acov}_4(X, Y)$, by setting the weight function $d\omega_4(u, v) \stackrel{\text{def}}{=} du \times v$ and $c = (\pi/32)^{1/2}$. To derive a explicit form, we introduce another crucial lemma for reproducing kernel Hilbert space equipped with Gaussian measure.

LEMMA 2. *Suppose s and h are in separable reproducing kernel Hilbert space \mathcal{H}_K , which has reproducing kernel $K : \mathcal{Z} \times \mathcal{Z} \rightarrow \mathbb{R}$. Let μ be Gaussian measure on \mathcal{H}_K with mean zero and identity covariance operator. Then,*

$$\int_{h \in \mathcal{H}_K} |\langle s, h \rangle_{\mathcal{H}_K}| \mu(dh) = 2(2\pi)^{-1/2} \|s\|_{\mathcal{H}_K}.$$

Define $\rho_1(X_1, X_2) \stackrel{\text{def}}{=} \|\phi_1(X_1) - \phi_1(X_2)\|_{\mathcal{H}_1} = \{K_1(X_1, X_1) - 2K_1(X_1, X_2) + K_1(X_2, X_2)\}^{1/2}$ and $\rho_2(Y_1, Y_2) \stackrel{\text{def}}{=} \|\phi_2(Y_1) - \phi_2(Y_2)\|_{\mathcal{H}_2} = \{K_2(Y_1, Y_1) - 2K_2(Y_1, Y_2) + K_2(Y_2, Y_2)\}^{1/2}$.

The above integral result induces the following closed form of $\text{Acov}_4(X, Y)$.

Theorem 3. *We have $\text{Acov}_4(X, Y) = E\{\rho_1(X_1, X_2)\rho_2(Y_1, Y_2) - 2\rho_1(X_1, X_2)\rho_2(Y_1, Y_3) + \rho_1(X_1, X_2)\rho_2(Y_3, Y_4)\}$.*

$\text{Acov}_4(X, Y)$ incorporates a well-known dependence measure, distance covariance (Székely et al., 2007). That is $\text{Acov}_4(X, Y) = E\{\|X_1 - X_2\| \|Y_1 - Y_2\| - 2\|X_1 - X_2\| \|Y_1 - Y_3\| + \|X_1 - X_2\| \|Y_3 - Y_4\|\}$, when $\mathcal{X} = \mathbb{R}^{p_1}$, $\mathcal{Y} = \mathbb{R}^{p_2}$ and the kernels are

the inner product in Euclidean spaces respectively. Next, we introduce generalized distance correlation and its relationship with $\text{Acov}_4(X, Y)$.

DEFINITION 3.1. *The function $\rho : \mathcal{Z} \times \mathcal{Z} \rightarrow [0, \infty)$ is called semimetric on \mathcal{Z} , if for any $z_1, z_2 \in \mathcal{Z}$, it satisfies*

$$(i) \quad \rho(z_1, z_2) = \rho(z_2, z_1).$$

$$(ii) \quad \rho(z_1, z_2) = 0 \text{ if and only if } z_1 = z_2.$$

(\mathcal{Z}, ρ) is said to be a semimetric space. Further, the semimetric space (\mathcal{Z}, ρ) is said to have negative type, if for any $z_1, \dots, z_n \in \mathcal{Z}$ and $\alpha_1, \dots, \alpha_n \in \mathbb{R}$, it satisfies

$$\sum_{i=1}^n \sum_{j=1}^n \alpha_i \alpha_j \rho(z_i, z_j) \leq 0, \text{ where } \sum_{j=1}^n \alpha_j = 0.$$

Suppose $\rho'_1 : \mathcal{X} \times \mathcal{X} \rightarrow [0, +\infty)$ and $\rho'_2 : \mathcal{Y} \times \mathcal{Y} \rightarrow [0, +\infty)$ are semimetric of negative type, Sejdinovic et al. (2013) put forward generalized distance correlation $\text{GDcov}(X, Y)$ as the following form with $0 < q \leq 1$,

$$E\{\tilde{\rho}_1(X_1, X_2)^q \tilde{\rho}_2(Y_1, Y_2)^q - 2\tilde{\rho}_1(X_1, X_2)^q \tilde{\rho}_2(Y_1, Y_3)^q + \tilde{\rho}_1(X_1, X_2)^q \tilde{\rho}_2(Y_3, Y_4)^q\}.$$

When $q = 1$, Sejdinovic et al. (2013, Thoerem 24) establish the equivalence between generalized distance covariance and Hilbert-Schmidt information criterion (HSIC). Gretton et al. (2007) denote Hilbert-Schmidt information criterion as $\text{HSIC}(X, Y) \stackrel{\text{def}}{=} E\{K_1(X_1, X_2)K_2(Y_1, Y_2) - 2K_1(X_1, X_2)K_2(Y_1, Y_3) + K_1(X_1, X_2)K_2(Y_3, Y_4)\}$. We say that $\tilde{\rho} : \mathcal{Z} \times \mathcal{Z} \rightarrow [0, +\infty)$ is generated by $K : \mathcal{Z} \times \mathcal{Z} \rightarrow \mathbb{R}$, if $\tilde{\rho}(Z_1, Z_2) = K(Z_1, Z_1) + K(Z_2, Z_2) - 2K(Z_1, Z_2)$. The equivalence, $\text{GDcov}(X, Y) = 4\text{HSIC}(X, Y)$ holds when $\tilde{\rho}_1$ and $\tilde{\rho}_2$ are generated by K_1 and K_2 , respectively.

From the definition, it is easy to build the equivalence between our dependence measure $\text{Acov}_4(X, Y)$ with generalized distance correlation, when $q = 1/2$, ρ'_1 and ρ'_2 are generated by K_1 and K_2 . Our new dependence measure $\text{Acov}_4(X, Y)$ provides a integration view for the definition of generalized distance covariance.

Additionally, the previous defined measures, $\text{Acov}_1(X, Y)$ and $\text{Acov}_3(X, Y)$ can also be seen as members of generalized distance covariance. We define $\rho'_{angle,1}(x_1, x_2) \stackrel{\text{def}}{=} \text{ang}'_1(x_1, x_2)$, $\rho'_{angle,2}(y_1, y_2) \stackrel{\text{def}}{=} \text{ang}'_2(y_1, y_2)$, $\rho_{angle,1}(x_1, x_2) \stackrel{\text{def}}{=} E\{\text{ang}_1(x_1, x_2; X_3)\}$ and $\rho_{angle,2}(y_1, y_2) \stackrel{\text{def}}{=} E\{\text{ang}_2(y_1, y_2; Y_3)\}$.

PROPOSITION 2. $(\mathcal{X}, \rho_{angle,1})$, $(\mathcal{Y}, \rho_{angle,2})$, $(\mathcal{X}, \rho'_{angle,1})$ and $(\mathcal{Y}, \rho'_{angle,2})$ are semimetric spaces of negative type.

We can represent $\text{Acov}_1(X, Y) = E\{\rho'_{angle,1}(X_1, X_2)\rho'_{angle,2}(Y_1, Y_2) - 2\rho'_{angle,1}(X_1, X_2)\rho'_{angle,2}(Y_1, Y_3) + \rho'_{angle,1}(X_1, X_2)\rho'_{angle,2}(Y_3, Y_4)\}$ and $\text{Acov}_3(X, Y) = E\{\rho_{angle,1}(X_1, X_2)\rho_{angle,2}(Y_1, Y_2) - 2\rho_{angle,1}(X_1, X_2)\rho_{angle,2}(Y_1, Y_3) + \rho_{angle,1}(X_1, X_2)\rho_{angle,2}(Y_3, Y_4)\}$. Therefore, they belong to the member of generalized distance covariance. Still, we can not represent $\text{Acov}_2(X, Y)$ as the form of generalized distance covariance. Because we can not separate $E\{\text{ang}_2(X_1, X_2; X_5)\text{ang}_2(Y_3, Y_4; X_5) \mid X_1, X_2, Y_3, Y_4\}$ to the multiplication of two semimetric for the dependence between X_5 and Y_5 .

4. ASYMPTOTIC PROPERTIES

4.1. *U-statistics estimates*

We build the estimates for $\text{Acov}_m(X, Y)$, $m = 1, 2, 3$ upon U -statistics (Serfling, 1980). For the notation clarity, we denote $a'_{ij} \stackrel{\text{def}}{=} \text{ang}'_1(X_i, X_j)$, $b'_{ij} \stackrel{\text{def}}{=} \text{ang}'_2(Y_i, Y_j)$,

$a_{ijk} \stackrel{\text{def}}{=} \text{ang}_1(X_i, X_j; X_k)$ and $b_{ijk} \stackrel{\text{def}}{=} \text{ang}_2(Y_i, Y_j; Y_k)$ for $i, j, k = 1, \dots, n$. The estimates are

$$\begin{aligned}\widehat{\text{Acov}}_1(X, Y) &\stackrel{\text{def}}{=} \{(n)_4\}^{-1} \sum_{(i,j,k,l)}^n (a'_{ij}b'_{ij} - 2a'_{ij}b'_{ik} + a'_{ij}b'_{kl}), \\ \widehat{\text{Acov}}_2(X, Y) &\stackrel{\text{def}}{=} \{(n)_5\}^{-1} \sum_{(i,j,k,l,r)}^n (a_{ijr}b_{ijr} - 2a_{ijr}b_{ikr} + a_{ijr}b_{klr}), \\ \widehat{\text{Acov}}_3(X, Y) &\stackrel{\text{def}}{=} \{(n)_6\}^{-1} \sum_{(i,j,k,l,r,t)}^n (a_{ijr}b_{ijt} - 2a_{ijr}b_{ikt} + a_{ijr}b_{klt}),\end{aligned}$$

where $(n)_m \stackrel{\text{def}}{=} n(n-1)\cdots(n-m+1)$. And (i, j, k, l) , (i, j, k, l, r) and (i, j, k, l, r, t) are taken over the indexes from $\{1, \dots, n\}$ that are different from each other. We denote $\widehat{\text{AC}}_m(X, Y) \stackrel{\text{def}}{=} \widehat{\text{Acov}}_m(X, Y)\{\widehat{\text{Acov}}_m(X, X)\widehat{\text{Acov}}_m(Y, Y)\}^{-1/2}$ for $m = 1, 2, 3$, correspondingly.

To facilitate the computation of $\widehat{\text{Acov}}_m(X, Y)$, $m = 1, 2, 3$, we provide equivalent forms as follows. These forms indicate that the computation complexity of $\widehat{\text{Acov}}_m(X, Y)$, $m = 1, 2, 3$ are $O(n^2)$, $O(n^3)$ and $O(n^4)$ respectively. Similar formulas are given in Zhang et al. (2018); Xu and Zhu (2022).

$$\begin{aligned}\widehat{\text{Acov}}_1(X, Y) &= \{n(n-3)\}^{-1} \left[\text{tr}(\mathbf{A}'\mathbf{B}') \right. \\ &\quad \left. - 2(n-2)^{-1}\mathbf{1}_n^T \mathbf{A}'\mathbf{B}'\mathbf{1}_n + \{(n-1)_2\}^{-1}\mathbf{1}_n^T \mathbf{A}'\mathbf{1}_n \mathbf{1}_n^T \mathbf{B}'\mathbf{1}_n \right], \\ \widehat{\text{Acov}}_2(X, Y) &= \{n(n-1)(n-4)\}^{-1} \sum_{r=1}^n \left[\text{tr}(\mathbf{A}_r\mathbf{B}_r) \right. \\ &\quad \left. - 2(n-3)^{-1}\mathbf{1}_{n-1}^T \mathbf{A}_r\mathbf{B}_r\mathbf{1}_{n-1} + \{(n-2)_2\}^{-1}\mathbf{1}_{n-1}^T \mathbf{A}_r\mathbf{1}_{n-1} \mathbf{1}_{n-1}^T \mathbf{B}_r\mathbf{1}_{n-1} \right], \\ \widehat{\text{Acov}}_3(X, Y) &= \{n(n-1)(n-2)(n-5)\}^{-1} \sum_{r \neq t}^n \left[\text{tr}(\mathbf{A}_{rt}\mathbf{B}_{tr}) \right. \\ &\quad \left. - 2(n-4)^{-1}\mathbf{1}_{n-2}^T \mathbf{A}_{rt}\mathbf{B}_{tr}\mathbf{1}_{n-2} + \{(n-3)_2\}^{-1}\mathbf{1}_{n-2}^T \mathbf{A}_{rt}\mathbf{1}_{n-2} \mathbf{1}_{n-2}^T \mathbf{B}_{tr}\mathbf{1}_{n-2} \right],\end{aligned}$$

where $\mathbf{1}_n \in \mathbb{R}^n$ represent vector with all elements equal to one. $\mathbf{A}', \mathbf{B}' \in \mathbb{R}^{n \times n}$ with $(\mathbf{A}')_{ij} \stackrel{\text{def}}{=} a'_{ij}$ and $(\mathbf{B}')_{ij} \stackrel{\text{def}}{=} b'_{ij}$ for $i, j = 1, \dots, n$. $\mathbf{A}_k, \mathbf{B}_k \in \mathbb{R}^{(n-1) \times (n-1)}$ with $(\mathbf{A}_k)_{ij} \stackrel{\text{def}}{=} a_{ijk}$ and $(\mathbf{B}_k)_{ij} \stackrel{\text{def}}{=} b_{ijk}$ for $i, j = 1, \dots, k-1, k+1, \dots, n$. $\mathbf{A}_{rt}, \mathbf{B}_{tr} \in \mathbb{R}^{(n-2) \times (n-2)}$ with $(\mathbf{A}_{rt})_{ij} \stackrel{\text{def}}{=} a_{ijr}$ and $(\mathbf{B}_{tr})_{ij} \stackrel{\text{def}}{=} b_{ijt}$ for $i, j \neq t, i, j \neq r$ and $t, r = 1 \dots, n$.

Theorem 4. *For $m = 1, 2, 3$, as n diverges to infinity, we have*

(1) *When X and Y are independent,*

$$n\widehat{\text{Acov}}_m(X, Y) \xrightarrow{d} \sum_{j=1}^{\infty} \eta_{m,j}(\chi_{1,m,j}^2 - 1).$$

(2) *When X and Y are dependent,*

$$n^{1/2}\{\widehat{\text{Acov}}_m(X, Y) - \text{Acov}_m(X, Y)\} \xrightarrow{d} \mathcal{N}(0, \sigma_m^2).$$

Here, for $m = 1, 2, 3$, $\{\chi_{1,m,j}^2, j = 1, \dots, \infty\}$ are independent random variables, following chi-square distribution with 1 degree of freedom and $\{\eta_{m,j}, j = 1, \dots, \infty\}$ are the eigenvalues of corresponding Hilbert-schmidt integral operator depending on the distributions of X and Y . $\sigma_m, m = 1, 2, 3$ are denoted in (F.1), (F.2) and (F.3).

To conduct these independence tests, random permutations are needed. To further accelerate the testing procedure, we adopt the idea of Gamma approximation. That is the distribution of independent sum of chi-square random variables can be approximated using Gamma distribution by matching the first two moments of two distributions (Welch, 1938; Satterthwaite, 1946). This method has been widely used in independence test problems and simulation results present good performance. See, for example, Huang and Huo (2017); Pfister et al. (2018); Gao et al. (2021). We

approximate the distribution for

$$\sum_{j=1}^{\infty} \eta_{m,j} \chi_{1,m,j}^2, \text{ for } m = 1, 2, 3.$$

using Gamma distribution. Denote $a_1 \stackrel{\text{def}}{=} E\{\text{ang}'_1(X_1, X_2)\}E\{\text{ang}'_2(Y_1, Y_2)\}$, $b_1 \stackrel{\text{def}}{=} E\{\text{Acov}_1(X_1, X_2)\}E\{\text{Acov}_1(Y_1, Y_2)\}$, $a_2 \stackrel{\text{def}}{=} E\{\text{ang}_1(X_1, X_2; X_3)\}E\{\text{ang}_1(Y_1, Y_2; Y_3)\}$ and $b_2 \stackrel{\text{def}}{=} E\{\text{ang}_1(X_1, X_2; X_3)\}E\{\text{ang}_1(Y_1, Y_2; Y_3)\}$. The corresponding shape α_m and scale parameter β_m are calculated in proof of Theorem 4, which is shown as $\alpha_1 = a_1^2/(2b_1)$, $\beta_1 = a_1/(2b_1)$, $\alpha_2 = a_2^2/(2b_2)$, $\beta_2 = a_2/(2b_2)$, $\alpha_3 = \alpha_2$ and $\beta_3 = \beta_2$.

4.2. Choice of kernels

The choice of kernels can have impact on the power performance, facing different dependence structure or settings. For illustration of different data types, we denote $\mathbf{z} \stackrel{\text{def}}{=} (Z_1, \dots, Z_p)^\top \in \mathbb{R}^p$ as random vectors and $\mathbf{Z} \in \mathbb{R}^{p \times p}$ as random matrixes.

When data is low dimensional vector, two commonly used universal kernels are Gaussian kernel $K(\mathbf{z}_1, \mathbf{z}_2) = \exp\{-\|\mathbf{z}_1 - \mathbf{z}_2\|_2^2/\gamma^2\}$ and Laplacian kernel $K(\mathbf{z}_1, \mathbf{z}_2) = \exp\{-\|\mathbf{z}_1 - \mathbf{z}_2\|_2/\gamma\}$ (Sriperumbudur et al., 2011), with γ suggested as the median of pairwise distance of random vectors (Schölkopf et al., 2002). Another well-known kernel is distance kernel, $K(\mathbf{z}_1, \mathbf{z}_2) = (\|\mathbf{z}_1\|_2^\alpha + \|\mathbf{z}_2\|_2^\alpha - \|\mathbf{z}_1 - \mathbf{z}_2\|_2^\alpha)/2$, $0 < \alpha \leq 2$, suggested by (Sejdinovic et al., 2013, Example 15). When $\alpha = 2$ and we apply distance kernel for both two random variables, our proposed methods, $\text{Acov}_1(\mathbf{x}, \mathbf{y})$ corresponds to improved projection correlation denoted in Zhang and Zhu (2022), $\text{Acov}_2(\mathbf{x}, \mathbf{y})$ to projection correlation in Zhu et al. (2017) and $\text{Acov}_3(\mathbf{x}, \mathbf{y})$ to multivariate Blum-Kiefer-Rosenblatt coefficient Kim et al. (2020, Theorem 7.2).

When the dimension of data is relatively high, Zhu et al. (2020) pointed out that

distance correlation and Hilbert-Schmidt independence criterion with Gaussian or Laplacian kernel can only detect the linear dependence. Similar phenomenon, called “linearization effect”, also occurs to two sample test problem (Yan and Zhang, 2021) when kernel $K(\mathbf{z}_1, \mathbf{z}_2)$ is a smooth function of $\|\mathbf{z}_1 - \mathbf{z}_2\|_2^2$. To overcome this difficulty, Sarkar et al. (2020); Sarkar and Ghosh (2018) suggest L^1 -norm based distance in two sample test problem. This inspires us to use L^1 norm based kernel similarly, in independence problem, to detect nonlinear dependence. We define L^1 norm based kernel as

$$K(\mathbf{z}_1, \mathbf{z}_2) = 2^{-1} \left\{ \left(\sum_{u=1}^p |Z_{1u}| \right)^2 + \left(\sum_{u=1}^p |Z_{2u}| \right)^2 - \left(\sum_{u=1}^p |Z_{1u} - Z_{2u}| \right)^2 \right\}.$$

When data is symmetry positive definite matrix, Dryden et al. (2009) provided a comprehensive literature review on the distance between two matrices. In particular, Arsigny et al. (2007) proposed log-Euclidean distance, which is geodesic distance on the manifold. We denote the corresponding log-Euclidean kernel as

$$K(\mathbf{Z}_1, \mathbf{Z}_2) = 2^{-1} \left\{ \|\log(\mathbf{Z}_1)\|_F^2 + \|\log(\mathbf{Z}_2)\|_F^2 - \|\log(\mathbf{Z}_1) - \log(\mathbf{Z}_2)\|_F^2 \right\},$$

Here, $\log(\mathbf{Z})$ represents the logarithm for matrix \mathbf{Z} and $\|\cdot\|_F$ denotes the Frobenius matrix norm.

5. NUMERICAL STUDIES

5.1. Simulations

In Section 4, we illustrate the theoretical results for our proposed statistics $\widehat{\text{Acov}}_m(X, Y)$ for $m = 1, 2, 3$ and implement the testing procedure via beta approximation. We con-

sider four cases with types of data. For each type, we choose suitable kernel, examine the accuracy for Beta approximation in estimating the critical value and compare the power performance through substantial simulations. In comparison of power performance, we choose four other distance based independence tests, the distance correlation test (Székely et al., 2007), Ball covariance test (Pan et al., 2020), Hilbert-Schmidt information criterion (Gretton et al., 2007) and the multivariate test of (Heller et al., 2013). All these four tests use 199 times of permutations to approximate the null distributions. And we set sample size $n = 100$ and repeat each tests for 500 times to report corresponding empirical size and power throughout the simulation. For the clarity of notations, we denote $X, Y \in \mathbb{R}$ as univariate random variables, $\mathbf{x} \in \mathbb{R}^{p_1}$ and $\mathbf{y} \in \mathbb{R}^{p_2}$ as random vectors and $\mathbf{X} \in \mathbb{R}^{p_1 \times p_1}$, and $\mathbf{Y} \in \mathbb{R}^{p_2 \times p_2}$ as random matrixes.

Study 1. We consider the random variables are both low dimensional vectors. We fix $\mathbf{x} \stackrel{\text{def}}{=} (X_1, \dots, X_5)^T$ and $\mathbf{y} \stackrel{\text{def}}{=} (Y_1, \dots, Y_5)^T$. We choose two types of kernel for $\text{Acov}_m(\mathbf{x}, \mathbf{y})$, $m = 1, 2, 3$, one is distance kernel for both \mathbf{x} and \mathbf{y} , the other is Laplacian kernel. Here, we generate $X_j, j = 1, \dots, 5$ and $Y_j, j = 3, 4, 5$, independently from standard normal distribution. The noise $\varepsilon_j, j = 1, 2$ are set in two different distributions, standard normal distribution and t distribution with 3 degrees of freedom. We consider the following three scenarios.

- (1) Linear: $Y_j = 0.4X_j + 0.2X_{j+1} + 2\lambda\varepsilon_j$ for $j = 1, 2$.
- (2) Log: $Y_j = 1.2\log(X_j^2) + 6\lambda\varepsilon_j$ for $j = 1, 2$.
- (3) Quadratic: $Y_j = 0.2(X_j - 2)^2 + 6\lambda\varepsilon_j$ for $j = 1, 2$.

We firstly examine the accuracy for these tests in estimating critical values under

independence case. We fix $\lambda = 1$ and generate \mathbf{x} and \mathbf{y} following the same marginal distribution with (\mathbf{x}, \mathbf{y}) in three scenarios but independent with each other. We report the empirical size at significance level $\alpha = 0.05$ in Table 1. Then, we vary $\lambda \in \{0.1, \dots, 1\}$ and depict the empirical powers at significance level $\alpha = 0.05$ in Figure 2.

(1)		DC	HHG	HSIC	Ball	$\text{Acov}_{1,\text{Laplacian}}$
	z	0.052	0.044	0.058	0.050	0.054
	t_3	0.050	0.058	0.056	0.044	0.064
		$\text{Acov}_{1,\text{distance}}$	$\text{Acov}_{2,\text{Laplacian}}$	$\text{Acov}_{2,\text{distance}}$	$\text{Acov}_{3,\text{Laplacian}}$	$\text{Acov}_{3,\text{distance}}$
	z	0.048	0.056	0.052	0.048	0.050
	t_3	0.062	0.064	0.064	0.064	0.062
(2)		DC	HHG	HSIC	Ball	$\text{Acov}_{1,\text{Laplacian}}$
	z	0.048	0.056	0.044	0.052	0.054
	t_3	0.038	0.036	0.050	0.046	0.038
		$\text{Acov}_{1,\text{distance}}$	$\text{Acov}_{2,\text{Laplacian}}$	$\text{Acov}_{2,\text{distance}}$	$\text{Acov}_{3,\text{Laplacian}}$	$\text{Acov}_{3,\text{distance}}$
	z	0.044	0.062	0.052	0.050	0.054
	t_3	0.046	0.044	0.052	0.040	0.046
(3)		DC	HHG	HSIC	Ball	$\text{Acov}_{1,\text{Laplacian}}$
	z	0.046	0.052	0.040	0.050	0.064
	t_3	0.046	0.050	0.044	0.054	0.068
		$\text{Acov}_{1,\text{distance}}$	$\text{Acov}_{2,\text{Laplacian}}$	$\text{Acov}_{2,\text{distance}}$	$\text{Acov}_{3,\text{Laplacian}}$	$\text{Acov}_{3,\text{distance}}$
	z	0.054	0.064	0.054	0.064	0.048
	t_3	0.056	0.068	0.060	0.066	0.060

Table 1: The empirical size of tests under three scenarios with noise of standard normal distribution (z) and t distribution with 3 degrees of freedom (t_3). The tests include distance correlation test (DC), the multivariate test of Heller et al. (2013) (HHG), the Hilbert-Schmidt independence criterion with Gaussian kernel (HSIC), Ball covariance test (Ball), $\text{Acov}_m(\mathbf{x}, \mathbf{y})$, $m = 1, 2, 3$ using distance kernel and Laplacian kernel.

Table 1 confirms that all methods can control the empirical size of tests. In respect of empirical power performance, from Figure 2, we notice that our methods have similar performance when the same kernel used, while largely different performance using different kernels. In linear dependent case, our tests using distance kernel outperform other tests. By contrast, Laplacian kernel is better in log and quadratic

dependent case. This illustrates that different kernels are adapted to detecting different dependent structures. Additionally, the superiority of our methods are larger when the noises change from normal distribution to t distributions, this indicates that our methods are more robust to the heavy tail distributions.

Study 2. We consider the random variables are both vectors with relatively large dimensions. We fix $\mathbf{x} \stackrel{\text{def}}{=} (X_1, \dots, X_{100})^T$ and $\mathbf{y} \stackrel{\text{def}}{=} (Y_1, \dots, Y_{100})^T$. Under this case, we choose L^1 -norm based kernel for both \mathbf{x} and \mathbf{y} in $\text{Acov}_m(\mathbf{x}, \mathbf{y})$, $m = 1, 2, 3$. Here, we generate $X_j, j = 1, \dots, 100$ independently from uniform distribution on $[0, 1]$. The noise $\varepsilon_j, j = 1, \dots, 100$ are set in two different distributions, standard normal distribution and t distribution with 3 degrees of freedom. We consider the following three scenarios.

- (4) Circle: $Y_j = 1.5(1 - X_j^2)^{1/2}Z_j + \lambda\varepsilon_j$, $\text{pr}(Z_j = \pm 1) = 1/2$, for $j = 1, \dots, 100$.
- (5) Two Parabola: $Y_j = X_j^2Z_j + 0.7\lambda\varepsilon_j$, $\text{pr}(Z_j = \pm 1) = 1/2$, for $j = 1, \dots, 100$.
- (6) Sinusodial: $Y_j = \sin(4\pi X_j) + 4\lambda\varepsilon_j$, for $j = 1, \dots, 100$.

Similarly as Study 1, we fix $\lambda = 1$ and generate \mathbf{x} and \mathbf{y} has the same marginal distribution with (\mathbf{x}, \mathbf{y}) in above scenarios. We report the empirical size in Table 2 at significance level $\alpha = 0.05$. Then, we vary λ and report the empirical power in Figure 3.

As Study 1, Table 2 confirms that all methods can control the empirical size of tests. Figure 3, especially the subfigure of circle dependent case, clearly illustrates the superiority of our tests using L^1 norm based kernel facing the large dimensional vectors.

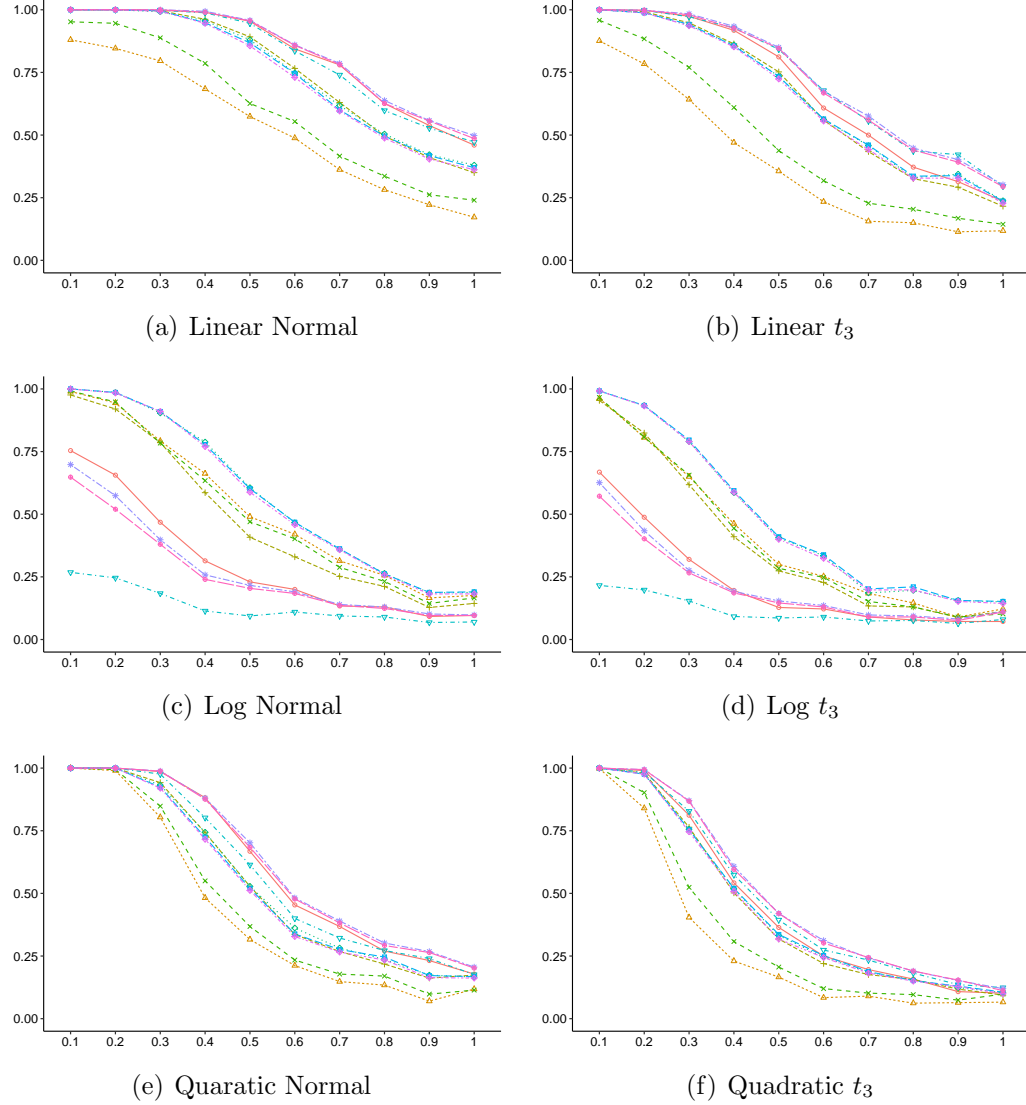


Figure 2: The empirical power of tests under three scenarios with noise of standard normal distribution (z) and t distribution with 3 degrees of freedom (t_3). The horizontal axis represents λ which controls the size of noise and the vertical axis represents the empirical power. We use different marks to represents different tests, distance correlation test: \circ ; the multivariate test of Heller et al. (2013): \triangle ; the Hilbert-Schmidt independence criterion with Gaussian kernel: $+$; Ball covariance test: \times ; $\text{Acov}_1(\mathbf{x}, \mathbf{y})$ using Laplacian kernel: \diamond ; $\text{Acov}_2(\mathbf{x}, \mathbf{y})$ using Laplacian kernel: \boxtimes ; $\text{Acov}_3(\mathbf{x}, \mathbf{y})$ using Laplacian kernel: \diamondsuit ; $\text{Acov}_1(\mathbf{x}, \mathbf{y})$ using distance kernel: ∇ ; $\text{Acov}_2(\mathbf{x}, \mathbf{y})$ using distance kernel: $*$; $\text{Acov}_3(\mathbf{x}, \mathbf{y})$ using distance kernel: \oplus .

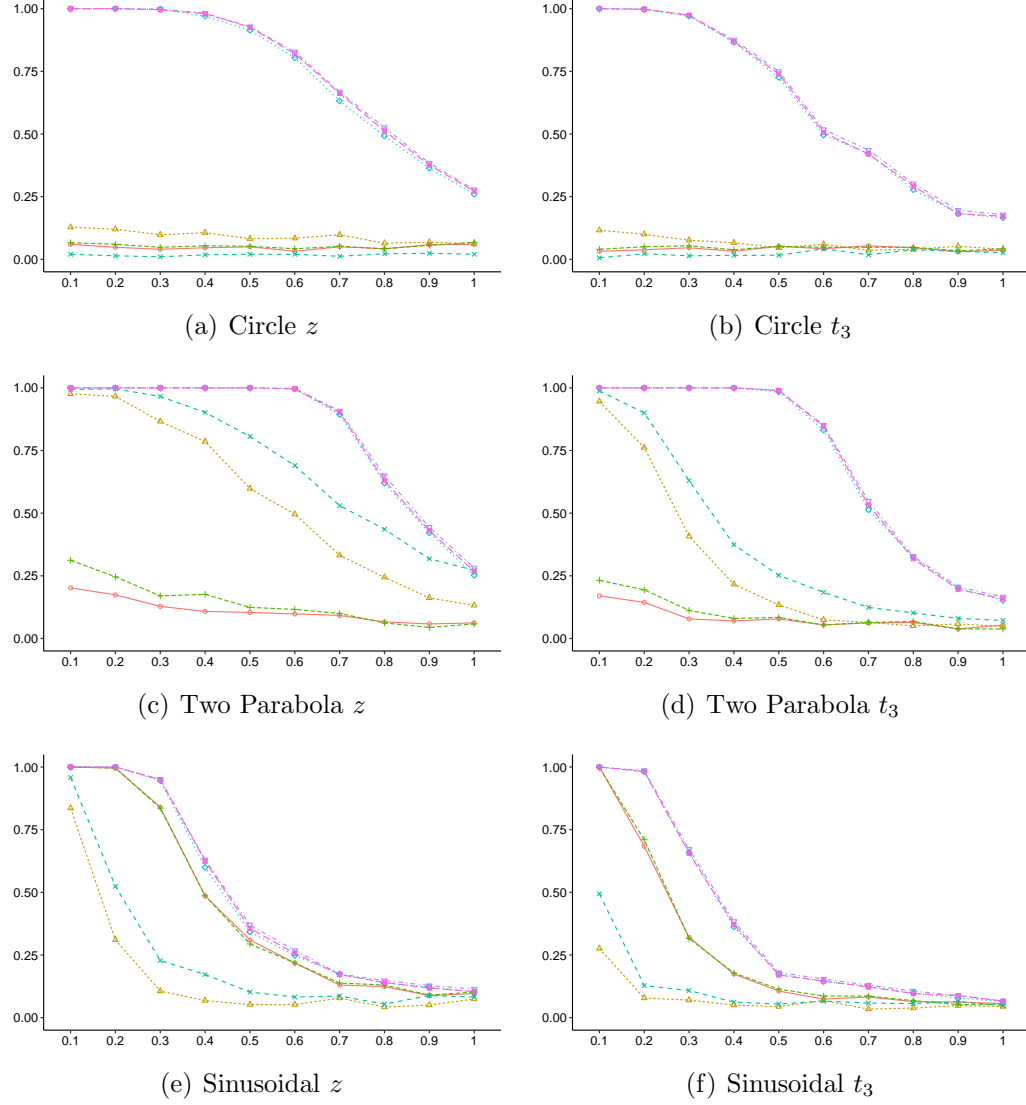


Figure 3: The empirical power of tests under three scenarios with noise of standard normal distribution (z) and t distribution with 3 degrees of freedom (t_3). The horizontal axis represents λ which controls the size of noise and the vertical axis represents the empirical power. We use different marks to represents different tests, distance correlation test: \circ ; the multivariate test of Heller et al. (2013): \triangle ; the Hilbert-Schmidt independence criterion with Gaussian kernel: $+$; Ball covariance test: \times ; $\text{Acov}_1(\mathbf{x}, \mathbf{y})$ using L^1 norm kernel: \diamond ; $\text{Acov}_2(\mathbf{x}, \mathbf{y})$ using L^1 norm kernel: ∇ ; $\text{Acov}_3(\mathbf{x}, \mathbf{y})$ using L^1 norm kernel: \boxtimes .

		DC	HHG	HSIC	Ball	Acov ₁	Acov ₂	Acov ₃
(7)	z	0.042	0.068	0.044	0.056	0.044	0.050	0.044
	t_3	0.038	0.034	0.040	0.046	0.052	0.052	0.050
(8)	z	0.032	0.056	0.046	0.068	0.046	0.048	0.044
	t_3	0.060	0.054	0.058	0.058	0.050	0.048	0.040
(9)	z	0.064	0.024	0.068	0.050	0.050	0.056	0.052
	t_3	0.052	0.040	0.050	0.046	0.052	0.044	0.042

Table 2: The empirical size of tests under three scenarios with noise of standard normal distribution (z) and t distribution with 3 degrees of freedom (t_3). The tests include distance correlation test (DC), the multivariate test of Heller et al. (2013) (HHG), the Hilbert-Schmidt independence criterion with Gaussian kernel (HSIC), Ball covariance test (Ball), $\text{Acov}_m(\mathbf{x}, \mathbf{y}), m = 1, 2, 3$ using L^1 -norm based kernel.

Study 3. We consider the random variables involve symmetry positive definite matrix. For our methods, we choose log-Euclidean kernel for random variables if they are symmetry positive definite matrix, and Laplacian kernel for random variables if they are univariate random variables. Three other methods are taken into consideration, generalized distance correlation test, the multivariate test of Heller et al. (2013) and Ball covariance test. As these three methods are distance based, we calculate the distance between matrices based on log-Euclidean kernel. We consider the following three scenarios. Here, we generate Z_1 and Z_2 with from two distributions, binomial normal distribution and binomial t distribution with 3 degrees of freedom. Both binomial normal distribution and binomial t distribution have zero mean and covariance matrix or scale matrix as Σ , where $(\Sigma)_{11} = (\Sigma)_{22} = 1$ and $(\Sigma)_{12} = (\Sigma)_{21} = \rho$.

(7) Matrix-matrix : $\mathbf{X}, \mathbf{Y} \in \mathbb{R}^{3 \times 3}$. $(\mathbf{X})_{rl} = 1/(1 + Z_1^2)$ and $(\mathbf{Y})_{rl} = 1/(1 + Z_2^2)$ for $r \neq l$, $(\mathbf{X})_{rr} = 1$ and $(\mathbf{Y})_{rr} = 1$ for $r = 1, 2, 3$.

(8) Block matrix: $\mathbf{Z}_1, \mathbf{Z}_2 \in \mathbb{R}^{2 \times 2}$, where $(\mathbf{Z}_1)_{11} = (\mathbf{Z}_1)_{22} = (\mathbf{Z}_2)_{11} = (\mathbf{Z}_2)_{22} = 1$, $(\mathbf{Z}_1)_{12} = (\mathbf{Z}_1)_{21} = 1/(1 + Z_1^2)$ and $(\mathbf{Z}_2)_{12} = (\mathbf{Z}_2)_{21} = 1/(1 + Z_2^2)$. $\mathbf{X} = \text{diag}(\mathbf{Z}_1, \mathbf{Z}_1)$ and $\mathbf{Y} = \text{diag}(\mathbf{Z}_2, \mathbf{Z}_2)$.

- (9) Matrix-vector: $\mathbf{X} \in \mathbb{R}^{3 \times 3}$, $Y \in \mathbb{R}$. $(\mathbf{X})_{rl} = 1/(1 + Z_1^2)$ for $r \neq l$, $(\mathbf{X})_{rr} = 1$ for $r = 1, 2, 3$. $Y = (Z_2 - 2)^2$.

To examine the accuracy in estimating the critical value under independence cases, we generate \mathbf{X} and \mathbf{Y} has the same marginal distribution with (\mathbf{X}, \mathbf{Y}) in above scenarios. We report the empirical size in Table 3 at significance level $\alpha = 0.05$. Then, we vary $\rho \in \{0, 0.1, \dots, 0.9\}$ and report the empirical power in Figure 4.

		GDC	HHG	Ball	Acov ₁	Acov ₂	Acov ₃
(7)	z	0.048	0.038	0.056	0.068	0.068	0.064
	t_3	0.044	0.044	0.050	0.042	0.050	0.052
(8)	z	0.044	0.052	0.044	0.058	0.056	0.060
	t_3	0.056	0.044	0.060	0.056	0.068	0.056
(9)	z	0.034	0.044	0.042	0.050	0.054	0.054
	t_3	0.050	0.058	0.050	0.050	0.050	0.048

Table 3: The empirical size of tests under three scenarios with noise of standard normal distribution (z) and t distribution with 3 degrees of freedom (t_3). The tests include generalized distance correlation test (GDC), the multivariate test of Heller et al. (2013) (HHG), Ball covariance test (Ball), $\text{Acov}_m(\mathbf{X}, \mathbf{Y})$, $m = 1, 2, 3$ using L^1 -norm based kernel.

Table 3 confirms that all methods can control the empirical size of tests. Figure 4, especially the subfigure of circle dependent case, clearly illustrates the superiority of our tests using L^1 norm based kernel facing the large dimensional vectors.

5.2. Real data analysis

The microbial communities living in the human intestinal impact greatly on the human health and their states are associated with series of host factors. Usually, the microbiome data are characterized with large dimension and over-dispersion, which brings challenges for statistical methods. In this study, we will analyze the microbiome data in human intestinal ecosystem using our proposed methods. To

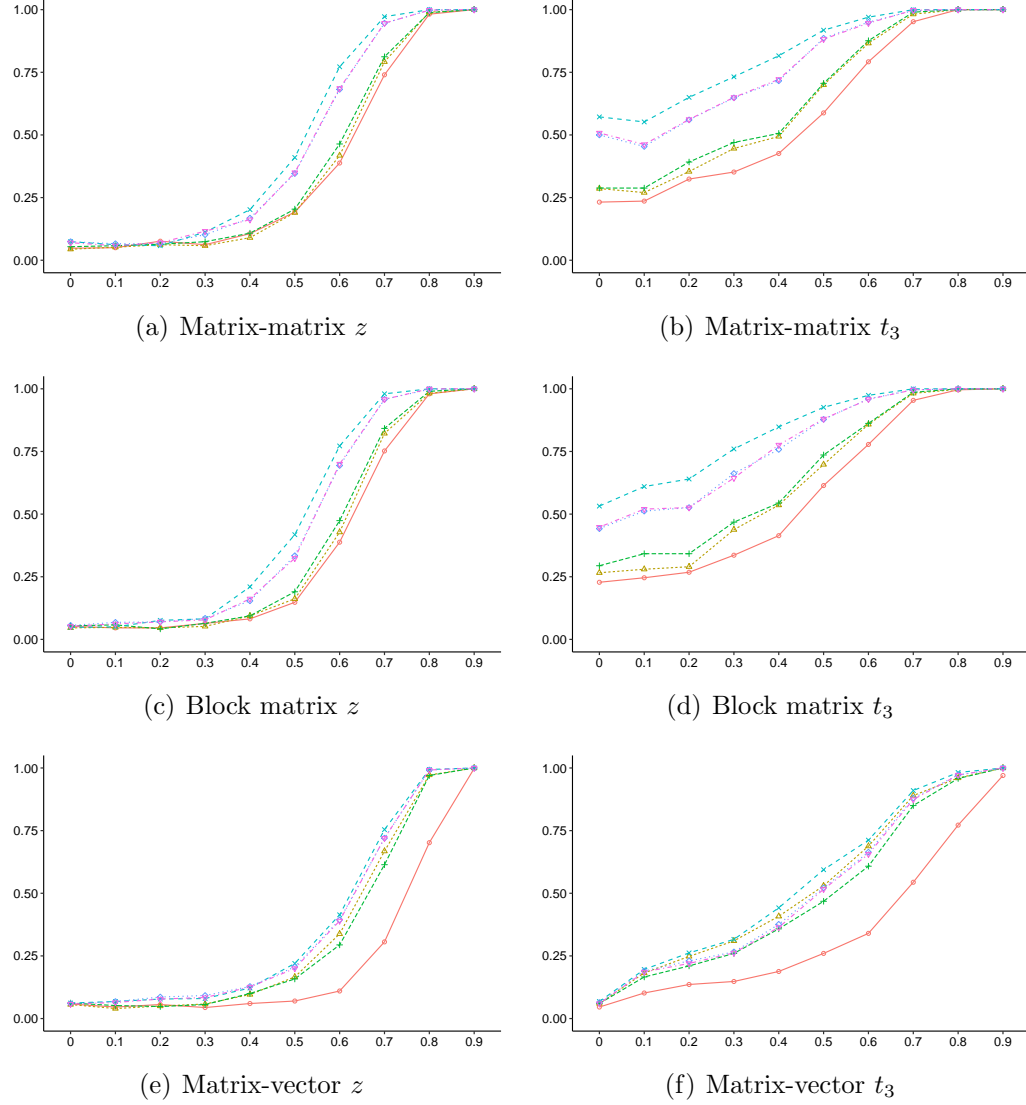


Figure 4: The empirical power of tests under three scenarios with noise of standard normal distribution (z) and t distribution with 3 degrees of freedom (t_3). The horizontal axis represents ρ which controls the strength of dependence and the vertical axis represents the empirical power. We use different marks to represents different tests, distance correlation test: \circ ; the multivariate test of Heller et al. (2013): \triangle ; Ball covariance test: $+$; Acov_1 using L_1 norm kernel: \times ; Acov_2 using L_1 norm kernel: \diamond ; Acov_3 using L_1 norm kernel: ∇ .

be specific, we will test independence between the host factor-age and intestinal microbiota. The data are collected in Lahti et al. (2014) and can be downloaded from <https://datadryad.org/stash/dataset/doi:10.5061/dryad.pk75d>. It consists 130 genus-like phylogenetic groups that cover the majority of the known bacterial diversity of the human intestine. The data provides the absolute Human Intestinal Tract Chip (HITChip) signal estimate of these groups. The sample includes 1006 adults from 18-77 years old in 15 western countries. Basic information like age, sex, nationality and BMI groups are also involved in the data.

To analyze this data, we first remove the empty values. Then, we control two variables, BMI and Sex, and divide the data into eight categories, lean male ($n = 189$), lean female ($n = 304$), overweight male ($n = 102$), overweight female ($n = 102$), obese male ($n = 91$), obese female ($n = 133$), severeobese male ($n = 30$), and severeobese female ($n = 70$). We test independence within each category. Here, X is univariate random variables, representing the age and \mathbf{y} is 130 dimensional random vectors, representing the phylogenetic groups. For our methods $\text{Acov}_m(X, \mathbf{y})$, $m = 1, 2, 3$, we choose the distance kernel for X and L^1 norm based kernel for \mathbf{y} . Additionally, we consider four other methods used in Study 1 of simulation. In Table 4, we report the p values for these tests in eight categories. Compared with other methods, our proposed tests detect association between age and phylogenetic groups in each categories. This indicates that different ages has different microbiome compositions, which in concordance with conclusions in Zhang and Dao (2020).

6. CONCLUDING REMARKS

We introduce a general framework of angle based independence test using repro-

		DC	HHG	HSIC	Ball	Acov ₁	Acov ₂	Acov ₃
lean	male	0.005	0.004	0.005	0.005	<0.001	<0.001	<0.001
	female	0.005	0.004	0.005	0.005	<0.001	<0.001	<0.001
overweight	male	0.225	0.210	0.335	0.225	0.002	<0.001	<0.001
	female	0.020	0.156	0.010	0.155	<0.001	<0.001	<0.001
obese	male	0.060	0.074	0.095	0.190	<0.001	0.073	0.073
	female	0.030	0.121	0.035	0.080	<0.001	<0.001	<0.001
severeobese	male	0.225	0.296	0.380	0.370	<0.001	<0.001	<0.001
	female	0.055	0.015	0.005	0.010	<0.001	<0.001	<0.001

Table 4: The p values of tests in eight categories. The tests include distance correlation test (DC), the multivariate test of Heller et al. (2013) (HHG), the Hilbert-Schmidt independence criterion using Gaussian kernel (HSIC), Ball covariance test (Ball), $\text{Acov}_m(X, \mathbf{y})$, $m = 1, 2, 3$ using distance kernel for X and L^1 -norm based kernel for \mathbf{y} .

ducing kernel Hilbert space. We consider that both random variables are in metric spaces and derive the angle based dependence measure by making use of the reproducing kernel Hilbert space equipped with Gaussian measure. This framework can be adapted to different types of data and it also incorporates several well-known angle based independence tests. In addition, our framework can induce another notable dependence measure, generalized distance correlation, which is proposed by direct definition. We conduct comprehensive simulations on various types of data, including large dimensional vectors and symmetry positive definite matrix, which shows remarkable performance. The idea of the whole framework can also be used to generalize other test statistics on univariate or multivariate random variables to metric spaces.

REFERENCE

Arsigny, V., Fillard, P., Pennec, X., and Ayache, N. (2007). “Geometric means in a novel vector space structure on symmetric positive-definite matrices.” *SIAM*

- journal on matrix analysis and applications*, **29(1)**, 328–347.
- Berlinet, A. and Thomas-Agnan, C. (2011). *Reproducing kernel Hilbert spaces in probability and statistics*. Springer Science & Business Media.
- Bogomolny, E., Bohigas, O., and Schmit, C. (2007). “Distance matrices and isometric embeddings.” *arXiv preprint arXiv:0710.2063*.
- Da Prato, G. (2014). *Introduction to stochastic analysis and Malliavin calculus*, volume 13. Springer.
- Damodaran, B.B., Courty, N., and Lefèvre, S. (2017). “Sparse hilbert schmidt independence criterion and surrogate-kernel-based feature selection for hyperspectral image classification.” *IEEE Transactions on Geoscience and Remote Sensing*, **55(4)**, 2385–2398.
- Deb, N., Ghosal, P., and Sen, B. (2020). “Measuring association on topological spaces using kernels and geometric graphs.” *arXiv preprint arXiv:2010.01768*.
- Deb, N. and Sen, B. (2021). “Multivariate rank-based distribution-free nonparametric testing using measure transportation.” *Journal of the American Statistical Association*, pages 1–16.
- Dryden, I.L., Koloydenko, A., and Zhou, D. (2009). “Non-euclidean statistics for covariance matrices, with applications to diffusion tensor imaging.” *The Annals of Applied Statistics*, **3(3)**, 1102–1123.
- Gao, L., Fan, Y., Lv, J., and Shao, Q.M. (2021). “Asymptotic distributions of high-dimensional distance correlation inference.” *The Annals of Statistics*, **49(4)**, 1999–2020.

- Greenfeld, D. and Shalit, U. (2020). “Robust learning with the hilbert-schmidt independence criterion.” In “International Conference on Machine Learning,” pages 3759–3768. PMLR.
- Gretton, A., Fukumizu, K., Teo, C., Song, L., Schölkopf, B., and Smola, A. (2007). “A kernel statistical test of independence.” *Advances in neural information processing systems*, **20**.
- Gretton, A., Smola, A., Bousquet, O., Herbrich, R., Belitski, A., Augath, M., Murayama, Y., Pauls, J., Schölkopf, B., and Logothetis, N. (2005). “Kernel constrained covariance for dependence measurement.” In “International Workshop on Artificial Intelligence and Statistics,” pages 112–119. PMLR.
- Gupta, S.S. (1963). “Probability integrals of multivariate normal and multivariate t_1 .” *The Annals of Mathematical Statistics*, **34(3)**, 792–828.
- Heller, R., Heller, Y., and Gorfine, M. (2013). “A consistent multivariate test of association based on ranks of distances.” *Biometrika*, **100(2)**, 503–510.
- Huang, C. and Huo, X. (2017). “A statistically and numerically efficient independence test based on random projections and distance covariance.” *arXiv preprint arXiv:1701.06054*.
- Jacod, J. and Protter, P. (2004). *Probability essentials*. Springer Science & Business Media.
- Ke, C. and Yin, X. (2019). “Expected conditional characteristic function-based measures for testing independence.” *Journal of the American Statistical Association*.

- Kim, I., Balakrishnan, S., and Wasserman, L. (2020). “Robust multivariate nonparametric tests via projection averaging.” *The Annals of Statistics*, **48(6)**, 3417–3441.
- Lahti, L., Salojärvi, J., Salonen, A., Scheffer, M., and De Vos, W.M. (2014). “Tipping elements in the human intestinal ecosystem.” *Nature communications*, **5(1)**, 1–10.
- Lai, T., Zhang, Z., Wang, Y., and Kong, L. (2021). “Testing independence of functional variables by angle covariance.” *Journal of Multivariate Analysis*, **182**, 104711.
- Li, Z. and Zhang, Y. (2020). “On a projective ensemble approach to two sample test for equality of distributions.” In “International Conference on Machine Learning,” pages 6020–6027. PMLR.
- Liu, J., Si, Y., Xu, W., and Zhang, R. (2022). “A new nonparametric extension of anova via a projection mean variance measure.” *Statistica Sinica*, **32(1)**, 367–390.
- Pan, W., Wang, X., Zhang, H., Zhu, H., and Zhu, J. (2020). “Ball covariance: A generic measure of dependence in banach space.” *Journal of the American Statistical Association*, **115(529)**, 307–317.
- Pearson, K. (1895). “Notes on regression and inheritance in the case of two parents.” *Proceedings of the Royal Society of London*, **58**, 240–242.
- Pfister, N., Bühlmann, P., Schölkopf, B., and Peters, J. (2018). “Kernel-based tests for joint independence.” *Journal of the Royal Statistical Society: Series B (Statistical Methodology)*, **80(1)**, 5–31.
- Rudra, P., Baxter, R., Hsieh, E.W., and Ghosh, D. (2022). “Compositional data

- analysis using kernels in mass cytometry data.” *Bioinformatics Advances*, **2(1)**, vbac003.
- Sarkar, S., Biswas, R., and Ghosh, A.K. (2020). “On some graph-based two-sample tests for high dimension, low sample size data.” *Machine Learning*, **109(2)**, 279–306.
- Sarkar, S. and Ghosh, A.K. (2018). “On some high-dimensional two-sample tests based on averages of inter-point distances.” *Stat*, **7(1)**, e187.
- Satterthwaite, F.E. (1946). “An approximate distribution of estimates of variance components.” *Biometrics bulletin*, **2(6)**, 110–114.
- Schölkopf, B., Smola, A.J., Bach, F., et al. (2002). *Learning with kernels: support vector machines, regularization, optimization, and beyond*. MIT press.
- Sejdinovic, D., Sriperumbudur, B., Gretton, A., and Fukumizu, K. (2013). “Equivalence of distance-based and rkhs-based statistics in hypothesis testing.” *The Annals of Statistics*, **41(5)**, 2263–2291.
- Serfling, R.L. (1980). *Approximation Theorems in Mathematical Statistics*. New York: Wiley.
- Shi, H., Drton, M., and Han, F. (2020). “Distribution-free consistent independence tests via center-outward ranks and signs.” *Journal of the American Statistical Association*, pages 1–16.
- Sriperumbudur, B.K., Fukumizu, K., and Lanckriet, G.R. (2011). “Universality, characteristic kernels and rkhs embedding of measures.” *Journal of Machine Learning Research*, **12(7)**.

- Székely, G.J. and Rizzo, M.L. (2014). “Partial distance correlation with methods for dissimilarities.” *The Annals of Statistics*, **42(6)**, 2382–2412.
- Székely, G.J., Rizzo, M.L., and Bakirov, N.K. (2007). “Measuring and testing dependence by correlation of distances.” *The annals of statistics*, **35(6)**, 2769–2794.
- van Zanten, J. and van der Vaart, A. (2008). “Reproducing kernel hilbert spaces of gaussian priors.” In “Pushing the limits of contemporary statistics: contributions in honor of Jayanta K. Ghosh,” pages 200–222. Institute of Mathematical Statistics.
- Wainwright, M.J. (2019). *High-dimensional statistics: A non-asymptotic viewpoint*, volume 48. Cambridge University Press.
- Welch, B.L. (1938). “The significance of the difference between two means when the population variances are unequal.” *Biometrika*, **29(3/4)**, 350–362.
- Xu, K. and Zhu, L. (2022). “Power analysis of projection-pursuit independence tests.” *Statist. Sinica*, **32**, 417–33.
- Yan, J. and Zhang, X. (2021). “Kernel two-sample tests in high dimension: Interplay between moment discrepancy and dimension-and-sample orders.” *arXiv preprint arXiv:2201.00073*.
- Yao, S., Zhang, X., and Shao, X. (2018). “Testing mutual independence in high dimension via distance covariance.” *Journal of the Royal Statistical Society: Series B (Statistical Methodology)*, **80(3)**, 455–480.
- Zhang, Q. and Dao, T. (2020). “A distance based multisample test for high-dimensional compositional data with applications to the human microbiome.” *BMC bioinformatics*, **21(9)**, 1–17.

- Zhang, Q., Filippi, S., Gretton, A., and Sejdinovic, D. (2018). “Large-scale kernel methods for independence testing.” *Statistics and Computing*, **28(1)**, 113–130.
- Zhang, Y. and Zhu, L. (2022). “Projective independence tests in high dimensions: the curses and the cures.” *Journal of Machine Learning Research*, **(under review)**.
- Zhu, C., Zhang, X., Yao, S., and Shao, X. (2020). “Distance-based and rkhs-based dependence metrics in high dimension.” *The Annals of Statistics*, **48(6)**, 3366–3394.
- Zhu, L., Xu, K., Li, R., and Zhong, W. (2017). “Projection correlation between two random vectors.” *Biometrika*, **104(4)**, 829–843.

SUPPLEMENT TO “A GENERAL FRAMEWORK OF ANGLE BASED NONPARAMETRIC TESTS”

In this Supplement Material, we provide proofs for Theorems 1-3 in the main context. For the notation clarity, we denote $B(\mathcal{X})$ as the subset of $C(\mathcal{X})$ with are continuous functions bounded by 1 with respect to infinite norm. $B(\mathcal{Y})$ is denoted in an analogous manner.

A Technical Lemmas

In the following context, we provide a spectral view of reproducing kernel Hilbert space and introduce the important series representation for inner product. Then, we introduce Gaussian measures and consider a special case, Gaussian measure with identity covariance operator. By showing the of reproducing kernel Hilbert space equipped with Gaussian measure using identity covariance operator, we establish Lemma .

Given real-valued reproducing kernel Hilbert space \mathcal{H}_K with reproducing kernel $K : \mathcal{Z} \times \mathcal{Z} \rightarrow \mathbb{R}$, if K is continuous, we define the integral operator $T_K : L^2(\mathcal{Z}, \mu) \rightarrow L^2(\mathcal{Z}, \mu)$ by

$$(T_K f)(\cdot) = \int_{z \in \mathcal{Z}} K(\cdot, z) f(z) d\mu(z),$$

According to Mercer’s Theorem (Wainwright, 2019, Theorem 12.20), there is an orthonormal basis $\{\psi_j\}$ of $L^2(\mathcal{Z}, \mu)$ consisting of eigenfunctions T_K such that the corresponding sequence of eigenvalues $\{\lambda_j\}$ are non-negative. $K(z_1, z_2)$ has the represen-

tation

$$K(z_1, z_2) = \sum_{j=1}^{\infty} \lambda_j \psi_j(z_1) \psi_j(z_2),$$

where the convergence is absolute and uniform. And this series representation refers to Mercer representation of K . This representation gives an explicit characterization of reproducing kernel Hilbert space (Wainwright, 2019, Corollary 12.26). For any $f, g \in \mathcal{H}_K$,

$$\langle f, g \rangle_{H_K} = \sum_{j=1}^{\infty} \lambda_j^{-1} \langle f, \psi_j \rangle_{L^2} \langle g, \psi_j \rangle_{L^2}.$$

Suppose \mathcal{H} is separable Hilbert space, $a \in \mathcal{H}$ and $Q : \mathcal{H} \rightarrow \mathcal{H}$ is continuous, symmetric and positive linear operator. According to Da Prato (2014, Theorem 1.11), a Gaussian measure μ on \mathcal{H} with mean zero and covariance operator Q , has the characteristic function as

$$\int_{h \in \mathcal{H}} \exp(i \langle h, f \rangle_{\mathcal{H}}) \mu(dh) = \exp(-2^{-1} \langle Qf, f \rangle_{\mathcal{H}}).$$

Let $\{e_m\}$ be orthonormal eigenfunctions and $\{\sigma_m\}$ be corresponding eigenvalues, satisfying that $Qe_m = \sigma_m e_m$. The Gaussian measure μ has the following representation,

$$\mu(dh) = \prod_{m=1}^{\infty} \mu_m(dh), \text{ where } \mu_m(dh) = (2\pi\sigma_m)^{-1/2} \exp\{-\langle h, e_m \rangle_{\mathcal{H}}^2 / (2\sigma_m)\} d\langle h, e_m \rangle_{\mathcal{H}}.$$

For reproducing kernel Hilbert space equipped with Gaussian measures using zero mean and identity covariance operator, we choose a special orthonormal basis in \mathcal{H}_K ,

$\{\lambda_m^{1/2}\psi_m\}$. For $h \in \mathcal{H}_K$, denote $h_m \stackrel{\text{def}}{=} \langle h, \lambda_m^{1/2}\psi_m \rangle_{\mathcal{H}_K}$. Using the representation of inner product of reproducing kernel Hilbert space, we have $h_m = \lambda_m^{-1/2} \langle h, \psi_m \rangle_{L^2}$.

$$\mu(dh) = \prod_{m=1}^{\infty} (2\pi)^{-1/2} \exp(-h_m^2/2) dh_m.$$

With this preparation knowledge, we will prove Lemma 1 and 2.

LEMMA A.3. (*Gupta, 1963, Page 801*) Let $(Z_1, Z_2)^T$ be bivariate normally distribution with mean 0 and correlation ρ . Then, $\text{pr}(Z_1 \leq 0, Z_2 \leq 0) = 4^{-1} + (2\pi)^{-1} \arcsin \rho$.

LEMMA A.4. Let \mathbf{z}_1 and \mathbf{z}_2 be two vectors in \mathbb{R}^m . Suppose \mathbf{x} is random vector in \mathbb{R}^m and follows multivariate standard normal distribution. Then, $E\{1(\langle \mathbf{z}_1, \mathbf{x} \rangle \leq 0)1(\langle \mathbf{z}_2, \mathbf{x} \rangle \leq 0)\} = 2^{-1} - (2\pi)^{-1} \arccos\{\mathbf{z}_1^T \mathbf{z}_2 / (\|\mathbf{z}_1\| \|\mathbf{z}_2\|)\}$.

Proof of Lemma A.4: $\langle \mathbf{z}_1, \mathbf{x} \rangle$ and $\langle \mathbf{z}_2, \mathbf{x} \rangle$ follow normal distribution with mean 0 and correlation $\mathbf{z}_1^T \mathbf{z}_2 / (\|\mathbf{z}_1\| \|\mathbf{z}_2\|)$. From Lemma A.3, we can straightly derive that $E\{1(\langle \mathbf{z}_1, \mathbf{x} \rangle \leq 0)1(\langle \mathbf{z}_2, \mathbf{x} \rangle \leq 0)\} = 2^{-1} - (2\pi)^{-1} \arccos\{\mathbf{z}_1^T \mathbf{z}_2 / (\|\mathbf{z}_1\| \|\mathbf{z}_2\|)\}$. \square

LEMMA 1. Suppose s_1, s_2 and h are in separable reproducing kernel Hilbert space \mathcal{H}_K , which has continuous reproducing kernel $K : \mathcal{X} \times \mathcal{X} \rightarrow \mathbb{R}$. Let μ be Gaussian measure on \mathcal{H}_K with mean zero and identity covariance operator. Then,

$$\begin{aligned} & \int_{h \in \mathcal{H}_K} 1(\langle s_1, h \rangle_{\mathcal{H}_K} \leq 0) 1(\langle s_2, h \rangle_{\mathcal{H}_K} \leq 0) \mu(dh) \\ &= 2^{-1} - (2\pi)^{-1} \arccos\{\langle s_1, s_2 \rangle_{\mathcal{H}_K} / (\|s_1\|_{\mathcal{H}_K} \|s_2\|_{\mathcal{H}_K})\}. \end{aligned}$$

Further, if $U \in \mathbb{R}$ follows standard normal distribution,

$$\begin{aligned} & \int_{h \in \mathcal{H}_K} E\{1(\langle s_1, h \rangle_{\mathcal{H}_K} \leq U)1(\langle s_2, h \rangle_{\mathcal{H}_K} \leq U)\} \mu(dh) \\ &= 2^{-1} - (2\pi)^{-1} \arccos\{(1 + \langle s_1, s_2 \rangle_{\mathcal{H}_K})(1 + \|s_1\|_{\mathcal{H}_K}^2)^{-1/2}(1 + \|s_2\|_{\mathcal{H}_K}^2)^{-1/2}\}. \end{aligned}$$

Proof of Lemma 1: We prove the first equation. As previous discussed, we choose orthonormal basis $\{\lambda_m^{1/2} \psi_m\}$ to represent Gaussian measure with zero mean identity covariance operator. We derive the integral that

$$\begin{aligned} & \int_{h \in \mathcal{H}_K} 1(\langle s_1, h \rangle_{\mathcal{H}_K} \leq 0)1(\langle s_2, h \rangle_{\mathcal{H}_K} \leq 0) \mu(dh) \\ &= \int_{h \in \mathcal{H}_K} 1\left(\sum_{m=1}^{\infty} \lambda_m^{-1} \langle s_1, \psi_m \rangle_{L^2} \langle h, \psi_m \rangle_{L^2} \leq 0\right) 1\left(\sum_{m=1}^{\infty} \lambda_m^{-1} \langle s_2, \psi_m \rangle_{L^2} \langle h, \psi_m \rangle_{L^2} \leq 0\right) \mu(dh). \end{aligned}$$

Using the uniformity of the series representation and Fubini's Theorem, the above formula equals the following equation as M diverges to infinity.

$$\int_{h \in \mathcal{H}_K} 1\left(\sum_{m=1}^M \lambda_m^{-1} \langle s_1, \psi_m \rangle_{L^2} \langle h, \psi_m \rangle_{L^2} \leq 0\right) 1\left(\sum_{m=1}^M \lambda_m^{-1} \langle s_2, \psi_m \rangle_{L^2} \langle h, \psi_m \rangle_{L^2} \leq 0\right) \mu(dh).$$

This integral term equals

$$\begin{aligned} & \int_{h \in \mathcal{H}_K} 1\left(\sum_{m=1}^M \lambda_m^{-1/2} \langle s_1, \psi_m \rangle_{L^2} h_m \leq 0\right) 1\left(\sum_{m=1}^M \lambda_m^{-1/2} \langle s_2, \psi_m \rangle_{L^2} h_m \leq 0\right) \mu(dh) \\ &= \int_{h \in \mathcal{H}_K} 1\left(\sum_{m=1}^M \lambda_m^{-1/2} \langle s_1, \psi_m \rangle_{L^2} h_m \leq 0\right) 1\left(\sum_{m=1}^M \lambda_m^{-1/2} \langle s_2, \psi_m \rangle_{L^2} h_m \leq 0\right) \mu_1(dh) \dots \mu_M(dh) \\ &= 2^{-1} - (2\pi)^{-1} \arccos \left\{ \left(\sum_{m=1}^M \lambda_m^{-1} \langle s_1, \psi_m \rangle_{L^2} \langle s_2, \psi_m \rangle_{L^2} \right) \left(\sum_{m=1}^M \lambda_m^{-1} \langle s_1, \psi_m \rangle_{L^2}^2 \right)^{-1/2} \left(\sum_{m=1}^M \lambda_m^{-1} \langle s_2, \psi_m \rangle_{L^2}^2 \right)^{-1/2} \right\}. \end{aligned}$$

The second equality can be established by applying Lemma A.4. As M goes to infinity, we apply the series representation and derive the final result as,

$$\begin{aligned} & \int_{h \in \mathcal{H}_K} 1(\langle s_1, h \rangle_{\mathcal{H}_K} \leq 0) 1(\langle s_2, h \rangle_{\mathcal{H}_K} \leq 0) \mu(dh) \\ &= 2^{-1} - (2\pi)^{-1} \arccos\{\langle s_1, s_2 \rangle_{\mathcal{H}_K} / (\|s_1\|_{\mathcal{H}_K} \|s_2\|_{\mathcal{H}_K})\}. \end{aligned}$$

Following the above paradigm of the proof, we prove the second equation. We derive the integral that

$$\begin{aligned} & \int_{h \in \mathcal{H}_K} \int_{u \in \mathbb{R}} 1(\langle s_1, h \rangle_{\mathcal{H}_K} \leq u) 1(\langle s_2, h \rangle_{\mathcal{H}_K} \leq u) d\Phi_1(u) \mu(dh) \\ &= \int_{h \in \mathcal{H}_K} \int_{u \in \mathbb{R}} 1\left(\sum_{m=1}^{\infty} \lambda_m^{-1} \langle s_1, \psi_m \rangle_{L^2} \langle h, \psi_m \rangle_{L^2} \leq u\right) \\ & \quad 1\left(\sum_{m=1}^{\infty} \lambda_m^{-1} \langle s_2, \psi_m \rangle_{L^2} \langle h, \psi_m \rangle_{L^2} \leq u\right) d\Phi_1(u) \mu(dh). \end{aligned}$$

Using the uniformity of the series representation and Fubini's Theorem, the above formula equals the following equation as M diverges to infinity.

$$\int_{h \in \mathcal{H}_K} \int_{u \in \mathbb{R}} 1\left(\sum_{m=1}^M \lambda_m^{-1/2} \langle s_1, \psi_m \rangle_{L^2} h_m \leq u\right) 1\left(\sum_{m=1}^M \lambda_m^{-1/2} \langle s_2, \psi_m \rangle_{L^2} h_m \leq u\right) d\Phi_1(u) \mu(dh).$$

Denote $\mathbf{h} \stackrel{\text{def}}{=} (h_1, \dots, h_M, u)^T$, we know \mathbf{h} follows $M + 1$ dimensional standard multivariate normal distribution. Let $\Phi_{M+1}(\mathbf{h})$ be the $M + 1$ dimensional standard multi-

variate normal distribution function. The above integration equals

$$\begin{aligned}
& \int_{\mathbf{h} \in \mathbb{R}^{M+1}} 1 \left\{ (-1)u + \sum_{m=1}^M \lambda_m^{-1/2} \langle s_1, \psi_m \rangle_{L^2} h_m \leq 0 \right\} \\
& \quad 1 \left\{ (-1)u + \sum_{m=1}^M \lambda_m^{-1/2} \langle s_2, \psi_m \rangle_{L^2} h_m \leq 0 \right\} d\Phi_{M+1}(\mathbf{h}) \\
& = 2^{-1} - (2\pi)^{-1} \arccos \left\{ \left(1 + \sum_{m=1}^M \lambda_m^{-1} \langle s_1, \psi_m \rangle_{L^2} \langle s_2, \psi_m \rangle_{L^2} \right) \right. \\
& \quad \left. \left(1 + \sum_{m=1}^M \lambda_m^{-1} \langle s_1, \psi_m \rangle_{L^2}^2 \right)^{-1/2} \left(1 + \sum_{m=1}^M \lambda_m^{-1} \langle s_2, \psi_m \rangle_{L^2}^2 \right)^{-1/2} \right\}.
\end{aligned}$$

The above equality can be established by applying Lemma A.4. As M goes to infinity, we complete the proof for the second equation.

$$\begin{aligned}
& \int_{h \in \mathcal{H}_K} \int_{u \in \mathbb{R}} 1(\langle s_1, h \rangle_{\mathcal{H}_K} \leq u) 1(\langle s_2, h \rangle_{\mathcal{H}_K} \leq u) d\Phi_1(u) \mu(dh) \\
& = 2^{-1} - (2\pi)^{-1} \arccos \{ (1 + \langle s_1, s_2 \rangle_{\mathcal{H}_K}) (1 + \|s_1\|_{\mathcal{H}_K}^2)^{-1/2} (1 + \|s_2\|_{\mathcal{H}_K}^2)^{-1/2} \}.
\end{aligned}$$

□

LEMMA A.5. *Let $\mathbf{z}, \mathbf{x} \in \mathbb{R}^m$. \mathbf{z} follows multivariate standard normal distribution. We have $E\{|\mathbf{z}^T \mathbf{x}|\} = 2(2\pi)^{-1/2} \|\mathbf{x}\|$.*

Proof of Lemma A.5: Without loss of generality, we assume $\mathbf{x} = (X_1, 0, \dots, 0)^T$. Else, we can do orthogonal transformation and inverse of orthogonal transformation for \mathbf{x} and \mathbf{z} respectively. And \mathbf{z} still follows normal distribution. Let $\mathbf{z} = (Z_1, \dots, Z_m)$.

$$\begin{aligned}
E\{|\mathbf{z}^T \mathbf{x}|\} & = \int_{\mathbf{z} \in \mathbb{R}^m} |\mathbf{z}^T \mathbf{x}| \exp\{-\|\mathbf{z}\|^2/2\} d\mathbf{z} \\
& = \|\mathbf{x}\| \int_{\mathbf{z} \in \mathbb{R}^m} |Z_1| \exp\{-\|\mathbf{z}\|^2/2\} d\mathbf{z} = 2(2\pi)^{-1/2} \|\mathbf{x}\|.
\end{aligned}$$

The last equality is derived via direct integration using spherical coordinates. \square

LEMMA 2. Suppose s and h are in separable reproducing kernel Hilbert space \mathcal{H}_K , which has reproducing kernel $K : \mathcal{X} \times \mathcal{X} \rightarrow \mathbb{R}$. Let μ be Gaussian measure on \mathcal{H}_K with mean zero and identity covariance operator. Then,

$$\int_{h \in \mathcal{H}_K} |\langle s, h \rangle_{\mathcal{H}_K}| \mu(dh) = 2(2\pi)^{-1/2} \|s\|_{\mathcal{H}_K}.$$

Proof of Lemma 2: We choose orthonormal basis $\{\lambda_m^{1/2} \psi_m\}$ to represent Gaussian measure with zero mean identity covariance operator. Then, we derive the integral that

$$\begin{aligned} & \int_{h \in \mathcal{H}_K} |\langle s, h \rangle_{\mathcal{H}_K}| \mu(dh) \\ &= \int_{h \in \mathcal{H}_K} \left| \sum_{m=1}^{\infty} \lambda_m^{-1} \langle s, \psi_m \rangle_{L^2} \langle h, \psi_m \rangle_{L^2} \right| \mu(dh) \\ &= \lim_{M \rightarrow \infty} \int_{h \in \mathcal{H}_K} \left| \sum_{m=1}^M \lambda_m^{-1} \langle s, \psi_m \rangle_{L^2} \langle h, \psi_m \rangle_{L^2} \right| \mu_1(dh) \dots \mu_M(dh). \end{aligned} \quad (\text{A.1})$$

Then we calculate the integral term .

$$\begin{aligned} & \int_{h \in \mathcal{H}_K} \left| \sum_{m=1}^M \lambda_m^{-1} \langle s, \psi_m \rangle_{L^2} \langle h, \psi_m \rangle_{L^2} \right| \mu_1(dh) \dots \mu_M(dh) \\ &= \int_{h \in \mathcal{H}_K} \left| \sum_{m=1}^M \lambda_m^{-1/2} \langle s, \psi_m \rangle_{L^2} h_m \right| \mu_1(dh) \dots \mu_M(dh) \\ &= \left\{ \sum_{m=1}^M \lambda_m^{-1} \langle s, \psi_m \rangle_{L^2}^2 \right\}^{1/2}. \end{aligned} \quad (\text{A.2})$$

By plugging the above integral result into (A.1), we can derive that

$$\begin{aligned} & \int_{h \in \mathcal{H}_K} |\langle s, h \rangle_{\mathcal{H}_K}| \mu(dh) \\ &= \lim_{M \rightarrow \infty} \left\{ \sum_{m=1}^M \lambda_m^{-1} \langle s, \phi_m \rangle_{L^2}^2 \right\}^{1/2} = \left\{ \lim_{M \rightarrow \infty} \sum_{m=1}^M \lambda_m^{-1} \langle s, \phi_m \rangle_{L^2}^2 \right\}^{1/2} = \|s\|_{\mathcal{H}_K}. \end{aligned}$$

□

B Proof of Theorem 1

We first provide the definition of universal kernel and then prove the this theorem.

DEFINITION B.1. *A continuous kernel $k : \mathcal{Z} \times \mathcal{Z} \rightarrow \mathbb{R}$ on a compact metric space (\mathcal{Z}, d) is called universal if and only if the reproducing kernel Hilbert space \mathcal{H} induced by the kernel K is dense in the space of continuous functions on \mathcal{Z} , with respect to the infinity norm.*

When X and Y are independent, it is obvious that $\text{cov}\{1(f(X) \leq u), 1(g(Y) \leq v)\} = 0$ for any $f \in \mathcal{H}_1$, $g \in \mathcal{H}_2$, $u \in \mathbb{R}$ and $v \in \mathbb{R}$. We complete the “if” part using the proof by contradiction.

Suppose that X and Y are not independent, given $\text{cov}\{1(f(X) \leq u), 1(g(Y) \leq v)\} = 0$ for any $f \in \mathcal{H}_1$, $g \in \mathcal{H}_2$, $u \in \mathbb{R}$ and $v \in \mathbb{R}$. From Theorem 1, there must exist $f_0 \in B(\mathcal{X})$ and $g_0 \in B(\mathcal{Y})$ that $\text{cov}\{f_0(X), g_0(Y)\} = c$, where $1 \geq c > 0$.

Given that \mathcal{H}_1 and \mathcal{H}_2 are induced by continuous universal kernel, from the Definition B.1, we know that \mathcal{H}_1 and \mathcal{H}_2 are dense in $C(\mathcal{X})$ and $C(\mathcal{Y})$ with respect to infinite norm respectively. Therefore, we can find $f^* \in \mathcal{H}_1$ and $g^* \in \mathcal{H}_2$ that

$\|f^* - f_0\|_\infty \leq \varepsilon$ and $\|g^* - g_0\|_\infty \leq \varepsilon$, where $c/3 > \varepsilon > 0$

$$\begin{aligned}
\text{cov}\{f^*(X), g^*(Y)\} &= \text{cov}\{f^*(X) - f_0(X) + f_0(X), g^*(Y) - g_0(Y) + g_0(Y)\} \\
&= \text{cov}\{f_0(X), g_0(Y)\} + \text{cov}\{f^*(X) - f_0(X), g^*(Y) - g_0(Y)\} \\
&\quad + \text{cov}\{f_0(X), g^*(Y) - g_0(Y)\} + \text{cov}\{g_0(Y), f^*(X) - f_0(X)\} \\
&\geq \text{cov}\{f^*(X), g^*(Y)\} - \varepsilon^2 - \varepsilon[|E\{f_0(X)\}| + |E\{g_0(Y)\}|] \\
&\geq c - \varepsilon^2 - 2\varepsilon > c/9.
\end{aligned}$$

Given the above inequality, the fact $\text{cov}\{1(f^*(X) \leq u), 1(g^*(Y) \leq v)\} = 0$ for any $u \in \mathbb{R}$ and $v \in \mathbb{R}$ doesn't hold up. The proof is complete for this contradiction. \square

C Proof of Theorem 2

Firstly, we prove statement (i). We rewrite the covariance term as

$$\begin{aligned}
&\text{cov}\{1(\langle \phi_1(X), f \rangle \leq u), 1(\langle \phi_2(Y), g \rangle \leq v)\} \\
&= E\{1(\langle \phi_1(X_1), f \rangle \leq u)1(\langle \phi_2(Y_1), g \rangle \leq v) - 1(\langle \phi_1(X_1), f \rangle \leq u)1(\langle \phi_2(Y_3), g \rangle \leq v)\}.
\end{aligned}$$

The square of the covariance can be represented as the expectation form.

$$\begin{aligned}
&\text{cov}^2\{1(\langle \phi_1(X), f \rangle \leq u), 1(\langle \phi_2(Y), g \rangle \leq v)\} \tag{C.1} \\
&= E\left[\{1(\langle \phi_1(X_1), f \rangle \leq u)1(\langle \phi_2(Y_1), g \rangle \leq v) - 1(\langle \phi_1(X_1), f \rangle \leq u)1(\langle \phi_2(Y_3), g \rangle \leq v)\} \right. \\
&\quad \left. \{1(\langle \phi_1(X_2), f \rangle \leq u)1(\langle \phi_2(Y_2), g \rangle \leq v) - 1(\langle \phi_1(X_2), f \rangle \leq u)1(\langle \phi_2(Y_4), g \rangle \leq v)\}\right].
\end{aligned}$$

Using Fubini's Theorem, we can exchange the order of integrals.

$$\begin{aligned}
& \int_{\mathcal{H}_1} \int_{\mathcal{H}_2} \int_{\mathbb{R}^2} \text{cov}^2 \{1(\langle \phi_1(X), f \rangle \leq u), 1(\langle \phi_2(Y), g \rangle \leq v)\} d\Phi(u, v) \mu_1(df) \mu_2(dg) \\
&= E \left[\int_{\mathcal{H}_1} \int_{\mathcal{H}_2} \int_{\mathbb{R}^2} \{1(\langle \phi_1(X_1), f \rangle \leq u) 1(\langle \phi_2(Y_1), g \rangle \leq v) - 1(\langle \phi_1(X_1), f \rangle \leq u) \right. \\
&\quad 1(\langle \phi_2(Y_3), g \rangle \leq v)\} \{1(\langle \phi_1(X_2), f \rangle \leq u) 1(\langle \phi_2(Y_2), g \rangle \leq v) - 1(\langle \phi_1(X_2), f \rangle \leq u) \\
&\quad \left. 1(\langle \phi_2(Y_4), g \rangle \leq v)\} d\Phi(u, v) \mu_1(df) \mu_2(dg) \right]. \tag{C.2}
\end{aligned}$$

The integral term of equation (C.2) can be rewritten as

$$\begin{aligned}
& \int_{\mathcal{H}'_1} \int_{\mathcal{H}'_2} \{1(\langle (\phi_1(X_1), -1), (f, u) \rangle \leq 0) 1(\langle (\phi_2(Y_1), -1), (g, v) \rangle \leq 0) - \\
&\quad 1(\langle (\phi_1(X_1), -1), (f, u) \rangle \leq 0) 1(\langle (\phi_2(Y_3), -1), (g, v) \rangle \leq 0)\} \\
&\quad \{1(\langle (\phi_1(X_2), -1), (f, u) \rangle \leq 0) 1(\langle (\phi_2(Y_2), -1), (g, v) \rangle \leq 0) - \\
&\quad 1(\langle (\phi_1(X_2), -1), (f, u) \rangle \leq 0) 1(\langle (\phi_2(Y_4), -1), (g, v) \rangle \leq 0)\} \mu'_1(df) \mu'_2(dg). \tag{C.3}
\end{aligned}$$

Applying Lemma 1 repeatedly, we can simplify the equation (C.3) as $(2\pi)^{-2} \{ \text{ang}_1(X_1, X_2) \text{ang}_1(Y_1, Y_2) - 2 \text{ang}_1(X_1, X_2) \text{ang}_1(Y_1, Y_3) + \text{ang}_1(X_1, X_2) \text{ang}_1(Y_3, Y_4) \}$.

Taking expectation, we complete the proof for statement (i).

Next we simplify the result in (ii). Following the proof for (i), we can similarly derive equation (C.1). Given f and g , $F_{U,V}(u, v)$ is the distribution function for $(\langle \phi_1(X_5), f \rangle, \langle \phi_2(Y_5), g \rangle)^T$. Combined with equation (C.1), the innermost integral

can be rewritten as

$$\begin{aligned}
& \int_{\mathbb{R}^2} \text{cov}^2\{1(\langle \phi_1(X), f \rangle \leq u), 1(\langle \phi_2(Y), g \rangle \leq v)\} dF_{U,V}(u, v) \\
&= E \left[\left\{ 1(\langle \phi_1(X_1) - \phi_1(X_5), f \rangle \leq 0) 1(\langle \phi_2(Y_1) - \phi_2(Y_5), g \rangle \leq 0) \right. \right. \\
&\quad \left. \left. - 1(\langle \phi_1(X_1) - \phi_1(X_5), f \rangle \leq 0) 1(\langle \phi_2(Y_3) - \phi_2(Y_5), g \rangle \leq 0) \right\} \right. \\
&\quad \left. \left\{ 1(\langle \phi_1(X_2) - \phi_1(X_5), f \rangle \leq 0) 1(\langle \phi_2(Y_2) - \phi_2(Y_5), g \rangle \leq 0) \right. \right. \\
&\quad \left. \left. - 1(\langle \phi_1(X_2) - \phi_1(X_5), f \rangle \leq 0) 1(\langle \phi_2(Y_4) - \phi_2(Y_5), g \rangle \leq 0) \right\} \right].
\end{aligned}$$

By Fubini's Theorem, we can exchange the order of the two integrals with the expectation. Applying the integral result of Lemma 1 repeatedly, we can derive

$$\begin{aligned}
& 4\pi^2 \int_{\mathcal{H}_1} \int_{\mathcal{H}_2} \int_{\mathbb{R}^2} \text{cov}^2\{1(\langle \phi_1(X), f \rangle \leq u), 1(\langle \phi_2(Y), g \rangle \leq v)\} dF_{U,V}(u, v) \mu_1(df) \mu_2(dg) \\
&= E \{ \text{ang}_2(X_1, X_2; X_5) \text{ang}_2(Y_1, Y_2; Y_5) - \text{ang}_2(X_1, X_2; X_5) \text{ang}_2(Y_2, Y_3; Y_5) \\
&\quad - \text{ang}_2(X_1, X_2; X_5) \text{ang}_2(Y_1, Y_4; Y_5) + \text{ang}_2(X_1, X_2; X_5) \text{ang}_2(Y_3, Y_4; Y_5) \} \\
&= E \{ \text{ang}_2(X_1, X_2; X_5) \text{ang}_2(Y_1, Y_2; Y_5) - 2 \text{ang}_2(X_1, X_2; X_5) \text{ang}_2(Y_1, Y_3; Y_5) \\
&\quad + \text{ang}_2(X_1, X_2; X_5) \text{ang}_2(Y_3, Y_4; Y_5) \}.
\end{aligned}$$

We complete the proof for Theorem 2 (ii). Given f and g , $F_U(u)F_V(v)$ is the distribution function for $(\langle \phi_1(X_5), f \rangle, \langle \phi_2(Y_6), g \rangle)^T$. Using this fact, Theorem 2 (iii) can be proved following the same paradigm. We omit the details here. \square

D Proof of Theorem 4

Following the equation (C.1), we can further rewrite the square of covariance term

$4\text{cov}^2\{1(\langle\phi_1(X), f\rangle \leq u), 1(\langle\phi_2(Y), g\rangle \leq v)\}$ via direct calculation as

$$\begin{aligned} E & \left[\{1(\langle\phi_1(X_1), f\rangle \leq u) - 1(\langle\phi_1(X_2), g\rangle \leq u)\}^2 \{1(\langle\phi_2(Y_1), f\rangle \leq v) - 1(\langle\phi_2(Y_2), g\rangle \leq v)\}^2 \right. \\ & - \{1(\langle\phi_1(X_1), f\rangle \leq u) - 1(\langle\phi_1(X_2), g\rangle \leq u)\}^2 \{1(\langle\phi_2(Y_1), f\rangle \leq v) - 1(\langle\phi_2(Y_4), g\rangle \leq v)\}^2 \\ & - \{1(\langle\phi_1(X_1), f\rangle \leq u) - 1(\langle\phi_1(X_2), g\rangle \leq u)\}^2 \{1(\langle\phi_2(Y_2), f\rangle \leq v) - 1(\langle\phi_2(Y_3), g\rangle \leq v)\}^2 \\ & \left. + \{1(\langle\phi_1(X_1), f\rangle \leq u) - 1(\langle\phi_1(X_3), g\rangle \leq u)\}^2 \{1(\langle\phi_2(Y_3), f\rangle \leq v) - 1(\langle\phi_2(Y_4), g\rangle \leq v)\}^2 \right]. \end{aligned}$$

Given the integral result that

$$\int_{u \in \mathbb{R}} \{1(\langle\phi_1(X_1), f\rangle \leq u) - 1(\langle\phi_1(X_2), g\rangle \leq u)\}^2 du = |\langle\phi_1(X_1), f\rangle - \langle\phi_1(X_2), f\rangle|$$

We can apply Fubini's Theorem and get

$$\begin{aligned} & 4^{-1} \int_{\mathbb{R}^2} \text{cov}^2\{1(\langle\phi_1(X), f\rangle \leq u), 1(\langle\phi_2(Y), g\rangle \leq v)\} dudv \\ = & E \left[|\langle\phi_1(X_1), f\rangle - \langle\phi_1(X_2), f\rangle| |\langle\phi_2(Y_1), g\rangle - \langle\phi_2(Y_2), g\rangle| \right. \\ & - |\langle\phi_1(X_1), f\rangle - \langle\phi_1(X_2), f\rangle| |\langle\phi_2(Y_1), g\rangle - \langle\phi_2(Y_4), g\rangle| \\ & - |\langle\phi_1(X_1), f\rangle - \langle\phi_1(X_2), f\rangle| |\langle\phi_2(Y_2), g\rangle - \langle\phi_2(Y_3), g\rangle| \\ & \left. + |\langle\phi_1(X_1), f\rangle - \langle\phi_1(X_3), f\rangle| |\langle\phi_2(Y_3), g\rangle - \langle\phi_2(Y_4), g\rangle| \right]. \end{aligned}$$

Based on the above equation, we apply Fubini's Theorem again. Using the result of Lemma 2 repeatedly, we have

$$\begin{aligned}
& (\pi/32)^{1/2} \int_{\mathcal{H}_1} \int_{\mathcal{H}_2} \int_{\mathbb{R}^2} \text{cov}^2\{1(\langle \phi_1(X), f \rangle \leq u), 1(\langle \phi_2(Y), g \rangle \leq v)\} dudv \mu_1(df) \mu_2(dg) \\
&= E \left[\|\phi_1(X_1) - \phi_1(X_2)\|_{\mathcal{H}_1} \|\phi_2(Y_1) - \phi_2(Y_2)\|_{\mathcal{H}_2} - 2\|\phi_1(X_1) - \phi_1(X_2)\|_{\mathcal{H}_1} \|\phi_2(Y_1) - \right. \\
&\quad \left. \phi_2(Y_3)\|_{\mathcal{H}_2} + \|\phi_1(X_1) - \phi_1(X_2)\|_{\mathcal{H}_1} \|\phi_2(Y_3) - \phi_2(Y_4)\|_{\mathcal{H}_2} \right] \\
&= E \left[\rho_1(X_1, X_2) \rho_2(Y_1, Y_2) - 2\rho_1(X_1, X_2) \rho_2(Y_1, Y_3) + \rho_1(X_1, X_2) \rho_2(Y_3, Y_4) \right].
\end{aligned}$$

□

E Proof of Proposition 2

We prove $(\mathcal{X}, \rho_{angle,1})$ is semimetric space of negative type and omit the proof for others which can be shown similarly.

Given $x_1, x_2 \in \mathcal{X}$, it is easy to see that $\rho_{angle,1}(x_1, x_2) = \rho_{angle,1}(x_2, x_1)$.

If $x_1 = x_2$, we have $\rho_{angle,1}(x_1, x_2) = 0$. And if $\rho_{angle,1}(x_1, x_2) = 0$, it implies that $\langle \phi_1(x_1) - \phi_1(X), \phi_1(x_2) - \phi_1(X) \rangle_{\mathcal{H}_1} = \|\phi_1(x_1) - \phi_1(X)\|_{\mathcal{H}_1} \|\phi_1(x_2) - \phi_1(X)\|_{\mathcal{H}_1}$ almost surely. By Cauchy-Schwarz inequality, this equality holds if and only if $\phi_1(x_1) - \phi_1(X) = \phi_1(x_2) - \phi_1(X)$ almost surely. Given $\phi_1(\cdot)$ is injection, we know $x_1 = x_2$.

Next, we show the negative type. Given $x_3 \in \mathcal{X}$, from Bogomolny et al. (2007), we know for fixed x_3 ,

$$\sum_{i=1}^n \sum_{j=1}^n \alpha_i \alpha_j \text{ang}_1(x_1, x_2; x_3) \leq 0,$$

By taking expectation of X_3 , this inequality also holds. Thus, $\rho_{angle,1}$ is of negative type. \square

F Proof of Theorem 4

We shall prove this theorem following two steps.

Step 1. We consider the case when X and Y are independent. We prove the asymptotic properties for $\widehat{\text{Acov}}_1(X, Y)$ first.

Denote $d_{1,1}(X_1, X_2, X_3, X_4) \stackrel{\text{def}}{=} \text{ang}'_1(X_1, X_2) + \text{ang}'_1(X_3, X_4) - \text{ang}'_1(X_1, X_3) - \text{ang}'_1(X_2, X_4)$, $d_{1,2}(Y_1, Y_2, Y_3, Y_4) \stackrel{\text{def}}{=} \text{ang}'_2(Y_1, Y_2) + \text{ang}'_2(Y_3, Y_4) - \text{ang}'_2(Y_1, Y_3) - \text{ang}'_2(Y_2, Y_4)$ and

$$\begin{aligned} & h_1((X_1, Y_1), (X_2, Y_2), (X_3, Y_3), (X_4, Y_4)) \\ & \stackrel{\text{def}}{=} \{4(4!)\}^{-1} \sum_{(i_1, i_2, i_3, i_4)}^4 d_{1,1}(X_{i_1}, X_{i_2}, X_{i_3}, X_{i_4}) d_{1,2}(Y_{i_1}, Y_{i_2}, Y_{i_3}, Y_{i_4}). \end{aligned}$$

With straight calculation, we can rewrite $\widehat{\text{Acov}}_1(X, Y)$ as

$$\widehat{\text{Acov}}_1(X, Y) = \{(n)_4\}^{-1} \sum_{(i,j,k,l)}^n h_1((X_i, Y_i), (X_j, Y_j), (X_k, Y_k), (X_l, Y_l)).$$

When X and Y are independent, the kernel $h_1(\cdot)$ is a degenerate kernel. We define

$$h_{1,2}((X_1, Y_1), (X_2, Y_2)) \stackrel{\text{def}}{=} 6E\{h_1((X_1, Y_1), (X_2, Y_2), (X_3, Y_3), (X_4, Y_4)) \mid (X_1, Y_1), (X_2, Y_2)\}.$$

We can simplify this expectation term and get $h_{1,2}((X_1, Y_1), (X_2, Y_2)) = \text{ang}'_{1,\text{center}}(X_1, X_2)$

$\text{ang}'_{2,\text{center}}(Y_1, Y_2)$, where $\text{ang}'_{1,\text{center}}(X_1, X_2) \stackrel{\text{def}}{=} E\{d_{1,1}(X_1, X_2, X_3, X_4) \mid X_1, X_2\}$ and

$\text{ang}'_{2,\text{center}}(Y_1, Y_2) \stackrel{\text{def}}{=} E\{d_{1,2}(Y_1, Y_2, Y_3, Y_4) \mid Y_1, Y_2\}$. According to Serfling (1980, The-

orem 5.5.2), as $n \rightarrow \infty$,

$$n\widehat{\text{Acov}}_1(X, Y) \xrightarrow{d} \sum_{j=1}^{\infty} \eta_{1,j}(\chi_{1,1,j}^2 - 1),$$

where $\{\eta_{1,j}, j = 1, \dots, \infty\}$ are eigenvalues of the integral operator $T_1 : L^2(\mathcal{X} \times \mathcal{Y}, \mu_X \times \mu_Y) \rightarrow L^2(\mathcal{X} \times \mathcal{Y}, \mu_X \times \mu_Y)$.

$$(T_1 f)(x_2, y_2) \stackrel{\text{def}}{=} \int_{\mathcal{X} \times \mathcal{Y}} h_{1,2}((x_1, y_1), (x_2, y_2)) f(x_1, y_1) d\mu_X(x_1) d\mu_Y(y_1).$$

We approximate the distribution for the following term using gamma distribution.

$$\sum_{j=1}^{\infty} \eta_{1,j} \chi_{1,1,j}^2.$$

The first and second moment can be calculated as

$$\begin{aligned} E\left\{\sum_{j=1}^{\infty} \eta_{1,j} \chi_{1,1,j}^2\right\} &= \sum_{j=1}^{\infty} \eta_{1,j} = E\{h_{1,2}((X_1, Y_1), (X_1, Y_1))\} \\ &= E\{\text{ang}'_{1,\text{center}}(X_1, X_1)\} E\{\text{ang}'_{2,\text{center}}(Y_1, Y_1)\} \\ &= E\{\text{ang}'_1(X_1, X_2)\} E\{\text{ang}'_2(Y_1, Y_2)\}. \end{aligned}$$

And the second moment can be calculated as

$$\begin{aligned} \text{var}\left\{\sum_{j=1}^{\infty} \eta_{1,j} \chi_{1,1,j}^2\right\} &= \sum_{j=1}^{\infty} 2\eta_{1,j}^2 = 2E\{h_{1,2}((X_1, Y_1), (X_2, Y_2))^2\} \\ &= 2E\{\text{ang}'_{1,\text{center}}(X_1, X_2)^2\} E\{\text{ang}'_{2,\text{center}}(Y_1, Y_2)^2\} \\ &= 2E\{\text{Acov}_1(X_1, X_2)\} E\{\text{Acov}_1(Y_1, Y_2)\} \end{aligned}$$

Therefore, the shape and rate parameter α_1 and β_1 are

$$\begin{aligned}\alpha_1 &= \left[E\{\text{ang}'_1(X_1, X_2)\} E\{\text{ang}'_2(Y_1, Y_2)\} \right]^2 \left[2E\{\text{Acov}_1(X_1, X_2)\} E\{\text{Acov}_1(Y_1, Y_2)\} \right]^{-1}, \\ \beta_1 &= \left[E\{\text{ang}'_1(X_1, X_2)\} E\{\text{ang}'_2(Y_1, Y_2)\} \right] \left[2E\{\text{Acov}_1(X_1, X_2)\} E\{\text{Acov}_1(Y_1, Y_2)\} \right]^{-1}.\end{aligned}$$

Next, we prove the asymptotic properties for $\widehat{\text{Acov}}_2(X, Y)$.

Denote $d_{2,1}(X_1, X_2, X_3, X_4, X_5) \stackrel{\text{def}}{=} \text{ang}_1(X_1, X_2; X_5) + \text{ang}_1(X_3, X_4; X_5) - \text{ang}_1(X_1, X_3; X_5) - \text{ang}_1(X_2, X_4; X_5)$, $d_{2,2}(Y_1, Y_2, Y_3, Y_4, Y_5) \stackrel{\text{def}}{=} \text{ang}_2(Y_1, Y_2; Y_5) + \text{ang}_2(Y_3, Y_4; Y_5) - \text{ang}_2(Y_1, Y_3; Y_5) - \text{ang}_2(Y_2, Y_4; Y_5)$ and

$$\begin{aligned}& h_2((X_1, Y_1), (X_2, Y_2), (X_3, Y_3), (X_4, Y_4), (X_5, Y_5)) \\ & \stackrel{\text{def}}{=} \{4(5!)\}^{-1} \sum_{(i_1, i_2, i_3, i_4, i_5)}^5 d_{2,1}(X_{i_1}, X_{i_2}, X_{i_3}, X_{i_4}, X_{i_5}) d_{2,2}(Y_{i_1}, Y_{i_2}, Y_{i_3}, Y_{i_4}, Y_{i_5}),\end{aligned}$$

With straight calculation, we can rewrite $\widehat{\text{Acov}}_2(X, Y)$ as

$$\widehat{\text{Acov}}_2(X, Y) = \{(n)_5\}^{-1} \sum_{(i,j,k,l,r)}^n h_2((X_i, Y_i), (X_j, Y_j), (X_k, Y_k), (X_l, Y_l), (X_r, Y_r)).$$

When X and Y are independent, the kernel h is a degenerate kernel. We define $h_{2,2}((X_1, Y_1), (X_2, Y_2)) \stackrel{\text{def}}{=} 10E\{h_2((X_1, Y_1), (X_2, Y_2), (X_3, Y_3), (X_4, Y_4), (X_5, Y_5)) \mid (X_1, Y_1), (X_2, Y_2)\}$. We can simplify this expectation term and get $h_{2,2}((X_1, Y_1), (X_2, Y_2)) = \text{ang}_{1,\text{center}}(X_1, X_2) \text{ang}_{2,\text{center}}(Y_1, Y_2)$, where $\text{ang}_{1,\text{center}}(x_1, x_2) \stackrel{\text{def}}{=} E\{d_{2,1}(x_1, x_2, X_3, X_4, X_5)\}$ and $\text{ang}_{2,\text{center}}(y_1, y_2) \stackrel{\text{def}}{=} E\{d_{2,2}(y_1, y_2, Y_3, Y_4, Y_5)\}$. According to Serfling

(1980, Theorem 5.5.2), as $n \rightarrow \infty$,

$$n\widehat{\text{Acov}}_2(X, Y) \xrightarrow{d} \sum_{j=1}^{\infty} \eta_{2,j}(\chi_{1,2,j}^2 - 1),$$

where $\{\eta_{2,j}, j = 1, \dots, \infty\}$ are eigenvalues of the integral operator $T_2 : L^2(\mathcal{X} \times \mathcal{Y}, \mu_X \times \mu_Y) \rightarrow L^2(\mathcal{X} \times \mathcal{Y}, \mu_X \times \mu_Y)$.

$$(T_2 f)(x_2, y_2) \stackrel{\text{def}}{=} \int_{\mathcal{X} \times \mathcal{Y}} h_{2,2}((x_1, y_1), (x_2, y_2)) f(x_1, y_1) d\mu_X(x_1) d\mu_Y(y_1).$$

We approximate the distribution for the following term using gamma distribution.

$$\sum_{j=1}^{\infty} \eta_{2,j} \chi_{1,2,j}^2.$$

The first and second moment can be calculated as

$$\begin{aligned} E\left\{\sum_{j=1}^{\infty} \eta_{2,j} \chi_{1,2,j}^2\right\} &= \sum_{j=1}^{\infty} \eta_{2,j} = E\{h_{2,2}((X_1, Y_1), (X_1, Y_1))\} \\ &= E\{\text{ang}_{1,\text{center}}(X_1, X_1)\} E\{\text{ang}_{2,\text{center}}(Y_1, Y_1)\} \\ &= E\{\text{ang}_1(X_1, X_2; X_3)\} E\{\text{ang}_2(Y_1, Y_2; Y_3)\}. \end{aligned}$$

And the second moment can be calculated as

$$\begin{aligned} \text{var}\left\{\sum_{j=1}^{\infty} \eta_{2,j} \chi_{1,2,j}^2\right\} &= \sum_{j=1}^{\infty} 2\eta_{2,j}^2 = 2E\{h_{2,2}((X_1, Y_1), (X_2, Y_2))^2\} \\ &= 2E\{\text{ang}_{1,\text{center}}(X_1, X_2)^2\} E\{\text{ang}_{2,\text{center}}(Y_1, Y_2)^2\} \\ &= 2E\{\text{Acov}_3(X_1, X_2)\} E\{\text{Acov}_3(Y_1, Y_2)\}. \end{aligned}$$

Therefore, the shape and rate parameter α_1 and β_1 are

$$\begin{aligned}\alpha_2 &= \left[E\{\text{ang}_1(X_1, X_2; X_3)\} E\{\text{ang}_1(Y_1, Y_2; Y_3)\} \right]^2 \left[2E\{\text{Acov}_3(X_1, X_2)\} E\{\text{Acov}_3(Y_1, Y_2)\} \right]^{-1}, \\ \beta_2 &= \left[E\{\text{ang}_1(X_1, X_2; X_3)\} E\{\text{ang}_1(Y_1, Y_2; Y_3)\} \right] \left[2E\{\text{Acov}_3(X_1, X_2)\} E\{\text{Acov}_3(Y_1, Y_2)\} \right]^{-1}.\end{aligned}$$

Following the similar proof for $\widehat{\text{Acov}}_2(X, Y)$, denote

$$\begin{aligned} & h_3((X_1, Y_1), (X_2, Y_2), (X_3, Y_3), (X_4, Y_4), (X_5, Y_5), (X_6, Y_6)) \\ & \stackrel{\text{def}}{=} \{4(6!)\}^{-1} \sum_{(i_1, i_2, i_3, i_4, i_5, i_6)}^6 d_{2,1}(X_{i_1}, X_{i_2}, X_{i_3}, X_{i_4}, X_{i_5}) d_{2,2}(Y_{i_1}, Y_{i_2}, Y_{i_3}, Y_{i_4}, Y_{i_6}). \end{aligned}$$

We can rewrite $\widehat{\text{Acov}}_3(X, Y)$ as

$$\widehat{\text{Acov}}_3(X, Y) = \{(n)_6\}^{-1} \sum_{(i,j,k,l,r,t)}^n h_2((X_i, Y_i), (X_j, Y_j), (X_k, Y_k), (X_l, Y_l), (X_r, Y_r), (X_t, Y_t)).$$

When X and Y are independent, the kernel h is a degenerate kernel. We define

$$\begin{aligned} h_{3,2}((X_1, Y_1), (X_2, Y_2)) & \stackrel{\text{def}}{=} 15E\{h_3((X_1, Y_1), (X_2, Y_2), (X_3, Y_3), (X_4, Y_4), (X_5, Y_5), (X_6, Y_6)) \mid \\ & (X_1, Y_1), (X_2, Y_2)\}. \end{aligned}$$

We can simplify this expectation term and get $h_{3,2}((X_1, Y_1), (X_2, Y_2)) = \text{ang}_{1,\text{center}}(X_1, X_2) \text{ang}_{2,\text{center}}(Y_1, Y_2)$. According to Serfling (1980, Theorem 5.5.2), as $n \rightarrow \infty$,

$$n\widehat{\text{Acov}}_3(X, Y) \xrightarrow{d} \sum_{j=1}^{\infty} \eta_{3,j}(\chi_{1,3,j}^2 - 1),$$

where $\{\eta_{3,j}, j = 1, \dots, \infty\}$ are eigenvalues of the integral operator $T_3 : L^2(\mathcal{X} \times \mathcal{Y}, \mu_X \times$

$$\mu_Y) \rightarrow L^2(\mathcal{X} \times \mathcal{Y}, \mu_X \times \mu_Y).$$

$$(T_3 f)(x_2, y_2) \stackrel{\text{def}}{=} \int_{\mathcal{X} \times \mathcal{Y}} h_{3,2}((x_1, y_1), (x_2, y_2)) f(x_1, y_1) d\mu_X(x_1) d\mu_Y(y_1).$$

We approximate the distribution for the following term using gamma distribution.

$$\sum_{j=1}^{\infty} \eta_{3,j} \chi_{1,3,j}^2.$$

The shape and scale parameter can be calculated as

$$\begin{aligned} \alpha_3 &= \left[E\{\text{ang}_1(X_1, X_2; X_3)\} E\{\text{ang}_1(Y_1, Y_2; Y_3)\} \right]^2 \left[2E\{\text{Acov}_3(X_1, X_2)\} E\{\text{Acov}_3(Y_1, Y_2)\} \right]^{-1}, \\ \beta_3 &= \left[E\{\text{ang}_1(X_1, X_2; X_1)\} E\{\text{ang}_1(Y_1, Y_2; Y_3)\} \right] \left[2E\{\text{Acov}_3(X_1, X_2)\} E\{\text{Acov}_3(Y_1, Y_2)\} \right]^{-1}. \end{aligned}$$

Step 2. We consider the case when X and Y are dependent.

We prove the asymptotic properties for $\widehat{\text{Acov}}_1(X, Y)$ first. We define $h_{1,1}(X_1, Y_1) \stackrel{\text{def}}{=} 4E\{h_1((X_1, Y_1), (X_2, Y_2), (X_3, Y_3), (X_4, Y_4)) \mid (X_1, Y_1)\}$, which can be simplified as $h_{1,1}(X_1, Y_1) \stackrel{\text{def}}{=} E\{d_{1,1}(X_1, X_2, X_3, X_4) d_{1,2}(Y_1, Y_2, Y_3, Y_4) \mid (X_1, Y_1)\}$. Denote

$$\sigma_1^2 \stackrel{\text{def}}{=} E\{h_{1,1}(X_1, Y_1)^2\}. \quad (\text{F.1})$$

According to Serfling (1980, Theorem 5.5.1A), as $n \rightarrow \infty$,

$$n^{1/2}\{\widehat{\text{Acov}}_1(X, Y) - \text{Acov}_1(X, Y)\} \xrightarrow{d} \mathcal{N}(0, \sigma_1^2).$$

Next, we prove the asymptotic properties for $\widehat{\text{Acov}}_2(X, Y)$. We define $h_{2,1}(X_1, Y_1) \stackrel{\text{def}}{=}$

$5E\{h_2((X_1, Y_1), (X_2, Y_2), (X_3, Y_3), (X_4, Y_4), (X_5, Y_5)) \mid (X_1, Y_1)\}$. Denote

$$\sigma_2^2 \stackrel{\text{def}}{=} E\{h_{2,1}(X_1, Y_1)^2\}. \quad (\text{F.2})$$

According to Serfling (1980, Theorem 5.5.1A), as $n \rightarrow \infty$,

$$n^{1/2}\{\widehat{\text{Acov}}_2(X, Y) - \text{Acov}_2(X, Y)\} \xrightarrow{d} \mathcal{N}(0, \sigma_2^2).$$

Following the similar paradigm of the prove for $\widehat{\text{Acov}}_2(X, Y)$, we can complete the proof for $\widehat{\text{Acov}}_3(X, Y)$. Denote $h_{3,1}(X_1, Y_1) \stackrel{\text{def}}{=} 6E\{h_3((X_1, Y_1), (X_2, Y_2), (X_3, Y_3), (X_4, Y_4), (X_5, Y_5), (X_6, Y_6)) \mid (X_1, Y_1)\}$, the corresponding variance can be represented as

$$\sigma_3^2 \stackrel{\text{def}}{=} E\{h_{3,1}(X_1, Y_1)^2\}. \quad (\text{F.3})$$

□