

# Learning Distributed and Fair Policies for Network Load Balancing as Markov Potential Game

**Zhiyuan Yao\***

École Polytechnique, Cisco Systems  
zhiyuan.yao@polytechnique.edu

**Zihan Ding\***

Princeton University  
zhding96@gmail.com

## Abstract

This paper investigates the network load balancing problem in data centers (DCs) where multiple load balancers (LBs) are deployed, using the multi-agent reinforcement learning (MARL) framework. The challenges of this problem consist of the heterogeneous processing architecture and dynamic environments, as well as limited and partial observability of each LB agent in distributed networking systems, which can largely degrade the performance of in-production load balancing algorithms in real-world setups. Centralised-training-decentralised-execution (CTDE) RL scheme has been proposed to improve MARL performance, yet it incurs – especially in distributed networking systems, which prefer distributed and plug-and-play design scheme – additional communication and management overhead among agents. We formulate the multi-agent load balancing problem as a Markov potential game, with a carefully and properly designed workload distribution fairness as the potential function. A fully distributed MARL algorithm is proposed to approximate the Nash equilibrium of the game. Experimental evaluations involve both an event-driven simulator and real-world system, where the proposed MARL load balancing algorithm shows close-to-optimal performance in simulations, and superior results over in-production LBs in the real-world system.

## 1 Introduction

In cloud data centers (DCs) and distributed networking systems, servers are deployed on infrastructures with multiple processors to provide scalable services [1]. To optimise workload distribution and reduce additional queuing delay, load balancers (LBs) play a significant role in such systems. State-of-the-art network LBs rely on heuristic mechanisms [2–5] under the low-latency and high-throughput constraints of the data plane. However, these heuristics are not adaptive to dynamic environments and require human interventions, which can lead to most painful mistakes in the cloud – mis-configurations. RL approaches have shown performance gains in distributed system and networking problems [6–9], yet applying RL on the network load balancing problem is challenging.

First, unlike traditional workload distribution or task scheduling problem [6, 7], network LBs have limited observations over the system, including task sizes and actual server load states. Being aware of only the number of tasks they have distributed, servers can be overloaded by collided elephant tasks and have degraded quality of service (QoS). Second, to guarantee high service availability in the cloud, multiple LBs are deployed in DCs. Network traffic is split among all LBs. This multi-agent setup makes LBs have only partial observation over the system. Third, modern DCs are based on heterogeneous hardware and elastic infrastructures [10], where server capacities vary. It is challenging to assign correct weights to servers according to their actual processing capacities, and this process conventionally requires human intervention – which can lead to error-prone configurations [3, 5]. Last

---

\*Equal contribution.

but not least, given the low-latency and high-throughput constraints in the distributed networking setup, the interactive training procedure of RL models and the centralised-training-decentralised-execution (CTDE) scheme [11] can incur additional communication and management overhead.

In this paper, we study the network load balancing problem in multi-agent game theoretical approach, by formulating it as a Markov potential game through specifying the proper reward function, namely variance-based fairness. We propose a distributed Multi-Agent RL (MARL) network load balancing mechanism that is able to exploit asynchronous actions based only on local observations and inferences. Load balancing performance gains are evaluated based on both event-based simulations and real-world experiments<sup>2</sup>.

---

**Algorithm 1** LB System Transition Protocol

---

```

1: Initialise server load,  $X_j(0) \leftarrow 0, \forall j \in [N]$ 
2: for each time step  $t$  do
3:   for each LB agent  $i \in [M]$  do
4:     Choose action  $\alpha_{ij}(t)$  for coming tasks  $w_i(t)$ 
5:   end for
6:   for each server  $j$  do
7:     Update workload:
        $X_j(t) = X_j(t-1) + \sum_{i=1}^M w_i(t)\alpha_{ij}(t) - v_j(t-1)$ 
8:   end for
9: end for

```

---

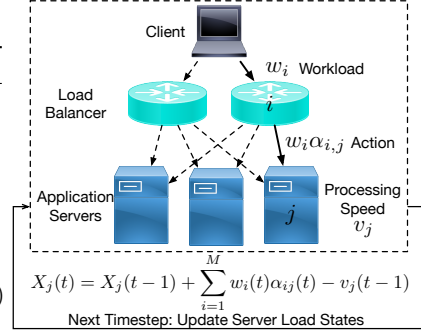


Figure 1: Network load balancing.

## 2 Related Work

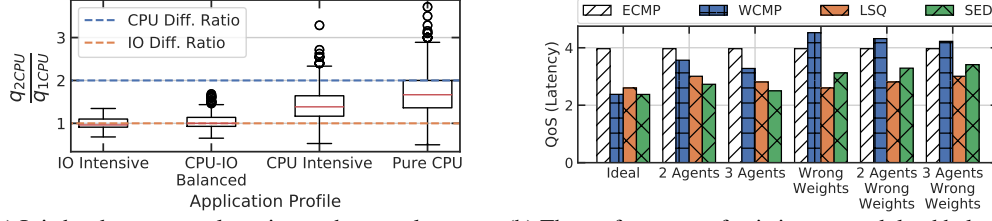
**Network Load Balancing Algorithms.** The main goal of network LBs is to *fairly* distribute workloads across servers. The system transition protocol of network load balancing system is described in Alg. 1 and depicted in Fig. 1. Existing load balancing algorithms are sensitive to partial observations and inaccurate server weights. Equal-Cost Multi-Path (ECMP) LBs randomly assign servers to new requests [12–14], which makes them agnostic to server load state differences. Weighted-Cost Multi-Path (WCMP) LBs assign weights to servers proportional to their provisioned resources (*e.g.* CPU power) [3, 15–17]. However, the statically assigned weights may not correspond to the actual server processing capacity. As depicted in Figure 2a, servers with the same IO speed yet different CPU capacities have different actual processing speed when applications have different resource requirements. Active WCMP (AWCMP) is a variant of WCMP and it periodically probe server utilisation information (CPU/memory/IO usage) [5, 18]. However, active probing can cause delayed observations and incur additional control messages, which degrades the performance of distributed networking systems. Local Shortest Queue (LSQ) assigns new requests to the server with the minimal number of ongoing networking connections that are *locally* observed [19, 20]. It does not concern server processing capacity differences. Shortest Expected Delay (SED) derives the “expected delay” as locally observed server queue length divided by statically configured server processing speed [2]. However, LSQ and SED are sensitive to partial observations and misconfigurations. As depicted in Fig. 2b, the QoS performance of each load balancing algorithm degrades from the ideal setup (global observations and accurate server weight configurations) when network traffic is split across multiple LBs or server weights are mis-configured<sup>3</sup>, which prevails in real-world cloud DCs.

In this paper, we propose a distributed MARL-based load balancing algorithm that considers dynamically changing queue lengths (*e.g.* sub-ms in modern DC networks [21]), and autonomously adapts to actual server processing capacities, with no additional communications among LB agents or servers.

**Markov Potential Games.** A potential game (PG) [22–25] has a special function called *potential function*, which specifies a property that any individual deviation of the action for one player will change the value of its own and the potential function equivalently. A desirable property of PG is that pure NE always exists and coincides with the maximum of potential function in norm-form setting. Self-play [26] is provably converged for PG. Markov games (MG) is an extension of normal-form game to a multi-step sequential setting. A combination of PG and MG yields the Markov potential

<sup>2</sup>Source code and data of both simulation and real-world experiment will be open-sourced.

<sup>3</sup>The stochastic Markov model of the simulation is detailed in the App. A



(a) It is hard to accurately estimate the actual server processing speeds since it depends on both provisioned resources, and application profiles (App. E.1). (b) The performance of existing network load balancing algorithms degrades when observation becomes partial with multi-agents and weights are mis-configured.

Figure 2: Existing network load balancing algorithms are sub-optimal under real-world setups.

games (MPG) [27, 28], where pure NE is also proved to exist. Some algorithms [27, 29, 30] lying in the intersection of game theory and reinforcement learning are proposed for MPG. For example, independent nature policy gradient is proved to converge to NE for MPG [27].

**Multi-Agent RL.** MARL [31] has been viewed as an important avenue for solving different types of games in recent years. For cooperative settings, a line of work based on joint-value factorisation have been proposed, involving VDN [32], COMA [11], MADDPG [33], and QMIX [34]. For these works, a global reward is assigned to players within the team, but individual policies are optimised to execute individual actions, known as the CTDE setting. MPG satisfies the assumptions of the value decomposition approach, with the well-specified potential function as the joint rewards. However, deploying CTDE RL models in real-world distributed system incurs additional communication latency and management overhead for synchronising agents and aggregating trajectories. By leveraging the special structure of MPG, independent learning approach can be more efficient due to the decomposition of the joint state and action spaces, which is leveraged in the proposed methods. Methods like MATRPO [35], IPPO [36] follow a fully decentralised setting, but for general cooperative games.

In terms of the distribution fairness, FEN [37] is proposed as a decentralised approach for fair reward distribution in multi-agent systems. They defined the fairness as coefficient of variation and decompose it for each individual agent. Another work [38] proposes a decentralised learning method for fair policies in cooperative games. However, the decentralised learning manner in these methods are not well justified, while in this paper the load balancing problem is formally characterised as a MPG and the effectiveness of distributed training is verified.

### 3 Methods

#### 3.1 Problem Description

We formulate the load balancing problem into a discrete-time dynamic game with strong distributed and concurrent settings, where no centralised control mechanism exists among agents. We let  $M$  denote the number of LB agents ( $[M]$  denotes the set of servers  $\{1, \dots, M\}$ ) and  $N$  denote the number of servers ( $[N]$  denotes the set of servers  $\{1, \dots, N\}$ ). At each time step (or round)  $t \in H$  in a horizon  $H$  of the game, each LB agent  $i$  receives a workload  $w_i(t) \in W$ , where  $W$  is the workload distribution, and the LB agent assigns a server to the task using its load balancing policy  $\pi_i \in \Pi$ , where  $\Pi$  is the load balancing policy profile. At each time-step  $t$ , a LB agent  $i$  takes an action  $a_i(t) = \{a_{ij}(t)\}_{j=1}^N$ , according to which the tasks  $w_i(t)$  are assigned with distribution  $\alpha_i(t)$ .  $\alpha_{ij}(t)$  is the probability mass of assigning tasks to server  $j$ ,  $\sum_{j=1}^N \alpha_{ij}(t) = 1$ . Therefore, at each time step, the workload assigned to server  $j$  by the  $i$ -th LB is  $w_i(t)\alpha_{ij}(t)$ . During each time interval, each server  $j$  is capable of processing a certain amount of workload  $v_j$  based on the property of each server (*e.g.* provisioned resources including CPU, memory, etc.). We have server load state (remaining workload to process)  $X_j(T) = \sum_{t=0}^T \max\{0, \sum_{i=1}^M w_i(t)\alpha_{ij}(t) - v_j\} = \max\{0, \sum_{t=0}^T \sum_{i=1}^M w_i(t)\alpha_{ij}(t) - v_j T\} = \sum_{i=1}^M X_{ij}(T)$ <sup>4</sup>. Let  $l_j$  denote the time for a server  $j$  to process all remaining workloads, which is also the potential queuing time for new-coming tasks,  $l_j(t) = \frac{X_j(t-1) + \sum_{i=1}^M w_i(t)\alpha_{ij}(t)}{v_j} = \frac{\sum_{i=1}^M X_{ij}(t-1) + w_i(t)\alpha_{ij}(t)}{v_j} = \sum_{i=1}^M l_{ij}(t)$ . Then transition from time step  $t$  to time step  $t+1$  is given in Alg. 1. Reward:  $r_i(t) = R(l(t), a_i(t), \delta_i(t))$ , where  $R$  is the

<sup>4</sup> $X_{ij}(T) = \sum_{t=0}^T \max\{0, w_i(t)\alpha_{ij}(t) - \frac{v_j}{M}\}$

reward function,  $\mathbf{l}(t) = \sum_{j=1}^N l_j(t) = \sum_{i=1}^M l_i(t)$  denotes the estimated remaining time to process on each server, and  $\delta_i(t)$  is a random variable that makes the process stochastic.

**Definition 1.** (*Makespan*) In the selfish load balancing problem, the makespan is defined as:

$$MS = \max_j(l_j), l_j = \sum_i l_{ij} \quad (1)$$

The network load balancing problem is featured as multi-commodity flow problems and is NP-hard, which makes it hard to solve with trivial algorithmic solution within micro-second level [39]. This problem can be formulated as a constrained optimisation problem for minimizing the makespan over an horizon  $t \in [H]$ :

$$\text{minimize } \sum_{t=h}^H \max_j l_j(t) \quad (2)$$

$$\text{s.t. } l_j(t) = \frac{\sum_{i=1}^M (X_{ij}(t-1) + w_i(t)\alpha_{ij}(t))}{v_j}, \quad \sum_{i=1}^M w_i(t) \leq \sum_{j=1}^N v_j, \quad w_i, v_j \in (0, +\infty) \quad (3)$$

$$X_{ij}(T) = \sum_{t=0}^T \max\{0, w_i(t)\alpha_{ij}(t) - \frac{v_j}{M}\}, \quad \sum_{j=1}^N \alpha_{ij}(t) = 1, \quad \alpha_{ij} \in [0, 1] \quad (4)$$

In modern realistic network load balancing system, the arrival of network requests is usually unpredictable in both its arriving rate and the expected workload, which introduces large stochasticity into the problem. Moreover, due to the existence of noisy measurements and partial observations, the estimation of makespan can be inaccurate, which indicates the actual server load states or processing capacities are not correctly captured. Instant collisions of elephant workloads or bursts of mouse workloads often happen, which do not indicate server processing capacity thus misleading the observation. To solve this issue, we introduce *fairness* as an alternative of the original objective makespan. Specifically, makespan is estimated on a per-server level, while the estimation of fairness can be decomposed to the LB level, which allows evaluating the individual LB performance without general loss. This is more natural in load balancing system due to the partial observability of LBs.

### 3.2 Distribution Fairness

We mainly introduce two types of load balancing distribution fairness: (1) variance-based fairness (VBF) and (2) product-based fairness (PBF). It will be proved that optimization over either fairness will be sufficient but not necessary for minimising the makespan.

**Definition 2.** (*Variance-based Fairness*) For a vector of time to finish all remaining jobs  $\mathbf{l} = [l_1, \dots, l_N]$  on each server  $j \in [N]$ , let  $\bar{\mathbf{l}}(t) = \frac{1}{N} \sum_{j=1}^N \sum_{i=1}^M l_{ij}(t)$ , the variance-based fairness for workload distribution is just the negative sample variance of the job time, which is defined as:

$$F(\mathbf{l}) = -\frac{1}{N} \sum_{j=1}^N \left( l_j(t) - \bar{\mathbf{l}}(t) \right)^2 = -\frac{1}{N} \sum_{j=1}^N l_j^2(t) + \bar{\mathbf{l}}^2(t). \quad (5)$$

VBF defined per LB is:  $F_i(\mathbf{l}_i) = -\frac{1}{N} \sum_{j=1}^N l_{ij}^2(t) + \bar{\mathbf{l}}_i^2(t)$ , where  $\bar{\mathbf{l}}_i(t) = \frac{1}{N} \sum_{j=1}^N l_{ij}(t)$ .

**Lemma 3.** The VBF for load balancing system satisfies the following property:

$$F_i^{\pi_i, -\pi_i}(\mathbf{l}_i) - F_i^{\tilde{\pi}_i, -\pi_i}(\tilde{\mathbf{l}}_i) = F^{\pi_i, -\pi_i}(\mathbf{l}) - F^{\tilde{\pi}_i, -\pi_i}(\tilde{\mathbf{l}}) \quad (6)$$

This property makes VBF a good choice for the reward function in load balancing tasks. We will see more discussions in later sections. Proof of the lemma is provided in Appendix B.1.

**Proposition 4.** Maximising the VBF is sufficient for minimising the makespan, subjective to the load balancing problem constraints (Eq. (3) and (4)):  $\max F(\mathbf{l}) \Rightarrow \min \max_j(l_j)$ . This also holds for per-LB VBF as  $\max F_i(\mathbf{l}_i) \Rightarrow \min \max_j(l_j)$ .

**Definition 5.** (*Product-based Fairness* [40]) For a vector of time to finish all remaining jobs  $\mathbf{l} = [l_1, \dots, l_N]$  on each server  $j \in [N]$ , the product-based fairness for workload distribution is defined as:  $F(\mathbf{l}) = F([l_1, \dots, l_N]) = \prod_{j \in [N]} \frac{l_j}{\max(\mathbf{l})}$ . PBF defined per LB is:  $F_i(\mathbf{l}_i) = F([l_{i1}, \dots, l_{iN}]) = \prod_{j \in [N]} \frac{l_{ij}}{\max(\mathbf{l}_i)}$ .

**Proposition 6.** *Maximising the product-based fairness is sufficient for minimising the makespan, subjective to the load balancing problem constraints (Eq. (3) and (4)):  $\max F(\mathbf{l}) \Rightarrow \min \max(\mathbf{l})$ .*

Proofs of proposition 4 and 6 are in Appendix B.1 and B.2, respectively. From proposition 4 and 6, we know that the two types of fairness can serve as an effective alternative objective for optimising the makespan, which will be leveraged in our proposed MARL method as valid reward functions.

### 3.3 Game Theory Framework

Markov decision game is defined as  $\mathcal{MG}(H, M, \mathcal{S}, \mathcal{A}_{\times M}, \mathbb{P}, \Pi_{\times M}, r_{\times M})$ ,  $\Pi = \{\Pi_i\}, i \in [M]$ , where  $H$  is the horizon of the game,  $M$  is the number of player in the game,  $\mathcal{S}$  is the state space,  $\mathcal{A}_{\times M}$  is the joint action space of all players,  $\mathcal{A}_i$  is the action space of player  $i$ ,  $\mathbb{P} = \{\mathbb{P}_h\}, h \in [H]$  is a collection of transition probability matrices  $\mathbb{P}_h : \mathcal{S} \times \mathcal{A}_{\times M} \times \mathcal{S} \rightarrow [0, 1]$ ,  $r_{\times M} = \{r_i | i \in [M]\}$ ,  $r_i : \mathcal{S} \times \mathcal{A}_{\times M} \rightarrow \mathbb{R}$  is the reward function for  $i$ -th player given the joint actions. The stochastic policy space for the  $i$ -th player in  $\mathcal{MG}$  is defined as  $\Pi_i : \mathcal{S} \times \mathcal{A}_i \rightarrow [0, 1]$ .

For the Markov decision game  $\mathcal{MG}$ , the state value function  $V_{i,h}^\pi : \mathcal{S} \rightarrow \mathbb{R}$  and state-action value function  $Q_{i,h}^\pi : \mathcal{S} \times \mathcal{A} \rightarrow \mathbb{R}$  for the  $i$ -th player at step  $h$  under policy  $\pi \in \Pi_{\times M}$  is defined as:

$$V_{i,h}^\pi(s) := \mathbb{E}_{\pi, \mathbb{P}} \left[ \sum_{h'=h}^H r_{i,h'}(s_{h'}, \mathbf{a}_{h'}) \middle| s_h = s \right], Q_{i,h}^\pi(s, \mathbf{a}) := \mathbb{E}_{\pi, \mathbb{P}} \left[ \sum_{h'=h}^H r_{i,h'}(s_{h'}, \mathbf{a}_{h'}) \middle| s_h = s, a_h = \mathbf{a} \right]. \quad (7)$$

**Definition 7.** ( $\epsilon$ -approximate Nash equilibrium) *Given a Markov decision game  $\mathcal{MG}(H, M, \mathcal{S}, \mathcal{A}_{\times M}, \mathbb{P}, \Pi_{\times M}, r_{\times M})$ , let  $\pi_{-i}$  be the policies of the players except for the  $i$ -th player, the policies  $(\pi_i^*, \pi_{-i}^*)$  is an  $\epsilon$ -Nash equilibrium if  $\forall i \in [M], \exists \epsilon > 0$ ,*

$$V_i^{\pi_i^*, \pi_{-i}^*}(s) \geq V_i^{\pi_i, \pi_{-i}^*}(s) - \epsilon, \forall \pi_i \in \Pi_i. \quad (8)$$

If  $\epsilon = 0$ , it is an exact Nash equilibrium.

**Definition 8.** (Markov Potential Game) *A Markov decision game  $\mathcal{M}(H, M, \mathcal{S}, \mathcal{A}_{\times M}, \mathbb{P}, \Pi_{\times M}, r_{\times M})$  is a Markov potential game (MPG) if  $\forall i \in [M], \pi_i, \tilde{\pi}_i \in \Pi_i, \pi_{-i} \in \Pi_{-i}, s \in \mathcal{S}$ ,*

$$V_i^{\pi_i, \pi_{-i}}(s) - V_i^{\tilde{\pi}_i, \pi_{-i}}(s) = \phi^{\pi_i, \pi_{-i}}(s) - \phi^{\tilde{\pi}_i, \pi_{-i}}(s), \quad (9)$$

where  $\phi(\cdot)$  is the potential function independent of the player index.

**Lemma 9.** *Pure NE (PNE) always exists for PG, local maximisers of potential function are PNE. PNE also exists for MPG. [22]*

**Theorem 10.** *Multi-agent load balancing is MPG with the VBF  $F_i(\mathbf{l}_i)$  as the reward  $r_i$  for each LB agent  $i \in [M]$ , then suppose for  $\forall s \in \mathcal{S}$  at step  $h \in [H]$ , the potential function is time-cumulative total fairness:  $\phi^{\pi_i, -\pi_i}(s) = \sum_{t=h}^H F^{\pi_i, -\pi_i}(\mathbf{l}(t))$ .*

The proof of the theorem is based on Lemma 3, and it's provided in Appendix B.3. This theorem is essential for establishing our method, since it proves that multi-agent load balancing problem can be formulated as a MPG with the time-cumulative VBF as its potential function. Also, the choice of per-LB VBF as reward function for individual agent is critical for making it MPG, it is easy to verify that PBF cannot guarantee such property. From Lemma 9 we know the maximiser of potential function is the NE of MPG, and from proposition 4 it is known that maximising the VBF gives the sufficient condition for minimising the makespan. Therefore, an effective independent optimisation with respect to the individual reward function specified in the above theorem will lead the minimiser of makespan for load balancing tasks. The effective independent optimisation here means the NE of MPG is achieved.

### 3.4 Distributed LB Method

With the above analysis, the load balancing problem can be formulated as an episodic version of multi-player partially observable Markov game, which we denote as  $\mathcal{POMG}(H, M, \mathcal{S}, \mathcal{O}_{\times M}, \mathbb{O}_{\times M}, r_{\times M})$ ,  $M$  is the number of LB agent in the game,  $\mathcal{O}_{\times M}$  contains the observation space  $\mathcal{O}_i$  for each player,  $\mathbb{O} = \{\mathbb{O}_h\}, h \in [H]$  is a collection of observation emission matrices,  $\mathbb{O}_{i,h} : \mathcal{S} \times \mathcal{O}_i \rightarrow [0, 1]$ ,  $r_{\times M} = \{r_i | i \in [M]\}$ ,  $r_i : \mathcal{O}_i \times \mathcal{A}_{\times M} \rightarrow \mathbb{R}$  is the reward function for  $i$ -th LB agent given the joint actions. The stochastic policy space for the  $i$ -th agent

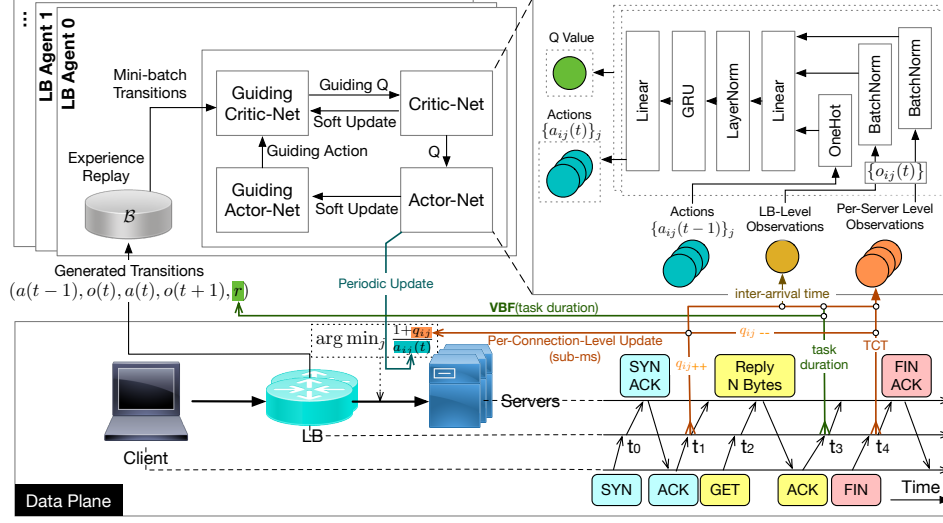


Figure 3: Overview of the proposed distributed MARL framework for network LB.

in  $\mathcal{POMG}$  is defined as  $\Pi_i : \mathcal{O}_i \times \mathcal{A}_i \rightarrow [0, 1]$ . As discussed in Sec. 2, the partial observability comes from the fundamental configuration of network LBs in DC networks, which allows LBs to observe only a partial of network traffic and does not give LBs information about the tasks (e.g. expected workload) distributed from each LB. The reward functions in our experiments are variants of distribution fairness introduced in Sec. 3.2. The potential functions can be defined accordingly based on the two fairness indices. The overview of the proposed distributed MARL framework is shown in Fig. 3.

In MPG, independent policy gradient allows finding the maximum of the potential function, which is the PNE for the game. This inspires us to leverage the policy optimisation in a decomposed manner, i.e., distributed RL for policy learning of each LB agent. However, due to the partial observability of the system and the challenge of directly estimating the makespan (Eq. (1)), each agent cannot have a direct access to the global potential function. To address this problem, the aforementioned fairness (Sec. 3.2) can be deployed as the reward function for each agent, which makes the value function as a valid alternative for the potential function as an objective. This also transforms the joint objective (makespan or potential) to individual objectives (per LB fairness) for each agent. Proposition 4 and 6 verify that optimising towards these fairness indices is sufficient for minimising the makespan.

Alg. 2 shows the proposed distributed LB for load balancing problem, which is a partially observable MPG. The distributed policy optimisation is based on Soft Actor-Critic (SAC) [41] algorithm, which is a type of maximum-entropy RL method. It optimises the objective  $\mathbb{E}[\sum_t \gamma^t r_t + \alpha \mathcal{H}(\pi_\theta)]$ , whereas  $\mathcal{H}(\cdot)$  is the entropy of the policy  $\pi_\theta$ . Specifically, the critic  $Q$  network is updated with

gradient  $\nabla_{\phi} \mathbb{E}_{o,a} \left[ \left( Q_{\phi}(o,a) - r(o,a) - \gamma \mathbb{E}_{o'} [V_{\bar{\phi}}(o')] \right)^2 \right]$ , where  $V_{\bar{\phi}}(o') = \mathbb{E}_{a'} [Q_{\bar{\phi}}(o', a') - \alpha \log \pi_{\theta}(a'|o')]$  and  $Q_{\bar{\phi}}$  is the target  $Q$  network; the actor policy  $\pi_{\theta}$  is updated with the gradient  $\nabla_{\theta} \mathbb{E}_o [\mathbb{E}_{a \sim \pi_{\theta}} [\alpha \log \pi_{\theta}(a|o) - Q_{\phi}(o,a)]]$ . Other key elements of RL methods involve the observation, action and reward function, which are detailed as following.

**Observation.** Each LB agent partially observes over the traffic that traverses through itself, including per-server-level and LB-level measurements. For each LB, per-server-level observations consist of – for each server – the number of on going tasks, and sampled task duration and task completion time (TCT). Specifically, in Alg. 2 line 12-14,  $w_i$  is the coming workload on servers assigned by  $i$ -th LB, and it is not observable for LB.  $q_{ik} + 1$  is the locally observed number of tasks on  $k$ -th server by  $i$ -th LB, due to the real-world constraints of limited observability at the Transport layer. The “+1” is for taking into account the new-coming task. Observations of task duration and TCT samples, along with LB-level measurements which sample the task inter-arrival time as an indication of overall system load state, are reduced to 5 scalars – i.e. average, 90th-percentile, standard deviation, discounted average and weighted discounted average<sup>5</sup> – as inputs for LB agents.

<sup>5</sup>Discounted average weights are computed as  $0.9^{t'-t}$ , where  $t$  is the sample timestamp and  $t'$  is the moment of calculating the reduced scalar.

---

**Algorithm 2** Distributed LB for MPG
 

---

```

1: Initialise:
2:   LB policy  $\pi_{\theta_i}$  and critic  $Q_{\phi_i}$  networks, replay buffer  $\mathcal{B}_i, \forall i \in [M]$ ;
3:   server processing speed function  $v_j, \forall j \in [N]$ ;
4:   initial observed instant queue length on server  $j$  by the  $i$ -th LB:  $q_{ij} = 0, \forall i \in [M], j \in [N]$ .
5: while not converge do
6:   Reset server load state  $X_j(1) \leftarrow 0, \forall j \in [N]$ 
7:   Each LB agent  $i$  ( $i \in [M]$ ) receives individual observation  $o_i(1)$ 
8:   for  $t = 1, \dots, N$  do
9:     Initialise distributed workload  $m_{ij}, w_i(t) \leftarrow 0, i \in [M], j \in [N]$ 
10:    Get actions  $a_i(t) \leftarrow \{a_{ij}(t)\}_{j=1}^N = \pi_{\theta_i}(o_i(t)), i \in [M]$ 
11:    for job  $\tilde{w}$  arrived at LB  $i$  between timestep  $[t, t+1)$  do
12:      LB  $i$  assigns  $\tilde{w}$  to server  $j = \arg \min_{k \in [N]} \frac{q_{ik}(t)+1}{a_{ik}(t)}$ 
13:       $m_{ij} \leftarrow m_{ij} + \tilde{w}, w_i(t) \leftarrow w_i(t) + \tilde{w}$ 
14:       $\alpha_{ij}(t) \leftarrow \frac{m_{ij}}{w_i(t)}$ 
15:    end for
16:    for each server  $j$  do
17:      Update workload:  $X_{ij}(t+1) \leftarrow \max\{X_{ij}(t) + w_i(t)\alpha_{ij}(t) - \frac{v_j}{M}, 0\}$ 
18:       $X_j(t+1) \leftarrow \sum_{i=1}^M X_{ij}(t)$ 
19:    end for
20:    Each agent receives individual reward  $r_i(t)$ 
21:    Each agent  $i$  collects observation  $o_i(t+1), i \in [M]$ 
22:    Update replay buffer:  $\mathcal{B}_i = \mathcal{B}_i \cup (a_i(t-1), o_i(t), a_i(t), r_i(t), o_i(t+1)), i \in [M]$ 
23:  end for
24:  Update critics with gradients:  $\nabla_{\phi_i} \mathbb{E}_{(o_i, a_i, r_i, o'_i) \sim \mathcal{B}_i} \left[ \left( Q_{\phi_i}(o_i, a_i) - r_i - \gamma V_{\phi_i}(o'_i) \right)^2 \right]$ 
25:  where  $V_{\phi_i}(o'_i) = \mathbb{E}_{(o'_i, a'_i) \sim \mathcal{B}_i} [Q_{\phi_i}(o'_i, a'_i) - \alpha \log \pi_{\theta_i}(a'_i|o'_i)], i \in [M]$ 
26:  Update policies with gradients:  $-\nabla_{\theta_i} \mathbb{E}_{o_i \sim \mathcal{B}_i} [\mathbb{E}_{a \sim \pi_{\theta_i}} [\alpha \log \pi_{\theta_i}(a_i|o_i) - Q_{\phi_i}(o_i, a_i)]], i \in [M]$ 
27: end while
28: return final models of learning agents

```

---

**Action.** To bridge the different timing constraints between the control plane and data plane, each LB agent assigns the  $j$ -th server to newly arrived tasks using the ratio of two factors,  $\arg \min_{k \in [N]} \frac{q_{ik}+1}{a_{ik}}$ , where the number of on-going tasks  $q_{ik}$  helps track dynamic system server occupation at per-connection level – which allows making load balancing decision at  $\mu$ s-level speed – and  $a_{ik}$  is the periodically updated RL-inferred server processing speed. As in line 14 of Alg. 2,  $\alpha_{ij}(t)$  is a statistical estimation of workload assignment distribution at time interval  $[t, t+1)$ .

**Reward.** The individual reward for distributed MPG LB is chosen as the VBF (as Def. 2) of the discounted average of sampled task duration measured on each LB agent, such that the LB group jointly optimise towards the potential function defined in Eq. (10). Task duration information is gathered as the time interval between the end of connection initialisation (e.g. 3-way handshake for TCP traffic) and the acknowledgement to the first data packet (e.g. the first ACK packet for TCP traffic). Given the limited and partial observability of LB agents, task duration information approximates the remaining workload  $l$  by measuring the queuing and processing delay for new-coming tasks on each server. This PBF- and MS-based rewards are also implemented for CTDE MARL algorithm as a comparison.

**Model.** The architecture of the proposed RL framework is depicted in Fig. 3. Each LB agent consists of a replay buffer, and a pair of actor-critic networks, whose architecture is depicted on the top right. There is also a pair of guiding actor-critic networks, with the same network architectures but updated in a delayed and soft manner. Each LB agent takes observations  $o_i(t)$  extracted from the data plane (e.g. numbers of ongoing tasks  $\{q_{ij}\}$ , task duration, TCT) and actions from previous timestep  $a_i(t-1)$  as inputs, and periodically generates new actions  $a_i(t)$ , which is used to update the server assignment function  $\arg \min_{j \in [N]} \frac{q_{ij}+1}{a_{ij}}$  in the data plane. The gated recurrent units (GRU) [42] are applied for all agents to leverage the sequential history information for handling partial observability.

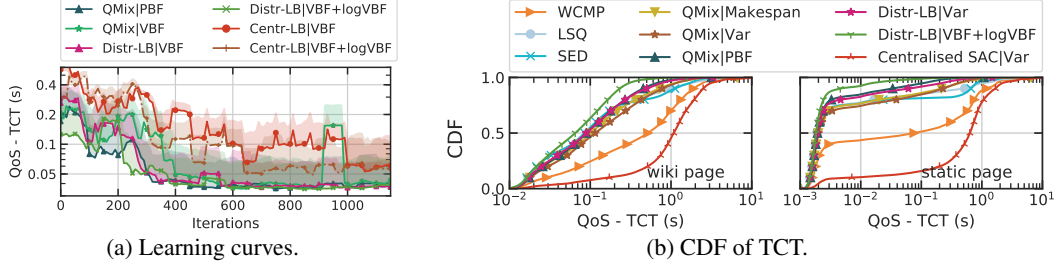


Figure 4: Experimental results show that the proposed distributed RL framework using proposed VBF as rewards converges and effectively achieves better load balancing performance (lower TCT and better QoS) than existing LB algorithms and CTDE RL algorithms.

Table 1: Comparison of QoS (s) in moderate-scale real-world network setup (DC network and traffic).

Method		Period III (758.787 queries/s)		Period IV (784.522 queries/s)	
		Wiki	Static	Wiki	Static
WCMP		0.412 $\pm$ 0.101	0.134 $\pm$ 0.059	0.834 $\pm$ 0.323	0.492 $\pm$ 0.276
LSQ		0.620 $\pm$ 0.442	0.339 $\pm$ 0.316	0.357 $\pm$ 0.373	0.173 $\pm$ 0.299
SED		0.215 $\pm$ 0.210	0.051 $\pm$ 0.081	0.346 $\pm$ 0.496	0.169 $\pm$ 0.330
QMix-LB	MS	0.217 $\pm$ 0.157	0.048 $\pm$ 0.069	0.263 $\pm$ 0.202	0.073 $\pm$ 0.092
	VBF	0.141 $\pm$ 0.025	0.008 $\pm$ 0.004	0.286 $\pm$ 0.162	0.068 $\pm$ 0.066
	PBF	0.211 $\pm$ 0.153	0.047 $\pm$ 0.078	0.181 $\pm$ 0.042	0.018 $\pm$ 0.009
Distr-LB	VBF	0.159 $\pm$ 0.054	0.017 $\pm$ 0.009	0.196 $\pm$ 0.091	0.032 $\pm$ 0.033
	VBF+logVBF	<b>0.108 <math>\pm</math> 0.022</b>	<b>0.004 <math>\pm</math> 0.001</b>	<b>0.104 <math>\pm</math> 0.013</b>	<b>0.006 <math>\pm</math> 0.003</b>
Centr-LB	VBF	1.068 $\pm$ 0.386	0.570 $\pm$ 0.378	1.378 $\pm$ 0.377	0.867 $\pm$ 0.350
	VBF+logVBF	0.759 $\pm$ 0.254	0.306 $\pm$ 0.222	1.013 $\pm$ 0.168	0.520 $\pm$ 0.167

## 4 Evaluation

We developed (i) an event-based simulator (App. C.1) to study the distance between the NE achieved by the proposed algorithm and the NE achieved by the theoretical optimal load balancing policy (with perfect observation), and (ii) a realistic testbed (App. C.2) on physical servers in a DC network providing Apache web services, with real-world network traffic [43], to evaluate the real-world performance of the proposed algorithm, in comparison with in-production state-of-the-art LB [3].

As depicted in Fig. 4a, in a moderate-scale real-world DC network setup with 2 LB agents and 7 servers, after 120 episodes of training, the proposed distributed LB (Distr-LB) algorithm is able to learn from the environment based on VBF as rewards, and it converges to offer better QoS than QMix. Centralised RL agent (Centr-LB) has difficulties to learn within 120 episodes because of the increased state and action space. An empirical finding is that, by adding a log term to the VBF-based reward for Distr-LB, we help LB agents to become more sensitive to close-to-0 VBF during training ( $\nabla_x \log f(x) > \nabla_x f(x)$  when  $f(x) < 1$ ), therefore achieving better load balancing performance. As depicted in Fig. 4b, when comparing with in-production LB algorithms (WCMP, LSQ, SED), Distr-LB shows clear performance gains and reduced TCT for both types of web pages – Wikipedia pages require to query SQL databases thus they are more CPU-intensive, while static pages are IO-intensive. The comparison of TCT using different LB algorithms is shown in Table 1.

To evaluate the gap between the performance of Distr-LB and the theoretical optimal policy, we implement in the simulator an Oracle LB, which has perfect observation (inaccessible in real world) over the system and minimises makespan for each load balancing decision. Table 2 shows that, for different types of applications, Distr-LB is able to achieve closer-to-optimal performance than QMix. As the simulator is implemented based on the load balancing model formulated in this paper, our theoretical analysis can be directly applied, and VBF – as a potential function – helps independent cooperative LB agents to achieve good performance. The additional  $\log$  term shows empirical

Table 2: Comparison of QoS (s) in moderate-scale simulator for different types of applications.

		50%-CPU+50%-IO	75%-CPU+25%-IO	100%-CPU
Oracle		6.437 $\pm$ 1.006	1.469 $\pm$ 0.102	1.291 $\pm$ 0.075
QMix-LB	PBF	10.230 $\pm$ 0.108	1.828 $\pm$ 0.054	2.200 $\pm$ 0.288
	VBF	10.936 $\pm$ 0.470	2.023 $\pm$ 0.255	2.125 $\pm$ 0.074
Distr-LB	VBF	10.335 $\pm$ 0.362	<b>1.695 <math>\pm</math> 0.104</b>	<b>1.643 <math>\pm</math> 0.016</b>
	VBF+logVBF	<b>8.797 <math>\pm</math> 0.459</b>	1.873 $\pm$ 0.328	2.004 $\pm$ 0.042



Table 3: Comparison of QoS (s) in large-scale real-world network setup (DC network and traffic).

Method		Period I (2022.855 queries/s)		Period II (2071.129 queries/s)	
		Wiki	Static	Wiki	Static
WCMP		0.473 $\pm$ 0.102	0.194 $\pm$ 0.090	0.616 $\pm$ 0.078	0.265 $\pm$ 0.059
LSQ		0.266 $\pm$ 0.127	0.063 $\pm$ 0.065	0.205 $\pm$ 0.179	0.030 $\pm$ 0.065
SED		0.169 $\pm$ 0.062	0.020 $\pm$ 0.025	0.288 $\pm$ 0.387	0.099 $\pm$ 0.256
QMIX-LB	VBF	0.181 $\pm$ 0.062	0.019 $\pm$ 0.020	0.184 $\pm$ 0.027	<b>0.010 <math>\pm</math> 0.004</b>
	PBF	0.210 $\pm$ 0.041	0.013 $\pm$ 0.006	0.237 $\pm$ 0.076	0.020 $\pm$ 0.015
Distr-LB	VBF	0.228 $\pm$ 0.055	0.019 $\pm$ 0.011	0.182 $\pm$ 0.034	<b>0.009 <math>\pm</math> 0.004</b>
	VBF+logVBF	<b>0.161 <math>\pm</math> 0.033</b>	<b>0.008 <math>\pm</math> 0.003</b>	<b>0.164 <math>\pm</math> 0.034</b>	0.017 $\pm$ 0.015

performance gains in real-world system, yet it is not necessarily the case in these simulation results. On one hand, the generated traffic of tasks in the simulation has higher expected workload ( $> 1$ s mean and stddev), while the *log* terms is more sensitive to close-to-0 variances, which is the case in real-world experimental setups. On the other hand, though the simulator models the formulated LB problem, it fails to capture the complexity in the real-world system – *e.g.* Apache backlog, multi-processing optimisation, context switching, multi-level cache, network queues etc. For instance, batch processing [44] helps reduce cache and instruction misses, yet yields similar processing time for different tasks, thus the variance of task processing delay decreases and becomes closer to 0 in real-world system. The additional *log* term exaggerates the low variance differences to better evaluate load balancing decisions. More detailed description about the simulator implementation can be found in App C.1 and ablation study on reward engineering is presented in App E.2.1.

To evaluate the performance of Distr-LB in large-scale DC networks in real world, we scale up the real-world testbed to have 6 LB agents and 20 servers and apply heavier network traffic ( $> 2000$  queries/s) to evaluate the performance of the LB algorithms that achieved the best performance in moderate scale setups, in comparison with in-production LB algorithms. The test results after 200 episodes of training are shown in Table 3, where Distr-LB achieves the best performance in all cases. QMIX also outperforms in-production LB algorithms. But as a CTDE algorithm, similar to the Centr-LB, it requires agents to communicate their trajectories, which – after 200 episodes of training – become 221MiB communication overhead at the end of each episode (episodic training), whereas 95%-percentile per-destination-rack flow rate is less than 1MiB/s [45]. More details regarding the real-world DC testbed implementation is in App. C.2, training details are in App. D, and ablation studies – *e.g.* communication overhead of CTDE and centralised RL in real-world system, robustness of MARL algorithms in dynamic DC network environments – can be found in App. E.2.2.

## 5 Conclusion and Future Work

This paper proposes a distributed MARL approach for multi-agent load balancing problem, based on Markov potential game formulation. The proposed variance-based fairness for individual LB agent is critical for this formulation. Through this setting, the redundant communication overhead among LB agents is removed, thus improving the overall training and deployment efficiency in real-world systems, with the local observations only. Under such formulation, the effectiveness of our proposed distributed LB algorithm together with the proposed fairness are both theoretically justified and experimentally verified. It demonstrates a performance gain over another commonly applied fairness as well as centralised training methods like QMIX or centralised RL agent, in both simulation and real-world tests with different scales.

## References

- [1] Nicola Dragoni, Saverio Giallorenzo, Alberto Lluch Lafuente, Manuel Mazzara, Fabrizio Montesi, Ruslan Mustafin, and Larisa Safina. Microservices: yesterday, today, and tomorrow. In *Present and Ulterior Software Engineering*, pages 195–216. Springer, 2017.
- [2] The Linux Virtual Server Project - Linux Server Cluster for Load Balancing. <http://www.linuxvirtualserver.org/>.
- [3] Daniel E Eisenbud, Cheng Yi, Carlo Contavalli, Cody Smith, Roman Kononov, Eric Mann-Hielscher, Ardas Cilingiroglu, Bin Cheyney, Wentao Shang, and Jinnah Dylan Hosein. Maglev: A fast and reliable software network load balancer. In *NSDI*, pages 523–535, 2016.
- [4] Yoann Desmoucheaux, Pierre Pfister, Jérôme Tollet, Mark Townsley, and Thomas Clausen. 6lb: Scalable and application-aware load balancing with segment routing. *IEEE/ACM Transactions on Networking*, 26(2):819–834, 2018.

- [5] Ashkan Aghdai, Michael I-C Wang, Yang Xu, Charles H-P Wen, and H Jonathan Chao. In-network congestion-aware load balancing at transport layer. *arXiv preprint arXiv:1811.09731*, 2018.
- [6] Li Chen, Justinas Lingys, Kai Chen, and Feng Liu. Auto: Scaling deep reinforcement learning for datacenter-scale automatic traffic optimization. In *Proceedings of the 2018 Conference of the ACM Special Interest Group on Data Communication*, pages 191–205. ACM, 2018.
- [7] Hongzi Mao, Malte Schwarzkopf, Shaileshh Bojja Venkatakrisnan, Zili Meng, and Mohammad Alizadeh. Learning scheduling algorithms for data processing clusters. *arXiv preprint arXiv:1810.01963*, 2018.
- [8] Yue Xu, Wenjun Xu, Zhi Wang, Jiaru Lin, and Shuguang Cui. Load balancing for ultra-dense networks: A deep reinforcement learning based approach. *IEEE Internet of Things Journal*, 6(6):9399–9412, Dec 2019. arXiv: 1906.00767.
- [9] Viswanath Sivakumar, Tim Rocktäschel, Alexander H Miller, Heinrich Küttler, Nantas Nardelli, Mike Rabbat, Joelle Pineau, and Sebastian Riedel. Mvfst-rl: An asynchronous rl framework for congestion control with delayed actions. *arXiv preprint arXiv:1910.04054*, 2019.
- [10] Adithya Kumar, Iyswarya Narayanan, Timothy Zhu, and Anand Sivasubramaniam. The fast and the frugal: Tail latency aware provisioning for coping with load variations. In *Proceedings of The Web Conference 2020*, pages 314–326, 2020.
- [11] Jakob Foerster, Gregory Farquhar, Triantafyllos Afouras, Nantas Nardelli, and Shimon Whiteson. Counterfactual multi-agent policy gradients. In *Proceedings of the AAAI conference on artificial intelligence*, volume 32, 2018.
- [12] Theo Julienne. GLB: GitHub’s open source load balancer, 2018.
- [13] João Taveira Araújo, Lorenzo Saino, Lennert Buytenhek, and Raul Landa. Balancing on the edge: Transport affinity without network state. page 111–124, 2018.
- [14] Rui Miao, Hongyi Zeng, Changhoon Kim, Jeongkeun Lee, and Minlan Yu. Silkroad: Making stateful layer-4 load balancing fast and cheap using switching asics. In *Proceedings of the Conference of the ACM Special Interest Group on Data Communication*, pages 15–28, 2017.
- [15] Facebook Incubator, Apr 2020.
- [16] Shouqian Shi, Ye Yu, Minghao Xie, Xin Li, Xiaozhou Li, Ying Zhang, and Chen Qian. Concurry: A fast and light-weight software cloud load balancer. page 14, 2020.
- [17] Reuven Cohen, Matty Kadosh, Alan Lo, and Qasem Sayah. Lb scalability: Achieving the right balance between being stateful and stateless. *IEEE/ACM Transactions on Networking*, 2021.
- [18] Ashkan Aghdai, Cing-Yu Chu, Yang Xu, David Dai, Jun Xu, and Jonathan Chao. Spotlight: Scalable transport layer load balancing for data center networks. *IEEE Transactions on Cloud Computing*, 2020.
- [19] Guy Goren, Shay Vargaftik, and Yoram Moses. Distributed dispatching in the parallel server model. *arXiv:2008.00793 [cs]*, Aug 2020. arXiv: 2008.00793.
- [20] Tom Barbette, Chen Tang, Haoran Yao, Dejan Kostić, Gerald Q Maguire Jr, Panagiotis Papadimitratos, and Marco Chiesa. A high-speed load-balancer design with guaranteed per-connection-consistency. In *17th {USENIX} Symposium on Networked Systems Design and Implementation ({NSDI} 20)*, pages 667–683, 2020.
- [21] Chuanxiong Guo, Lihua Yuan, Dong Xiang, Yingnong Dang, Ray Huang, Dave Maltz, Zhaoyi Liu, Vin Wang, Bin Pang, Hua Chen, et al. Pingmesh: A large-scale system for data center network latency measurement and analysis. In *Proceedings of the 2015 ACM Conference on Special Interest Group on Data Communication*, pages 139–152, 2015.
- [22] Dov Monderer and Lloyd S Shapley. Potential games. *Games and economic behavior*, 14(1):124–143, 1996.
- [23] William H Sandholm. Potential games with continuous player sets. *Journal of Economic theory*, 97(1):81–108, 2001.
- [24] Jason R Marden, Gürdal Arslan, and Jeff S Shamma. Cooperative control and potential games. *IEEE Transactions on Systems, Man, and Cybernetics, Part B (Cybernetics)*, 39(6):1393–1407, 2009.

- [25] Ozan Candogan, Ishai Menache, Asuman Ozdaglar, and Pablo A Parrilo. Flows and decompositions of games: Harmonic and potential games. *Mathematics of Operations Research*, 36(3):474–503, 2011.
- [26] Drew Fudenberg, Fudenberg Drew, David K Levine, and David K Levine. *The theory of learning in games*, volume 2. MIT press, 1998.
- [27] Roy Fox, Stephen M McAleer, Will Overman, and Ioannis Panageas. Independent natural policy gradient always converges in markov potential games. In *International Conference on Artificial Intelligence and Statistics*, pages 4414–4425. PMLR, 2022.
- [28] Stefanos Leonardos, Will Overman, Ioannis Panageas, and Georgios Piliouras. Global convergence of multi-agent policy gradient in markov potential games. *arXiv preprint arXiv:2106.01969*, 2021.
- [29] Sergio Valcarcel Macua, Javier Zazo, and Santiago Zazo. Learning parametric closed-loop policies for markov potential games. *arXiv preprint arXiv:1802.00899*, 2018.
- [30] David H Mguni, Yutong Wu, Yali Du, Yaodong Yang, Ziyi Wang, Minne Li, Ying Wen, Joel Jennings, and Jun Wang. Learning in nonzero-sum stochastic games with potentials. In *International Conference on Machine Learning*, pages 7688–7699. PMLR, 2021.
- [31] Yaodong Yang and Jun Wang. An overview of multi-agent reinforcement learning from game theoretical perspective. *arXiv preprint arXiv:2011.00583*, 2020.
- [32] Peter Sunehag, Guy Lever, Audrunas Gruslys, Wojciech Marian Czarnecki, Vinicius Zambaldi, Max Jaderberg, Marc Lanctot, Nicolas Sonnerat, Joel Z Leibo, Karl Tuyls, et al. Value-decomposition networks for cooperative multi-agent learning. *arXiv preprint arXiv:1706.05296*, 2017.
- [33] Ryan Lowe, Yi I Wu, Aviv Tamar, Jean Harb, OpenAI Pieter Abbeel, and Igor Mordatch. Multi-agent actor-critic for mixed cooperative-competitive environments. *Advances in neural information processing systems*, 30, 2017.
- [34] Tabish Rashid, Mikayel Samvelyan, Christian Schroeder, Gregory Farquhar, Jakob Foerster, and Shimon Whiteson. Qmix: Monotonic value function factorisation for deep multi-agent reinforcement learning. In *International Conference on Machine Learning*, pages 4295–4304. PMLR, 2018.
- [35] Hepeng Li and Haibo He. Multi-agent trust region policy optimization. *arXiv preprint arXiv:2010.07916*, 2020.
- [36] Christian Schroeder de Witt, Tarun Gupta, Denys Makoviichuk, Viktor Makovychuk, Philip HS Torr, Mingfei Sun, and Shimon Whiteson. Is independent learning all you need in the starcraft multi-agent challenge? *arXiv preprint arXiv:2011.09533*, 2020.
- [37] Jiechuan Jiang and Zongqing Lu. Learning fairness in multi-agent systems. *Advances in Neural Information Processing Systems*, 32, 2019.
- [38] Matthieu Zimmer, Claire Glanois, Umer Siddique, and Paul Weng. Learning fair policies in decentralized cooperative multi-agent reinforcement learning. In *International Conference on Machine Learning*, pages 12967–12978. PMLR, 2021.
- [39] Siddhartha Sen, David Shue, Sunghwan Ihm, and Michael J Freedman. Scalable, optimal flow routing in datacenters via local link balancing. In *Proceedings of the ninth ACM conference on Emerging networking experiments and technologies*, pages 151–162, 2013.
- [40] Zhiyuan Yao, Zihan Ding, and Thomas Clausen. Reinforced cooperative load balancing in data center. *arXiv preprint arXiv:2201.11727*, 2022.
- [41] Tuomas Haarnoja, Aurick Zhou, Pieter Abbeel, and Sergey Levine. Soft actor-critic: Off-policy maximum entropy deep reinforcement learning with a stochastic actor. In *International conference on machine learning*, pages 1861–1870. PMLR, 2018.
- [42] Junyoung Chung, Caglar Gulcehre, KyungHyun Cho, and Yoshua Bengio. Empirical evaluation of gated recurrent neural networks on sequence modeling. *arXiv preprint arXiv:1412.3555*, 2014.
- [43] Guido Urdaneta, Guillaume Pierre, and Maarten van Steen. Wikipedia workload analysis for decentralized hosting. *Elsevier Computer Networks*, 53(11):1830–1845, July 2009.

- [44] The Fast Data Project (fd.io). Vector Packet Processing (VPP). <https://wiki.fd.io/view/VPP/>.
- [45] Arjun Roy, Hongyi Zeng, Jasmeet Bagga, George Porter, and Alex C. Snoeren. Inside the social network's (datacenter) network. In *Proceedings of the 2015 ACM Conference on Special Interest Group on Data Communication, SIGCOMM '15*, page 123–137. ACM, 2015. event-place: London, United Kingdom.
- [46] Mohammed Shabbir Ali, Pierre Coucheney, and Marceau Coupechoux. Reinforcement learning algorithm for load balancing in self-organizing networks, 2019.
- [47] Apache Hadoop. Apache hadoop. URL <http://hadoop.apache.org>, 2011.
- [48] Apache Spark. Apache spark. Retrieved January, 17:2018, 2018.
- [49] Erik-Jan van Baaren. Wikibench: A distributed, wikipedia based web application benchmark. *Master's thesis, VU University Amsterdam*, 2009.

## Appendix

### A A Stochastic Markov Model of a 2-Server Load Balancing Problem

The simulation results of Fig. 2b is based on a basic load balancing setup of 2 servers with different processing capacities  $\frac{v_1}{v_2} = 2$  (*i.e.* server 1 is 2x faster than server 2). Each server has a queue of size  $Q$ , such that  $0 \leq l_1, l_2 \leq Q$ . Traffic arrivals and departures are modeled as Poisson processes with rates  $\lambda$  (observed traffic),  $\gamma$  (unobserved traffic), and  $v_1, v_2$ . With sufficiently short timeslots, it can be assumed that only one arrival or departure (at most) happen at a given timeslot (*i.e.*  $\sum_{i=1}^2 (\lambda_i + \gamma_i + v_i) \leq 1$ ); the system is then Markovian with the state  $(l_1, l_2)$ , departure rates  $(\mu_1, \mu_2)$ , and arrival rates  $(\lambda_1, \lambda_2, \gamma_1, \gamma_2)$ . For simplicity and stability, the system works at *nominal* capacity (*i.e.*  $\lambda + \gamma = v$ ). With  $q_i(n)_{l_i}$  denoting the probability (or probability density function), of server  $q_i$  to have a queue length of  $l_i$  at time-step  $n$ , the transition of server occupations between two time-steps can be described as, for  $0 < l_i < Q$  (corner cases are treated accordingly):

$$q_i(n)_{l_i} - q_i(n-1)_{l_i} = (\lambda_i + \gamma_i) \cdot q_i(n-1)_{l_i-1} + v_i \cdot s_i(n-1)_{l_i+1} - (\lambda_i + \gamma_i + v_i) \cdot q_i(n-1)_{l_i}.$$

The QoS performance of each load balancing algorithm in Fig. 2b is measured as the weighted service duration of a connection ( $\sum_{i \in \{1,2\}} \frac{l_i}{l_1+l_2} \frac{l_i}{\mu_i}$ ), under different configurations. When the LB has accurate observations and configurations (observing 100% traffic – *i.e.*  $\gamma = 0$  – and assigning server weights based on actual processing speeds  $\frac{w_1}{w_2} = \frac{v_1}{v_2} = 2$ ), WCMP and SED have the best performance. When the LB observes only partial network traffic (50% –  $Q$  and 33% –  $Q$  corresponds to  $\gamma = \lambda$ ,  $\gamma = 2 * \lambda$ , respectively) and the rest of the network traffic is uniformly split between the two servers ( $\gamma_1 = \gamma_2$ ), LSQ and SED outperform WCMP, which is agnostic to instant server occupancy. However, partial traffic observation also degrades the performance of LSQ and SED. When LBs have inaccurate server weights ( $\sim W$  *i.e.* in case of mis-configuration,  $\frac{w_1}{w_2} = \frac{1}{2}$ , while  $\frac{\mu_1}{\mu_2} = 2$ ), WCMP and SED exhibit degraded performance even when the LB agent sees all the traffic ( $\gamma = 0$ ). Taking both server queue lengths and processing speeds into account, SED makes more informed load balancing decisions, yet its performance risks being degraded by both partial observations on server queue lengths and inaccurate server weights.

### B Analysis of Distribution Fairness

#### B.1 Analysis of VBF

**Lemma 11.** *The VBF for load balancing system satisfies the following property:*

$$F_i^{\pi_i, -\pi_i}(\mathbf{l}_i) - F_i^{\tilde{\pi}_i, -\pi_i}(\tilde{\mathbf{l}}_i) = F^{\pi_i, -\pi_i}(\mathbf{l}) - F^{\tilde{\pi}_i, -\pi_i}(\tilde{\mathbf{l}}) \quad (10)$$

*Proof.* From the definition of the variance-based fairness (as Def. 2) we have the following for  $\forall i \in [M], j \in [N]$ ,

$$F^{\pi_i, -\pi_i}(\mathbf{l}) = -\frac{1}{N} \sum_{j=1}^N (l_j - \bar{l})^2 \quad (11)$$

$$F_i^{\pi_i, -\pi_i}(\mathbf{l}_i) = -\frac{1}{N} \sum_{j=1}^N (l_{ij} - \bar{l}_i)^2 \quad (\bar{l}_i = \frac{1}{N} \sum_{j=1}^N l_{ij}) \quad (12)$$

By indexing the agent  $i$  as the one to change its strategy and slightly abusing notation, denote  $l_j = l_{ij} + l_{-ij}$ , where  $l_{-ij} = \sum_{k \neq i} l_{kj}$ .

$$F^{\pi_i, -\pi_i}(\mathbf{l}) = -\frac{1}{N} \sum_{j=1}^N (l_{ij} + l_{-ij} - \overline{(l_i + l_{-i})})^2 \quad (\text{where } \overline{(l_i + l_{-i})} = \frac{1}{N} \sum_j (l_{ij} + l_{-ij})) \quad (13)$$

$$= -\frac{1}{N} \sum_{j=1}^N [l_{ij} + l_{-ij} - (\bar{l}_i + \bar{l}_{-i})]^2 \quad (14)$$

$$= -\frac{1}{N} \sum_{j=1}^N [(l_{ij} - \bar{l}_i)^2 + (l_{-ij} - \bar{l}_{-i})^2 - 2(l_{ij} - \bar{l}_i)(l_{-ij} - \bar{l}_{-i})] \quad (15)$$

$$= -\frac{1}{N} \sum_{j=1}^N (l_{ij} - \bar{l}_i)^2 - \frac{1}{N} \sum_{j=1}^N (l_{-ij} - \bar{l}_{-i})^2 - \frac{2}{N} \sum_{j=1}^N (l_{ij} - \bar{l}_i)(l_{-ij} - \bar{l}_{-i}) \quad (16)$$

$$= F_i^{\pi_i, -\pi_i}(\mathbf{l}_i) - \frac{1}{N} \sum_{j=1}^N (l_{-ij} - \bar{l}_{-i})^2 \quad (\sum_{j=1}^N (l_{ij} - \bar{l}_i) = 0) \quad (17)$$

where the second term is a common term not depend on the changing policy  $\pi_i$ . Therefore, the second term will be cancelled in  $F^{\pi_i, -\pi_i}(\mathbf{l}) - F^{\bar{\pi}_i, -\bar{\pi}_i}(\bar{\mathbf{l}}) = F_i^{\pi_i, -\pi_i}(\mathbf{l}_i) - F_i^{\bar{\pi}_i, -\bar{\pi}_i}(\bar{\mathbf{l}}_i)$ , thus finishes the proof.  $\square$

**Proposition 12.** Maximising the VBF is sufficient for minimising the makespan, subjective to the load balancing problem constraints (Eq. (3) and (4)):

$$\max F(\mathbf{l}) \Rightarrow \min \max_j (l_j) \quad (18)$$

this also holds for per-LB VBF as  $\max F_i(\mathbf{l}_i) \Rightarrow \min \max_j (l_j)$ .

*Proof.* Given the stability constraint in Eq. (3)  $\sum_{i=1}^M w_i(t) \leq \sum_{j=1}^N v_j$ , we denote the total amount of workload in the system  $C = \sum_{j=1}^N l_j$ , and  $l_k = \max_{j \in [N]} l_j$ . Based on the constraint in Eq. (4), we have  $C \geq 0$ ,  $l_j(t) \geq 0$ .

$$\max F(\mathbf{l}) \Leftrightarrow \min -F(\mathbf{l}) \quad (19)$$

$$-F(\mathbf{l}) = \frac{1}{N} \sum_{j=1}^N ((l_j) - \bar{l})^2 \quad (20)$$

$$= \frac{1}{N} \sum_{j=1}^N (l_j - \frac{C}{N})^2 \quad (21)$$

$$= \frac{1}{N} \sum_{j=1}^N l_j^2 - \frac{2C}{N^2} \sum_{j=1}^N l_j + \frac{C^2}{N^2} \quad (22)$$

$$= \frac{1}{N} \sum_{j=1}^N l_j^2 - \frac{C^2}{N^2} \quad (23)$$

$$\leq [(\max_j l_j)^2 - \frac{C^2}{N^2}] \quad (\text{by means inequality}) \quad (24)$$

with the equivalence achieved when  $l_j = l_k, \forall j \neq k, j \in [N]$  holds. Therefore,

$$\max F(\mathbf{l}) \Rightarrow \min (l_k)^2 - \frac{C^2}{N^2} \quad (25)$$

$$\Leftrightarrow \min l_k \quad (26)$$

$$\Leftrightarrow \min \max_{j \in [n]} l_j \quad (27)$$

and the condition is sufficient but not necessary because  $\min (l_k)^2 - \frac{C^2}{N^2}$  is essentially minimizing the upper bound of  $-F(\mathbf{l})$ .  $\square$

## B.2 Analysis of PBF

**Proposition 13.** *Maximising the product-based fairness is sufficient for minimising the makespan, subjective to the load balancing problem constraints (Eq. (3) and (4)):*

$$\max F(\mathbf{l}) \Rightarrow \min \max(\mathbf{l}) \quad (28)$$

*Proof.* For a vector of workloads  $\mathbf{l} = [l_1, \dots, l_N]$  on each server  $j \in [N]$ , by the definition of fairness,

$$\max F(\mathbf{l}) = \max \frac{\prod_{j \in [N]} l_j}{\max_{k' \in [N]} l_{k'}} \quad (29)$$

WLOG, let  $l_k = \max_{k' \in [N]} l_{k'}$ , then,

$$\max F(\mathbf{l}) = \max \prod_{j \in [N], j \neq k} l_j \quad (30)$$

Similar to the proof of Proposition 12, given the stability constraint in Eq. (3)  $\sum_{i=1}^M w_i(t) \leq \sum_{j=1}^N v_j$ , we denote the total amount of workload in the system  $C = \sum_{j=1}^N l_j$ . Based on the constraint in Eq. (4), we have  $C \geq 0, l_j(t) \geq 0$ . By means inequality,

$$\left( \prod_{j \in [N], j \neq k} l_j \right)^{\frac{1}{N-1}} \leq \frac{\sum_{j \in [N], j \neq k} l_j}{N-1} = \frac{C - l_k}{N-1}. \quad (31)$$

with the equivalence achieved when  $l_i = l_j, \forall i, j \neq k, i, j \in [N]$  holds. Therefore,

$$\max F(\mathbf{l}) \Rightarrow \max \frac{C - l_k}{N-1} \quad (32)$$

$$\Leftrightarrow \min l_k \quad (33)$$

$$\Leftrightarrow \min \max_{j \in [N]} l_j \quad (34)$$

The inverse may not hold since  $\max \frac{C - l_k}{N-1}$  does not indicates  $\max F(\mathbf{l})$ , so maximising the linear product-based fairness is sufficient but not necessary for minimising the makespan. This finishes the proof.  $\square$

## B.3 VBF for MPG

**Theorem 14.** *Multi-agent load balancing is MPG with the VBF  $F_i(\mathbf{l}_i)$  as the reward  $r_i$  for each LB agent  $i \in [M]$ , then suppose for  $\forall s \in \mathcal{S}$  at step  $h \in [H]$ , the potential function is time-cumulative total fairness:  $\phi^{\pi_i, -\pi_i}(s) = \sum_{t=h}^H F^{\pi_i, -\pi_i}(\mathbf{l}(t))$ .*

*Proof.*

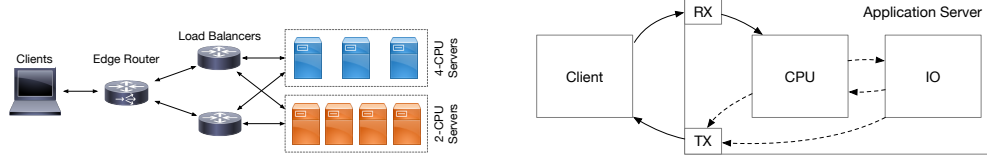
$$V_i^{\pi_i, \pi_{-i}}(s) - V_i^{\tilde{\pi}_i, \pi_{-i}}(s) = \mathbb{E}_{\pi_i, \pi_{-i}} \left[ \sum_{t=h}^H r_{i,t}(s_t, \mathbf{a}_t) \middle| s_h = s \right] - \mathbb{E}_{\tilde{\pi}_i, \pi_{-i}} \left[ \sum_{t=h}^H r_{i,t}(s_t, \tilde{\mathbf{a}}_{i,t}, \mathbf{a}_{-i,t}) \middle| s_h = s \right] \quad (35)$$

$$= \mathbb{E}_{\pi_i, \pi_{-i}} \left[ \sum_{t=h}^H F_i(\mathbf{l}_i(t)) \right] - \mathbb{E}_{\tilde{\pi}_i, \pi_{-i}} \left[ \sum_{t=h}^H F_i(\tilde{\mathbf{l}}_i(t)) \right] \quad (36)$$

$$= \sum_{t=h}^H \left( F^{\pi_i, -\pi_i}(\mathbf{l}) - F^{\tilde{\pi}_i, -\pi_i}(\tilde{\mathbf{l}}) \right) \quad (\text{Lemma 3}) \quad (37)$$

$$= \phi^{\pi_i, -\pi_i}(s) - \phi^{\tilde{\pi}_i, -\pi_i}(s) \quad (38)$$

Notice that  $s$  is the ground truth state of the environment, therefore involving the expected time  $\mathbf{l}$  to finish remaining jobs.  $\square$



(a) An example of network topology with two groups of 7 servers.

(b) Illustration of the processing states of connection requests. Solid and dashed arrows represent deterministic and non-deterministic procedures respectively.

Figure 5: Simulator implementation details.

**Lemma 15.** *NE for MPG is  $\epsilon$ -approximate NE for  $\epsilon$ -approximate MPG. [46]*

*Proof.* We know NE  $(\pi_i^*, \pi_{-i}^*)$  for MPG,

$$V_i^{\pi_i^*, \pi_{-i}^*}(s) - V_i^{\tilde{\pi}_i, \pi_{-i}^*}(s) = \phi^{\pi_i^*, \pi_{-i}^*}(s) - \phi^{\tilde{\pi}_i, \pi_{-i}^*}(s) \geq 0 \quad (39)$$

the policies can be  $\epsilon$ -approximate NE for another game with a different value function  $\hat{V}$  but the same potential function,

$$\hat{V}_i^{\pi_i^*, \pi_{-i}^*}(s) - \hat{V}_i^{\tilde{\pi}_i, \pi_{-i}^*}(s) \geq \epsilon, \forall i \in [N], \tilde{\pi}_i \in \Pi_i, s \in \mathcal{S} \quad (40)$$

thus,

$$\left| \left( \hat{V}_i^{\pi_i^*, \pi_{-i}^*}(s) - \hat{V}_i^{\tilde{\pi}_i, \pi_{-i}^*}(s) \right) - \left( \phi^{\pi_i^*, \pi_{-i}^*}(s) - \phi^{\tilde{\pi}_i, \pi_{-i}^*}(s) \right) \right| \leq \epsilon \quad (41)$$

which satisfies the definition of  $\epsilon$ -approximate MPG.  $\square$

## C Implementation

### C.1 Simulator

In order to compare the proposed RLB algorithms to the theoretically optimal solution which has perfect observation over the system – which is not achievable in real-world system, we implement an event-driven simulator to simulate the discrete process of network flow arrival and departure in a networked system. The simulator implements the network topology as in Fig. 5a, where each LB is connected to all servers.

Real-world network applications can be CPU-bound or IO-bound [47, 48]. The simulator allows configuring applications that require multi-stage processes switching between CPU/IO queues (Figure 5b). For instance, a connection request for a 2-stage application is first processed in the CPU queue, then in the IO queue, before being sent back to the client.

Two different processing models are used for CPU and IO queues, respectively. A FIFO model is defined for CPU queues, and connections that arrive when no CPU is available will be blocked in a backlog queue until there is an available CPU. Realistic network applications feature blocked processor sharing model [47, 48], in which the instantaneous processing speed for each task  $\hat{v}_j(t)$  at time  $t$  on the  $j$ -th server is:

$$\hat{v}_j(t) = \begin{cases} 1 & |w_j(t)| \leq p_j, \\ \frac{p_j}{\min(\hat{p}_j, |w_j(t)|)} & |w_j(t)| > p_j, \end{cases} \quad (42)$$

where  $|w_j(t)|$  denotes the number of on-going tasks, and  $p_j$  denotes the number of processors on the  $j$ -th server. At any given moment, the maximum number of tasks that can be processed is  $\hat{p}_j$ . Tasks that arrive when  $|w_j(t)| \geq \hat{p}_j$  will be blocked in a wait queue (similar to backlog in e.g. Apache) and will not be processed until there is an available slot in the CPU processing queue. However, this does not happen under the constraints in Eq. (3) as the task arrival rates are always slower than task departure rates (processing speed). The server processing speed therefore is  $v_j(t) = \hat{v}_j(t)|w_j(t)|$ . IO is simulated as a simple processor sharing model, in which the instantaneous processing speed is the inverse of the number of connections in the IO queue. The backlog queue length of each server is configured as 64. Connections that arrive when the backlog queues are full will be rejected, with 40s timeout. Communication latency between 2 nodes is uniformly distributed between 0.1ms and 1ms.



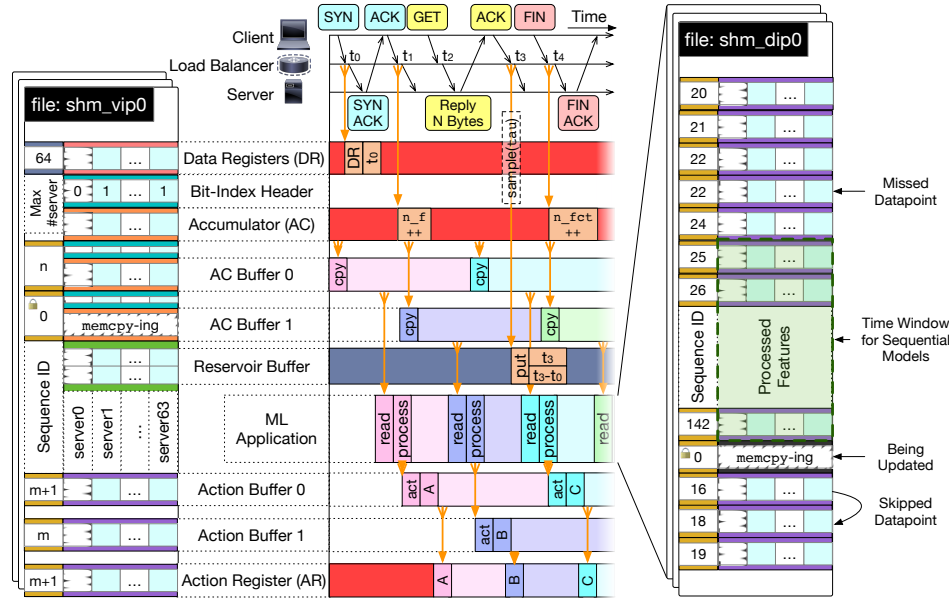




Table 4: Hyperparameters in MARL-based LB.

	Hyperparameter	Simulation	Experiments	
		Moderate-Scale	Moderate-Scale	Large-Scale
Distributed LB	Learning rate	$3 \times 10^{-4}$	$1 \times 10^{-3}$	$1 \times 10^{-3}$
	Batch size	25	25	12
	Hidden dimension	64	64	128
	Hypernet dimension	32	32	64
	Replay buffer size	3000	3000	3000
	Episodes	500	120	200
	Updates per episode	10	10	10
	Step interval	0.5s	0.25s	0.25s
	Target entropy	$- \mathcal{A} $	$- \mathcal{A} $	$- \mathcal{A} $
LB System	TCT Distribution	Exponential	Real-world trace	Real-world trace
	Average TCT	1s	200ms	200ms
	Average transmitted bytes per task	-	12KiB	12KiB
	Traffic rate	20.28tasks/s	[650, 800]tasks/s	2000tasks/s
	Episode duration	60s	60s	60s

Table 5: Four configurations with different application types.

Application Type	Pure CPU	CPU Intensive	Balanced	IO Intensive
Avg. CPU Time (s)	1.	0.75	0.5	0.25
Avg. IO Time (s)	0.	0.25	0.5	0.75

the lowest delay (including the new connection). The Oracle LB is aware of the remaining time of each connection, which is otherwise not observable for network LBs in real-world setups. When receiving a new connection, the Oracle LB algorithm calculates the remaining time to process on each server (assuming the newly received connection is assigned on the server as well) and assigns the server with the lowest remaining time to process to the new-coming connection, to make sure that the makespan is always minimised with the global observation, which is not possible to be achieved in real-world system. The load balancing decisions for the Oracle algorithm are also made immediately for the Oracle LB algorithm.

## D Hyperparameters

MARL-based load balancing methods are trained in both simulator, and moderate- and large-scale testbed setups for various amount of episodes. At the end of each episode, the RL models are trained and updated for 10 iterations. Given the total provisioned computational resource, the traffic rates of network traces for training are carefully selected so that the RL models can learn from sensitive cases where workloads should be carefully placed to avoid overloaded less powerful servers. The set of hyper-parameters are listed in Table 4.

## E Results

### E.1 Inaccurate Server Weights

In real-world systems, not only error-prone configurations, but also different application profiles can lead to inaccurate server weight assignments. Using a similar setup where 2 cluster of 4 servers have the same IO processing speed but 2x different CPU processing speeds, different application profiles are compared to derive the actual server processing capacity differences. A 3-stage application whose queries follow CPU-IO-CPU processing stages is compared with a pure CPU application. Both CPU and IO processing time follow exponential distributions and the aggregated average FCT is 1s. The four different types of network applications are configured as in Table 5. As depicted in Figure 2a, with different provisioned resource ratios for CPU (2x) and IO (1x) queues, to guarantee the optimal workload distribution fairness and make each server have the minimised maximal remaining time to finish among all servers at all time, the weights to be assigned for servers with different provisioned capacities are stochastic and depend on different application profiles. Therefore, it is

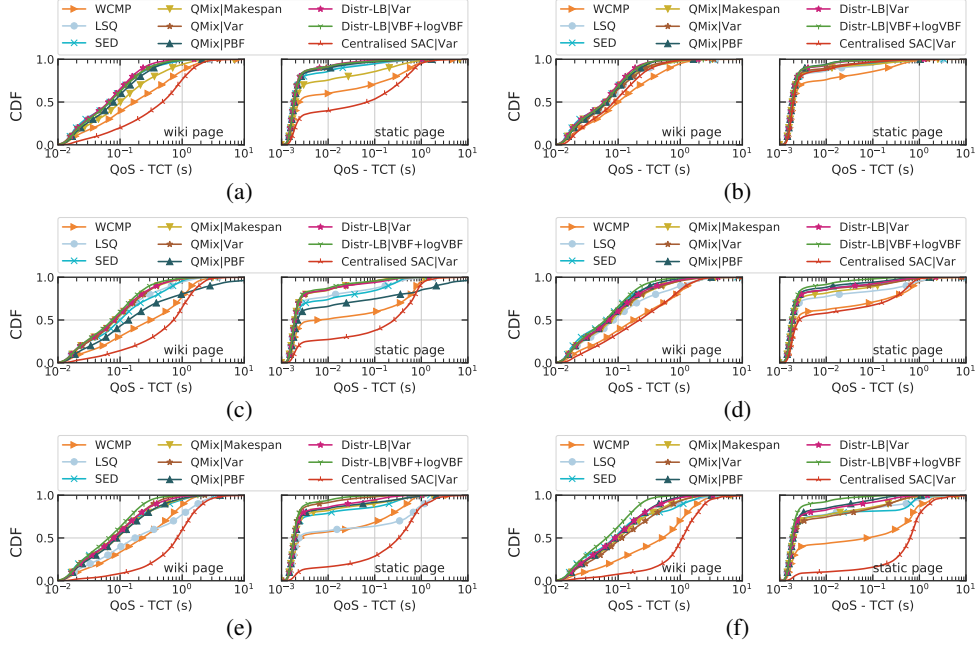


Figure 8: Experimental results with real-world network traces from different period of time during a day, which demonstrates the effectiveness of the proposed distributed RL framework with VBF as rewards.

a sub-optimal solution for existing load balancing algorithms to statically configure server weights based on computational resources.

The setup in the paper for Table 2 is the following. There are 2 LB agents and 8 servers. 4 servers have 1 CPU worker-thread each while the other 4 servers have 2 CPU worker-threads each, to simulate the different server processing capacities. Three types of applications are compared. 100%-CPU application is a single stage application, whose expected time to process is 1s in the CPU queue and 0s in the IO queue. 75%-CPU+25%-IO application is a two stage application, whose expected time to process is 0.75s in the CPU queue and 0.25s in the IO queue, simulating the CPU-intensive applications. 50%-CPU+50%-IO application is a two stage application, whose expected time to process is 0.5s in both the CPU and IO queue. The actual time to process for each task follows an exponential distribution. The traffic rate is normalised to consume on average 84.5% resources.

## E.2 Ablation Results

Besides the experiments conducted in the paper, we further study the following aspects of the application of MARL on real-world network load balancing problems.

### E.2.1 Reward Engineering

To verify the effectiveness of the proposed potential function VBF, we compare it with a set of different reward functions, including makespan (MS), PBF, and coefficient of variation (CV). During our study based on real-world testbed, we found that, when using VBF as the reward, the convergence is fast at the beginning of the training process and the sample variance of average flow duration (as an estimation of the queuing and processing delay) on each server becomes close to zero. However, it does not necessarily mean that the load balancing policy is optimal and the NE is achieved. To capture the small variance which is close-to-zero, we also calculate the logarithm of VBF (logVBF) as reward. And the combination of VBF + logVBF is an empirical design aiming at faster convergence towards the NE policy. The complete comparison results are shown in Table 6, where the proposed distributed MARL framework achieves the best performance for most cases. To provide a complete view of all comparison results besides the one shown in Fig. 4b, we show the CDF of task completion time under all test cases in Fig. 8

Table 6: Complete results for comparison in moderate-scale real-world network setup (DC network and traffic).

Method		Period I (796.315 queries/s)		Period II (687.447 queries/s)		Period III (784.522 queries/s)		Period IV (784.522 queries/s)	
		Wiki	Static	Wiki	Static	Wiki	Static	Wiki	Static
WCMP		0.435 $\pm$ 0.083	0.171 $\pm$ 0.055	0.254 $\pm$ 0.087	0.073 $\pm$ 0.056	0.412 $\pm$ 0.101	0.134 $\pm$ 0.059	0.834 $\pm$ 0.323	0.492 $\pm$ 0.276
LSQ		0.141 $\pm$ 0.073	0.023 $\pm$ 0.030	0.143 $\pm$ 0.040	0.023 $\pm$ 0.011	0.620 $\pm$ 0.442	0.339 $\pm$ 0.316	0.357 $\pm$ 0.373	0.173 $\pm$ 0.299
SED		0.137 $\pm$ 0.076	0.020 $\pm$ 0.023	0.131 $\pm$ 0.067	0.027 $\pm$ 0.035	0.215 $\pm$ 0.210	0.051 $\pm$ 0.081	0.346 $\pm$ 0.496	0.169 $\pm$ 0.330
QMix-LB	MS	0.258 $\pm$ 0.174	0.071 $\pm$ 0.087	0.142 $\pm$ 0.073	0.030 $\pm$ 0.034	0.217 $\pm$ 0.157	0.048 $\pm$ 0.069	0.263 $\pm$ 0.202	0.073 $\pm$ 0.092
	logMS	0.167 $\pm$ 0.031	0.009 $\pm$ 0.004	0.132 $\pm$ 0.034	0.011 $\pm$ 0.008	0.844 $\pm$ 1.376	0.635 $\pm$ 1.249	0.278 $\pm$ 0.130	0.041 $\pm$ 0.038
	VBF	0.128 $\pm$ 0.052	0.014 $\pm$ 0.017	0.132 $\pm$ 0.075	0.016 $\pm$ 0.025	0.141 $\pm$ 0.025	0.008 $\pm$ 0.004	0.286 $\pm$ 0.162	0.068 $\pm$ 0.066
	logVBF	<b>0.106 <math>\pm</math> 0.011</b>	0.007 $\pm$ 0.001	0.109 $\pm$ 0.032	0.011 $\pm$ 0.009	0.171 $\pm$ 0.043	0.022 $\pm$ 0.013	0.223 $\pm$ 0.045	0.026 $\pm$ 0.017
	VBF+logVBF	0.112 $\pm$ 0.005	<b>0.005 <math>\pm</math> 0.002</b>	0.101 $\pm$ 0.010	0.005 $\pm$ 0.001	0.187 $\pm$ 0.090	0.024 $\pm$ 0.029	0.201 $\pm$ 0.080	0.021 $\pm$ 0.020
	PBF	0.142 $\pm$ 0.035	0.012 $\pm$ 0.006	0.099 $\pm$ 0.011	<b>0.004 <math>\pm</math> 0.001</b>	0.211 $\pm$ 0.153	0.047 $\pm$ 0.078	0.181 $\pm$ 0.042	0.018 $\pm$ 0.009
Distr-LB	CV	0.407 $\pm$ 0.505	0.201 $\pm$ 0.340	0.113 $\pm$ 0.036	0.009 $\pm$ 0.008	0.203 $\pm$ 0.089	0.039 $\pm$ 0.037	0.219 $\pm$ 0.072	0.031 $\pm$ 0.017
	VBF	<b>0.106 <math>\pm</math> 0.013</b>	0.007 $\pm$ 0.002	<b>0.090 <math>\pm</math> 0.016</b>	0.007 $\pm$ 0.005	0.159 $\pm$ 0.054	0.017 $\pm$ 0.009	0.196 $\pm$ 0.091	0.032 $\pm$ 0.033
	logVBF	0.139 $\pm$ 0.021	0.011 $\pm$ 0.004	0.129 $\pm$ 0.032	0.012 $\pm$ 0.011	0.250 $\pm$ 0.156	0.057 $\pm$ 0.077	0.226 $\pm$ 0.059	0.038 $\pm$ 0.019
	VBF+logVBF	0.126 $\pm$ 0.038	0.009 $\pm$ 0.006	0.094 $\pm$ 0.023	0.006 $\pm$ 0.006	<b>0.108 <math>\pm</math> 0.022</b>	<b>0.004 <math>\pm</math> 0.001</b>	<b>0.104 <math>\pm</math> 0.013</b>	<b>0.006 <math>\pm</math> 0.003</b>
Centr-LB	CV	0.150 $\pm$ 0.040	0.011 $\pm$ 0.009	0.149 $\pm$ 0.060	0.026 $\pm$ 0.025	0.301 $\pm$ 0.146	0.066 $\pm$ 0.072	0.267 $\pm$ 0.156	0.051 $\pm$ 0.052
	VBF	0.690 $\pm$ 0.211	0.284 $\pm$ 0.181	0.152 $\pm$ 0.041	0.016 $\pm$ 0.011	1.068 $\pm$ 0.386	0.570 $\pm$ 0.378	1.378 $\pm$ 0.377	0.867 $\pm$ 0.350
	logVBF	0.676 $\pm$ 0.231	0.265 $\pm$ 0.151	0.160 $\pm$ 0.023	0.013 $\pm$ 0.005	0.938 $\pm$ 0.200	0.446 $\pm$ 0.179	0.972 $\pm$ 0.288	0.495 $\pm$ 0.268
		0.520 $\pm$ 0.034	0.167 $\pm$ 0.017	0.192 $\pm$ 0.040	0.019 $\pm$ 0.014	0.759 $\pm$ 0.254	0.306 $\pm$ 0.222	1.013 $\pm$ 0.168	0.520 $\pm$ 0.167

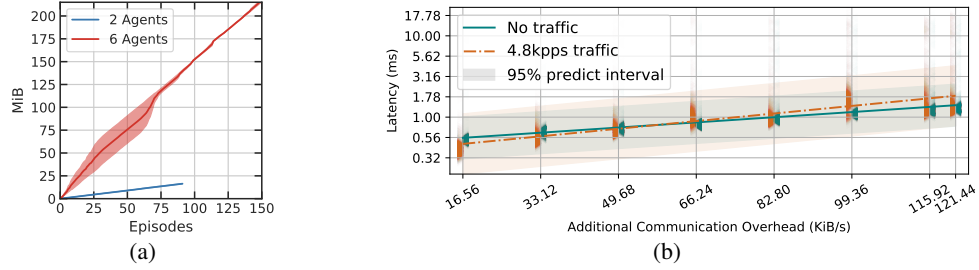


Figure 9: Communication overhead for CTDE (a) grows linearly during training and (b) can have negative effects on the packet transmission latency of the whole networking system.

## E.2.2 Communication Overhead of CTDE and Centralised RL

This section studies the communication overhead of CTDE RL scheme and its impact on real-world distributed systems. As depicted in Fig. 9a, CTDE RL scheme requires agents to communicate and share their trajectories, which include the observed states and actions. This leads to linearly increasing replay buffer size with the growth of number of episodes. The replay buffer size also grows with the number of agents which makes CTDE RL scheme not a scalable mechanism. Transmitting and synchronising replay buffer among agents incur additional communication overhead in the networking system, reducing the throughput for data transmission channel thus decreasing the QoS. Using the same network topology as the moderate-scale real-world testbed, when a single controller VM periodically transmit different amount of bytes via TCP sockets towards the agents, the latency overhead increases with the number of servers, which diminishes the QoS, as depicted in Fig. 9b.

## E.2.3 MARL Robustness

This section studies the robustness of the proposed distributed RL-based LB framework to react to dynamic changes in server processing speeds, *e.g.* when server VMs are migrated to a new physical architecture. Using the same moderate-scale real-world testbed with 2 LB agents, additional CPU-bound workloads are applied on the 4-CPU server group starting from 25s. As depicted in Fig. 10a, under heavy Wikipedia traffic, MARL-based LB agents adapt server weights over time and achieves

Table 7: Comparison of QoS (mean and 95th-percentile task completion time in s) when server processing capacity changes over time.

		Wiki		Static	
		Mean	95th-percentile	Mean	95th-percentile
SED		0.340 $\pm$ 0.268	1.225 $\pm$ 0.812	0.130 $\pm$ 0.206	0.519 $\pm$ 0.571
LSQ		0.453 $\pm$ 0.178	1.958 $\pm$ 0.827	0.202 $\pm$ 0.130	0.975 $\pm$ 0.617
WCMP		1.792 $\pm$ 0.393	7.534 $\pm$ 1.817	1.512 $\pm$ 0.385	6.571 $\pm$ 1.996
QMix-LB	MS	0.373 $\pm$ 0.177	1.621 $\pm$ 0.830	0.144 $\pm$ 0.112	0.663 $\pm$ 0.523
	PBF	0.368 $\pm$ 0.375	1.529 $\pm$ 1.581	0.159 $\pm$ 0.338	0.733 $\pm$ 1.437
	VBF	0.282 $\pm$ 0.166	1.186 $\pm$ 0.799	0.081 $\pm$ 0.104	0.395 $\pm$ 0.518
	VBF+logVBF	0.533 $\pm$ 0.179	2.525 $\pm$ 0.913	0.266 $\pm$ 0.129	1.409 $\pm$ 0.680
Distr-LB	VBF	0.262 $\pm$ 0.100	1.086 $\pm$ 0.454	0.057 $\pm$ 0.044	0.305 $\pm$ 0.234
	VBF+logVBF	<b>0.221 <math>\pm</math> 0.112</b>	<b>0.895 <math>\pm</math> 0.530</b>	<b>0.039 <math>\pm</math> 0.057</b>	<b>0.197 <math>\pm</math> 0.284</b>

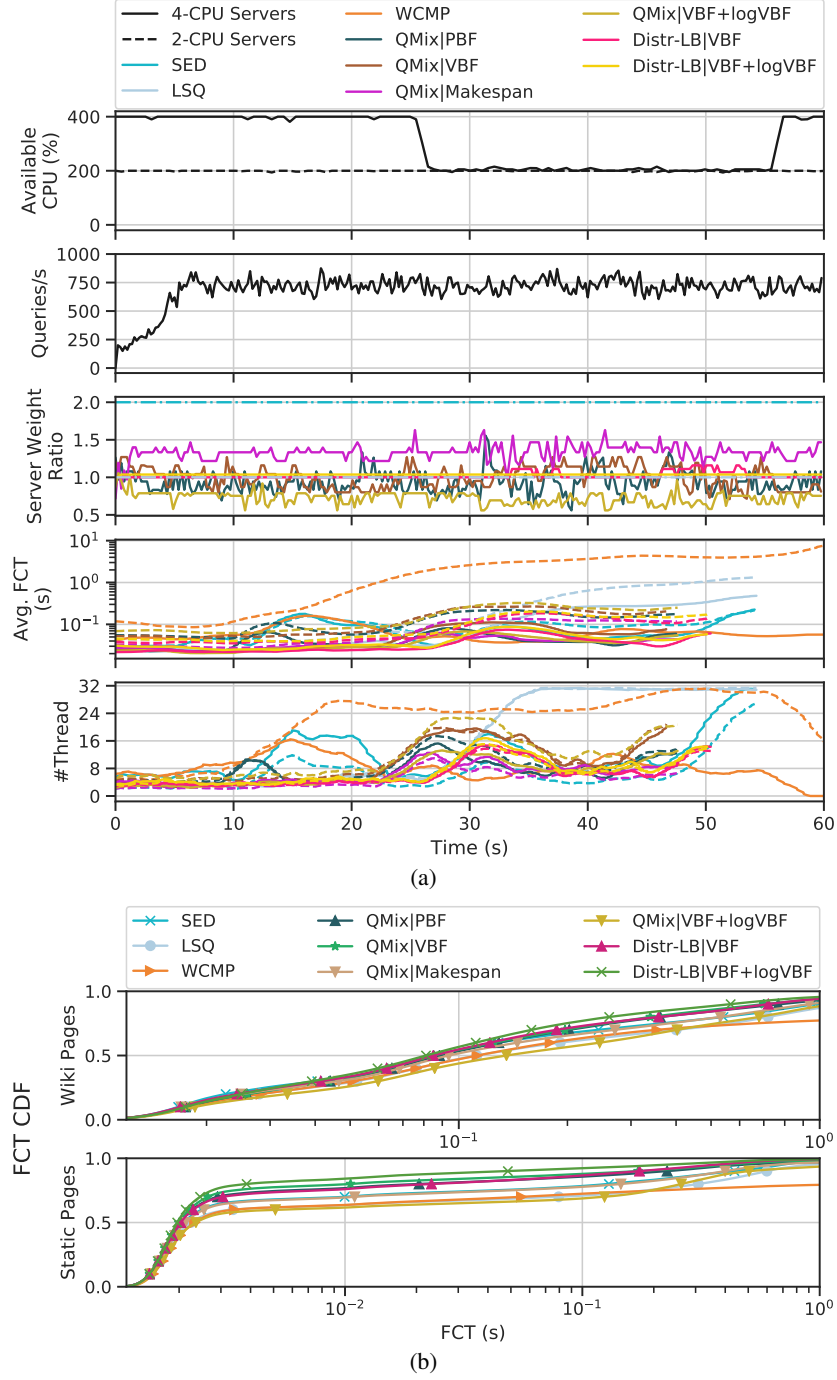


Figure 10: Communication overhead for CTDE (a) grows linearly during training and (b) can have negative effects on the packet transmission latency of the whole networking system.

better performance than heuristic LB algorithms – finishing the same amount of workloads faster, maintaining lower amount of active number of threads, even when server processing capacity is reduced. As depicted in Fig. 10b, over multiple runs (10 runs for each LB algorithm), RL-based LB algorithms effectively achieves lower task completion time in dynamic environments. They help avoid human intervention and make the LB agents autonomously adapt to the changes in the system. Table 7 lists the performance of all LB algorithms in terms of the QoS (measured as the average and 95th-percentile task completion time).