

# Stopping Silent Sneaks: Defending against Malicious Mixes with Topological Engineering

**Abstract**—Mixnets are a fundamental type of anonymous communication system and recent academic research has made progress in designing Mixnets that are scalable, have sustainable communication/computation overhead, and/or provable security. We focus our work on stratified Mixnets, a popular design with real-world adoption. The security of many designs rely on the *anytrust* assumption where at least one server in the user’s path must be honest. We identify the critical role Mixnet topological configuration algorithms play for user anonymity, and propose *Bow-Tie*, a performant topological engineering design for Mixnets that further ensures the *anytrust* assumption holds realized by introducing guard mixes. To draw actionable conclusions, we perform an analysis of the best realistic and resource-bounded adversarial strategies against each of the studied algorithms, and evaluate security metrics against each best adversarial strategy. Moreover, we highlight the need for a temporal security analysis and develop *routesim*, a simulator to evaluate the effect of temporal dynamics and user behaviors over the Mixnet. The resulting security notions are complementary to the state-of-the-art entropic definitions. The simulator is designed to help Mixnets developers in assessing the devil in the details resulting from design decisions. Ultimately, our results suggest strong potential improvements to current designs and guidance for shaping Mix networks.

## I. INTRODUCTION

Since the NSA mass surveillance disclosure by Snowden, we observe a greater focus on privacy to mitigate such a threat and improve communication protocols on the Internet [25]. End-to-End Encryption (E2EE) to protect message confidentiality is gaining mainstream popularity, but users are still susceptible to *meta-data* leaks that allow adversaries to link communication parties together. Tor, the most popular low-latency anonymity network with  $\approx 8$  million daily users [41], protects user metadata privacy by routing their traffic through a network of outsourced relays, such that a local eavesdropper cannot link the input and the corresponding recipient, assuming the eavesdropper does not hold a position covering both ends of a Tor circuit. Indeed, given Tor’s limited security guarantees against a global adversary and traffic analysis attacks [33], [45], [53], there is a resurgent interest in mix networks (Mixnets) [7], by which many recent systems with stronger security guarantees as well as improved scalability have been proposed in both academia [6], [34], [36], [37], [49], [65], [67] and industry [17].

The security of many known designs, such as Vu-

vuzela [67], Karaoke [37], Loopix [49], and Nym [16] rely on the *anytrust* assumption where at least one server in the user’s path must be honest. In most Mixnet literature, the security analysis often considers active attacks like traffic analysis attack [1], (n-1) attack [57], and Denial-of-Service (DoS) attack [4]. However, taken for granted are practical deployment issues such as *network configuration and routing*, *network churn*, and *risk for real-world usage patterns*. In this paper, we show that by including these practical concerns we can further ensure that the *anytrust* assumption holds while accounting for performance.

In order to distribute trust and provision network resources, anonymity networks often draw from third-parties, such as volunteers or for-profit participants, on which the network applies light (e.g., Tor’s path selection IP restrictions) or no restrictions at all. In this paper we also investigate not using the entire pool of available relays. This is relevant for scenarios where the number of users or quantity of traffic is low and distributing across all available Mixnodes would have a detrimental effect on security and performance.

We present the first thorough analysis of continuous-time stratified Mixnets, and the implications on the security of typical users against realistic resource-bounded strategic adversaries in the network. Our *snapshot* analysis of the state-of-the-art academic and industrial Mixnet approaches shows that an adversary that controls 30% of the resources may on average deanonymize 42.9% of all traffic by merely observing and logging. Our *temporal* analysis, where we model an adversary cumulatively deanonymizing users over time, yields even more dramatic numbers: we observe that close to 100% users are expected to use a fully malicious route in about one week of email activity<sup>1</sup> over the Mixnet.

Overall, the adversary is able to deanonymize a significant portion of network traffic running a realistic amount of bandwidth and quantity of nodes. This implies that the *anytrust* assumption is not easy to hold in real Mixnet deployments.

We investigate how to limit the adversary’s power of deanonymizing traffic via fully malicious paths from two aspects—i) topological construction and ii) message routing. We propose *Bow-Tie*, an efficient design that defines approaches to Mixnet configuration and routing. We identify the tradeoff between security and performance for *Mixnet configuration* algorithms and we believe *Bow-Tie* finds an effective balance between mitigating the adversarial advantage and offering low message queuing latency. Furthermore, we introduce *guard mixes*, inspired by guard relays in the Tor network, to mitigate the over-time client exposure. Our results

<sup>1</sup>Modelled using real-world user behavioural data.

show that Bow-Tie provides a practical solution of accommodating guard design to stratified topology configuration and facilitates network churn in a reasonably realistic setting.

**Contributions.** Our paper makes the following main contributions:

- 1) We propose Bow-Tie, a novel practical and efficient Mixnet design that defines how to limit the security impact of malicious mixes with careful topological constructions and path routing constraints realized with our Guard Design.
- 2) We present an empirical security analysis of the stratified Mixnet against reasonably realistic adversaries from the metrics of i) fully-compromised traffic fraction and ii) time-to-first compromise.
- 3) We develop the `routesim` simulator, a tool that can calculate a user’s expected deanonymization probability over time, given a configured network topology and communication patterns. `routesim` may be used to shed light on the security impact of various design choices, in Bow-tie and other designs as well.

## II. BACKGROUND

Mixnets are a fundamental type of anonymous communication system, composed of a set of Mixnodes that provide sender and sender-recipient anonymity by reordering messages in addition to transforming them cryptographically, enabling message untraceability.

Unfortunately, early Mixnets have practical disadvantages such as high latency, poor scalability, and high-performance overhead that hinder their real-world deployments. Recent academic research [6], [34], [37], [49], [49], [65], [67] has made progress in designing Mixnets for anonymous communications with developed scalability and sustainable communication/computation overhead, or provable security. These developments have found their way into the industry, with the foundation of a startup company—Nym [17], whose goal is to create a sustainable anonymous communication network based on the Loopix continuous-time mix design [49] through monetary incentive schemes.

**Network topology.** Mixnets can be arranged in many topologies. Mesh, cascade, and stratified are some of the most common. In this paper, we focus on the stratified topology [11] due to the evidence that it is both as, or more, secure and performant as the other two [18], [21]. In a stratified topology, the network is constructed from several ‘layers’. Each Mixnode is placed in a single layer. Generally, layers are equally sized, although this is not a strict requirement. Let  $n$ , a parameter targeting the number of layers in the network, selected by the designer or the operator of the Mixnet. The layers are connected such that all Mixnodes in layer  $i$  can only forward messages to Mixnodes in layer  $i + 1$ . At the last layer,  $n$ , the messages are delivered to their intended destination (or wherever the user’s inbox is hosted).

**Mixnode allocation.** While most designs assume that all available Mixnodes are used in the network, this is not a strict requirement. Good reasons could leave some relays unused, due to an overprovision of capacity and its impact on the Mixnet’s mixing quality. The Nym network is a real-world

example where not all available Mixnodes are used to ensure good mixin.

**Path selection/routing.** Messages are forwarded through a Mixnet by going through a Mixnode in each layer. This multi-hop path through the network provides the sender and sender-recipient anonymity property. It is therefore critical that the route through the network is not biased or otherwise manipulated by an adversary. Most Mixnet designs route messages by ‘bandwidth weight’. This means that the probability of selecting a Mixnode in layer  $i + 1$ , is proportional to the proportion of its bandwidth to the sum of all Mixnodes bandwidths in that layer. An alternative is to route packets randomly, which means that a packet traverses the layers without taking into account the bandwidth of the mixes.

**Continuous-time mixing.** Various mixing strategies have been proposed in the literature. Timed, threshold, pool, and continuous-time are the main types. We focus on continuous-time mixing in this paper since it has emerged as a good trade-off between security and performance. In continuous-time mixing, each message is independently delayed at each mix on its path. This delay is selected by the sender of the message. To offer some level of security against timing attacks, the delay is drawn from an exponential distribution because of its memory-less property. Indeed, Loopix, and by extension Nym, use this mixing strategy, providing real-world relevance.

**Full path compromise.** An adversary may compromise the anonymity of a message, i.e., discover the sender and recipient, whenever that message traverses a path composed entirely of Mixnodes controlled by the adversary. To measure the likelihood of this occurrence, we count the number of possible fully compromised paths through the network in proportion to the total number of paths through the network. This passive attack is impossible to detect and not possible to know when and if a message has been fully compromised. Active attacks can improve upon this, however, they are also more detectable and hence riskier for the adversary to mount. In this paper we focus our attention to passive fully compromise as a relative measure of the designs we will consider.

**Anytrust assumption.** Many of these systems, Loopix included, rely on the anytrust assumption: as long as there is one honest Mixnode in a path, then the user’s message cannot be fully compromised. However, this assumption is not always guaranteed to hold in reality, especially for continuous-time mix designs. This is simply because the adversary’s success is directly proportional to the (strategic) allocation of resources (in terms of bandwidth and/or Mixnodes) to maximize the number of fully comprised paths through the network.

## III. MODELLING

In this section, we model Mixnet construction and usage as a three-stages pipeline: 1) Mixnode sampling, 2) Mixnode placement, and 3) path selection (as shown in Figure 1). By considering the entire pipeline, we capture the oft-overlooked aspects and impacts of the first two stages on the final path selection stage. We also define the adversary model our system addresses.

We assume that the first two stages of the pipeline are operated by a trusted party, such as the operator of the Mixnet,

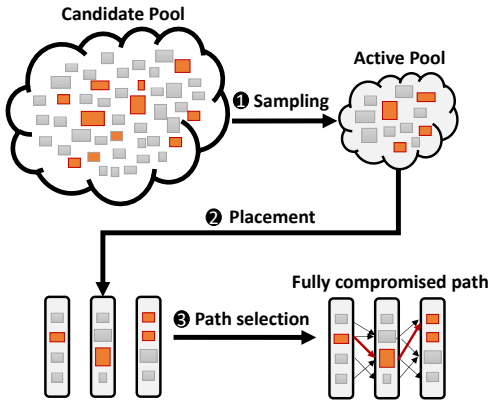


Figure 1: Three-steps pipeline when configuring and using a stratified Mixnet. First, a subset of Mixnodes is chosen from the candidate pool to create the active pool. Lastly, Mixnodes from the active pool are placed into different layers of the network. Bandwidth heterogeneity is indicated by the size of the rectangles while orange ones represent malicious Mixnodes. Red arrows indicate a fully compromised path.

or a delegate. The system is amenable to a distributed trust setting, as is the case with directory authorities in Tor, however concrete details are out of scope for this paper.

#### A. A Generic Stratified Mixnet System Model

Real-world Mixnets are not static systems: they need to adapt to network and node churn and scale to demand. To incorporate this in the system model, we discretize time into periodic epochs, where the network can be reconfigured and clients updated with the latest topology. Furthermore, to reflect real-world resource availability<sup>2</sup>, Mixnode bandwidths are heterogeneous and the Mixnet is tunable in order to adjust the network size proportional to the volume of incoming traffic.

1) *Mixnode sampling*: Before each epoch, a *candidate pool* of all available mixes is created. The total available bandwidth of this pool,  $P_{bw}$ , is the sum of the bandwidths of all mix relays.

First, relays are sampled from this candidate pool to populate the *active pool*. Most of the sampled mixes will be used in the next epoch of the network. This active pool is a predetermined fraction,  $h$ , of  $P_{bw}$ . Our sampling criteria depend on relay attributes that we consider useful and relevant for the performance and security of the resulting Mixnet. In this paper, we focus on bandwidth since it is well established in the literature and in real-world deployments [63]. However, other attributes can also be used [30]–[32], in conjunction with or as replacements.

2) *Mixnode placement*: Second, the nodes from the active pool are each assigned, randomly or using a specific placement algorithm (details in Section IV-C), to a layer in the network ( $N$  layers for a path length of size  $N$  as determined by the Mixnet designer or operator).

3) *Path selection*: Once placement has occurred, the Mixnet is ready for use. For each of their messages, clients independently select a relay from each layer in the network to create a path to the destination. We consider two types of path selection strategies: (1) Bandwidth-weighted path selection (Bw-PS), in which Mixnodes are selected from each layer with a probability proportional to their bandwidth, and (2) Random path selection (Rd-PS), in which the Mixnodes are selected from each layer with uniform probability.

#### B. Adversary Model

We consider the adversary who can observe all internal states of controlled mixes and has global visibility of all network traffic but does not drop, inject or delay traffic on any network links. We do not consider malicious clients in our system.

**Adversary Resources.** At an abstract level, we assume the adversary has a certain fixed amount of network resources at their disposal. This could be in the form of bandwidth, relays, financial assets, or some other scarce resource like reputation. To be concrete, we consider the adversary to control a fixed amount of bandwidth and they are free to allocate this bandwidth to a number of malicious Mixnodes of their choosing. It is possible to swap bandwidth with the other resources, e.g. reputation, since their function is basically the same; limiting the adversary’s ability to control paths.

Our adversary is in a position to run nodes potentially within each layer of the Mix network. An adversary may take advantage of the network configuration or path selection algorithms to influence a network distribution that maximizes their presence on user paths. We allow the adversary to strategically increase or reallocate the network resources in her control, or compromise, while the network is in operation.

**Adversary Goals.** Much prior analysis of Mixnet security has been against attacks like traffic analysis attack, (n-1) attack, and DoS attack. It is likely, however, that a real adversary will be more subtle and discrete. For example, an adversary may wish to compromise as many users as possible undetected by merely observing and logging fully compromised paths. If all of the nodes on a user’s path belong to the adversary, we say that the adversary has successfully deanonymized the user.

### IV. BOW-TIE DESIGN

We now describe the design of Bow-Tie and its novel features. Bow-Tie introduces 1) the concept of a *Guard Layer* to mix networking—with motivation in Section IV-B—and 2) a binpacking-based mechanism for optimal mix placement.

#### A. Overview

For each epoch, a trusted *Configuration Server* (CS) periodically re-configures the Bow-Tie Mixnet. While Bow-Tie is amenable to any number of layers, we will discuss a 3-layer network as it provides a good trade-off between security and performance [28].

As described in more detail below, Bow-Tie constructs the Mixnet in two-passes: first, it populates the guard layer by executing the sampling and placement stages of the pipeline. Second, it populates the remaining layers together by executing

<sup>2</sup>as evidenced from existing deployed systems

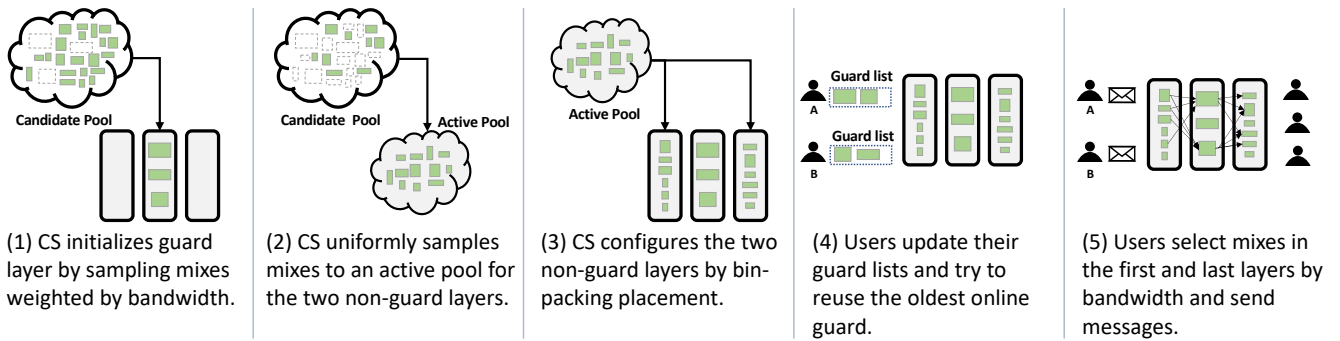


Figure 2: High-level overview of Bow-Tie for Mixnet configuration and message routing. Green rectangles indicate that malicious mixes are indistinguishable.

the first two stages of the pipeline again with the remaining Mixnodes. The first pass uses a different sample and placement algorithm than the second. Both are described below.

**Pass 1: Configuring the Guard Layer.** For the first epoch, the CS populates the guard layer by sampling Mixnodes weighted by their bandwidth. For subsequent epochs, the CS maintains the guard layer by keeping as many old and stable guard nodes in the guard layer as possible ((1) in Figure 2). As we will describe below, keeping the guard layer stable reduces client exposure to malicious Mixnodes.

**Pass 2: Configuring the non-Guard Layers.** At each epoch, the two remaining layers are reconfigured by the CS by uniformly sampling a set number of Mixnodes from the candidate pool and placing them in a layer at random ((2-3) in Figure 2).

**Path Selection and Local Guard State.** When a user first uses the Mixnet they sample a defined number of Mixnodes, proportional to their bandwidth, belonging to the guard layer and adds these to their guard list. The user’s guard list will grow over time. To limit its growth and reduce the user’s exposure to malicious Mixnodes in the guard layer, the user’s client only adds a new guard if all existing guards in the list are offline. Whenever a new path is required, the client tries to reuse guards from oldest to freshest ((4) in Figure 2). Once an online guard is found in the list, the user will select Mixnodes in the first and last layers weighted by bandwidth and send the message within this fresh route ((5) in Figure 2).

### B. Guard Design in Mixnets

A fundamental issue in anonymous communication systems (both Mixnets and low-latency systems like Tor) is that users will fall victim to full path compromise the more (or longer) they use the system. Eventually, all users will have at least one of their messages traverse a fully compromised path (see Section VI). Tor defends against this issue with its *Guard Design* that has undergone several refinements since its initial proposal [40], [69]. The last iteration was designed and implemented by Rochet and Johnson [51], [54]. Fundamentally, the last version tries to 1) Ensure quality of service, and 2) Limit the size of the set of guards the client is exposed to. To reap the same benefits, and supported by empirical evidence (in Section VI), Bow-Tie introduces a guard design for Mixnets. Unlike Tor, where guards must be placed

in the first layer, in Mixnets we have more freedom to choose in which layer to place guards. For a client building routes of length  $L$  within a Mixnet, there is a Performance-Security trade-off in choosing either the first node as the guard (more performance) versus choosing one of the middle positions (more secure in specific settings). Bow-Tie adopts guards in the middle position. Appendix A covers a discussion shedding light on the subtleties.

**Accommodating Network Churn.** Network churn is a typical and natural phenomenon in volunteer-resourced networks. One of its effects is to increase the clients’ exposure to potentially malicious guards [23]. Similar to Tor, the client is required to prefer using an older guard—until they go offline—before touching a new guard. Thus, the more unstable the guards are, the more guards a client will touch, which implies a higher risk of choosing a malicious guard. Therefore, putting the most stable Mixnodes into the guard layer ensures that the guard list of each client grows at a slower pace.

To track the stability of each Mixnode, we use the metrics Weighted Mean Time Between Failure (WMTBF) as also used by Tor [63]. Briefly, online/offline states are represented by  $1/-1$  respectively in a discretized time interval. The weights of these values are adjusted in proportion to their age from the current epoch. The weights of past epochs reduce such that measurements over a chosen  $n$  epochs value do not significantly influence the WMTBF result.

### C. Detailed Mixnet Layer Configuration

We now describe how the guard and non-guard layers of Bow-Tie are created and maintained.

**Configuring the Guard Layer.** Configuring the guard layer has three requirements: 1) limit the adversary’s ability to enter it, and 2) maintain overall network performance, and 3) mitigate the effects of network churn. To ensure these, we sample a slightly larger-than-required total guard bandwidth from the candidate pool and form the guard set  $G$ . After updating each mix’s online status, the CS forms the guard layer, selecting nodes from  $G$  to form the *Active Guard (AG)* set. The remaining guards of  $G$  compose the *Backup Guard (BG)* set, and the *Down Guard (DG)* set for any offline guard. The CS will maintain  $AG$  within an appropriate size and bandwidth, preferring returning guards that were offline and picking from the Backup set instead of sampling new ones from the

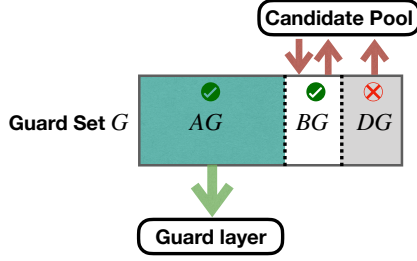


Figure 3: Guard Set composition and interactions.

candidate pool. Finally, the CS may evict unstable guards, and if the  $G$  bandwidth falls below the larger-than-required total guard bandwidth threshold, the CS introduces fresh guards from the candidate pool, as detailed in Algorithm 1.

In practice, careful consideration should be put on monitoring and detecting instability due to Denial-of-Service attacks before introducing new guards. Denial-of-Services could be attempts from the adversary to game the CS and get more nodes in. If the network is under Denial of Service, the CS should refrain from introducing new nodes.

**Guard Layer and Sets Initialization.** The CS initializes the guard layer for the first epoch by sampling a total of  $\frac{1}{3}h \times P_{bw}$  from the candidate pool, with  $P_{bw}$  the bandwidth of the candidate pool, and  $h$  the sampling fraction. These Mixnodes are placed in  $AG$ . The CS then samples an additional tolerance fraction  $\tau$  from the candidate pool<sup>3</sup> to accommodate for network churn. These Mixnodes are placed in  $BG$ .  $DG$  is empty at this stage.

**Guard Sets Maintenance.** For subsequent epochs  $i, i+1, \dots$ , the CS checks online/offline status of all guards and updates their stability information. Offline nodes within  $AG$  and  $BG$  are moved to  $DG$ , and the CS will check if the quantity of remaining online guards' bandwidth meets the minimum threshold. By introducing new guard nodes or dropping unstable ones, the CS maintains the whole guard set with high stability and sufficient capacity (Figure 3). Once the  $G$  set is updated, the new  $AG$  set is generated by inheriting online guards from the old  $AG$  and guards back online from the previous epoch's  $DG$  set. To minimize the number of guards users are exposed to, the CS records the number of epochs of active operation,  $t_{AG}$ , for all Mixnodes in  $G$ , and selects the most stable ones based on their WMTBF value. If  $AG$  still does not meet the minimum bandwidth threshold, the CS samples some nodes from  $BG$  by bandwidth and stability to place in the  $AG$ .

**Configuring Non-Guard Layers.** For the remaining two layers, the CS samples from the candidate pool  $2/3$  of the projected total active network bandwidth with uniform probability. Then the CS adopts a Bin Packing approach to place Mixnodes into layers, constraining each layer to have a similar amount of bandwidth as  $L_g$ , as detailed in Algorithm 2.

**Binpacking Placement.** We model the placement problem into a bin packing problem: let  $m$  items (Mixnodes), each

<sup>3</sup>The value of  $\tau$  is related to the churn rate. In this paper, we set  $\tau = \text{churn rate}$ .

#### Algorithm 1: Configuring Guard Layer

**Input:** candidate mix pool  $P$  with  $P_{bw}$  bandwidth; sampling fraction  $h$ ; tolerance fraction  $\tau$ .  
**Output:** configured guard layer  $L_g$  for upcoming epoch  $i$ ; updated guard set  $G$ .

```

1 if first call then // Initialize the guard layer
2   Sample  $\frac{h}{3} * P_{bw}$  nodes from  $P$ , weighted by bandwidth,
   as a set  $AG$ 
3   Sample  $\tau * \frac{h}{3} * P_{bw}$  nodes from  $P - AG$ , weighted by
   bandwidth, as a set  $BG$ 
4    $G \leftarrow AG \cup BG$  // Give nodes in  $AG$  and  $BG$ 
   a common label  $G$ 
5   Place all  $AG$  nodes into guard layer  $L_g$ 
6   foreach  $ag$  in  $AG$  do
7      $t_{AG} \leftarrow 1$  // Track working time as a
     guard
8   return  $L_g, G$ 

9 else // Maintain the guard layer
10  Update Mixnodes on/off status
11  Update Mixnodes stability metric (WMTBF)
12   $G, DG \leftarrow \text{MaintainGuardSet}(G)$ 
13  foreach  $g$  in  $G - DG$  do
14    if  $t_{AG} > 0$  then // Inherit old online  $ag$ 
15    |
16    | Move node  $g$  to  $AG$ 
17   $BG \leftarrow G - DG - AG$ 
18   $\delta \leftarrow \text{TotalBw}(AG) - \text{lower bound of } L_g$ 
19  if  $\delta < 0$  then // Insufficient  $ag$ 
20    |  $AG += \text{BSSample}(BG, |\delta|)$  // Add  $|\delta|$ 
21    | nodes from  $BG$ 
22  Place all  $AG$  nodes into guard layer  $L_g$ 
23  foreach  $ag$  in  $AG$  do
24    | update  $t_{AG}$  // Track working time as a
25    | guard
26  return  $L_g, G$ 

27 Function  $\text{MaintainGuardSet}(G)$ :
28   Gather offline nodes in  $G$  to a subset  $DG$ 
29    $\delta_l \leftarrow \text{TotalBw}(G - DG) - \text{lower bound of } L_g$ 
30    $\delta_h \leftarrow \text{TotalBw}(G - DG) - \text{upper bound of } L_g$ 
31   if  $\delta_l < 0$  then // Too few online guards.
32     |  $G += \text{BSSample}(P - G,$ 
33     |  $\min\{|\delta_l|, \text{TotalBw}(P - G)\})$ 
34   else if  $\delta_h > 0$  then // Too many online guards
35     |  $S \leftarrow \{g \text{ with } t_{AG} = 0\}$ 
36     |  $G = \text{IBSSample}(S,$ 
37     |  $\min\{|\delta_h|, \text{TotalBw}(S)\})$ 
38   return  $G, DG$ 

39 Function  $\text{BSSample}(T, k)$ :
40   Normalize WMTBF to 0 – 1 scale for nodes in  $T$ 
41   Sort all nodes by  $bw \times \text{WMTBF}$  in descending order
42    $S \leftarrow$  Mixnodes that add up to
43    $\min\{k, \text{TotalBw}(T)\}$  bandwidth in order
44    $T = S$ 
45   return  $S$ 

46 Note: function  $\text{IBSSample}()$  is the same as
     $\text{BSSample}()$  except sorting all nodes in an inverse order.

```

having a weight (bandwidth)  $b_i, i \in 1, \dots, m$ , and a number  $l$  of identical bins (layers) of unlimited capacity. Then the objective is to pack all items into bins so that the total weight



---

**Algorithm 2:** Configuring Non-guard Layers

---

**Input:** candidate mix pool excludes guard nodes  
 $P' = P - G$ ; sampling fraction  $h$ .  
**Output:** Configured two layers  $L_l, L_r$  for upcoming epoch  $i$ .

```
1  $L_l, L_r \leftarrow \emptyset$ 
2  $P_{Active} \leftarrow \text{sample } \frac{2}{3}h * P_{bw}$  Mixnodes uniformly from  $P'$ 
3  $n \leftarrow |P_{Active}|$  // Binpacking placement starts
4  $W \leftarrow \emptyset$ 
5 for  $j \leftarrow 0$  to  $n$  do // prepare weights for ILP
6    $W \leftarrow W \cup b_j$ 
7  $c \leftarrow (\frac{h}{3} + \epsilon) * P_{bw}$  // expected capacity for each
  layer
8  $l \leftarrow 2$  // number of projected layers
9  $L_l, L_r \leftarrow ILP(W, l, c)$ 
10 return  $L_l, L_r$ 
```

---

of each bin is approximately equal, i.e., the difference between the weights of the bins is minimal. Specifically, we convert to the *one-dimensional bin packing problem (1BPP)* [55], where the objective is to pack all items into a minimum number of bins while the total size of any bin is not larger than the given capacity  $c$ . Thus the capacity is set to be slightly larger ( $\epsilon$  in Algorithm 2) than the projected bandwidth for each layer as it is difficult to aggregate several indivisible entities to a precise cumulated bandwidth value. We show in Section V-D1 and Section V-E that the Mixnet with an even amount of bandwidth in each layer limits, in the worst case, the adversary's ability to compromise traffic and allows higher network throughput as well.

## V. STATIC TOPOLOGICAL ANALYSIS

In this section, we empirically evaluate our Mixnet construction algorithm on a statistically significant number of generated topologies, and compare Bow-Tie to three *reference* construction methods: *BwRand*, *RandRand*, *RandBP*, described below. We evaluate the best adversarial strategy against each of the construction methods and compare them under their respectively strongest adversary. Security notions in this section are defined assuming a fixed point (snapshot) in time, i.e., these security notions are *static*. The next section considers temporal dynamic aspects.

*BwRand*<sup>4</sup>: the CS samples Mixnodes from the active pool with the probability proportional to their bandwidth and places these Mixnodes into random layers with uniform probability.

*RandRand*: CS samples the active pool uniformly at random and places the Mixnodes into a layer uniformly at random.

*RandBP*: CS samples the active pool uniformly at random and assigns Mixnodes into each layer with the Bin-packing placement algorithm.

---

<sup>4</sup>This method is inspired and abstracted from the Nym [16] system as holding real-world relevance. Note that Nym incorporates blockchains and validators for its trust and security assurances and thus a direct comparison of Bow-Tie with Nym is out of scope. Indeed, the Bow-Tie guard design could be complementary to Nym.

## A. Implementation

We implemented a scalable Mixnet construction model with the four mixnet construction algorithms in Python. We use Gurobi optimizer [29] to solve the linear bin-packing optimization problem [55]. Our source code is available online<sup>5</sup>.

The bandwidths of Mixnodes are generated by fitting to the bandwidth distribution of Tor relays from its historical data [50]. We use a R package [15] to fit the bandwidth data captured from Tor consensus documents and server descriptors from January 2021 to March 2021. Among three common right-skewed distributions [10] we choose the *gamma distribution* as the best-fitted via maximum likelihood estimation (MLE) method.

## B. Methodology.

We empirically evaluated the security of Bow-Tie through a series of analyses on generated Mixnets. We consider one adversary who wants to deanonymize messages by optimizing the use of Mixnodes resources. We model the adversary bounded by two elements: the number of Mixnodes available to the adversary  $m$ , and the bandwidth available for each node  $b_i^m, i \in [1, m]$ . An adversary is assumed to controls a certain fraction  $\alpha$  of the total bandwidth resources, with a resource budget  $B_m$  such that any combination of  $m$  and  $b_i^m$  that meets the constraint  $B_m \geq \sum_{i=1}^m b_i^m$  can be applied. In our simulation, a candidate mix pool consists of 1000 benign nodes and  $m$  malicious nodes with a total bandwidth  $\approx 11400$  MBps. Let malicious fraction  $\alpha = 0.2$ , i.e., honest Mixnode majority.

## C. Finding the Best Resource Endowment.

In our simulation, we consider a strategic adversary who can maximise the quantity of traffic they are expected to compromise by controlling the number of malicious mixes and their bandwidths<sup>6</sup>. With this goal, two types of *bandwidth allocation* heuristics have been considered: (a) *even allocation*, where the adversary distributes all bandwidth resources evenly across their malicious mixes; (b) *uneven allocation*, where the adversary allocates bandwidth resources unevenly across their malicious mixes.

**Even bandwidth allocation.** To identify the best allocation policy for *even allocation*, we empirically investigate the relationship between the bandwidth  $b^m$  per mix and the average fully compromised traffic rate (as defined in V-D1), with  $b^m$  ranging from 1 MBps to 230 MBps, while the fraction of active bandwidth to the total candidate pool is set to 35%, 55%, and 75%. Under this metric, we present the impact of different topological construction methods in Figure 4.

**Results.** Figure 4a shows that, under BwRand construction method, the fully compromised rates in bandwidth-weighted path selection (bottom half) are high when the adversary injects malicious Mixnodes with high bandwidth per node, while in the case of random path selection (top half), the compromised rates are high when there are a large number of injected malicious Mixnodes. The sampling fraction  $h$  has

---

<sup>5</sup><https://anonymous.4open.science/r/MixnetConstructionSimulator-FD0F/>

<sup>6</sup>We only consider these two features involved in the topological construction algorithm, however there are other features like proof of stake, location, and etc that could also be considered.

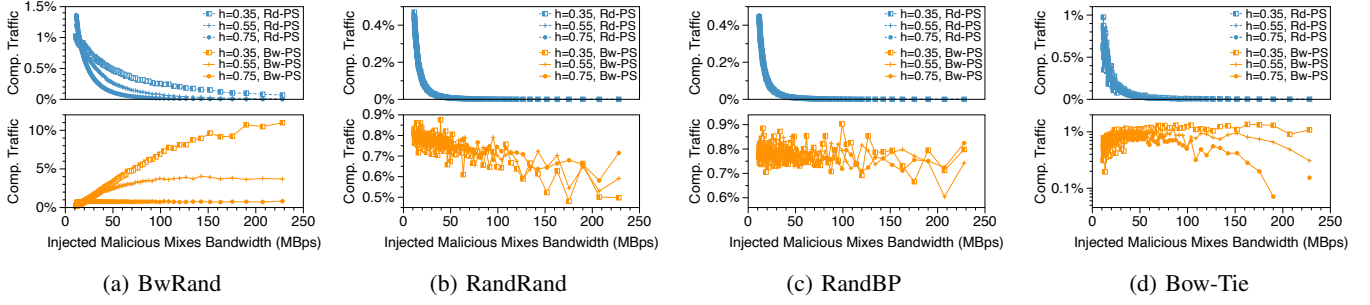


Figure 4: Fully compromised rate versus bandwidth per injected malicious node, as a bandwidth budget of 2280 MBps is evenly distributed over a varying number of malicious Mixnodes, for each Mixnet construction strategy, under two kinds of path selection methods: Rd-PS (Random Path Selection) and Bw-PS (Bandwidth-weighted Path Selection).

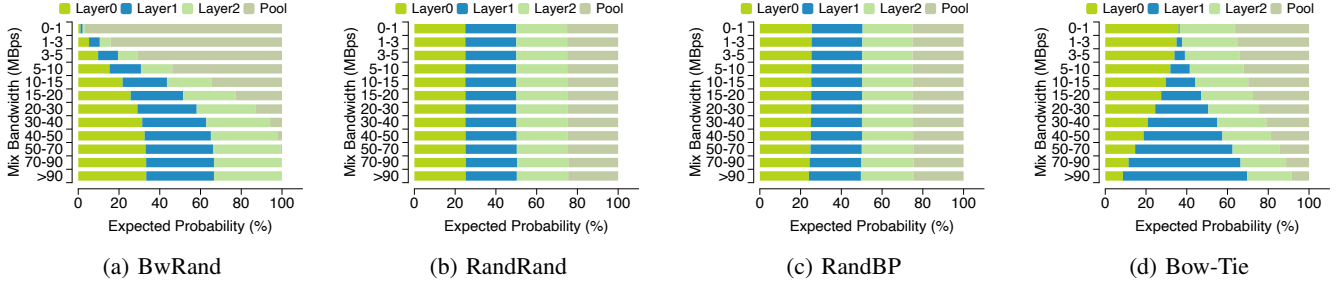


Figure 5: Expected probability to fall in Layer  $i$  depending on the Mix capacity, with sampling threshold  $h = 0.75$ . Pool is the expected probability to stay within the candidate pool and not participate.

a significant impact on this security metric. The metric reaches its highest when 35% of all Mixnodes are sampled under either path selection. In either choice of path selection, when using BwRand, sampling a low fraction of the overall candidate pool puts the user at risk.

The top halves of Figure 4b and Figure 4c show RandRand and RandBP have the similar pattern in fully compromised traffic rates with little impact from sampling fraction  $h$ ; fully compromised rates under both methods keep diminishing as the number of nodes decreases due to the random sampling at the first stage. For the compromised rate under bandwidth-weighted path selection (bottom halves of graphs), a small wobble happens when the bandwidth per Mixnode is larger than around 100 MBps, as the low number of malicious Mixnodes (less than 22) creates high variance when their bandwidth is not accounted in the network construction process. As shown in Figure 4d for Bow-Tie, the fully compromised traffic rates are capped at around 1% under both path selection methods.

Therefore the best adversarial *even resource allocation* policy for compromising high traffic with random path selection is to inject as many nodes as possible into the network, with the minimal allowed bandwidth. We utilize this for the random path selection (V-D1), and instantiate this best strategy as generating thousands of Mixnodes with a minimum of 1 MBps, since there could be an infinite number of malicious Mixnodes if we do not set a lower bound. For the bandwidth-weighted path selection scenario, the best even bandwidth distribution strategy can be found by evaluating all possible

bandwidth allocations and choosing the one achieving the highest compromised traffic.

**Uneven bandwidth allocation.** To identify the best *uneven allocation* policy, we empirically investigate how topological construction algorithms shape the network. We statistically derive, over 200 K runs, the probability of Mixnodes' placement into different layers. Our results are shown in Figure 5, with  $h = 0.75$ ,  $\alpha = 0.2$ .

**Results.** Figure 5a shows the position distribution of Mixnodes for BwRand and from this figure we can infer appropriate attack strategies for the adversary. To compromise more traffic under bandwidth-weighted path selection, the adversary should generate Mixnodes with bandwidth no less than 70 MBps such that all of the malicious nodes will be sampled and placed into three layers evenly. Figure 5b and Figure 5c show that there is a 25% probability that each node will be placed into one of four positions, which explains why different bandwidth per mix has little impact on fully compromised traffic with bandwidth-weighted path selection in Figure 4b and Figure 4c. In contrast, as shown in Figure 5d for Bow-Tie, large nodes are more likely to be positioned in the guard layer. In order to get malicious bandwidth evenly distributed into the three layers, the adversary could (1) generate equal-size Mixnodes in-between 20 – 30 MBps as there is a equal probability for each layer shown in the Figure, or (2) generate some top large nodes (larger than 70 MBps) and some small nodes (less than 5 MBps).

#### D. Security Evaluation of Single Messages

Now that we derived the best resource allocation for the adversary, we use the best strategy against each Mixnet construction method.

We evaluate the Mixnet's topologies in a single message scenario over a statistically relevant number of topologies produced by the Mixnet configuration algorithm and evaluate them on two main metrics. The first considers the fraction of overall traffic compromised considering a realistic resource-bounded adversary, which gives the probability to be deanonymized if users send a single message. The second considers the adversary's *guessing entropy* to target a specific user, assuming a worst-case situation for the adversary: the targeted user only sends a single message through the Mixnet. We provide an evaluation of how many Mixnodes the adversary needs to compromise in the topology to deanonymize the message in expectation. In section VI, we will provide security metrics that capture the effect of multiple messages sent through time to reason about the security of realistic user message patterns.

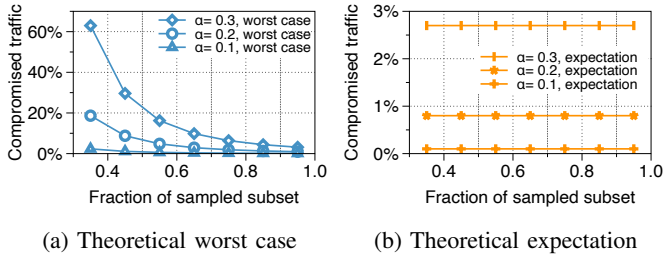


Figure 6: Theoretical compromised traffic of worst case and average case in the scenario of bandwidth-weighted path selection vs. different size of sampled subset, when the adversary controls 10%, 20% and 30% bandwidth of the total.

1) *Fully Compromised Traffic*: We first set the fully compromised traffic rate  $F_b$  for Bw-PS in a stratified  $l$ -layer Mixnet to

$$F_b = \prod_{i=1}^l \frac{\text{Amount of Malicious Bandwidth in Layer } i}{\text{Amount of Bandwidth in Layer } i}. \quad (1)$$

In contrast, when bandwidth is not considered (as in Rd-PS), the probability of selecting one mix among  $n$  Mixnodes is  $1/n$ . We calculate the fully compromised traffic rate  $F_r$  by

$$F_r = \prod_{i=1}^l \frac{\text{Number of Malicious Mixnodes in Layer } i}{\text{Number of Mixes in Layer } i}. \quad (2)$$

We model the worst case of fully compromised traffic with bandwidth-weighted path selection and deduce the theoretical upper bound of this metric.

**Theorem 1.** *Let a  $l$ -layer mix network with  $\alpha$ , the fraction of malicious bandwidth over all the bandwidth from the candidate mix pool, and  $h$  the fraction of active bandwidth over total bandwidth. Assuming  $h \geq \alpha$ , the worst case compromised*

*fraction of the network traffic using bandwidth-weighted path selection is:*

$$F_b \leq \left(\frac{\alpha}{h}\right)^l, \text{ and } \mathbb{E}(F_b) = (\alpha)^l. \quad (3)$$

*Proof:* In the worst case scenario, all malicious Mixnodes are selected and evenly distributed in each layer. The fraction of malicious Mixnodes in each layer is  $\frac{\alpha}{h}$  for  $h \geq \alpha$  and the total compromised traffic is equal to  $\left(\frac{\alpha}{h}\right)^l$  deduced from Equation 1. In the worst case, if  $h < \alpha$ , we assume that all the active bandwidth is adversarial and  $F_b = 1$ . For the expectation of compromised traffic, the fraction of malicious Mixnodes per layer is expected to be the same as the total fraction of malicious Mixnodes  $\alpha$ , and thus  $(\alpha)^l$  is the expected compromised traffic. ■

The theoretical upper bounds of compromised traffic for different sampling fraction  $h$  are shown in Figure 6a, in the case that all malicious Mixnodes are sampled and evenly placed into each layer. The results imply that the larger the sampled subset,  $h$ , the less traffic the adversary may compromise. Nevertheless, the theoretical expectation for this metric describes the case where the malicious Mixnodes remain the same proportion in each layer as in the candidate pool (Figure 6b).

In addition to theoretical results, we empirically analyze Bow-Tie's ability to resist adversarial manipulation. We consider an intelligent adversary who controls 20% of total Mixnet bandwidth resources and compute the compromised traffic when they adopt the best bandwidth allocation strategy previously explored in Section V-C. We present the results in Figure 7. Figure 7a shows the average compromised traffic in Bw-PS scenario and BwRand is the most vulnerable algorithm with the highest empirical compromised traffic on average among all choices of sampling fraction. We also identify that the adversary's average compromised traffic is converging towards the theoretical expectation value (0.008) as the sampling fraction increases, which applies to each algorithm. As the sampling fraction depends on the incoming traffic volume of the network, any value of  $h$  can be taken when configuring the Mixnet in reality. In this case, BwRand provides a highly variable security level, such as 10.9% compromised traffic with  $h = 0.35$  while 0.97% compromised traffic with  $h = 0.95$ . In contrast, Bow-Tie, RandRand, and RandBP limit the power of an intelligent adversary to a much lower level (with less than 1.5% traffic being deanonymized) and offer a more stable security level.

Figure 7b, 7c and 7d show the CDFs of compromised traffic with Bw-PS for the same adversary. Clearly, BwRand performs the worst and the adversary is able to de-anonymize at most 19.98% ( $h = 0.35$ ) and 1.93% ( $h = 0.75$ ) traffic, and both of them exceed the theoretical upper bounds (18.65% and 1.89%) as previously analyzed in Theorem 1. The reason is that a naive random placement in BwRand cannot guarantee that each layer has approximately a same amount of bandwidth (we call this kind of Mixnet an unbalanced Mixnet), which results in a more biased distribution of malicious Mixnodes and thus the adversary can observe slightly more traffic. Unbalanced Mixnets also suffer from bottlenecks and thus we propose the



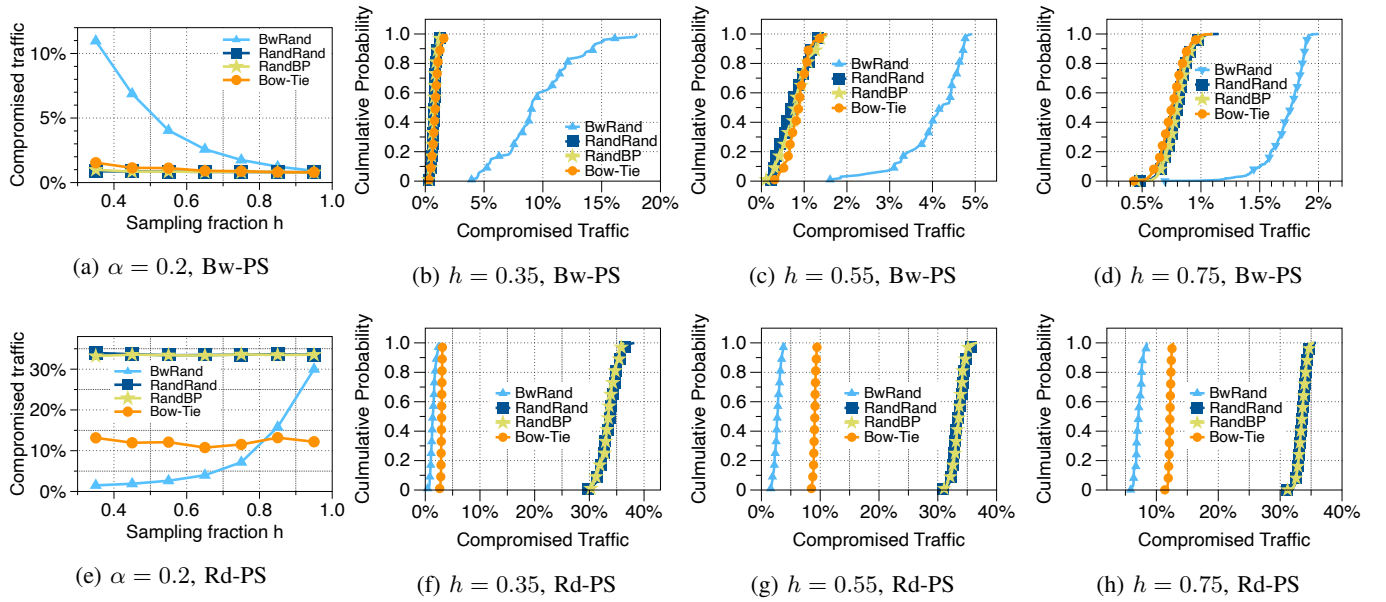


Figure 7: Empirical results of the average compromise rates and their CDFs for bandwidth-weighted path selection (a-d), and random path selection (e-h), when the intelligent adversary uses the best resource allocation policy explored in Section V-C.

Bin-packing placement method to narrow the bandwidth gaps among the three layers.

In the scenario of random path selection, Figure 7e shows the simulated results of average compromised traffic and Figure 7f, 7g, 7h show the CDFs of the empirical results. RandRand and RandBP are the most vulnerable in random path selection where the adversary could de-anonymize much more traffic than his resource proportion, while they provide the highest protection against adversarial manipulation in the scenario of bandwidth-weighted path selection. BwRand mitigates the adversary's compromising power in a wide range of  $h$ . Therefore, BwRand coupled with a uniform path selection may appear to be an interesting candidate. However, the expectation for the network performance is too low for use cases such as anonymous chat messaging. This question is covered in Section V-E. Bow-Tie limits the adversary's power especially when the sampled subset is relatively large. For further results with  $\alpha = 0.3$ , please refer to Appendix B.

**2) Guessing Entropy.:** We consider an active external adversary who is targeting one message sent from a specific user. This metric [43], [52] gives the average number of Mixnodes required to be strategically compromised by the adversary until she can fully observe the complete route of the target message. De-anonymizing a given message can be seen as a guess and let  $\mathcal{G}$  represent the number of guesses tried before a successful guess (i.e. compromising the target message).  $\mathbb{E}(\mathcal{G})$  is computed by selecting the nodes in descending order of the marginal probability  $p_i$  that the adversary can deanonymize the targeted message when cumulatively compromising the  $i_{th}$  node. Thus, the guessing entropy can be calculated by:

$$\mathbb{E}(\mathcal{G}) = \sum_{i \in |Pool_{active}|} i \cdot p_i, \quad (4)$$

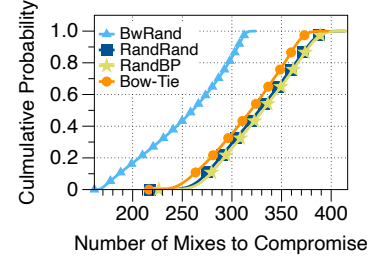


Figure 8: Guessing Entropy as a security metric, indicating the average number of Mixnodes the adversary has to compromise in order to deanonymize a targeted message, in expectation.

where  $|Pool_{active}|$  represents the number of Mixnodes in the active pool.

This metric can be interpreted as a worst-case adversarial resource endowment to guarantee deanonymizing a given single-message target.

Figure 8 shows the cumulative guessing entropy value obtained from many trials of each topological construction algorithm, for a network containing  $\approx 1000$  nodes. With the BwRand construction algorithm, the adversary needs 250 of the most impactful nodes of the network on average to deanonymize the single message target in expectation. For the other three algorithms, the average number of Mixnodes that the adversary needs to control is increased to around 320.

Taken together, the results for these two metrics show that Bow-Tie provides a well-rounded defence against adversaries in many typical settings.

**3) Gini Coefficient:** In the literature [60] the Gini Coefficient measures relay diversity. Briefly, a Gini coefficient

of 0 represents perfect selection equality (i.e., all Mixnodes are picked with equal probability), while a coefficient of 1 represents perfect inequality (i.e., only one Mixnode is always selected). Bow-tie has a Gini co-efficient of  $\approx 0.05$  while BwRand is  $\approx 0.4$ . However, interpreting these values is difficult, while guessing entropy benefits from a more human-meaningful interpretation for comparing systems. For further details on, please refer to Appendix C.

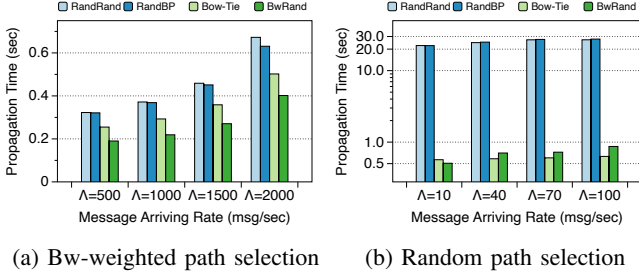


Figure 9: Expected queuing delay.

### E. Performance Evaluation

We measure the *expected queuing delay* (i.e., expected message queuing time) based on the topologies generated by the simulation in Section V-B ( $h = 0.75, \alpha = 0.2$ ).

We calculate the expected queuing delay by using a  $M/D/1$  queue model [46]. The input messages of the whole mix network can be treated as a Poisson process with rate  $\Lambda$ . The message queuing time for each node is inversely proportional to its capacity, e.g., for a Mixnode with  $b_i$  bandwidth, the average processing time for it is  $u_i = 1/b_i$ . Suppose there are  $n$  nodes in one layer, then the expected queuing time in Rd-PS setting for this layer is:

$$T_r = \sum_{i=1}^n \frac{n^{-1}u_i(2 - n^{-1}u_i\Lambda)}{2(1 - n^{-1}u_i\Lambda)}. \quad (5)$$

In the case of Bw-PS, using  $U$  to represent the total bandwidth of the current layer, the expected queuing time is:

$$T_b = \sum_{i=1}^k \frac{2 - \frac{\Lambda}{U}}{2(U - \Lambda)} = k \frac{2 - \frac{\Lambda}{U}}{2(U - \Lambda)}. \quad (6)$$

*Results.* Figure 9a and Figure 9b show the measured expected time that it takes to traverse the network using a Bw-PS and Rd-PS, for all Mixnet topological construction algorithms presented. If the case of Bw-PS, the Mixnet can handle high message arrival rates one order of magnitude faster than in Rd-PS. These results confirm that Bw-PS contributes to dramatically improved processing speed. Indeed, algorithms that consider bandwidth (i.e., BwRand and Bow-Tie) achieve relatively low processing delay in both scenarios, outperforming the other two methods.

Bow-Tie topologies are also fast to generate: a subsecond cost to generate the Guard layer and apply the bin packing optimization to the other layers.

### F. Security & Performance Conclusion

Our empirical results in this section confirm that the construction and routing of a Mixnet is characterised by a security and performance trade-off. BwRand provides good performance yet it is vulnerable to adversarial manipulation. RandRand and RandBP are essentially equivalent but with different placement implementation methods and differing performance. Both of them can achieve good security levels in Bw-PS (although they are the worst in Rd-PS), yet their performances are relatively bad. Bow-Tie finds a good balance that provides high level security and enables good performance and efficiency at the same time. By comparing all these results, we find that Bw-PS affords better security and load-balance with Bow-Tie (as discussed in Section V-D1 and Section V-E).

## VI. DYNAMIC USER ANALYSIS

In Section V, we provided metrics and security discussion for a single message model to evaluate the quality of Bow-Tie topologies. However, for any given selected topology, the user's interactions with the mix network play a determinant impact on their anonymity, especially for mixing strategies (such as continuous-time) that *leak over time*. We develop a tool to support the security analysis of a dynamic, multi-message user scenario (Section VI-B). We use our tool to give the expected security of a typical email-like usage over the Mixnet, and show the importance of Bow-Tie's proposed Mixnet Guard design. Finally, we show how some other protocol design decisions can have significant impact on user anonymity. We expect our result to drive Mixnet developers, such as the Nym project, towards safer protocols. We also expect this tool to support individuals evaluating the impact of their own usage behaviour that they can then adapt if the resulting security evaluation exceeds a self-assigned threshold. An example use case could be a trained journalist ensuring a proper behavioural interaction over the Mixnet with an anonymous source to minimize the risks of either being deanonymized.

### A. Are Good Topologies Sufficient?

In general, user anonymity is impacted by many criteria that we organise into three broad families: topological, user behaviour, and protocol integration. Topological criteria refer to engineering aspects of the network itself to maximize the user's expected anonymity. In this regards, Section V offered a lengthy discussion. Specific designs such as Atom [34] or XRD [36] add strong topological constraints making the anytrust assumption realistic and trustworthy, but at the price of severe performance impact limiting potential network use-cases and wide adoption.

So far we have not considered the role of protocol integration of user behaviour that, if done carelessly, may nullify the benefits of our topological considerations. For example, BiTorrent [42] exchanges IP information with a tracker required by its application-level protocol. For this reason, tunneling BiTorrent inside an anonymous network does not provide anonymity protection, yet this user activity is observed in Tor [20]. For Mixnets, in the same vein, we cannot tunnel many existing protocols as-is because it may similarly also nullify the mixnet's protection. For emails, SMTP and IMAP

servers contain many peices of meta-information linked to the communications, and even the plaintext if the user does not manually set-up end-to-end encryption (which requires advanced understanding of threats, email, and technology). It is also the case for messaging applications, such as Signal, which leverages a central server to enable confidential communications (but the social graph is known on the central server). As a response, the Mixnet protocol suite has to offer the means [66] to perform asynchronous messaging, which applications could then use to build secure and private protocols. Similarly, user behaviour also has a significant impact. For users sending a single message in the network, we can evaluate the user’s anonymity via entropic considerations. Different entropy measures may capture different criteria [46], [61] and lead to different interpretation of the user’s anonymity. The metrics we use in Section V-D2 are based on the Guessing Entropy that captures the required number of mixes required to be compromised for a given message to be deanonymized. However, in realistic Mixnets usage, users are expected to send more than one message, therefore evaluating anonymity only based on entropic definitions leaves several dimensions to the problem unexplored. For this reason, we need a new tool and additional metrics to capture these other dimensions to user anonymity.

## B. Methodology

We develop `routesim`, a tool that applies a Monte Carlo method to sample a client’s usage distribution and simulate its expected impact over the Mix network. `routesim` outputs the trace of all messages produced and transmitted through the network for each sample. The produced message timings and sizes follow a distribution given as input to the tool. We expect any usage of the Mix network to belong to one of two possible families: recipient-anonymous interactions and non recipient-anonymous interactions. For example, dropping a file within a publicly-faced server would not be recipient-anonymous. Exchanging messages asynchronously with a peer holding a private address would be recipient-anonymous. For recipient-anonymity, we assume the existence of a private and secure Naming scheme and rendezvous protocol (also called “dialing”) defined by the Mix network [37], [62], [65], [67]. `routesim` can simulate activities from both families and eventually output a distribution function of a probabilistic event. Such an event can be *Time to First Compromised Message* and *Number of Messages Sent Until Compromised* and can be considered anonymity metrics. While the second metric can be obtained analytically by modelling route compromise as Bernoulli trials, and applying Chernoff’s bound [69], the first metric can only be obtained from the Monte Carlo method. The Monte Carlo method in `routesim` also gives the second metric for free.

`routesim` is written in *Rust*, scales with the number logical processors, has a low-memory footprint and is designed to be easily extensible to new client model and probabilistic event to capture. It can simulate statistically relevant durations (e.g. months) of a given client behaviour in a few minutes on a regular laptop, leading the tool to be usable for scarce budgets.

## C. Threat Model & Resource Allocation

The same threat model defined in Section III-B applies here. In addition, we consider the adversary’s mixes existing in the network prior to a given user, and we aim at evaluating the user’s resilience against them. We say that a path or route within the Mixnet is compromised if a message is sent through an entire route of compromised mixes.

## D. The necessity of both client guard-lists and guard layers

A natural question is do guard layers by themselves (i.e. where the client does *not* maintain a guard list) provide sufficient level of protection. To answer this question we turn off the clients’ guard list maintenance logic while they use the network, but keep all other aspects the same (i.e. Bow-Tie still produces a guard layer).

We use the metric *time to first compromise route*, assuming a simple behaviour in which a client is sending one message through the Mixnet every 5 to 15 minutes at random within this interval. Figure 10a shows the probabilistic distribution for this event considering 10,000 client samples (i.e., 10,000 clients generating messages probabilistically through time following the “simple” distribution).

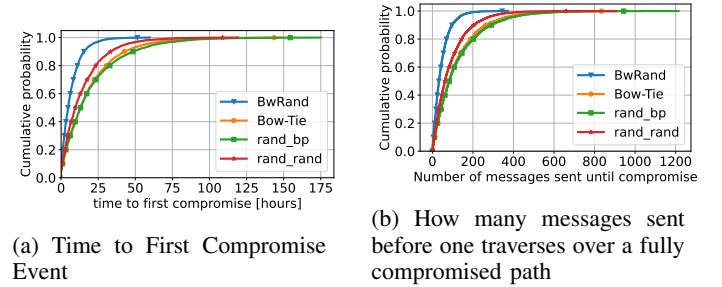


Figure 10: We model a user sending one message every 5 to 15 minutes at random, and record the first occurrence of a fully compromised path. The client side Guard logic is disabled for this experiment.

As we observe in Figure 10a, topological engineering alone (i.e. guard layers by themselves) are just as lacking in protection as those schemes without guards layers (i.e. RandRand, RandBP, and BWRand). Indeed, no matter how well engineered the topologies, the client is expected to use a fully compromised route extremely fast since each message is sent at random (bandwidth-weighted here) from the set of potential routes, and the users will expose themselves to many Mixnode. Note that selecting a route uniformly at random can delay, or marginally hasten attack success depending on the adversarial bandwidth distribution. Random routing does not help protecting clients and it incurs a significant performance cost as previously covered in Figure 9 and Section V.

We now turn on the client guard-list logic for *all* designs, Bow-Tie and the references, since the client component is fundamentally independent of the topological construction algorithm. For the reference designs the client will select initial and replacement relays from the middle layer using the client guard-list logic. This will allow us to gauge the effect of the

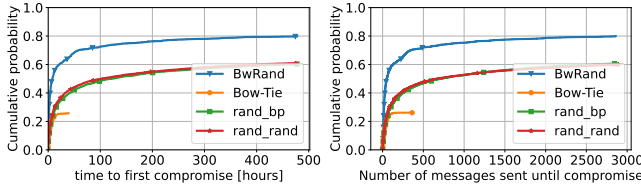


Figure 11: Enabling Client-side Guards and comparing Topology construction algorithms.

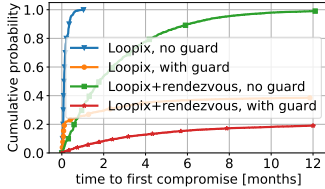


Figure 12: Benefit of rendezvous-based protocols (e.g., Vuvuzela, Stadium) over no-recipient anonymity (Loopix, Nym). The user model is based on a real-world Email sending pattern built from a University staff members’ dataset. The network churn rate between each epoch (set to 24h) is 3% and the number of hops to destination or rendezvous is 3.

client guard-list on designs without engineered guard layers. Figure 11 shows the results of this comparison. The epoch value is set to 1 hour; i.e., at each epoch, the network topology is refreshed according to the topology sampling and placement algorithms introduced in Section IV. Note that the results we provide here are independent of the Guard’s position in users’ route. It is clear that Bow-Tie enjoys a significantly better time to first compromise metric than the reference designs with client guard-list logic enabled. This confirms that necessity and advantages of Bow-Tie’s guard layer engineering and client guard-lists in reducing clients’ *guard exposure*. This result has the following take-away message for Continuous-time Mixnet developers: maintaining the network should achieve minimization of client exposure to the whole pool of nodes. When designing the Mix network topologies, and when considering refreshing them, we need to consider minimizing the expected client mix exposure. Considering this aspect would significantly strengthen industrial designs, such as Nym.

#### E. Influence of Protocol Interaction

There is a rich history of anonymous networks that claim strong anonymity [3], [5], [7], [9], [13], [17], [26], [34], [35], [37], [38], [49], [59], [65], [67], [68]. Thoroughly studying and comparing the influence of those various designs is out of scope of this paper. However, we can explore how simple design choices can lead to significant anonymity metrics improvement for continuous-time Mix networks.

Loopix [49] and the Nym Network [17] based on the Loopix design do not offer recipient anonymity for asynchronous messages between clients. Other designs such as Tor [62], Vuvuzela [67], Stadium [65] and Karaoke [37] offer a rendezvous protocol (also called “dialing”) to asynchronously join peers both seeking to communicate together anonymously.

`routesim` can model the two approaches and evaluate the benefit of rendezvous-based protocols, with respect to users’ activity and the path length. Figure 12 shows an evaluation of a typical Email sending pattern derived from the sending habits of hundreds IT staff members from the authors’ faculty<sup>7</sup>. The dataset was built from meta-info contained within the `sendmail` logs from the university SMTP server in a period of two months. Given the observed benefits (lowest line in red), the Nym Network may find valuable to incorporate a rendezvous-based protocol. Getting recipient anonymity would however double the bandwidth consumption for asynchronous messaging, and require the establishment of a out-of-bound solution to propagate addressing information. Many different approaches have been detailed in the literature [38], [64], [67]. Privately accessing and retrieving the mailbox contents [24] is also a potential approach to gain recipient anonymity, yet would limit the size of the anonymity set to the number of mailboxes handled over a given mixnode.

#### F. Evaluating Individual Risks

`routesim` can be used to evaluate complex personal usage behaviors. We built several datasets containing a typical weekly behaviour from years of our own email communication patterns and fed them into `routesim`. Knowing how we behave on a typical period of one week, `routesim` plays a sequence of events indefinitely through time statistically matching our recorded behaviour. Note that `routesim` could also simulate other usage, as long as a dataset is provided.

`routesim` comes with many possible configuration options. For this experiment, we assume each user has a set of ten contacts, uses Bow-Tie topologies with a 3% churn rate of Mixnodes and an epoch of 1 day, that the route length of the Mix network is three, and that the Mix network exposes a protocol suite for asynchronous messaging offering anonymity for both communicants (i.e. a naming scheme and a rendezvous protocol). Essentially, a sender sends the (end-to-end encrypted) message to the recipient’s Mailbox located within one of the Mixnodes. The recipient anonymously retrieves the Mailbox contents on demand. The protocol to check and retrieve the encrypted content is assumed to be derived from a PIR protocol [8] to avoid leaking which Mailbox is queried to the Mixnode. In `routesim`, we assume (it is configurable) that a user’s Mailbox changes its location at each epoch (i.e., handled by a different Mixnode selected at random in the first  $N - 1$  layers). We advise Mixnet developers to never store any encrypted content on a Mixnode that can exit to the clearnet, hence to never store Mailboxes on a Mixnode that can be placed in the  $N$ th layer.

Figure 13 (left) shows the time to compromise the first pair<sup>8</sup> of communicants with email-like communication patterns. The simulated users `AuthorX` and `AuthorY` have a different email-like communication pattern in terms of frequency leading to a significant difference in the time to first compromise. Observe however that the metrics “Number of emails until first compromise”, Figure 13 (right), shows a reverse situation, in which `AuthorX` now seems to suffer more. This is a direct consequence of what we could call the *average exposure* of the

<sup>7</sup>See Appendix D for ethics details.

<sup>8</sup>The authors are always the message senders in these pairs.



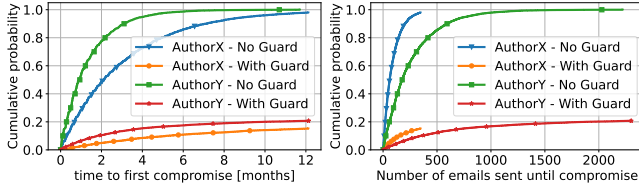


Figure 13: Comparing the email behavior of two authors over Bow-Tie topologies, while disabling and enabling the guard design. The Mix network carries the same quantity of data than what was typically contained in the authors’ sending email pattern, rounded up to a product of the Mixnet message payload length (2048 bytes).

user emails to Mixnodes. Indeed, at any given time, we need the author’s contacts to be exposed to a malicious Mailbox to suffer potential deanonymization. In this simulation, users change their mailbox location every day, meaning that all emails sent the same day to the same contact are all guaranteed to be exposed to the same Mailbox. Therefore, with this design choice, the more the user’s emails are sparsely sent in time, the more likely they are exposed to different contact’s Mailboxes. Different design choices would lead to different results. For example, users could decide to change their Mailbox location not on a day-by-day basis, but rather dependent on the number of email-like messages which they fetched. Eventually such design choice needs to be enforced by the Mixnet developers, and can be evaluated with `routesim`.

In the same vein, given an established design such as Bow-Tie, end users such as journalists or whistleblowers can use `routesim` to evaluate their chance of being deanonymized assuming a realistic mix adversary. Results obtained may help them evaluating whether the risks are worth their information.

## VII. RELATED WORK

The literature is rich of Mixnets proposals [2], [3], [5], [7], [9], [13], [17], [24], [26], [34]–[36], [38], [47], [49], [59], [65], [67], [68]. Many of them put forward an anytrust assumption over the network routes to address the insider threat. Some of these proposals, such as Atom [34] or XRD [36], discuss how to shape the network for this anytrust assumption to be more realistic. These discussions relate to our approach. However, they are applied to radically different Mixnet designs than the continuous-time mix design [12], [16], [49]. In our work, we shape the network to minimize the adversarial impact. We observe that the research effort presented here is necessary to the practicability of those proposed designs.

Some works investigate the detection and mitigation of active malicious mixes and combine it with the Mixnet construction design. Dingledine and Syverson [22] discuss how to build a mix cascade network through a reputation system that decrements the reputation score of all nodes in a failed cascade, and increments the reputation of nodes in a successful cascade. With the communal random seed generated by all nodes, the system will choose nodes for each cascade randomly from a pool of mixes that have highest reputation values. It improves the reliability of mixnet and reduce the chance

that an adversary controls an entire cascade. However, some pitfalls are introduced by the reputation system and the actual deployment is still a complex problem. Leibowitz et al. propose Miranda [39], another reputation-based design that detects and isolates active malicious mixes. They also discuss how to construct the cascade mixnet based on their faulty mixes detection scheme and a set of cascades are selected randomly for the upcoming epoch. This design relies on a fixed set of mixes and it is still challenging to deploy in the real world.

Nym [16] network is designed to support privacy-enhanced access to applications and services with metadata being protected based on Loopix [49]. The stratified network is periodically constructed from a large number of available mixes run by profit-motivated mix operators, who are compensated for their investment with payment in Nym’s cryptocurrency tokens. Nym’s design [17], is sketched out in a whitepaper, lacking technical depth, of how the network is constructed by randomly selecting mixes with a probability proportional to mixes’ stake and randomly placing them into a desirable stratified topology. Nym uses a verifiable random function (VRF) [44] to facilitate the features of decentralization and avoiding trusted parties in their blockchain-based ecosystem. In our work, we expect that sampling from bandwidth is a good proxy to the process of sampling from stake (Section III-A1) and we abstract Nym’s sampling as a sampling by bandwidth, with meaningful bandwidth values borrowed from the Tor network (instead of ad-hoc stake values) as BwRand (Section V).

Guirat and Diaz [27] investigate how to optimize the Mixnet parameters for a continuous-time mix network, and focus on the number of layers and the width of the network (i.e., the number of nodes in each layer). They theoretically analyze the fully compromised rate for a continuous-time mix network in a designated shape and they mainly concentrate on optimizing the Mixnet parameters using the Shannon entropy [19], [56], [58] as the guiding metric. In contrast, we focus on the problem of how to limit the adversary’s end-to-end compromising ability by modeling a realistic mix network and strategic adversary, and thoroughly investigate how to construct the network, and how to select path that led to the Bow-Tie design.

## VIII. CONCLUSION

In this paper, we address the question of “how to shape the Mixnet to strengthen the anytrust assumption?” and study the design of Mixnet configuration and routing that limits the adversary’s power to deanonymize traffic. We proposed Bow-Tie, a practical and efficient novel design for mix network engineering; we present the first thorough security analysis of stratified Mixnet against reasonably realistic adversaries; we develop the `routesim` simulator that can easily calculate users’ expected deanonymized probability. In the future, we will further explore the case with untrusted configuration server.

## ARTIFACT

`routesim` is a Rust software open-sourced for the reviewing process at <https://anonymous.4open.science/r/routesim-4735/>. Bow-Tie’s construction algorithm and various python scripts are open-sourced at <https://anonymous.4open.science/r/MixnetConstructionSimulator-FD0F/>



## REFERENCES

- [1] D. Agrawal and D. Kesdogan, “Measuring anonymity: The disclosure attack,” *IEEE Security & privacy*, vol. 1, no. 6, pp. 27–34, 2003.
- [2] S. Angel and S. Setty, “Unobservable communication over fully untrusted infrastructure,” in *12th USENIX Symposium on Operating Systems Design and Implementation (OSDI 16)*. Savannah, GA: USENIX Association, Nov. 2016, pp. 551–569. [Online]. Available: <https://www.usenix.org/conference/osdi16/technical-sessions/presentation/angel>
- [3] Y. Angel, G. Danezis, C. Diaz, A. Piotrowska, and D. Stainton, “Katzenpost mix network specification,” <https://github.com/Katzenpost/docs/blob/master/specs/mixnet.rst>, 2017.
- [4] N. Borisov, G. Danezis, P. Mittal, and P. Tabriz, “Denial of service or denial of security?” in *Proceedings of the 14th ACM conference on Computer and communications security*, 2007, pp. 92–102.
- [5] D. Chaum, “The dining cryptographers problem: Unconditional sender and recipient untraceability,” *Journal of cryptology*, vol. 1, no. 1, pp. 65–75, 1988.
- [6] D. Chaum, D. Das, F. Javani, A. Kate, A. Krasnova, J. D. Ruiter, and A. T. Sherman, “cmix: Mixing with minimal real-time asymmetric cryptographic operations,” in *International conference on applied cryptography and network security*. Springer, 2017, pp. 557–578.
- [7] D. L. Chaum, “Untraceable electronic mail, return addresses, and digital pseudonyms,” *Communications of the ACM*, vol. 24, no. 2, pp. 84–90, 1981.
- [8] B. Chor, O. Goldreich, E. Kushilevitz, and M. Sudan, “Private information retrieval,” in *Proceedings of IEEE 36th Annual Foundations of Computer Science*. IEEE, 1995, pp. 41–50.
- [9] H. Corrigan-Gibbs, D. Boneh, and D. Mazières, “Riposte: An anonymous messaging system handling millions of users,” in *2015 IEEE Symposium on Security and Privacy*. IEEE, 2015, pp. 321–338.
- [10] A. C. Cullen, H. C. Frey, and C. H. Frey, *Probabilistic techniques in exposure assessment: a handbook for dealing with variability and uncertainty in models and inputs*. Springer Science & Business Media, 1999.
- [11] G. Danezis, “Mix-networks with restricted routes,” in *International Workshop on Privacy Enhancing Technologies*. Springer, 2003, pp. 1–17.
- [12] —, “The traffic analysis of continuous-time mixes,” in *International Workshop on Privacy Enhancing Technologies*. Springer, 2004, pp. 35–50.
- [13] G. Danezis, R. Dingledine, and N. Mathewson, “Mixminion: Design of a type iii anonymous remailer protocol,” in *2003 Symposium on Security and Privacy*, 2003. IEEE, 2003, pp. 2–15.
- [14] G. Danezis and I. Goldberg, “Sphinx: A compact and provably secure mix format,” in *2009 30th IEEE Symposium on Security and Privacy*. IEEE, 2009, pp. 269–282.
- [15] M. L. Delignette-Muller, C. Dutang *et al.*, “fitdistrplus: An r package for fitting distributions,” *Journal of statistical software*, vol. 64, no. 4, pp. 1–34, 2015.
- [16] C. Diaz, H. Halpin, and A. Kiayas, “The nym network-the next generation of privacy infrastructure,” Nym Technologies SA, Tech. Rep., 2021.
- [17] C. Diaz, H. Halpin, and A. Kiayas, “The nym network,” <https://nymtech.net, 2021, whitepaper>. Accessed March 2022.
- [18] C. Diaz, S. J. Murdoch, and C. Troncoso, “Impact of network topology on anonymity and overhead in low-latency anonymity networks,” in *International Symposium on Privacy Enhancing Technologies Symposium*. Springer, 2010, pp. 184–201.
- [19] C. Diaz, S. Seys, J. Claessens, and B. Preneel, “Towards measuring anonymity,” in *International Workshop on Privacy Enhancing Technologies*. Springer, 2002, pp. 54–68.
- [20] R. Dingledine, “Bittorrent over tor isn’t a good idea,” <https://blog.torproject.org/bittorrent-over-tor-isnt-good-idea/>, accessed: May 2022.
- [21] R. Dingledine, V. Shmatikov, and P. Syverson, “Synchronous batching: From cascades to free routes,” in *International Workshop on Privacy Enhancing Technologies*. Springer, 2004, pp. 186–206.
- [22] R. Dingledine and P. Syverson, “Reliable mix cascade networks through reputation,” in *International Conference on Financial Cryptography*. Springer, 2002, pp. 253–268.
- [23] T. Elahi, K. Bauer, M. AlSabah, R. Dingledine, and I. Goldberg, “Changing of the guards: A framework for understanding and improving entry guard selection in tor,” in *Proceedings of the 2012 ACM Workshop on Privacy in the Electronic Society*, 2012, pp. 43–54.
- [24] S. Eskandarian, H. Corrigan-Gibbs, M. Zaharia, and D. Boneh, “Express: Lowering the cost of metadata-hiding communication with cryptographic privacy,” in *30th USENIX Security Symposium (USENIX Security 21)*. USENIX Association, Aug. 2021, pp. 1775–1792. [Online]. Available: <https://www.usenix.org/conference/usenixsecurity21/presentation/eskandarian>
- [25] S. Farrel and H. Tschofenig, “Pervasive Monitoring Is an Attack,” Internet Requests for Comments, RFC Editor, RFC 7258, May 2014. [Online]. Available: <https://www.rfc-editor.org/rfc/rfc7258.txt>
- [26] M. J. Freedman and R. Morris, “Tarzan: A peer-to-peer anonymizing network layer,” in *Proceedings of the 9th ACM Conference on Computer and Communications Security*, 2002, pp. 193–206.
- [27] I. B. Guirat and C. Diaz, “Mixnet optimization methods,” *Proceedings on Privacy Enhancing Technologies*, vol. 1, p. 22.
- [28] I. B. Guirat, D. Gosain, and C. Diaz, “Mixim: Mixnet design decisions and empirical evaluation,” in *WPES ’21: Proceedings of the 20th Workshop on Workshop on Privacy in the Electronic Society, Virtual Event, Korea, 15 November 2021*. ACM, 2021, pp. 33–37. [Online]. Available: <https://doi.org/10.1145/3463676.3485613>
- [29] I. Gurobi Optimization, “Gurobi optimizer reference manual,” <https://www.gurobi.com/documentation/9.1/refman/index.html>, 2018.
- [30] A. D. Jaggard, A. Johnson, S. Cortes, P. Syverson, and J. Feigenbaum, “20,000 in league under the sea: Anonymous communication, trust, mlats, and undersea cables,” NAVAL RESEARCH LAB WASHINGTON DC, Tech. Rep., 2015.
- [31] A. D. Jaggard, A. Johnson, P. Syverson, and J. Feigenbaum, “Representing network trust and using it to improve anonymous communication,” *arXiv preprint arXiv:1406.3583*, 2014.
- [32] A. Johnson, R. Jansen, A. D. Jaggard, J. Feigenbaum, and P. Syverson, “Avoiding the man on the wire: Improving tor’s security with trust-aware path selection,” *arXiv preprint arXiv:1511.05453*, 2015.
- [33] A. Johnson, C. Wacek, R. Jansen, M. Sherr, and P. Syverson, “Users get routed: Traffic correlation on tor by realistic adversaries,” in *Proceedings of the 2013 ACM SIGSAC conference on Computer & communications security*, 2013, pp. 337–348.
- [34] A. Kwon, H. Corrigan-Gibbs, S. Devadas, and B. Ford, “Atom: Horizontally scaling strong anonymity,” in *Proceedings of the 26th Symposium on Operating Systems Principles*, 2017, pp. 406–422.
- [35] A. Kwon, D. Lazar, S. Devadas, and B. Ford, “Riffle,” vol. 2016, no. 2, 2016, pp. 115–134.
- [36] A. Kwon, D. Lu, and S. Devadas, “XRD: Scalable messaging system with cryptographic privacy,” in *17th USENIX Symposium on Networked Systems Design and Implementation (NSDI 20)*. Santa Clara, CA: USENIX Association, Feb. 2020, pp. 759–776. [Online]. Available: <https://www.usenix.org/conference/nsdi20/presentation/kwon>
- [37] D. Lazar, Y. Gilad, and N. Zeldovich, “Karaoke: Distributed private messaging immune to passive traffic analysis,” in *13th USENIX Symposium on Operating Systems Design and Implementation (OSDI 18)*. Carlsbad, CA: USENIX Association, Oct. 2018, pp. 711–725. [Online]. Available: <https://www.usenix.org/conference/osdi18/presentation/lazar>
- [38] D. Lazar and N. Zeldovich, “Alpenhorn: Bootstrapping secure communication without leaking metadata,” in *12th USENIX Symposium on Operating Systems Design and Implementation (OSDI 16)*, 2016, pp. 571–586.
- [39] H. Leibowitz, A. M. Piotrowska, G. Danezis, and A. Herzberg, “No right to remain silent: isolating malicious mixes,” in *28th {USENIX} Security Symposium ({USENIX} Security 19)*, 2019, pp. 1841–1858.
- [40] I. Lovercruft, G. Kadianakis, O. Bini, and N. Mathewson, “Another algorithm for guard selection,” Tor proposals, Tech. Rep. 271, July 2016. [Online]. Available: <https://gitweb.torproject.org/torspec.git/tree/proposals/271-another-guard-selection.txt>

- [41] A. Mani, T. Wilson-Brown, R. Jansen, A. Johnson, and M. Sherr, "Understanding tor usage with privacy-preserving measurement," in *Proceedings of the Internet Measurement Conference 2018*, ser. IMC '18 <https://gitweb.torproject.org/torspec.git/tree/proposals/310-bandaaid-on-guard-selection.txt>. New York, NY, USA: Association for Computing Machinery, 2018, p. 175–187. [Online]. Available: <https://doi.org/10.1145/3278532.3278549>
- [42] P. Manils, C. Abdelber, S. Le Blond, M. A. Kaafar, C. Castelluccia, A. Legout, and W. Dabbous, "Compromising Tor Anonymity Exploiting P2P Information Leakage," Research Report, Apr. 2010. [Online]. Available: <https://hal.inria.fr/inria-00471556>
- [43] J. Massey, "Guessing and entropy," in *Proceedings of 1994 IEEE International Symposium on Information Theory*, 1994, pp. 204–.
- [44] S. Micali, M. O. Rabin, and S. P. Vadhan, "Verifiable random functions," *40th Annual Symposium on Foundations of Computer Science (Cat. No. 99CB37039)*, pp. 120–130, 1999.
- [45] S. J. Murdoch and G. Danezis, "Low-cost traffic analysis of tor," in *2005 IEEE Symposium on Security and Privacy (S&P'05)*. IEEE, 2005, pp. 183–195.
- [46] S. J. Murdoch and R. N. Watson, "Metrics for security and performance in low-latency anonymity systems," in *International Symposium on Privacy Enhancing Technologies Symposium*. Springer, 2008, pp. 115–132.
- [47] Z. Newman, S. Servan-Schreiber, and S. Devadas, "Spectrum: High-bandwidth anonymous broadcast," in *19th USENIX Symposium on Networked Systems Design and Implementation (NSDI 22)*. Renton, WA: USENIX Association, Apr. 2022, pp. 229–248. [Online]. Available: <https://www.usenix.org/conference/nsdi22/presentation/newman>
- [48] Nym, "The nym project's sphinx implementation," <https://github.com/nymtech/sphinx>, accessed: April 2022.
- [49] A. M. Piotrowska, J. Hayes, T. Elahi, S. Meiser, and G. Danezis, "The loopix anonymity system," in *26th {USENIX} Security Symposium ({USENIX} Security 17)*, 2017, pp. 1199–1216.
- [50] T. T. Project, *CollecTor - Tor Project*, <https://metrics.torproject.org/collector.html>.
- [51] F. Rochet and A. Johnson, "Towards load-balancing in Prop 271," Tor proposals, Tech. Rep. 310, October 2019. [Online]. Available: <https://gitweb.torproject.org/torspec.git/tree/proposals/310-bandaaid-on-guard-selection.txt>
- [52] F. Rochet and O. Pereira, "Waterfilling: Balancing the tor network with maximum diversity," *Proceedings on Privacy Enhancing Technologies*, vol. 2017, no. 2, pp. 4–22, 2017.
- [53] —, "Dropping on the Edge: Flexibility and Traffic Confirmation in Onion Routing Protocols," *Proceedings on Privacy Enhancing Technologies*, vol. 2018, no. 2, pp. 27–46, 2018.
- [54] F. Rochet, R. Wails, A. Johnson, P. Mittal, and O. Pereira, *CLAPS: Client-Location-Aware Path Selection in Tor*. New York, NY, USA: Association for Computing Machinery, 2020, p. 17–34. [Online]. Available: <https://doi.org/10.1145/3372297.3417279>
- [55] G. Scheithauer, *Introduction to cutting and packing optimization: Problems, modeling approaches, solution methods*. Springer, 2017, vol. 263.
- [56] A. Serjantov and G. Danezis, "Towards an information theoretic metric for anonymity," in *International Workshop on Privacy Enhancing Technologies*. Springer, 2002, pp. 41–53.
- [57] A. Serjantov, R. Dingledine, and P. Syverson, "From a trickle to a flood: Active attacks on several mix types," in *International Workshop on Information Hiding*. Springer, 2002, pp. 36–52.
- [58] A. Serjantov and R. E. Newman, "On the anonymity of timed pool mixes," in *IFIP International Information Security Conference*. Springer, 2003, pp. 427–434.
- [59] E. G. Sirer, S. Goel, M. Robson, and D. Engin, "Eluding carnivores: File sharing with strong anonymity," in *Proceedings of the 11th workshop on ACM SIGOPS European workshop*, 2004, pp. 19–es.
- [60] R. Snader and N. Borisov, "A tune-up for tor: Improving security and performance in the tor network," in *ndss*, vol. 8, 2008, p. 127.
- [61] P. Syverson, "Why i'm not an entropist," in *International Workshop on Security Protocols*. Springer, 2009, pp. 213–230.
- [62] P. Syverson, R. Dingledine, and N. Mathewson, "Tor: The second-generation onion router," in *Usenix Security*, 2004, pp. 303–320.
- [63] The Tor Project, "Tor directory protocol, version 3," <https://gitweb.torproject.org/torspec.git/tree/dir-spec.txt>, accessed: May 2022.
- [64] —, "Tor protocol specification," <https://gitweb.torproject.org/torspec.git/tree/tor-spec.txt>, accessed: May 2022.
- [65] N. Tyagi, Y. Gilad, D. Leung, M. Zaharia, and N. Zeldovich, "Stadium: A distributed metadata-private messaging system," in *Proceedings of the 26th Symposium on Operating Systems Principles*, 2017, pp. 423–440.
- [66] N. Unger and I. Goldberg, "Deniable key exchanges for secure messaging," in *Proceedings of the 22nd ACM SIGSAC Conference on Computer and Communications Security*, ser. CCS '15. New York, NY, USA: Association for Computing Machinery, 2015, p. 1211–1223. [Online]. Available: <https://doi.org/10.1145/2810103.2813616>
- [67] J. Van Den Hooff, D. Lazar, M. Zaharia, and N. Zeldovich, "Vuvuzela: Scalable private messaging resistant to traffic analysis," in *Proceedings of the 25th Symposium on Operating Systems Principles*, 2015, pp. 137–152.
- [68] D. I. Wolinsky, H. Corrigan-Gibbs, B. Ford, and A. Johnson, "Dissent in numbers: Making strong anonymity scale," in *10th USENIX Symposium on Operating Systems Design and Implementation (OSDI 12)*, 2012, pp. 179–182.
- [69] M. K. Wright, M. Adler, B. N. Levine, and C. Shields, "The predecessor attack: An analysis of a threat to anonymous communications systems," *ACM Transactions on Information and System Security (TISSEC)*, vol. 7, no. 4, pp. 489–522, 2004.

## APPENDIX

### A. Guard's Position Considerations

In Section IV-A, we present the Guard idea for Continuous-time mixnets which aims at reducing users' exposure to malicious mixnodes. Choosing the position of the Guard in users' path of length  $L$  is an interesting question leading the following analysis:

- Choosing the last layer could allow a malicious guard to perform re-identification attacks based on prior knowledge. For example, if the network is used to connect to user-dependent destinations (Services, set of contacts), then the *a priori* knowledge of this relation would reveal the identity of the mixnetwork user.
- Choosing a layer in  $[2..L-1]$  has the advantage, compared to Tor, to not directly bind the long-lived guard to the user. That is, discovering the identity of a user's guard does not lead directly to the user, i.e. the Guard's ISP can not be compelled to reveal the client IP addresses connecting to the guard relay. Low-latency anonymity networks such as Tor cannot move the guard's position into some layer  $[2..L-1]$  as their threat's model expect end-to-end traffic confirmation to succeed in deanonymizing a user-destination relation. Therefore, for a low-latency design, moving the guard to a layer  $[2..L-1]$  would achieve nothing. We do not have this issue with Continuous-time mix-networks.
- Choosing the first layer has a massive performance advantage in continuous-time mix networks using Sphinx packets [14], the state of the art packet format specification for Continuous-time mix networks. Indeed, currently, a full cryptographic handshake is performed for each Sphinx packet, which is needlessly costly when all packets are sent to the same first node (the guard), and only one cryptographic handshake for a determined session period would lead to much lower performance impact. One possible method is for clients to perform  $L-1$  Sphinx processing (for hops  $2..L$ ) and 1 TLS processing for the

first hop. We do a small scale experiment for preliminary indicative results. We compare the throughput of a Rust sphinx implementation [48] with a AES-128-GCM openssl benchmark, the most used cipher in TLS1.3, over 1024 bytes blocks. The choice of 1024 bytes comes from the default Sphinx packet size choice. Over a AMD Ryzen 7 3700X, we were able to perform 8261 Sphinx unwrap/s for a payload of 1024 bytes. With AES-128-GCM, we processed  $\approx 500\times$  more packets per seconds. Moreover, TLS has a maximum payload size of 16KiB, which means that multiple sphinx packets can be encrypted within the same record, leading to a performance improvement of  $\approx 600\times$ , on average from our benchmarks.

Therefore, choosing the guard layer position is a trade-off between user anonymity and performance. Users' anonymity benefits from guards in layer  $[2..L - 1]$ , while network performance benefits from guard position in the first layer, and a enhanced first packet processing design described next.

Our experimental analysis and results in this paper are independent of the Guard's position within user's path. We leave choice of trade-off to the implementer.

### B. Fully Compromised Traffic

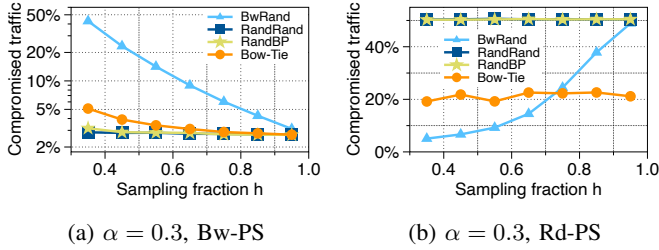


Figure 14: Empirical results of average fully compromised rate for the adversary who controls 30% bandwidth resources in the scenario of bandwidth-weighted path-selection and random path selection.

Here we give further results of average compromised traffic for the adversary who controls 30% bandwidth (i.e.,  $\alpha = 0.3$ ) of the total. Overall, Figure 14 follows the same pattern of average compromised traffic with  $\alpha = 0.2$  as analyzed in Section V-D1. It is worth mentioning that a more resourceful adversary achieves much more compromised traffic regardless of construction algorithms and path selection methods. This is especially evident with BwRand, such as 42.9% compromised traffic with  $\alpha = 0.3$  while 10.9% with  $\alpha = 0.2$  under bandwidth-weighted path selection.

### C. Gini Coefficient

We compute the Gini coefficient over all mixes in mix pool  $\mathcal{P}$  of which the equality of hit rate in each duration of building a mixnet via mix selection. We desire mix selection strategies that produce low Gini coefficients, as this prevents a fixed subset of bad mixes from constant compromising a disproportionate amount of the network's traffic.

To examine the effects of sampling equality, we consider the Gini coefficient to quantify the notion that choosing mixes

uniformly makes it harder for adversary to control a tunnel, while skewing the selection results towards certain type of nodes makes it easier (since the adversary could strategically split more popular nodes). Table I shows the observed Gini coefficient for various mixnet building algorithms summarized from 1000 iterations of mixnet building simulations per number of malicious node.

Table I: Gini Coefficient

Building Strategy	Gini Coef.
BwRand	0.4044
RandRand	0.0102
RandBP	0.0103
Bow-Tie	0.0567

### D. Email Dataset Ethics

The University email dataset collection ethics application was filed with the faculty's ethics process (application #41564). This was approved prior to the IT department initiating the collection of the data. Only select meta-data (from email headers) was collected relevant to email sending patterns. All personal information in the headers was pseudonymized before we were given access.