
Post-hoc Concept Bottleneck Models

Mert Yuksekgonul, Maggie Wang, James Zou

Stanford University

{merty,maggiawang,jamesz}@stanford.edu

Abstract

Concept Bottleneck Models (CBMs) map the inputs onto a set of interpretable concepts (“the bottleneck”) and use the concepts to make predictions. A concept bottleneck enhances interpretability since it can be investigated to understand what concepts the model “sees” in an input and which of these concepts are deemed important. However, CBMs are restrictive in practice as they require concept labels in the training data to learn the bottleneck and do not leverage strong pretrained models. Moreover, CBMs often do not match the accuracy of an unrestricted neural network, reducing the incentive to deploy them in practice. In this work, we address the limitations of CBMs by introducing Post-hoc Concept Bottleneck models (PCBM). We show that we can turn any neural network into a PCBM without sacrificing model performance while still retaining interpretability benefits. When concept annotation is not available on the training data, we show that PCBM can transfer concepts from other datasets or from natural language descriptions of concepts. PCBM also enables users to quickly debug and update the model to reduce spurious correlations and improve generalization to new (potentially different) data. Through a model-editing user study, we show that editing PCBM via concept-level feedback can provide significant performance gains without using any data from the target domain or model retraining.¹

1 Introduction

There is growing interest in developing deep learning models that are interpretable and yet still flexible. One approach is concept analysis (Kim et al., 2018), where the goal is to understand if and how high-level human-understandable features are “engineered” and used by neural networks. For instance, we may like to probe a skin lesion classifier to understand if the *Irregular Streaks* concept is encoded in the embedding space of a skin lesion classifier and used later to make the prediction.

Our work builds on the earlier idea of concept bottlenecks, specifically Concept Bottleneck Models (CBMs) (Koh et al., 2020). Concept bottlenecks are inspired by the idea that we can solve the task of interest by applying a function to an underlying set of human-interpretable concepts. For instance, when trying to classify whether a skin tumor is malignant, dermatologists look for different visual patterns, e.g. existence of *Blue-Whitish Veils* can be a useful indicator of melanoma (Menzies et al., 1996; Lucieri et al., 2020). CBMs train an entire model in an end-to-end fashion by first predicting concepts (e.g. the presence of *Blue-Whitish Veils*), then using these concepts to predict the label.

By constraining the model to only rely on a set of concepts and an interpretable predictor, we can: **explain** what information the model is using when classifying an input by looking at the weights/rules in the interpretable predictor and **understand** when the model made a particular mistake due to incorrect concept predictions.

While CBMs provide several of the benefits mentioned above, they have several key limitations:

¹Code will be available at: <https://github.com/mertyg/post-hoc-cbm>

1. **Data:** CBMs require access to concept labels during model training, i.e. training data should be annotated with which concepts are present. Even though there are a number of densely annotated datasets such as CUB (Wah et al., 2011), this is particularly restrictive for real-world use cases, where training datasets rarely have concept annotations.
2. **Performance:** CBMs often don't match the accuracy of an unrestricted model, potentially reducing the incentive to use them in practice. Moreover, CBMs are trained from scratch by design, and don't leverage state-of-the-art models pretrained using large datasets. For many downstream applications, the transfer learning approach, i.e. fine-tuning a pretrained model on the the downstream task, generally outperforms training from scratch and is less compute intensive.
3. **Model editing:** It is not straightforward to edit and update a CBM. Koh et al. (2020) discuss intervening on the model to fix the prediction for a single input. However, it is not shown how to holistically edit and improve the model itself. Intervening only changes the model behavior for a single sample, but editing changes the model behavior completely. When the model picks up an unintended cue, or learns spurious associations, using the latter approach and editing the concept bottleneck can improve the model performance more generally than an intervention tailored toward one specific input. However, with the current form of CBMs, this can require the user to re-train the backbone and annotate training data. Ideally, we would like to edit models with the help of human input in order to lower computational costs and remove assumptions about data access.

Our contributions. In this work, we propose the **Post-hoc Concept Bottleneck Model (PCBM)** to address these important challenges. PCBM can convert any pre-trained model into a concept bottleneck model, and enhance the model with the desired interpretability benefits. When the training data does not have concept annotations, which is often the case, PCBM flexibly leverages concepts annotated in other datasets and natural language descriptions of concepts. Furthermore, when the available concepts are not sufficiently rich, we introduce a residual modeling step to the PCBM to recover the original blackbox model's performance. In experiments across several tasks, we show that PCBM can be used without a loss in the original model performance. We further show that PCBM enable model edits without retraining or access to data from the target domain, and users can substantially improve model performance with concept-level feedback.

2 Post-hoc Concept Bottleneck Models

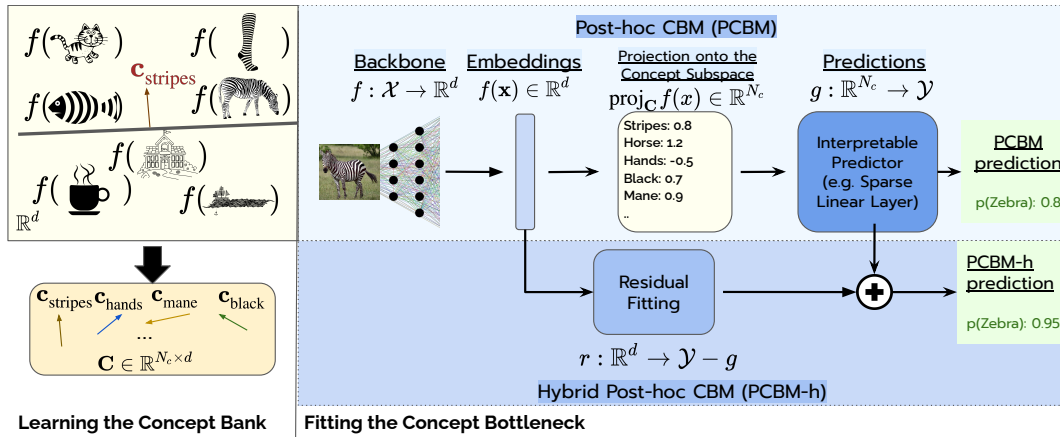


Figure 1: **Post-hoc Concept Bottleneck Models.** First, we learn the CAVs corresponding to the concepts in our concept library. For each concept, e.g. stripes, we train a linear SVM to distinguish the embeddings of examples that contain the concept from those that do not. The CAV is defined as the vector normal to the classification boundary. Collectively, the set of CAVs define a concept subspace, and we project the embeddings produced by the pretrained backbone onto this new subspace. Second, we train an interpretable predictor to classify the examples based on their projections. When the concept library is incomplete, we can construct a PCBM-h by sequentially introducing a residual predictor that maps the original embeddings to the target space.

There are two main steps while building a PCBM. We let $f : \mathcal{X} \rightarrow \mathbb{R}^d$ be any pretrained backbone model, where d is the size of the corresponding embedding space and \mathcal{X} is the input space. For instance, f can be the image encoder of CLIP (Radford et al., 2021) or the model layers up to the penultimate layer of a ResNet (He et al., 2016). An overview of PCBM can be found in 1, and we describe the steps in detail below.

Learning the Concept Subspace (C): To learn concept representations, we make use of CAVs (Concept Activation Vectors) (Kim et al., 2018). In particular, we first define a concept library $I = \{i_1, i_2, \dots, i_{N_c}\}$, where N_c denotes the number of concepts. The concepts in the library can be selected by a domain expert, or learned automatically from the data (Ghorbani et al., 2019; Yeh et al., 2020). For each concept i , we collect embeddings for the positive examples, denoted by the set $P_i = \{f(x_{p_1}), \dots, f(x_{p_{N_p}})\}$, that exhibit the concept, and negative examples $N_i = \{f(x_{n_1}), \dots, f(x_{n_{N_n}})\}$ that do not contain the concept. Importantly, note that unlike CBMs, these samples can be different from the data used to train the backbone model. Following (Kim et al., 2018), we train a linear SVM using P_i and N_i to learn the corresponding CAV, that is, the vector normal to the linear classification boundary. We denote the CAV for concept i by c_i . Let $C \in \mathbb{R}^{N_c \times d}$ denote the matrix of concept vectors, where each row c_i represents the corresponding concept i . Given an input, we project the embedding of the input onto the subspace spanned by concept vectors (the concept subspace). Particularly, we let $f_C(x) = \text{proj}_C f(x) \in \mathbb{R}^{N_c}$, where the i th entry is $f_C^{(i)}(x) = \frac{\langle f(x), c_i \rangle}{\|c_i\|_2^2} \in \mathbb{R}$. It is important to observe that we do not need to annotate the training data with concepts. Namely, the dataset used to learn concepts can be different from the original training data. In several of our experiments, we use held-out datasets to learn the concept subspace.

Leveraging multimodal models to learn concepts: We can also leverage natural language concept descriptions and multimodal models to implement concept bottlenecks. This approach alleviates the need of collecting concept-labeled data to construct the concept subspace. In multimodal models such as CLIP, we have a text encoder f_{text} along with the image encoder, which maps a description to the shared embedding space. We leverage the text encoder to replace the process of learning concept vectors. For instance, for the concept of stripes we have

$$c_{\text{stripes}}^{\text{text}} = f_{\text{text}}(\text{"stripes"}) \quad (1)$$

where the concept vector for stripes is obtained by mapping the prompt using the text encoder. For each concept description, we can collect the text embeddings and construct our multimodal concept bank C^{text} as our subspace.

For a given classification task, we can use ConceptNet (Speer et al., 2017) to obtain useful concepts. ConceptNet is an open knowledge graph, where we can find concepts that have particular relations to a query concept. For instance, we can find relations of the form "A Cat *has* {whiskers, four legs, sharp claws, ...}". Similarly, we can find "parts" of a given class (e.g. "bumper", "roof" for "truck"), or the superclass of a given class (e.g. "animal", "canine" for "dog"). We restrict ourselves to five sets of relations for each class: the *hasA*, *isA*, *partOf*, *HasProperty*, *MadeOf* relations in ConceptNet. We collect all concepts that have these relations with classes in each classification task to build the concept subspace.

Learning the Interpretable Predictor: Next, we define an interpretable predictor that maps the concept subspace to the model prediction. Concretely, let $g : \mathbb{R}^{N_c} \rightarrow \mathcal{Y}$ be an interpretable predictor, such as a sparse linear model or a decision tree, where $\mathcal{Y} = \{1, 2, \dots, K\}$ denotes the label space. An interpretable predictor is desirable because it provides insight into which concepts the model is relying on when making a decision. If a domain expert observes a counter-intuitive phenomenon in the predictor, they can edit the predictor to improve the model. We demonstrate these benefits in our experiments.

To learn the PCBM, we solve the following problem:

$$\min_g \mathbb{E}_{(x,y) \sim \mathcal{D}} [\mathcal{L}(g(f_C(x)), y)] + \frac{\lambda}{N_c K} \Omega(g) \quad (2)$$

where $f_C = \text{proj}_C f(x)$ is the projection onto the concept subspace, $\mathcal{L}(\hat{y}, y)$ is a loss function such as cross-entropy loss, $\Omega(g)$ is a complexity measure to regularize the model, and λ is the regularization strength. Note that concept subspace is fixed during PCBM training. In this work, we use sparse linear models to learn the interpretable predictor, where $g(f_C(x)) = w^T f_C(x) + b$. We apply softmax function to g if the problem is a classification problem. Similarly, we define

$\Omega(g) = \alpha\|\mathbf{w}\|_1 + (1 - \alpha)\|\mathbf{w}\|_2^2$ to be the elastic-net penalty parameterized by α , then normalize by the number of classes and concepts.

The expressiveness of the concept subspace is crucial to PCBM performance. However, even when we have a rich concept subspace, concepts may not be enough to solve a task of interest. When the performance of the PCBM does not match the performance of the original model, users have less incentive to use interpretable models like concept bottlenecks. Next, we aim to address this limitation.

Recovering the original model performance with residual modeling: What happens when the concept bank is not sufficiently expressive, and PCBM performs worse than the original model? For instance, there may be skin lesion descriptors that are not available in the concept library. Ideally, we would like to preserve the original model accuracy while retaining the interpretability benefits. Drawing inspiration from the semiparametric models on fitting residuals (Härdle et al., 2004), we introduce **Hybrid Post-hoc CBMs (PCBM-h)**. Particularly, after fixing the concept bottleneck and the interpretable predictor, we re-introduce the embeddings to ‘fit the residuals’. In particular, we solve the following:

$$\min_r \mathbb{E}_{(x,y) \sim \mathcal{D}} [\mathcal{L}(g(f_C(x)) + r(f(x)), y)] \quad (3)$$

where $r : \mathbb{R}^d \rightarrow \mathcal{Y}$ is the residual predictor. Note that in Equation 3, while training the residual predictor, the trained concept bottleneck (the concept subspace (f_C) and the interpretable predictor(g)) is kept fixed, i.e. fitting PCBM-hs is a sequential procedure. We hypothesize that the residual predictor will compensate for what is missing from the concept bank, and recover the original model accuracy. We implement the residual predictor as a linear model, i.e. $r(f(x)) = w_r^T f(x) + b_r$. Given a trained PCBM-h, if we would like to observe model performance in the absence of the residual predictor, we can simply drop r (in other words, concept contributions do not depend on the residual step). The difference in the performance can also be considered as a measure of the incompleteness of the set of concepts (Yeh et al., 2020).

3 Experiments

We evaluate the PCBM and PCBM-h in challenging image classification and medical settings, demonstrating several use cases for PCBMs. We further address practical concerns and show that PCBMs can be used without a loss in the original model performance. We used the following data sets to systematically evaluate the PCBM and PCBM-h.

CIFAR10, CIFAR100 (Krizhevsky et al., 2009) We use CLIP-ResNet50(Radford et al., 2021) as the backbone model for CIFAR experiments, following linear probing methodology to evaluate the original model. For the concept bottleneck, we use 170 concepts introduced in (Abid et al., 2021) which are extracted from the BRODEN visual concepts dataset (Fong & Vedaldi, 2018). These concepts include objects (e.g. *dog*), settings (e.g. *snow*) textures (e.g. *stripes*), and (d) image qualities (e.g. *blurriness*). The full list of concepts can be found in (Abid et al., 2021).

CUB (Wah et al., 2011) In the 200-way bird identification task, we use a ResNet18(He et al., 2016) trained on the CUB dataset². We use training/validation splits shared in (Koh et al., 2020) and the 312 concepts provided in the CUB dataset, which indicate various features including *wing shape*, *back pattern*, *eye color*, and more.

HAM10000 (Tschandl et al., 2018) is a dataset of dermoscopic images, which contain skin lesions from a representative set of diagnostic categories. The task is detecting whether a skin lesion is benign or malignant. We use the Inception(Szegedy et al., 2015) model trained on this dataset, which is available from (Daneshjou et al., 2021). Following the setting in (Lucieri et al., 2020), we collect concepts from the Derm7pt (Kawahara et al., 2018) dataset. The 8 concepts obtained from this dataset include *Blue Whitish Veil*, *Pigmented Networks*, *Regression Structures*, which are reportedly associated with the malignancy of a lesion.

SIIM-ISIC(Rotemberg et al., 2021) To test a real-world transfer learning use case, we evaluate the model trained on HAM10000 on a subset of the SIIM-ISIC Melanoma Classification dataset. We use 2000 images for training (400 malignant, 1600 benign) and evaluate the model on a held-out set of 500 images (100 malignant, 400 benign). We evaluate the original model performance using a linear probe. We use the same concepts described in the HAM10000 dataset.

²The CUB pretrained model is obtained from <https://github.com/osmr/imgclsmbob>

We emphasize that in all of our experiments except CUB, we learn concepts using a held-out dataset. Namely, while the original CBMs need to have concept annotations for training images, we remove this limitation by post-hoc learning of concepts with any dataset.

To learn the concept subspace, we use 50 pairs of positive and negative images for each concept to train a Linear SVM. For each of these datasets, we first train the PCBM for 10 epochs. Next, we train the PCBM-h for 10 more epochs using the residual fitting step. Finally, we compare PCBM and PCBM-hs to the performance of the original model on the held-out test datasets. We use Adam (Kingma & Ba, 2015) to solve the optimization problems. We refer to the Appendix for details on training, concept information and hyperparameters. All experiments were performed on a single NVIDIA Titan Xp GPU.

Concept bottlenecks do not hurt the full model performance: In Table 3, we report results over these five datasets. PCBM achieves comparable performance to the original model in all datasets except CIFAR100, and PCBM-h matches the performance in all scenarios. Strikingly, PCBM matches the performance of the original model in HAM10000 and ISIC, *with as low as 8 human-interpretable concepts*. In CIFAR100, we hypothesize that the concept bank available is not sufficient to classify finer-grained classes, and hence there is a performance gap between the PCBM and the original model. When the concept bank is not sufficient to solve the task, PCBM-h can be introduced to recover the original model performance while retaining the benefits of PCBM (see next sections).

Table 1: **Post-hoc Concept Bottlenecks do not hurt model performance.** Here we report model accuracies over different scenarios for the original model and PCBM. In CIFAR100, PCBM performs poorly since the concept bank is not expressive enough to solve a finer-grained task; however, PCBM-h recovers original model accuracy. Strikingly, PCBM matches the performance of the original model in HAM10000 and ISIC, *with as few as 8 human-interpretable concepts*. Original CBMs cannot be trained on CIFAR/HAM10000/ISIC, as they do not have concept labels in the training dataset.

	CIFAR10	CIFAR100	CUB	HAM10000	ISIC
Original Model	0.888	0.701	0.612	0.891	0.830
PCBM	0.705	0.432	0.596	0.887	0.828
PCBM-h	0.879	0.684	0.635	0.912	0.832
Change in Accuracy	-0.009	-0.017	0.023	0.021	0.002

PCBM using CLIP concepts: When labeled examples to learn concepts are not available, we can use multimodal embeddings like CLIP to automatically generate concepts. Using ConceptNet, we obtain concept descriptions for CIFAR10 and CIFAR100 tasks (206 and 527 concepts, respectively), using the relations described in 2. The concept subspace is obtained by using text embeddings for the concept descriptions generated by the ResNet50 variant of

	CIFAR10	CIFAR100
Original Model (CLIP)	0.888	0.701
PCBM w/ labeled concepts	0.705	0.432
PCBM w/ CLIP concepts	0.845	0.560
PCBM-h w/ CLIP concepts	0.876	0.699

Table 2: **Concept Bottlenecks with CLIP concepts.** When a concept bank is not available, we can use natural language descriptions of concepts with CLIP to implement concept bottlenecks.

CLIP. In Table 2, we give an overview of the results. We observe that with a more expressive multimodal bottleneck, we can almost recover the original model accuracy in CIFAR10, and we reduce the performance gap in CIFAR100. CLIP contains extensive knowledge of natural images, and thus captures natural image concepts (e.g. *red, thorns*). However, CLIP is less reliable at representing more granular or domain specific concepts (e.g. *blue whitish veils*) and hence this methodology is less applicable to more domain-specific applications. There is a recent trend in training multimodal models for biomedical applications (Zhang et al., 2020; EleutherAI). However these models are trained with smaller datasets and are less competitive. We hope that as these models improve, concept bottlenecks will be easier to deploy using our methodology.

Explanations in PCBM: In Figure 2, we provide sample concept weights in the corresponding PCBM. For instance in HAM10000, PCBM uses *Blue Whitish Veils, Atypical Pigment Networks and Irregular Streaks* to identify malignant lesions, whereas *Typical Pigment Networks, Regular Streaks*

and *Regular Dots and Globules* are used to identify benign lesions. These associations are consistent with medical knowledge, which discussed how these characteristics are associated with malignant and benign lesions (Menzies et al., 1996; Lucieri et al., 2020). We observe similar cases in CIFAR-10 and CIFAR-100, where the class Rose is associated with the concepts *Flower*, *Thorns* and *Red*. Note that the concept weights for PCBM-h is exactly the same as for PCBM since the residual is fit after the concepts weights are fixed. Therefore, PCBM-h provides the same concept interpretations as PCBM.

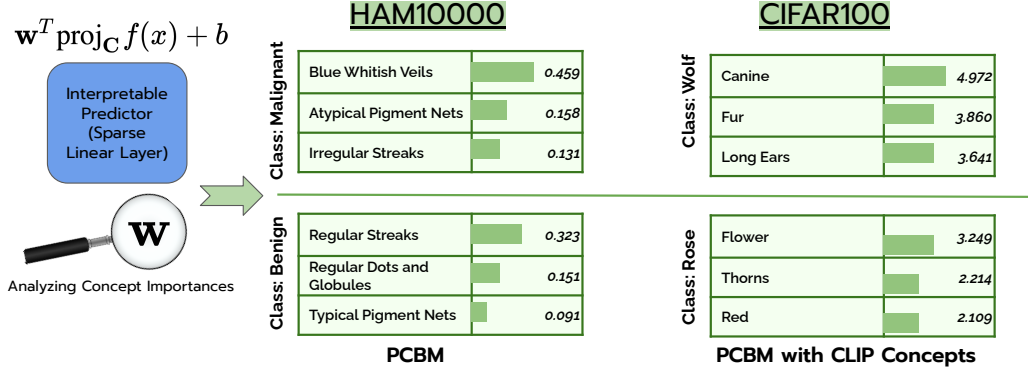


Figure 2: **Explaining Post-hoc CBMs.** We report the top 3 largest weights in the linear layer for the shown classes. For instance, *Blue Whitish Veils*, *Atypical Pigment Networks* and *Irregular Streaks* have the large weights for classifying whether a skin lesion is malignant. These are consistent with dermatologists’ findings (Menzies et al., 1996).

4 Model editing with Post-hoc Concept Bottlenecks

When we observe a counter-intuitive phenomenon or a spurious correlation in the concept bottleneck, can we make the model perform better by simple edit operations? In this section, we show that PCBM comes with the benefit of easy concept-level model feedback. Unlike most existing model editing approaches, *we do not need any data from either the train or target domains to perform the model edit*, which can be a significant advantage in practice when data is inaccessible. Given a trained PCBM, we edit our concept bottleneck by manipulating the concept weights. For simplicity, in the experiments below we only focus on positive weights in the linear model.

4.1 Controlled experiment: editing PCBM when the spurious concept is known

For our editing experiments, we use the Metashift(Liang & Zou, 2022) dataset to simulate distribution shifts. We use 10 different scenarios where there is a distribution shift for a particular class between the training and test datasets. For instance, during training, we only use table images that also contain a dog in the image, and test the model with table images where there is not a dog in the image. We denote the training domain as *table(dog)*. We give more details and the results of all domains in the Appendix. We use an ImageNet pretrained ResNet50 variant as our backbone and the visual concept bank described in the Experiments section. Given a PCBM, we evaluate three **editing strategies**:

1. **Prune:** We set the weight of a particular concept on a particular class prediction to 0, i.e. for a concept indexed by i , we let $\tilde{w}_i = 0$.
2. **Prune+Normalize:** After applying pruning, we rescale the concept weights. Let P denote the indices of positive weights that are pruned, \tilde{P} denote the indices of weights that remain, and $\mathbf{w}_P, \mathbf{w}_{\tilde{P}}$ be corresponding weight vectors for the particular class. We rescale each weight to match the original norm of the vector by letting $\forall i \in \tilde{P}, \tilde{w}_i = w_i(1 + \frac{\|\mathbf{w}_P\|_1}{\|\mathbf{w}_{\tilde{P}}\|_1})$, leading to $\|\tilde{\mathbf{w}}\|_1 = \|\mathbf{w}\|_1$. The normalization step alleviates the imbalance between class weights upon pruning concepts with large weights for a particular class.
3. **Fine-tune (Oracle):** We compare our simple editing strategies to fine-tuning on the test domain, which can be considered an oracle. Particularly, we fine-tune the PCBM using samples from the test domain, and then test the fine-tuned model with a set of held-out samples.

In the context of Metashift experiments, we simply edit the concept spuriously correlated with a particular class. Concretely, for the domain *table(dog)*, we prune the weight of the *dog* concept for the class *table*. In Table 4.1, we report the result of our editing experiments over 10 scenarios. We observe that for PCBM, the Prune+Normalize strategy can recover almost half of the accuracy gains achieved by fine-tuning on the original test domain. Further, we observe that PCBM-h obtains lower accuracy gains with model editing. In PCBM, we can remove the concept from the model, but in PCBM-h, there may still be leftover information about the spurious concept in the residual part of the model. This is in line with our expectations, i.e. PCBM-h is a ‘less’ interpretable but more powerful variant of PCBM. While it still offers partial editing improvements that would not be possible with the vanilla model, it does not bring as much improvement as the PCBM.

Table 3: **Model edits with Post-Hoc CBMs.** We report results over 10 distribution shift experiments generated using Metashift. Accuracy and edit gains are averaged over 10 scenarios and are reported as *mean ± standard error*. We observe that very simple editing strategies in the concept subspace provide almost 50% of the gains made by fine-tuning on the test domain.

	Unedited	Prune	Prune + Normalize	Fine-tune (Oracle)
PCBM Accuracy	0.656 ± 0.025	0.686 ± 0.026	0.750 ± 0.019	0.859 ± 0.028
PCBM Edit Gain	—	0.029	0.093	0.202
PCBM-h Accuracy	0.657 ± 0.039	0.672 ± 0.033	0.713 ± 0.027	0.861 ± 0.032
PCBM-h Edit Gain	—	0.017	0.058	0.190

Even though our edit strategy is extremely simple, we can recover almost half of the gains made by fine-tuning the model. It is particularly easy-to-use since it can be applied without fine-tuning or using any knowledge or data from the target domain. However, this methodology requires the knowledge of the spurious concept in the training domain. This may not be realistic in practice, and in the next section we turn to human users for guidance.

4.2 User study: editing PCBM with human guidance

One of the advantages to pruning is that it is naturally amenable to bringing humans in the loop. Rather than attempting to automate the edits, we can rely on a human to pick concepts that make logical sense to prune. We show that users make fast and insightful pruning decisions that improve model performance on test data when there is a distribution shift. Notably, these decisions can be made even when the user knows little about the model architecture and has no knowledge of the true underlying spurious correlation in the training data. We conduct a user study where we explore the benefits of human-guided pruning on PCBM and PCBM-h performance.

Study Design:

We construct 9 MetaShift scenarios with a distribution shift for one of the classes between the training and testing datasets, which we refer to as the "shifted class". For instance, all of the training images for the class *Keyboard* also contain a *Cat* in the image, whereas test images do not have a cat in the image. A complete list of the 9 scenarios can be found in the Appendix. For each scenario, we train a PCBM and a PCBM-h with CLIP concepts on the training dataset, and task the users with making edits to the trained models by selecting concepts to prune. We use CLIP’s ResNet50 variant as our backbone, and leverage ConceptNet as described earlier for the PCBM with CLIP concepts experiments.

Figure 3 shows the concept-selection interface. We refer to the Appendix for the full set of instructions given to the user. The display consists of the classification task the model was trained on and the concepts with the ten most positive weights for the shifted class. The user freely selects a subset of the concepts to prune. Neither the




Figure 3: **User Study Interface.** We train PCBM on MetaShift scenarios, each with a distribution shift between the training and test datasets. The user selects concepts to prune from the model.

original model accuracy nor the accuracy after pruning are revealed to the user until all scenarios are completed. The target audience for the study was machine learning practitioners and researchers; 30 volunteers participated for a total of $30 \times 9 = 270$ experiments. IRB was not required due to the low-risk nature of the task.

Human-guided editing is fast and improves model accuracy: Even though we do not impose any time limits, participants make fast pruning decisions. On average, users prune 3.65 ± 0.39 concepts in 34.3 ± 6.4 s per scenario. We evaluate the effectiveness of user pruning by comparing the model accuracy after user pruning to the accuracy of the unedited model on a held-out dataset from the test domain. All 30/30 users improve the model accuracy when averaged over scenarios. 8/30 users improve model accuracy in *all* scenarios and 26/30 users improve model accuracy in at least 6 scenarios.

We compare our human-guided editing strategy to three baselines:

1. **Random Pruning:** We uniformly select without replacement a subset of the top ten concepts to prune, matching the number of concepts pruned by the user for a fair comparison.
2. **Greedy Pruning (Oracle):** We iteratively select one of the top ten concepts that, when pruned, improves model accuracy the most samples from the test domain; again, we match the number of concepts pruned by the user.
3. **Fine-tune (Oracle):** The model is fine-tuned on samples from the test domain.

Table 4: **Human-guided editing improves model accuracy for PCBM with CLIP concepts (N=30).** We show the test accuracy on the shifted class averaged across 9 MetaShift scenarios, before and after the model is edited. Accuracies and edit gains are reported as *mean \pm standard error*. (For the pruning strategies, we first compute the mean test accuracy across users within each scenario, then calculate the overall mean and standard error from the within-scenario means). We see that user pruning surpasses random pruning and can achieve nearly 50% of the accuracy gains made by fine-tuning and over 80% of the accuracy gains made by greedy pruning.

	Unedited	Random Prune	User Prune	Greedy Prune (Oracle)	Fine-tune (Oracle)
PCBM Accuracy	0.620 ± 0.035	0.604 ± 0.039	0.719 ± 0.042	0.740 ± 0.041	0.824 ± 0.049
PCBM Edit Gain	—	-0.016	0.099	0.120	0.204
PCBM-h Accuracy	0.642 ± 0.034	0.622 ± 0.037	0.736 ± 0.034	0.766 ± 0.034	0.856 ± 0.018
PCBM-h Edit Gain	—	-0.020	0.094	0.124	0.224

We consider greedy pruning and retraining to be oracles, since they require "leaked" knowledge of the test domain. Table 4 reports the model performance improvements for PCBM and PCBM-h, averaged over all 270 experiments in the user study. Improvements within each separate scenario can be found in the Appendix. We note that even though there is the residual component in PCBM-h, we can still improve model performance by editing the concept bottleneck. We observe that user pruning achieves marked improvement in model performance compared to the unedited model and attains around 50% of the accuracy gains from fine-tuning. Furthermore, user pruning can achieve as much as 80% of the gains from greedy pruning.

5 Related Works

Concepts Human-understandable concepts draw increasing interest to interpret model behavior (Kim et al., 2018; Bau et al., 2017, 2020). Related work focuses on understanding if neural networks encode and use concepts (Lucieri et al., 2020; Kim et al., 2018; McGrath et al., 2021), or generate counterfactual explanations to understand model behavior (Ghandeharioun et al., 2021; Abid et al., 2021; Akula et al., 2020). These works mostly use a set of human-specified concepts to analyze model behavior, however, there is an increasing interest in automatically discovering the concepts that are used by a model (Yeh et al., 2020; Ghorbani et al., 2019; Lang et al., 2021).

Concept bottleneck models (CBMs) (Koh et al., 2020) extend the earlier idea (Lampert et al., 2009; Kumar et al., 2009) of decomposing a task into two parts by first predicting the concepts, then using concepts predicting the target. CBMs bring about interpretability and intervenability benefits, while requiring training the model using concept labels for the entire training dataset, which is a key limitation. Recent work inspects Concept Bottleneck Models (Mahinpei et al., 2021; Margeloiu et al., 2021) and reveals that end-to-end learned concept representations encode information beyond the

desired concept, and may not be interpretable. PCBM-h is inspired by semiparametric models on fitting residuals (Härdle et al., 2004).

Model Editing Model editing aims to achieve the removal or modification of information in a given neural network. Several models investigated editing factual knowledge in language models; Zhu et al. (2020) uses variants of fine-tuning to achieve this objective while retaining performance on unmodified factual knowledge, and Mitchell et al. (2021); De Cao et al. (2021); Hase et al. (2021) updates the model by training a separate network to modify model parameters achieving the desired edit. Similarly, Sotoudeh & Thakur (2021) proposes "repairing" models by finding minimal parameter updates that satisfies a given specification. One thread of work focuses on intervening on the latent space of neural networks to alter the generated output towards a desired state, e.g. removal of artifacts or manipulation of object positions (Sinitsin et al., 2020; Bau et al., 2020; Santurkar et al., 2021). For instance, Bau et al. (2020) edits generative models, Santurkar et al. (2021) edits classifiers by modifying 'rules', such as making a model perceive the concept of a 'snowy road' as the concept of a 'road', and they achieve this by modifying minimal updates to specific feature extractors.

6 Limitations and Conclusion

In this work, we presented Post-hoc CBMs as a way of converting any model into a CBM, retaining the original model performance without losing the interpretability benefits. Many benefits of CBMs depend on the quality of the concept library. The concept set should be expressive enough to solve the task of interest. Users should be careful about the concept dataset we use to learn concepts, which can reflect various biases. While there are several such real-world tasks, it is an open question if human-constructed concept bottlenecks can solve larger-scale tasks(e.g. ImageNet level). Hence, finding concept subspaces for models in an unsupervised fashion is an active area of research that will help with usability and expressivity of concept bottlenecks. Multimodal models provide an effective interface for concept-level reasoning, yet it is unclear what is the optimal way to have humans in the loop. Here, we presented a simple way of taking human input via concept pruning, and how to incorporate richer feedback is an interesting direction of future work.

References

- Abubakar Abid, Mert Yuksekgonul, and James Zou. Meaningfully explaining model mistakes using conceptual counterfactuals. *arXiv preprint arXiv:2106.12723*, 2021.
- Arjun Akula, Shuai Wang, and Song-Chun Zhu. Cocox: Generating conceptual and counterfactual explanations via fault-lines. In *Proceedings of the AAAI Conference on Artificial Intelligence*, 2020.
- David Bau, Bolei Zhou, Aditya Khosla, Aude Oliva, and Antonio Torralba. Network dissection: Quantifying interpretability of deep visual representations. In *Proceedings of the IEEE conference on computer vision and pattern recognition*, pp. 6541–6549, 2017.
- David Bau, Steven Liu, Tongzhou Wang, Jun-Yan Zhu, and Antonio Torralba. Rewriting a deep generative model. In *European Conference on Computer Vision*, pp. 351–369. Springer, 2020.
- Roxana Daneshjou, Kailas Vodrahalli, Weixin Liang, Roberto A Novoa, Melissa Jenkins, Veronica Rotemberg, Justin Ko, Susan M Swetter, Elizabeth E Bailey, Olivier Gevaert, et al. Disparities in dermatology ai: Assessments using diverse clinical images. *arXiv preprint arXiv:2111.08006*, 2021.
- Nicola De Cao, Wilker Aziz, and Ivan Titov. Editing factual knowledge in language models. *arXiv preprint arXiv:2104.08164*, 2021.
- EleutherAI. CLASP: Contrastive Language Aminoacid Sequence Pretraining, 2021. URL <https://github.com/MicPie/clasp>.
- Ruth Fong and Andrea Vedaldi. Net2vec: Quantifying and explaining how concepts are encoded by filters in deep neural networks. In *Proceedings of the IEEE conference on computer vision and pattern recognition*, pp. 8730–8738, 2018.
- Asma Ghandeharioun, Been Kim, Chun-Liang Li, Brendan Jou, Brian Eoff, and Rosalind W Picard. Dissect: Disentangled simultaneous explanations via concept traversals. *arXiv preprint arXiv:2105.15164*, 2021.
- Amirata Ghorbani, James Wexler, James Y Zou, and Been Kim. Towards automatic concept-based explanations. *Advances in Neural Information Processing Systems*, 32, 2019.
- Wolfgang Härdle, Marlene Müller, Stefan Sperlich, and Axel Werwatz. *Nonparametric and semi-parametric models*, volume 1. Springer, 2004.
- Peter Hase, Mona Diab, Asli Celikyilmaz, Xian Li, Zornitsa Kozareva, Veselin Stoyanov, Mohit Bansal, and Srinivasan Iyer. Do language models have beliefs? methods for detecting, updating, and visualizing model beliefs. *arXiv preprint arXiv:2111.13654*, 2021.
- Kaiming He, Xiangyu Zhang, Shaoqing Ren, and Jian Sun. Deep residual learning for image recognition. In *Proceedings of the IEEE conference on computer vision and pattern recognition*, pp. 770–778, 2016.
- Jeremy Kawahara, Sara Daneshvar, Giuseppe Argenziano, and Ghassan Hamarneh. Seven-point checklist and skin lesion classification using multitask multimodal neural nets. *IEEE journal of biomedical and health informatics*, 23(2):538–546, 2018.
- Been Kim, Martin Wattenberg, Justin Gilmer, Carrie Cai, James Wexler, Fernanda Viegas, et al. Interpretability beyond feature attribution: Quantitative testing with concept activation vectors (tcav). In *International conference on machine learning*, pp. 2668–2677. PMLR, 2018.
- Diederik P. Kingma and Jimmy Ba. Adam: A method for stochastic optimization. In Yoshua Bengio and Yann LeCun (eds.), *3rd International Conference on Learning Representations, ICLR 2015, San Diego, CA, USA, May 7-9, 2015, Conference Track Proceedings*, 2015. URL <http://arxiv.org/abs/1412.6980>.
- Pang Wei Koh, Thao Nguyen, Yew Siang Tang, Stephen Mussmann, Emma Pierson, Been Kim, and Percy Liang. Concept bottleneck models. In *International Conference on Machine Learning*, pp. 5338–5348. PMLR, 2020.

- Alex Krizhevsky, Geoffrey Hinton, et al. Learning multiple layers of features from tiny images. 2009.
- Neeraj Kumar, Alexander C Berg, Peter N Belhumeur, and Shree K Nayar. Attribute and simile classifiers for face verification. In *2009 IEEE 12th international conference on computer vision*, pp. 365–372. IEEE, 2009.
- Christoph H Lampert, Hannes Nickisch, and Stefan Harmeling. Learning to detect unseen object classes by between-class attribute transfer. In *2009 IEEE conference on computer vision and pattern recognition*, pp. 951–958. IEEE, 2009.
- Oran Lang, Yossi Gandelsman, Michal Yarom, Yoav Wald, Gal Elidan, Avinatan Hassidim, William T Freeman, Phillip Isola, Amir Globerson, Michal Irani, et al. Explaining in style: Training a gan to explain a classifier in stylespace. In *Proceedings of the IEEE/CVF International Conference on Computer Vision*, pp. 693–702, 2021.
- Weixin Liang and James Zou. Metashift: A dataset of datasets for evaluating contextual distribution shifts and training conflicts. *arXiv preprint arXiv:2202.06523*, 2022.
- Adriano Lucieri, Muhammad Naseer Bajwa, Stephan Alexander Braun, Muhammad Imran Malik, Andreas Dengel, and Sheraz Ahmed. On interpretability of deep learning based skin lesion classifiers using concept activation vectors. In *2020 International Joint Conference on Neural Networks (IJCNN)*, pp. 1–10. IEEE, 2020.
- Anita Mahinpei, Justin Clark, Isaac Lage, Finale Doshi-Velez, and Weiwei Pan. Promises and pitfalls of black-box concept learning models. *arXiv preprint arXiv:2106.13314*, 2021.
- Andrei Margeloiu, Matthew Ashman, Umang Bhatt, Yanzhi Chen, Mateja Jamnik, and Adrian Weller. Do concept bottleneck models learn as intended? *arXiv preprint arXiv:2105.04289*, 2021.
- Thomas McGrath, Andrei Kapishnikov, Nenad Tomašev, Adam Pearce, Demis Hassabis, Been Kim, Ulrich Paquet, and Vladimir Kramnik. Acquisition of chess knowledge in alphazero. *arXiv preprint arXiv:2111.09259*, 2021.
- SW Menzies, C Ingvar, and WH McCarthy. A sensitivity and specificity analysis of the surface microscopy features of invasive melanoma. *Melanoma research*, 6(1):55–62, 1996.
- Eric Mitchell, Charles Lin, Antoine Bosselut, Chelsea Finn, and Christopher D Manning. Fast model editing at scale. *arXiv preprint arXiv:2110.11309*, 2021.
- Alec Radford, Jong Wook Kim, Chris Hallacy, Aditya Ramesh, Gabriel Goh, Sandhini Agarwal, Girish Sastry, Amanda Askell, Pamela Mishkin, Jack Clark, et al. Learning transferable visual models from natural language supervision. In *International Conference on Machine Learning*, pp. 8748–8763. PMLR, 2021.
- Veronica Rotemberg, Nicholas Kurtansky, Brigid Betz-Stablein, Liam Caffery, Emmanouil Chousakos, Noel Codella, Marc Combalia, Stephen Dusza, Pascale Guitera, David Gutman, et al. A patient-centric dataset of images and metadata for identifying melanomas using clinical context. *Scientific data*, 8(1):1–8, 2021.
- Shibani Santurkar, Dimitris Tsipras, Mahalaxmi Elango, David Bau, Antonio Torralba, and Aleksander Madry. Editing a classifier by rewriting its prediction rules. *Advances in Neural Information Processing Systems*, 34, 2021.
- Anton Sinitsin, Vsevolod Plokhotnyuk, Dmitry Pyrkun, Sergei Popov, and Artem Babenko. Editable neural networks. In *International Conference on Learning Representations*, 2020. URL <https://openreview.net/forum?id=HJedXaEtvS>.
- Matthew Sotoudeh and Aditya V Thakur. Provable repair of deep neural networks. In *Proceedings of the 42nd ACM SIGPLAN International Conference on Programming Language Design and Implementation*, pp. 588–603, 2021.
- Robyn Speer, Joshua Chin, and Catherine Havasi. Conceptnet 5.5: An open multilingual graph of general knowledge. In *Thirty-first AAAI conference on artificial intelligence*, 2017.

- Christian Szegedy, Wei Liu, Yangqing Jia, Pierre Sermanet, Scott Reed, Dragomir Anguelov, Dumitru Erhan, Vincent Vanhoucke, and Andrew Rabinovich. Going deeper with convolutions. In *Proceedings of the IEEE conference on computer vision and pattern recognition*, pp. 1–9, 2015.
- Philipp Tschandl, Cliff Rosendahl, and Harald Kittler. The ham10000 dataset, a large collection of multi-source dermatoscopic images of common pigmented skin lesions. *Scientific data*, 5(1):1–9, 2018.
- Catherine Wah, Steve Branson, Peter Welinder, Pietro Perona, and Serge Belongie. The caltech-ucsd birds-200-2011 dataset. 2011.
- Chih-Kuan Yeh, Been Kim, Serkan Arik, Chun-Liang Li, Tomas Pfister, and Pradeep Ravikumar. On completeness-aware concept-based explanations in deep neural networks. *Advances in Neural Information Processing Systems*, 33:20554–20565, 2020.
- Yuhao Zhang, Hang Jiang, Yasuhide Miura, Christopher D Manning, and Curtis P Langlotz. Contrastive learning of medical visual representations from paired images and text. *arXiv preprint arXiv:2010.00747*, 2020.
- Chen Zhu, Ankit Singh Rawat, Manzil Zaheer, Srinadh Bhojanapalli, Daliang Li, Felix Yu, and Sanjiv Kumar. Modifying memories in transformer models. *arXiv preprint arXiv:2012.00363*, 2020.

A Training Details

Hyperparameters: All of our experiments were run with learning rate 0.01, ElasticNet sparsity ratio parameter $\alpha = 0.99$. Regularization strength for the CIFAR, CUB, Dermatology and Metashift experiments was $\frac{\lambda}{KN_c} = 0.05$. We trained all our models on a single NVIDIA-Titan Xp gpu. All of the models were trained for a total of 10 epochs.

Dataset Details:

1. Metashift: For all metashift experiments, we have 5 class classification problems. We have 50 images for each class as the training set, and 50 images for each class in the test dataset, which are different from the training images.
2. CIFAR: We use the original training and test splits of CIFAR datasets.
3. Ham10k: We split 80% of the HAM10k dataset and use it as the training set, and use the remaining 20% as the test data.
4. ISIC: We use 2000 images for training (400 malignant, 1600 benign) and evaluate the model on a held-out set of 500 images (100 malignant, 400 benign).
5. CUB: We use the training and test splits provided in the Koh et al. 2020 paper.

Visual Concepts: We used Broden Visual concept bank for CIFAR and controlled editing experiments, CUB’s training data for CUB concepts, and derm7pt dataset for dermatology concepts. For each of these, we use 50 pairs of positive and negative images, and learn a linear SVM. We use the vector normal to the decision boundary as the concept vector.

Multimodal concepts: For concept learning, we leveraged ConceptNet hierarchy. For each classification task, we searched concept net for the class name, and obtained concepts that have the following relation with the query concept: *hasA*, *isA*, *partOf*, *HasProperty*, *MadeOf*. We share the code for obtaining natural language concepts using ConceptNet. For each of these concepts, we obtain the text embedding using CLIP and use those as the concept vector.

B Controlled Metashift Experiments for Model Editing

For Metashift, we have 2 tasks. Both tasks are 5-class object recognition tasks, where in the first one classes are *airplane*, *bed*, *car*, *cow*, *keyboard*, and for the second one we have *beach*, *computer*, *motorcycle*, *stove*, *table*. For each of these, we use a ResNet18 pretrained on ImageNet as the backbone of the P-CBM, and then use 100 images per class to train the concept bottleneck. For all

experiments, we use the Adam Optimizer with a learning rate of 0.05, the regularization parameters $\lambda = 0.05$, $\alpha = 0.99$. Similar to CIFAR experiments, we use the Broden Concept dataset. Below we give the entire set of results.

Train	Test	Model	Original	Prune	Prune+Normalize	Fine-Tune
bed(dog)	bed(cat)	P-CBM	0.760	0.760	0.760	0.920
bed(cat)	bed(dog)	P-CBM	0.680	0.700	0.720	0.940
table(dog)	table(cat)	P-CBM	0.520	0.540	0.620	0.760
table(cat)	table(dog)	P-CBM	0.660	0.700	0.740	0.760
table(books)	table(dog)	P-CBM	0.600	0.580	0.780	0.720
table(books)	table(cat)	P-CBM	0.620	0.680	0.800	0.820
car(dog)	car(cat)	P-CBM	0.718	0.718	0.744	0.949
car(cat)	car(dog)	P-CBM	0.620	0.760	0.840	0.840
cow(dog)	cow(cat)	P-CBM	0.778	0.750	0.778	0.944
keyboard(dog)	keyboard(cat)	P-CBM	0.620	0.580	0.720	0.940
bed(dog)	bed(cat)	HP-CBM	0.760	0.760	0.780	0.900
bed(cat)	bed(dog)	HP-CBM	0.760	0.740	0.760	0.940
table(dog)	table(cat)	HP-CBM	0.600	0.620	0.640	0.780
table(cat)	table(dog)	HP-CBM	0.540	0.580	0.640	0.820
table(books)	table(dog)	HP-CBM	0.660	0.700	0.760	0.680
table(books)	table(cat)	HP-CBM	0.760	0.800	0.820	0.780
car(dog)	car(cat)	HP-CBM	0.795	0.769	0.795	0.974
car(cat)	car(dog)	HP-CBM	0.640	0.660	0.740	0.720
cow(dog)	cow(cat)	HP-CBM	0.639	0.639	0.639	0.917
keyboard(dog)	keyboard(cat)	HP-CBM	0.400	0.460	0.560	0.940

Table 5: Results of the Metashift editing experiments.

C User Study

C.1 User Interface

Below, we provide screenshots of the initial launch page and the concluding summary page from the user study. For the concept-selection interface, refer to the main paper.

Background

Typical end-to-end deep learning models for image classification are difficult-to-interpret black boxes that map input pixels directly to prediction. A **Post-hoc Concept Bottleneck Model (PCBM)** enhances interpretability by making output predictions using human-understandable concepts. It first maps the image input to a "bottleneck" of concepts, that maps the concepts to predictions. A PCBM offers insight into what concepts the model "sees" in the input and what concepts it deems as "important" and "relevant" for making the prediction.

Instructions

We are giving you the power to *edit* a trained PCBM! You will be asked to perform edits for 9 scenarios. In each scenario, the model has been trained for a 5-class classification task. 1 of the 5 classes will be designated as a class of interest. You will be shown the 10 concepts our model relies on the most to predict this class of interest, i.e. the 10 concepts with the most positive weights.

Your job is to remove concepts from the model that might hinder generalization. In other words, **the goal of your edits is to improve the prediction accuracy for the class of interest in the real world**. For instance, it might make sense to zero out concepts that seem completely unrelated to the class. You may also use other rationales to choose which concepts to remove.



First Name

Last Name

Start

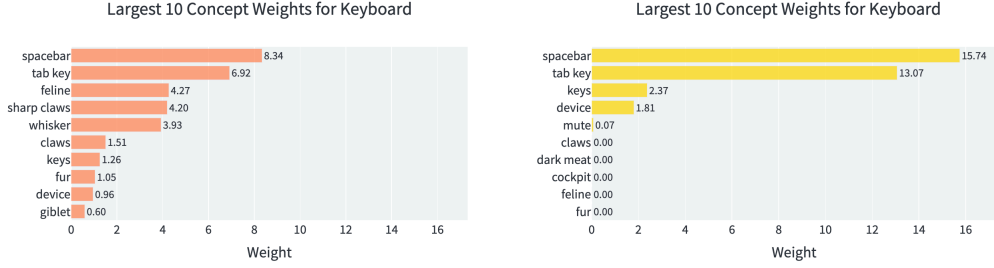
Figure 4: **Launch page for user study.** Before starting the editing tasks, participants are shown a launch page containing a brief background section on PCBM and a set of instructions.

Scenario 1 / 9

The model was trained to distinguish *Beach*, *Bus*, *Airplane*, *Keyboard*, and *Bird*.

Before removing concepts

After removing concepts



Class	Spurious correlation	You removed	Time (s)	Unedited Accuracy	Unedited keyboard Accuracy	Edited Accuracy	Edited keyboard Accuracy
keyboard	cat	['feline', 'sharp claws', 'whisker', 'claws', 'fur', 'giblet']	11.38	0.75	0.52	0.81	0.84

Figure 5: **Summary page for user study.** After completing all 9 scenarios, participants are shown a summary page that includes the user’s choice of concepts, the accuracy of the unedited model, and the accuracy achieved by the edited model.

C.2 Human-guided PCBM editing: Detailed performance results

In each of the 9 scenarios in the user study, the underlying classification task is a 5-class object recognition task, and one of the classes has a spurious correlation in the training set. For instance, all training images for the class *keyboard* also contain a *cat* in the image. In Table C.2, we list the classes in the underlying classification task and the spurious correlation for each scenario.

Table 6: **Classification tasks and spurious correlations in user study scenarios.**

Classification Task	Spurious Correlation
airplane, bed, car, cow, keyboard	bed(dog)
beach, bus, airplane, keyboard, bird	keyboard(cat)
beach, car, airplane, bed, bird	bed(cat)
beach, motorcycle, airplane, couch, bird	couch(cat)
bus, painting, cat, computer, snowboard	painting(lamp)
bus, pillow, cat, computer, snowboard	pillow(clock)
bus, television, cat, computer, snowboard	television(fireplace)
car, fork, table, bed, computer	fork(tomato)
dog, car, airplane, couch, bird	car(snow)

Below, we report the test accuracies for each of the 9 scenarios in our user study, both for the shifted class and for the overall classification task.

Table 7: **Model accuracy of PCBM-h with CLIP concepts after editing (N=30)** We report the test accuracy in the shifted class and the overall test accuracy for each individual scenario in the user study. Accuracy for the pruning strategies is averaged over users and is shown as *mean \pm standard error*.

Scenario	Unedited	Random Prune	User Prune	Greedy Prune	Fine-tune
Shifted Class Test Accuracy					
bed(dog)	0.720	0.651 \pm 0.023	0.832 \pm 0.008	0.838 \pm 0.008	0.940
keyboard(cat)	0.520	0.425 \pm 0.040	0.788 \pm 0.021	0.803 \pm 0.015	0.940
bed(cat)	0.700	0.663 \pm 0.016	0.789 \pm 0.006	0.813 \pm 0.008	0.860
couch(cat)	0.700	0.725 \pm 0.033	0.763 \pm 0.011	0.883 \pm 0.010	0.960
painting(lamp)	0.640	0.617 \pm 0.006	0.640 \pm 0.006	0.659 \pm 0.002	0.840
pillow(clock)	0.800	0.776 \pm 0.008	0.815 \pm 0.003	0.815 \pm 0.003	0.820
television(fireplace)	0.480	0.485 \pm 0.004	0.535 \pm 0.008	0.564 \pm 0.009	0.760
fork(tomato)	0.580	0.583 \pm 0.012	0.655 \pm 0.010	0.707 \pm 0.009	0.840
car(snow)	0.640	0.676 \pm 0.014	0.807 \pm 0.013	0.817 \pm 0.011	0.840
Overall Test Accuracy					
bed(dog)	0.864	0.850 \pm 0.005	0.882 \pm 0.001	0.882 \pm 0.001	0.900
keyboard(cat)	0.764	0.741 \pm 0.008	0.811 \pm 0.004	0.814 \pm 0.003	0.860
bed(cat)	0.820	0.808 \pm 0.004	0.834 \pm 0.001	0.841 \pm 0.002	0.832
couch(cat)	0.840	0.839 \pm 0.005	0.851 \pm 0.002	0.858 \pm 0.002	0.904
painting(lamp)	0.852	0.841 \pm 0.001	0.845 \pm 0.001	0.854 \pm 0.001	0.884
pillow(clock)	0.888	0.882 \pm 0.002	0.891 \pm 0.001	0.891 \pm 0.001	0.888
television(fireplace)	0.816	0.817 \pm 0.001	0.827 \pm 0.002	0.832 \pm 0.002	0.856
fork(tomato)	0.700	0.695 \pm 0.002	0.706 \pm 0.001	0.711 \pm 0.001	0.732
car(snow)	0.784	0.791 \pm 0.003	0.816 \pm 0.002	0.817 \pm 0.002	0.848

Table 8: **Model accuracy of PCBM with CLIP concepts after editing (N=30)** We report the test accuracy in the shifted class and the overall test accuracy for each individual scenario in the user study. Accuracy for the pruning strategies is averaged over users and is shown as *mean \pm standard error*.

Scenario	Unedited	Random Prune	User Prune	Greedy Prune	Fine-tune
Shifted Class Test Accuracy					
bed(dog)	0.720	0.647 \pm 0.024	0.830 \pm 0.008	0.832 \pm 0.008	0.900
keyboard(cat)	0.520	0.412 \pm 0.040	0.787 \pm 0.021	0.799 \pm 0.016	0.980
bed(cat)	0.700	0.677 \pm 0.017	0.813 \pm 0.008	0.804 \pm 0.007	0.820
couch(cat)	0.680	0.701 \pm 0.034	0.751 \pm 0.012	0.882 \pm 0.011	0.920
painting(lamp)	0.580	0.579 \pm 0.004	0.607 \pm 0.007	0.635 \pm 0.005	0.520
pillow(clock)	0.740	0.760 \pm 0.008	0.811 \pm 0.005	0.799 \pm 0.006	0.720
television(fireplace)	0.420	0.428 \pm 0.004	0.459 \pm 0.006	0.483 \pm 0.007	0.880
fork(tomato)	0.600	0.581 \pm 0.012	0.642 \pm 0.007	0.685 \pm 0.006	0.960
car(snow)	0.620	0.651 \pm 0.014	0.777 \pm 0.011	0.737 \pm 0.008	0.720
Overall Test Accuracy					
bed(dog)	0.860	0.844 \pm 0.005	0.878 \pm 0.001	0.877 \pm 0.001	0.880
keyboard(cat)	0.748	0.727 \pm 0.008	0.802 \pm 0.004	0.804 \pm 0.003	0.800
bed(cat)	0.804	0.801 \pm 0.004	0.830 \pm 0.002	0.829 \pm 0.001	0.668
couch(cat)	0.828	0.826 \pm 0.006	0.841 \pm 0.002	0.850 \pm 0.001	0.892
painting(lamp)	0.836	0.835 \pm 0.001	0.841 \pm 0.001	0.847 \pm 0.001	0.840
pillow(clock)	0.876	0.879 \pm 0.002	0.890 \pm 0.001	0.888 \pm 0.001	0.848
television(fireplace)	0.800	0.802 \pm 0.001	0.808 \pm 0.001	0.813 \pm 0.001	0.812
fork(tomato)	0.704	0.699 \pm 0.002	0.710 \pm 0.001	0.705 \pm 0.002	0.720
car(snow)	0.768	0.776 \pm 0.003	0.799 \pm 0.002	0.792 \pm 0.002	0.732