

Neural Optimal Transport with General Cost Functionals

Arip Asadulaev*

Artificial Intelligence Research Institute
ITMO University
asadulaev@airi.net

Alexander Korotin*

Skolkovo Institute of Science and Technology
Artificial Intelligence Research Institute
a.korotin@skoltech.ru

Vage Egiazarian

Skolkovo Institute of Science and Technology
vage.egiuzarian@skoltech.ru

Evgeny Burnaev

Skolkovo Institute of Science and Technology
Artificial Intelligence Research Institute
e.burnaev@skoltech.ru

Abstract

We present a novel neural-networks-based algorithm to compute optimal transport (OT) plans and maps for general cost functionals. The algorithm is based on a saddle point reformulation of the OT problem and generalizes prior OT methods for weak and strong cost functionals. As an application, we construct a functional to map data distributions with preserving the class-wise structure of data.

1 Introduction

Optimal transport (OT) is a powerful framework to solve mass-moving and generative modeling problems for data distributions. Recent works [42, 64, 40, 19, 17] propose scalable neural methods to compute **OT plans** (or maps). They show that the learned transport plan (or map) can be used directly as the generative model in data synthesis [64] and unpaired learning [42, 64, 17, 23]. Compared to WGANs [8] which employ **OT cost** as the loss for generator [64, §3], these methods provide better flexibility: the properties of the learned model can be controlled by the transport cost function.

Existing neural OT plan (or map) methods consider distance-based cost functions, e.g., weak or strong quadratic costs [42, 19, 23]. These costs are suitable for unpaired restoration and style translation. However, they do not take into account the class-wise structure of data or available side information, e.g., the class labels. As a result, such costs are hardly applicable to certain tasks such as the dataset transfer where the preservation the class-wise structure is needed (Figure 1). We tackle this issue.

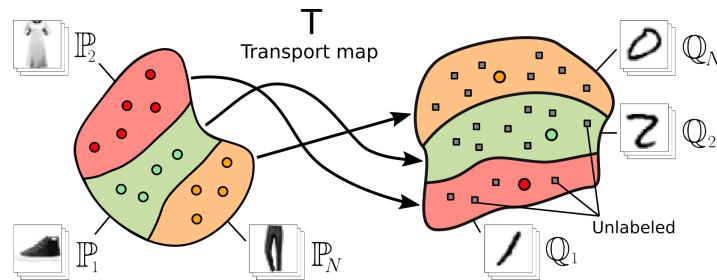


Figure 1: The setup of *class-guided dataset transfer*. Input $\mathbb{P} = \sum_n \alpha_n \mathbb{P}_n$, target $\mathbb{Q} = \sum_n \beta_n \mathbb{Q}_n$ distributions are mixtures of N classes. The task is to learn a transport map T preserving the class. The learner has the access to labeled input data $\sim \mathbb{P}$ and only *partially labeled* target data $\sim \mathbb{Q}$.

*Equal contribution.

Contributions. We propose the extension of neural OT which allows to apply it to previously unreleased problems. For this, we develop a novel neural-networks-based algorithm to compute optimal transport plans for *general cost functionals* (§3). As an example, we construct (§4) and test (§6) the functional for mapping data distributions with the preservation the class-wise structure.

Notation. For a compact Hausdorff space \mathcal{S} we use $\mathcal{P}(\mathcal{S})$ to denote the set of Borel probability distributions on \mathcal{S} . We denote the space of continuous \mathbb{R} -valued functions on \mathcal{S} endowed with the supremum norm by $\mathcal{C}(\mathcal{S})$. Its dual space is the space $\mathcal{M}(\mathcal{S}) \supset \mathcal{P}(\mathcal{S})$ of finite signed Borel measures over \mathcal{S} . For a functional $\mathcal{F} : \mathcal{M}(\mathcal{S}) \rightarrow \mathbb{R} \cup \{\infty\}$, its convex conjugate $\mathcal{F}^* : \mathcal{C}(\mathcal{S}) \rightarrow \mathbb{R} \cup \{\infty\}$ is $\mathcal{F}^*(h) \stackrel{\text{def}}{=} \sup_{\pi \in \mathcal{M}(\mathcal{S})} [\int_{\mathcal{S}} h(s) d\pi(s) - \mathcal{F}(\pi)]$. Let \mathcal{X}, \mathcal{Y} be compact Hausdorff spaces and $\mathbb{P} \in \mathcal{P}(\mathcal{X}), \mathbb{Q} \in \mathcal{P}(\mathcal{Y})$. We use $\Pi(\mathbb{P}) \subset \mathcal{P}(\mathcal{X} \times \mathcal{Y})$ to denote the subset of probability measures on $\mathcal{X} \times \mathcal{Y}$ which projection onto the first marginal is \mathbb{P} . We use $\Pi(\mathbb{P}, \mathbb{Q}) \subset \Pi(\mathbb{P})$ to denote the subset of probability measures (transport plans) on $\mathcal{X} \times \mathcal{Y}$ with marginals \mathbb{P}, \mathbb{Q} . For $u, v \in \mathcal{C}(\mathcal{X}), \mathcal{C}(\mathcal{Y})$ we write $u \oplus v \in \mathcal{C}(\mathcal{X} \times \mathcal{Y})$ to denote the function $u \oplus v : (x, y) \mapsto u(x) + v(y)$. For a functional $\mathcal{F} : \mathcal{M}(\mathcal{X} \times \mathcal{Y}) \rightarrow \mathbb{R}$ we say that it is separably $*$ -increasing if for all functions $u, v \in \mathcal{C}(\mathcal{X}), \mathcal{C}(\mathcal{Y})$ and any function $c \in \mathcal{C}(\mathcal{X} \times \mathcal{Y})$ from $u \oplus v \leq c$ (point-wise) it follows $\mathcal{F}^*(u \oplus v) \leq \mathcal{F}^*(c)$. For a measurable map $T : \mathcal{X} \times \mathcal{Z} \rightarrow \mathcal{Y}$, we denote the associated push-forward operator by $T_{\#}$. For $\mathbb{Q}_1, \mathbb{Q}_2 \in \mathcal{P}(\mathcal{Y})$ with $\mathcal{Y} \subset \mathbb{R}^D$, the (square of) energy distance \mathcal{E} [62] between them is:

$$\mathcal{E}^2(\mathbb{Q}_1, \mathbb{Q}_2) = \mathbb{E}\|Y_1 - Y_2\|^2 - \frac{1}{2}\mathbb{E}\|Y_1 - Y_1'\|^2 - \frac{1}{2}\mathbb{E}\|Y_2 - Y_2'\|^2, \quad (1)$$

where $Y_1 \sim \mathbb{Q}_1, Y_1' \sim \mathbb{Q}_1, Y_2 \sim \mathbb{Q}_2, Y_2' \sim \mathbb{Q}_2$ are independent random vectors. Energy distance (1) is a particular case of the Maximum Mean Discrepancy [67]. It equals zero only when $\mathbb{Q}_1 = \mathbb{Q}_2$.

2 Background on Optimal Transport

In this section, we provide key concepts of the optimal transport theory. Thought the paper, we consider compact $\mathcal{X} = \mathcal{Y} \subset \mathbb{R}^D$ and $\mathbb{P}, \mathbb{Q} \in \mathcal{P}(\mathcal{X}), \mathcal{P}(\mathcal{Y})$.

Strong OT. For a cost function $c \in \mathcal{C}(\mathcal{X} \times \mathcal{Y})$, the *optimal transport cost* between \mathbb{P}, \mathbb{Q} is [69, §1]:

$$\text{Cost}(\mathbb{P}, \mathbb{Q}) \stackrel{\text{def}}{=} \inf_{\pi \in \Pi(\mathbb{P}, \mathbb{Q})} \int_{\mathcal{X} \times \mathcal{Y}} c(x, y) d\pi(x, y), \quad (2)$$

see Figure 2a. Problem (2) admits a minimizer $\pi^* \in \Pi(\mathbb{P}, \mathbb{Q})$ which is called an *optimal transport plan* [65, Theorem 1.4]. It may be not unique [60, Remark 2.3]. Intuitively, the cost function $c(x, y)$ measures how hard it is to move a mass piece between points $x \in \mathcal{X}$ and $y \in \mathcal{Y}$. That is, an OT plan π^* shows how to optimally distribute the mass of \mathbb{P} to \mathbb{Q} , i.e., with the minimal effort.

Two popular examples of OT costs are the Wasserstein-1 (\mathbb{W}_1 [8, 30]) and the (square of) Wasserstein-2 (\mathbb{W}_2 [46, 40, 64]) distances which use $c(x, y) = \|x - y\|$ and $c(x, y) = \frac{1}{2}\|x - y\|^2$, respectively.

Weak OT. Let $C : \mathcal{X} \times \mathcal{P}(\mathcal{Y}) \rightarrow \mathbb{R}$ be a *weak cost function* which takes a point $x \in \mathcal{X}$ and a distribution of $y \in \mathcal{Y}$ as inputs. The weak optimal transport cost [28, 9] between \mathbb{P}, \mathbb{Q} (Figure 2b) is

$$\text{Cost}(\mathbb{P}, \mathbb{Q}) \stackrel{\text{def}}{=} \inf_{\pi \in \Pi(\mathbb{P}, \mathbb{Q})} \int_{\mathcal{X}} C(x, \pi(\cdot|x)) d\pi(x), \quad (3)$$

where $\pi(\cdot|x)$ denotes the conditional distribution. Weak formulation (3) can be viewed as a generalization of strong formulation (2) when $C(x, \mu) = \int_{\mathcal{Y}} c(x, y) d\mu(y)$. An example of a weak cost function is the γ -weak ($\gamma > 0$) quadratic cost [42, Eq. 5], [1, §5.2], [27, §5.2]:

$$C(x, \mu) = \int_{\mathcal{Y}} \frac{1}{2}\|x - y\|^2 d\mu(y) - \frac{\gamma}{2}\text{Var}(\mu), \quad (4)$$

where $\text{Var}(\mu)$ denotes the variance of μ , i.e., $\text{Var}(\mu) = \frac{1}{2} \int_{\mathcal{Y} \times \mathcal{Y}} \|y - y'\|^2 d\mu(y) d\mu(y')$. Cost (4) is convex in μ since the first term is linear in μ and $\text{Var}(\mu)$ is (not strictly) concave in μ .

Regularized OT. The expression inside strong formulation (2) is a linear functional. It is common to add a lower-semi-continuous convex regularizer $\mathcal{R} : \mathcal{M}(\mathcal{X} \times \mathcal{Y}) \rightarrow \mathbb{R} \cup \{\infty\}$ with weight $\gamma > 0$:

$$\text{Cost}(\mathbb{P}, \mathbb{Q}) \stackrel{\text{def}}{=} \inf_{\pi \in \Pi(\mathbb{P}, \mathbb{Q})} \left\{ \int_{\mathcal{X} \times \mathcal{Y}} c(x, y) d\pi(x, y) + \gamma \mathcal{R}(\pi) \right\}. \quad (5)$$

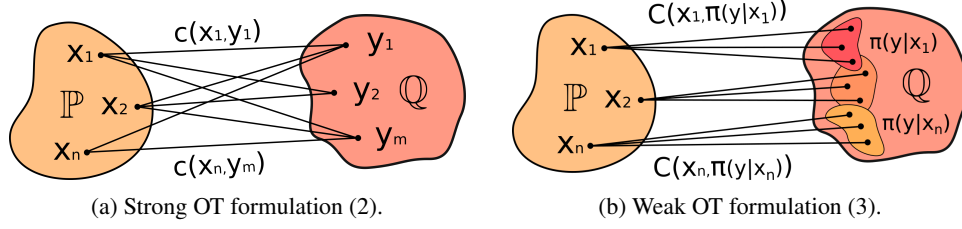


Figure 2: Strong and weak [28] optimal transport formulations.

Regularized formulation (5) typically provides several advantages over original formulation (2). For example, if $\mathcal{R}(\pi)$ is strictly convex, the expression inside (5) is a strictly convex functional in π . It yields the unique OT plan π^* . Besides, regularized OT typically has better sample complexity [24, 54, 25]. Common regularizers are entropic [15], quadratic [18], Lasso [14], Laplacian [21].

General OT. Let $\mathcal{F} : \mathcal{M}(\mathcal{X} \times \mathcal{Y}) \rightarrow \mathbb{R} \cup \{+\infty\}$ be a convex lower-semi-continuous functional. Assume that there exists $\pi \in \Pi(\mathbb{P}, \mathbb{Q})$ for which $\mathcal{F}(\pi) < \infty$. Consider the problem:

$$\text{Cost}(\mathbb{P}, \mathbb{Q}) \stackrel{\text{def}}{=} \inf_{\pi \in \Pi(\mathbb{P}, \mathbb{Q})} \mathcal{F}(\pi). \quad (6)$$

The problem is a *generalization* of strong OT (2), weak OT (3), regularized OT (5); we call problem (6) a general OT problem. Surprisingly, regularized OT (5) represents the same problem: it is enough to put $c(x, y) \equiv 0$, $\gamma = 1$ and $\mathcal{R}(\pi) = \mathcal{F}(\pi)$ to obtain general OT (6) from regularized OT (5). That is, regularized OT (5) and general OT (6) can be viewed as equivalent formulations.

Existence and duality. With mild assumptions on \mathcal{F} , problem (6) admits a minimizer π^* [58, Lemma 1]. If \mathcal{F} is separately $*$ -increasing, the dual problem is [58, Theorem 2]:

$$\text{Cost}(\mathbb{P}, \mathbb{Q}) = \sup_{u, v} \left[\int_{\mathcal{X}} u(x) d\mathbb{P}(x) + \int_{\mathcal{Y}} v(y) d\mathbb{Q}(y) - \mathcal{F}^*(u \oplus v) \right], \quad (7)$$

where optimization is performed over $u, v \in \mathcal{C}(\mathcal{X}), \mathcal{C}(\mathcal{Y})$ which are called *potentials*. It also admits a pair of minimizers u^*, v^* . In [58], it is proved that popular regularized functionals (5) are indeed separately $*$ -increasing, including the OT regularized with entropy [58, Example 7] or L^p [58, Example 8]. That is, formulation (7) subsumes many known duality formulas for regularized OT.

3 Algorithm for Learning Optimal Transport Plans

In this section, we derive an algorithm to solve general OT problem (6) with neural networks. We prove that (6) can be reformulated as a saddle point optimization problem (§3.1) from the solution of which one may implicitly recover the OT plan π^* (§3.2). We give the proofs in Appendix A.

3.1 Maximin Reformulation of the Dual Problem

In this subsection, we derive the dual form which alternative to (7) and can be used to get the OT plan π^* . Our two following theorems constitute the main theoretical idea of our approach.

Theorem 1 (Minimax reformulation of the dual problem). *For $*$ -separately increasing convex and lower-semi-continuous functional $\mathcal{F} : \mathcal{M}(\mathcal{X} \times \mathcal{Y}) \rightarrow \mathbb{R} \cup \{+\infty\}$ it holds*

$$\text{Cost}(\mathbb{P}, \mathbb{Q}) = \sup_v \inf_{\pi \in \Pi(\mathbb{P})} \mathcal{L}(v, \pi) = \sup_v \inf_{\pi \in \Pi(\mathbb{P})} \left\{ \mathcal{F}(\pi) - \int_{\mathcal{Y}} v(y) d\pi(y) + \int_{\mathcal{Y}} v(y) d\mathbb{Q}(y) \right\}, \quad (8)$$

where the supremum is taken over potentials $v \in \mathcal{C}(\mathcal{Y})$.

From (8) we also see that it is enough to consider values of \mathcal{F} in $\pi \in \Pi(\mathbb{P}) \subset \mathcal{M}(\mathcal{X} \times \mathcal{Y})$. For convention, in further derivations we always consider $\mathcal{F}(\pi) = +\infty$ for $\pi \in \mathcal{M}(\mathcal{X} \times \mathcal{Y}) \setminus \Pi(\mathbb{P})$.

Theorem 2 (Optimal saddle points provide optimal plans). *Let $v^* \in \arg \sup_v \inf_{\pi \in \Pi(\mathbb{P})} \mathcal{L}(v, \pi)$ be any optimal potential. Then for every optimal transport plan $\pi^* \in \Pi(\mathbb{P}, \mathbb{Q})$ it holds:*

$$\pi^* \in \arg \inf_{\pi \in \Pi(\mathbb{P})} \mathcal{L}(v^*, \pi). \quad (9)$$

If \mathcal{F} is strictly convex in $\pi \in \Pi(\mathbb{P})$, then $\mathcal{L}(v^*, \pi)$ is strictly convex as a functional of π . Consequently, it has a *unique* minimizer. As a result, expression (9) is an equality. We have the following corollary.

Corollary 1 (Every optimal saddle point provides the optimal transport plan). *Assume additionally that \mathcal{F} is strictly convex. Then the unique OT plan satisfies $\pi^* = \arg \inf_{\pi \in \Pi(\mathbb{P})} \mathcal{L}(v^*, \pi)$.*

Thanks to our results above, one may solve (8), obtain the OT plan π^* from the solution (v^*, π^*) of the saddle point problem (8). We propose an algorithm to do this in the next subsections.

3.2 Replacing Measures with Stochastic Maps

Formulation (8) requires optimization over probability measures $\pi \in \Pi(\mathbb{P})$. To make it practically feasible, we reformulate it as the optimization over functions T which generate these measures π .

We introduce a latent space $\mathcal{Z} = \mathbb{R}^Z$ and an atomless measure $\mathbb{S} \in \mathcal{P}(\mathcal{Z})$ on it, e.g., $\mathbb{S} = \mathcal{N}(0, I_Z)$. For every $\pi \in \mathcal{P}(\mathcal{X} \times \mathcal{Y})$, there exists a measurable function $T = T_\pi : \mathcal{X} \times \mathcal{Z} \rightarrow \mathcal{Y}$ which implicitly represents it [42, §4.1]. Such T_π satisfies $T_\pi(x, \cdot) \# \mathbb{S} = \pi(y|x)$ for all $x \in \mathcal{X}$. That is, given $x \in \mathcal{X}$ and a random latent vector $z \sim \mathbb{S}$, the function T produces sample $T_\pi(x, z) \sim \pi(y|x)$. In particular, if $x \sim \mathbb{P}$, the random vector $[x, T_\pi(x, z)]$ is distributed as π . Thus, every $\pi \in \Pi(\mathbb{P})$ can be implicitly represented as a function $T_\pi : \mathcal{X} \times \mathcal{Z} \rightarrow \mathcal{Y}$. Note that, in general, there might exist *several* suitable functions T_π .

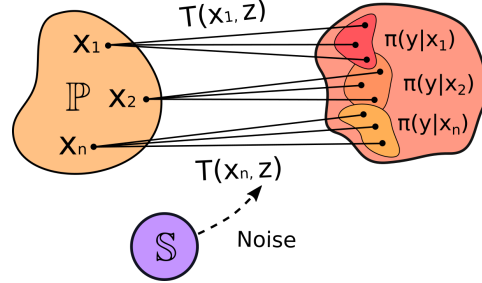


Figure 3: Implicit representation of $\pi \in \Pi(\mathbb{P})$ via function $T = T_\pi : \mathcal{X} \times \mathcal{Z} \rightarrow \mathcal{Y}$.

Every measurable function $T : \mathcal{X} \times \mathcal{Z} \rightarrow \mathcal{Y}$ is an implicit representation of the measure π_T which is the joint distribution a random vector $[x, T(x, z)]$ with $x \sim \mathbb{P}, z \sim \mathbb{S}$. Consequently, the optimization over $\pi \in \Pi(\mathbb{P})$ is *equivalent* to the optimization over measurable functions $T : \mathcal{X} \times \mathcal{Z} \rightarrow \mathcal{Y}$. From our Theorem 1, we have the following corollary.

Corollary 2. *For $*$ -separately increasing, lower-semi-continuous and convex \mathcal{F} it holds*

$$\text{Cost}(\mathbb{P}, \mathbb{Q}) = \sup_v \inf_T \tilde{\mathcal{L}}(v, T) = \sup_v \inf_T \left\{ \tilde{\mathcal{F}}(T) - \int_{\mathcal{Y}} v(T(x, z)) d\mathbb{P}(x) d\mathbb{S}(z) + \int_{\mathcal{Y}} v(y) d\mathbb{Q}(y) \right\}, \quad (10)$$

where the sup is taken over potentials $v \in \mathcal{C}(\mathcal{Y})$ and inf – over measurable functions $T : \mathcal{X} \times \mathcal{Z} \rightarrow \mathcal{Y}$. Here we identify $\tilde{\mathcal{F}}(T) \stackrel{\text{def}}{=} \mathcal{F}(\pi_T)$ and $\tilde{\mathcal{L}}(v, T) \stackrel{\text{def}}{=} \mathcal{L}(v, \pi_T)$.

Following the notation of [42], we say that functions T are stochastic maps (Figure 3). We say that T^* is a *stochastic OT map* if it represents some OT plan π^* , i.e., $T^*(x, \cdot) \# \mathbb{S} = \pi^*(\cdot|x)$ holds \mathbb{P} -almost surely for all $x \in \mathcal{X}$. By combining Theorem 2 and Corollary 1, we obtain the following result.

Corollary 3 (Optimal saddle points provide stochastic OT maps). *Let $v^* \in \arg \sup_v \inf_T \tilde{\mathcal{L}}(v, T)$ be any optimal potential. Then for every stochastic OT map T^* it holds:*

$$T^* \in \arg \inf_T \tilde{\mathcal{L}}(v^*, T). \quad (11)$$

Moreover, if \mathcal{F} is strictly convex in π , we have $T^* \in \arg \inf_T \tilde{\mathcal{L}}(v^*, T) \Leftrightarrow T^*$ is a stochastic OT map.

From our results it follows that by solving (10) and obtaining an optimal saddle point (v^*, T^*) , one gets a stochastic OT map T^* . Problem (10) replaces the *constrained* optimization over measures $\pi \in \Pi(\mathbb{P})$ in (8) with optimization over stochastic maps T in (10), making it practically feasible. We give the detailed optimization procedure in the next subsection.

3.3 Generic Practical Optimization Procedure

To approach the problem (10) in practice, we use neural nets $T_\theta : \mathbb{R}^D \times \mathbb{R}^S \rightarrow \mathbb{R}^D$ and $v_\omega : \mathbb{R}^D \rightarrow \mathbb{R}$ to parametrize T and f , respectively. We train them with the stochastic gradient ascent-descent (SGAD) by using random batches from $\mathbb{P}, \mathbb{Q}, \mathbb{S}$. The optimization procedure is given in Algorithm 1.

Algorithm 1: Neural optimal transport (NOT) for general cost functionals

Input : distributions $\mathbb{P}, \mathbb{Q}, \mathbb{S}$ accessible by samples;
mapping network $T_\theta : \mathbb{R}^P \times \mathbb{R}^S \rightarrow \mathbb{R}^Q$; potential network $v_\omega : \mathbb{R}^Q \rightarrow \mathbb{R}$;
number of inner iterations K_T ; empirical estimator $\widehat{\mathcal{F}}(X, T(X, Z))$ for cost $\widetilde{\mathcal{F}}(T)$;
Output : learned stochastic OT map T_θ representing an OT plan between distributions \mathbb{P}, \mathbb{Q} ;
repeat
 Sample batches $Y \sim \mathbb{Q}, X \sim \mathbb{P}$ and for each $x \in X$ sample batch $Z[x] \sim \mathbb{S}$;
 $\mathcal{L}_v \leftarrow \frac{1}{|X|} \sum_{x \in X} \frac{1}{|Z[x]|} \sum_{z \in Z[x]} v_\omega(T_\theta(x, z)) - \frac{1}{|Y|} \sum_{y \in Y} v_\omega(y)$;
 Update ω by using $\frac{\partial \mathcal{L}_v}{\partial \omega}$;
 for $k_T = 1, 2, \dots, K_T$ **do**
 Sample batch $X \sim \mathbb{P}$ and for each $x \in X$ sample batch $Z[x] \sim \mathbb{S}$;
 $\mathcal{L}_T \leftarrow \widehat{\mathcal{F}}(X, T_\theta(X, Z)) - \frac{1}{|X|} \sum_{x \in X} \frac{1}{|Z[x]|} \sum_{z \in Z[x]} v_\omega(T_\theta(x, z))$;
 Update θ by using $\frac{\partial \mathcal{L}_T}{\partial \theta}$;
until not converged;

Our Algorithm 1 requires an empirical estimator $\widehat{\mathcal{F}}$ for $\widetilde{\mathcal{F}}(T)$. Providing such an estimator might be non-trivial for general \mathcal{F} . If $\mathcal{F}(\pi) = \int_{\mathcal{X}} C(x, \pi(\cdot|x)) d\mathbb{P}(x)$, i.e., the cost is weak (3), one may use the following *unbiased* Monte-Carlo estimator: $\widehat{\mathcal{F}}(X, T(X, Z)) \stackrel{def}{=} |X|^{-1} \sum_{x \in X} \widehat{C}(x, T(x, Z[x]))$, where \widehat{C} is the respective estimator for the weak cost C and $Z[x]$ denotes a random batch of latent vectors $z \sim \mathbb{S}$ for a given $x \in \mathcal{X}$. For strong costs, the estimator \widehat{C} is given by [42, Eq. 22]. For the γ -weak quadratic cost, such estimator is given by [42, Eq. 23]. In both these cases our algorithm subsumes the NOT algorithm [42, Algorithm 1]. In the next section, we propose a cost functional \mathcal{F}_G (and provide an estimator for it) to solve the class-guided dataset transfer task.

4 Class-guided Dataset Transfer with Neural Optimal Transport

In this subsection, we show that general cost functionals (6) are useful, for example, for the class-guided dataset transfer. To begin with, we theoretically formalize the problem setup.

Let each input \mathbb{P} and output \mathbb{Q} distributions be a mixture of N distributions (*classes*) $\{\mathbb{P}_n\}_{n=1}^N$ and $\{\mathbb{Q}_n\}_{n=1}^N$, respectively. That is $\mathbb{P} = \sum_{n=1}^N \alpha_n \mathbb{P}_n$ and $\mathbb{Q} = \sum_{n=1}^N \beta_n \mathbb{Q}_n$ where $\alpha_n, \beta_n \geq 0$ are the respective weights (*class prior probabilities*) satisfying $\sum_{n=1}^N \alpha_n = 1$ and $\sum_{n=1}^N \beta_n = 1$. In this general setup, we aim to find the transport plan $\pi(x, y) \in \Pi(\mathbb{P}, \mathbb{Q})$ for which the classes of $x \in \mathcal{X}$ and $y \in \mathcal{Y}$ are the same for as much pairs $(x, y) \sim \pi$ as possible. That is, its respective stochastic map T should map each component \mathbb{P}_n (class) of \mathbb{P} to the respective component \mathbb{Q}_n (class) of \mathbb{Q} .

The task above is related to *domain adaptation* or *transfer learning* problems. It does not always have a solution with each \mathbb{P}_n exactly mapped to \mathbb{Q}_n due to possible prior/posterior shift [43]. We aim to find a stochastic map T between \mathbb{P} and \mathbb{Q} satisfying $T_{\#}(\mathbb{P}_n \times \mathbb{S}) \approx \mathbb{Q}_n$ for all $n = 1, \dots, N$.

To solve the above discussed problem, we propose the following functional:

$$\mathcal{F}_G(\pi) = \widetilde{\mathcal{F}}_G(T_\pi) \stackrel{def}{=} \sum_{n=1}^N \alpha_n \mathcal{E}^2(T_{\pi\#}(\mathbb{P}_n \times \mathbb{S}), \mathbb{Q}_n), \quad (12)$$

where \mathcal{E} denotes the energy distance (1). Functional (12) is non-negative and attains zero value when the components of \mathbb{P} are correctly mapped to the respective components of \mathbb{Q} (if this is possible).

Proposition 1. *Functional $\mathcal{F}_G(\pi)$ is convex² in $\pi \in \Pi(\mathbb{P})$ and $*$ -separably increasing.*

In practice, each of the terms $\mathcal{E}^2(T_{\pi\#}(\mathbb{P}_n \times \mathbb{S}), \mathbb{Q}_n)$ in (12) admits estimation from samples from π .

²The functional $\mathcal{F}_G(\pi)$ is not necessarily *strictly* convex.

Algorithm 2: Neural optimal transport (NOT) with the class-guided cost functional $\tilde{\mathcal{F}}_G$.

Input : distributions $\mathbb{P} = \sum_n \alpha_n \mathbb{P}_n$, $\mathbb{Q} = \sum_n \beta_n \mathbb{Q}_n$, \mathbb{S} accessible by samples (*unlabeled*);
weights α_n are known and samples from each \mathbb{P}_n , \mathbb{Q}_n are accessible (*labeled*);
mapping network $T_\theta : \mathbb{R}^P \times \mathbb{R}^S \rightarrow \mathbb{R}^Q$; potential network $v_\omega : \mathbb{R}^Q \rightarrow \mathbb{R}$;
number of inner iterations K_T ;

Output : learned stochastic OT map T_θ representing an OT plan between distributions \mathbb{P}, \mathbb{Q} ;

repeat

Sample (unlabeled) batches $Y \sim \mathbb{Q}$, $X \sim \mathbb{P}$ and for each $x \in X$ sample batch $Z[x] \sim \mathbb{S}$;

$\mathcal{L}_v \leftarrow \frac{1}{|X|} \sum_{x \in X} \frac{1}{|Z[x]|} \sum_{z \in Z[x]} v_\omega(T_\theta(x, z)) - \frac{1}{|Y|} \sum_{y \in Y} v_\omega(y)$;

Update ω by using $\frac{\partial \mathcal{L}_v}{\partial \omega}$;

for $k_T = 1, 2, \dots, K_T$ **do**

Pick $n \in \{1, 2, \dots, N\}$ at random with probabilities $(\alpha_1, \dots, \alpha_N)$;

Sample (labeled) batches $X_n \sim \mathbb{P}_n$, $Y_n \sim \mathbb{Q}$; for each $x \in X$ sample batch $Z_n[x] \sim \mathbb{S}$;

$\mathcal{L}_T \leftarrow \widehat{\Delta \mathcal{E}^2}(X_n, T(X_n, Z_n), Y_n) - \frac{1}{|X_n|} \sum_{x \in X_n} \frac{1}{|Z_n[x]|} \sum_{z \in Z_n[x]} v_\omega(T_\theta(x, z))$;

Update θ by using $\frac{\partial \mathcal{L}_T}{\partial \theta}$;

until *not converged*;

Proposition 2 (Estimator for \mathcal{E}^2). *Let $X_n \sim \mathbb{P}_n$ be a batch of K_X samples from class n . For each $x \in X_n$ let $Z_n[x] \sim \mathbb{S}$ be a latent batch of size K_Z . Consider a batch $Y_n \sim \mathbb{Q}_n$ of size K_Y . Then*

$$\begin{aligned} \widehat{\Delta \mathcal{E}^2}(X_n, T(X_n, Z_n), Y_n) &\stackrel{def}{=} \frac{1}{K_Y \cdot K_X \cdot K_Z} \sum_{y \in Y_n} \sum_{x \in X_n} \sum_{z \in Z_n[x]} \|y - T(x, z)\| - \\ &\frac{1}{2 \cdot (K_X^2 - K_X) \cdot K_Z^2} \sum_{x \in X_n} \sum_{z \in Z_n[x]} \sum_{x' \in X_n \setminus \{x\}} \sum_{z' \in Z_{x'}} \|T(x, z) - T(x', z')\| \end{aligned} \quad (13)$$

is an estimator of $\mathcal{E}^2(T_\#(\mathbb{P}_n \times \mathbb{S}), \mathbb{Q}_n)$ up to a constant T -independent shift.

To estimate $\tilde{\mathcal{F}}_G(T)$, one may separately estimate terms $\mathcal{E}^2(T_\#(\mathbb{P}_n \times \mathbb{S}), \mathbb{Q}_n)$ for each n and sum them up with weights α_n . We only estimate only n -th term with probability α_n at each iteration.

We highlight the **two key details** of the estimation of (12) which are significantly different from estimation weak OT costs (3) appearing in related works [42, 19, 40]. First, one has to sample not just from the input distribution \mathbb{P} , but *separately* from each its component (class) \mathbb{P}_n . Moreover, one also has to be able to *separately* sample from the target distribution's \mathbb{Q} components \mathbb{Q}_n . This is the part where the *guidance* (semi-supervision) happens. We note that to estimate costs such as strong or weak (3), no target samples from \mathbb{Q} are needed at all, i.e., they can be viewed as unsupervised.

In practice, we assume that the learner is given a *labeled* empirical sample from \mathbb{P} for training. In contrast, we assume that the available samples from \mathbb{Q} are only *partially labeled* (with ≥ 1 labeled data point per class). That is, we know the class label only for a limited amount of data (Figure 1). In this case, all n cost terms (13) can still be stochastically estimated. These cost terms are used to learn the transport map T_θ in Algorithm 1. The remaining (unlabeled) samples will be used when training the potential f_ω , as labels are not needed to update the potential in (10). We provide the detailed optimization procedure for learning with the functional \mathcal{F}_G (12) in Algorithm 2.

5 Related Work

Neural networks for OT. To the best of our knowledge, our method (§3) is the *first* to compute **OT plans** for general cost functionals (6). Our duality formula (10) *subsumes* previously known formulas for *weak* (3) and *strong* (2) functionals [39, Eq. 7], [40, Eq. 9], [64, Eq. 14], [19, Eq. 11], [32, Eq. 11], [23, Eq. 10]. For the strong quadratic cost, [53], [38, Eq. 10] consider analogous to (10) formulations *restricted* to convex potentials; they use Input Convex Neural Networks [6] to approximate them. These nets are popular in OT [41, 56, 19, 11, 5] but OT algorithms based on them are outperformed [40] by the above-mentioned unrestricted formulations. In [26, 66, 17, 20], the

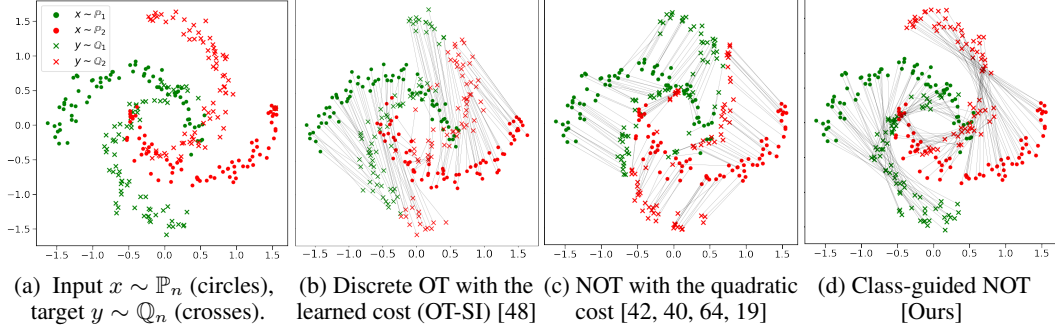


Figure 4: The results of mapping two moons using OT with different cost functionals.

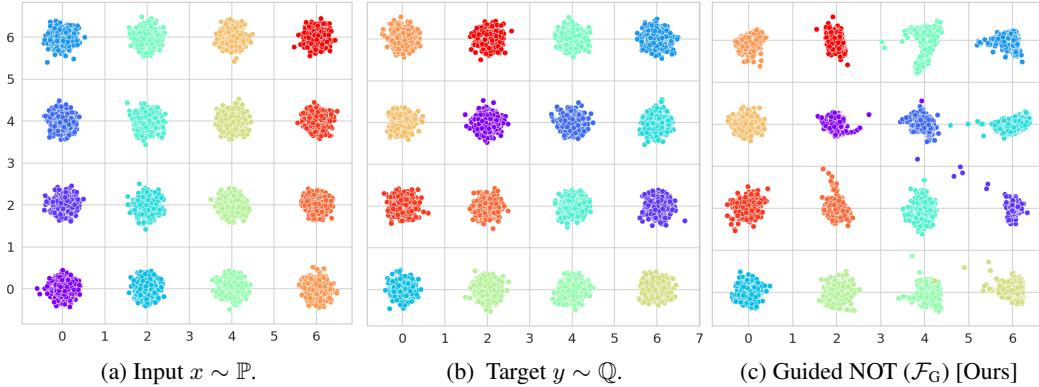


Figure 5: Illustration of the mapping between two Gaussian mixtures learned by our Algorithm 2.

authors propose methods for f -divergence *regularized* functionals (5). The first two methods recover biased plans [40, §4.2]. Method [17] is computationally heavy due to using the Langevin dynamics.

Many approaches in generative learning use **OT cost** as the loss function to update generative models (WGANs [7, 59, 46]). They are *not related* to our work as they do not compute OT plans (or maps). Importantly, saddle point problems such as (10) *significantly differ* from GANs, see [23, §6.2].

Dataset transfer and domain adaptation. These methods align probability distributions while maintaining the discriminativity between classes using the neural networks [22, 51, 49, 50, 29, 70]. Mostly they perform domain adaptation for image data at the feature level and are *typically not used at the pixel level* (data space). Pixel-level adaptation is typically performed by common unsupervised image-to-image *translation* techniques such as CycleGAN [72, 34, 2] and UNIT [35, 47].

OT and domain adaptation. Discrete OT solvers (EMD [57, 14], Sinkhorn [16], etc.) combined with neural features extractors [13, 61, 10] are popular in domain adaptation [14]. The available labels can be used to reconstruct the cost function and catch the data structure [14, 68, 48, 45]. Discrete OT performs a *matching* between the given empirical samples and does not provide out-of-sample estimates. In contrast, our method generalizes to unseen source data and *generates* new target data.

Conditional generative models. Conditional models, e.g., GAN [55], Adversarial Autoencoder [52], use the labels to apply conditional generation. They are *not relevant* to our work as we do not use any label information during the inference. Our learned mapping is based only on the input content.

6 Experiments

In this section, we test NOT with our cost functional \mathcal{F}_G on toy cases (§6.1) and image data (§6.2). For comparison, we consider NOT with Euclidean costs [42, 64, 40, 19] and image-to-image translation models [36, 35, 47]. The code is written in *PyTorch* framework and will be made public as well as the trained networks. On the image data, our method converges in 5-15 hours on a Tesla V100 (16 GB). We give the training details (architectures, pre-processing, etc.) in Appendix B.

Our Algorithm 2 learns stochastic (*one-to-many*) transport maps $T(x, z)$. Following [40, §5], we also test deterministic $T(x, z) \equiv T(x)$, i.e., do not add a random noise z to input. This disables




Figure 6: The results of mapping between two similar images datasets (**related domains**).

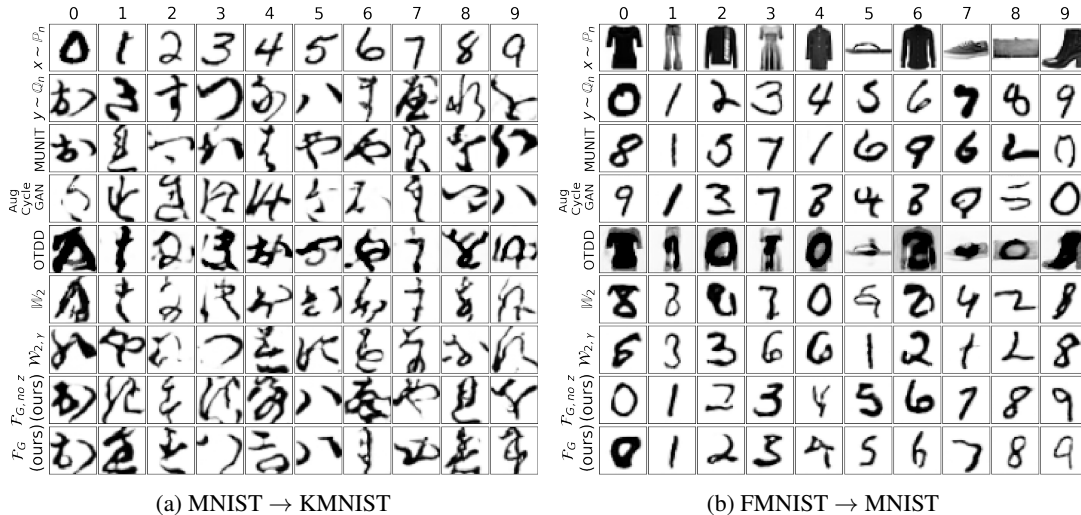


Figure 7: The results of mapping between two notably different datasets (**unrelated domains**). Only our method correctly preserves the class during translation.

stochasticity and yields deterministic (*one-to-one*) transport maps $x \mapsto T(x)$. In §6.1, (toy examples), we test only deterministic variant of our method. In §6.2, working with images, we test both cases.

6.1 Toy Examples

The moons. The task is to map two balanced classes of moons (red and green) between \mathbb{P} and \mathbb{Q} (circles and crosses in Figure 4a, respectively). The target distribution \mathbb{Q} is \mathbb{P} rotated by 90 degrees. The number of labeled samples in each target moon **10**. The maps with learned by NOT with the quadratic cost (\mathbb{W}_2 , [42, 64, 19]) and our functional \mathcal{F}_G are given in Figures 4c and 4d, respectively. For completeness, in Figure 4b we show the *matching* performed by a *discrete* OT-SI algorithm which learns the transport cost with a neural net from a known classes' correspondence [48]. The map for \mathbb{W}_2 does not preserve the classes (Figure 4c), while our map solves the task (Figure 4d).

16 Gaussians. Here both \mathbb{P}, \mathbb{Q} are balanced mixtures of 16 Gaussians, and each color denotes a unique class. The goal is to map Gaussians in \mathbb{P} (Figure 5a) to respective Gaussians in \mathbb{Q} (Figure 5b) which have the same color. The result of our method (**10** known target labels per class) is given in Figure 5c. It correctly maps the classes. NOT for the quadratic cost is not shown as it results in the *identity map* (the same image as Figure 5a) which is completely *mistaken* in classes.

6.2 Image Data Experiments

Datasets. We use MNIST [44], MNIST-M [22], FashionMNIST [71], KMNIST [12] datasets as \mathbb{P}, \mathbb{Q} . Each dataset has 10 (balanced) classes and the pre-defined train-test split. We consider two cases. In

Datasets (32×32)	Image-to-Image Translation		Flows	Neural Optimal Transport			
	MUNIT	Aug CycleGAN	OTDD	\mathbb{W}_2	$\mathcal{W}_{2,\gamma}$	\mathcal{F}_G , no z [Ours]	\mathcal{F}_G [Ours]
MNIST \rightarrow USPS	82.97	96.52	82.50	56.27	34.33	93.42	95.14
MNIST \rightarrow MNIST-M	97.95	98.2	-	38.77	37.0	95.27	94.62
MNIST \rightarrow KMNIST	12.27	8.99	4.46	6.13	6.82	79.20	61.91
FMNIST \rightarrow MNIST	8.93	12.03	10.28	10.96	8.02	82.79	83.22

Table 1: Accuracy \uparrow of the maps learned by the translation methods in view.

Datasets (32×32)	MUNIT	Aug CycleGAN	OTDD	\mathbb{W}_2	$\mathcal{W}_{2,\gamma}$	\mathcal{F}_G , no z	\mathcal{F}_G
						[Ours]	[Ours]
MNIST \rightarrow USPS	6.86	22.74	> 100	4.60	3.05	5.40	2.87
MNIST \rightarrow MNIST-M	11.68	26.87	-	19.43	17.48	18.56	6.67
MNIST \rightarrow KMNIST	8.81	62.19	> 100	12.85	9.46	17.26	9.69
FMNIST \rightarrow MNIST	7.91	26.35	> 100	7.51	7.02	7.14	5.26

Table 2: FID \downarrow of the samples generated by the translation methods in view.

the related domains case, source and target are close: MNIST \rightarrow USPS, MNIST \rightarrow MNIST-M. In the unrelated domains case, they notably differ: MNIST \rightarrow KMNIST and FashionMNIST \rightarrow MNIST. For completeness, we show how our method works when the classes are *imbalanced* in Appendix D.

Baselines: We compare our method to principal unsupervised translation models. We consider (one-to-many) AugCycleGAN³ [2], MUNIT⁴[35]. We use the official implementations with the hyperparameters from the respective papers. Also we test NOT with Euclidean cost functions: the quadratic cost $\frac{1}{2}\|x - y\|^2$ (\mathbb{W}_2) and the γ -weak (one-to-many) quadratic cost ($\mathcal{W}_{2,\gamma}$, $\gamma = \frac{1}{10}$).⁵ The above-mentioned methods are unsupervised, i.e., they do not use the label information. For completeness, we add (one-to-one) OTDD flow⁶ [4, 3]. The method employs gradient flows to perform the dataset transfer while preserving the class label.

Metrics. All the models are fitted on the train parts of datasets; all the provided qualitative and quantitative results are *exclusively* for test (unseen) data. To evaluate the **visual quality**, we compute FID [33] of the mapped source test set w.r.t. the target test set. To estimate the **accuracy** of the mapping we pre-train ResNet18 [31] classifier on the target dataset. We consider the mapping T correct, if the predicted label for the mapped sample $T(x, z)$ matches the corresponding label of x .

Results. Qualitative results are show in Figures 6, 7; FID, accuracy – in Tables 2 and 1, respectively. To keep the figures simple, for all the models (one-to-one, one-to-many), we plot a single output per an input. For completeness, we show *multiple outputs* per an input for our method in Appendix C. Note that in our method and OTDD, we use **10** labeled samples per each class in the target distribution. The other methods under consideration do not use the label information.

In the *related domains case* (Figure 6), GAN-based methods and NOT with our guided cost \mathcal{F}_G show high accuracy $\geq 90\%$. However, NOT with strong and weak quadratic costs (4) provides low accuracy (35-50%). We presume that this is because for these dataset pairs the ground truth OT map for the (pixel-wise) quadratic cost simply does not preserve the class. This agrees with [17, Figure 3] which test an entropy-regularized quadratic cost in a similar MNIST \rightarrow USPS setup. The OTDD gradient flows method provides reasonable accuracy on MNIST \rightarrow USPS. However, OTDD has much higher FID than the other methods. Visually, the OTDD results are comparable to [4, Figure 3].

In the *unrelated domains case* (Figure 7), which is of our main interest, all the methods except our method do not preserve the class structure since they do not use label information. Consequently, their accuracy is around 10% (random guess). OTDD does not preserve the class structure and generates samples with worse FID. Only NOT with our cost \mathcal{F}_G preserves the class labels accurately.

Conclusion. Our approach provides FID scores which are better or comparable to principal image-to-image translation methods. In the related domain case (Figure 6), we provide comparable accuracy of class preservation. When the domains are unrelated, we notably outperform existing approaches.

³github.com/aalmah/augmented_cyclegan

⁴github.com/NVlabs/MUNIT

⁵We use the code shared by the authors of [42].

⁶github.com/microsoft/otdd

7 Discussion

Potential Impact. Our method is a generic tool to learn transport maps between data distributions. In contrast to many other generative models, it allows to *control* the properties of the learned map via choosing a task-specific cost functional \mathcal{F} . We expect our approach to improve generative modeling and its applications to semi-supervised task formulations in domain adaptation and transfer learning.

Limitations. To apply our method, one has to provide an estimator $\hat{\mathcal{F}}(T)$ for the functional \mathcal{F} which may be non-trivial. Besides, the construction of a cost functional \mathcal{F} for a particular downstream task may be not straightforward. This should be taken into account when using the method in practice. Constructing task-specific functionals \mathcal{F} and estimators $\hat{\mathcal{F}}$ is a promising future research avenue.

Acknowledgements. The work was supported by the Analytical center under the RF Government (subsidy agreement 000000D730321P5Q0002, Grant No. 70-2021-00145 02.11.2021).

References

- [1] J-J Alibert, Guy Bouchitté, and Thierry Champion. A new class of costs for optimal transport planning. *European Journal of Applied Mathematics*, 30(6):1229–1263, 2019.
- [2] Amjad Almahairi, Sai Rajeshwar, Alessandro Sordoni, Philip Bachman, and Aaron Courville. Augmented cyclegan: Learning many-to-many mappings from unpaired data. In *International Conference on Machine Learning*, pages 195–204. PMLR, 2018.
- [3] David Alvarez-Melis and Nicolo Fusi. Geometric dataset distances via optimal transport. *Advances in Neural Information Processing Systems*, 33:21428–21439, 2020.
- [4] David Alvarez-Melis and Nicolò Fusi. Dataset dynamics via gradient flows in probability space. In *International Conference on Machine Learning*, pages 219–230. PMLR, 2021.
- [5] David Alvarez-Melis, Yair Schiff, and Youssef Mroueh. Optimizing functionals on the space of probabilities with input convex neural networks. *arXiv preprint arXiv:2106.00774*, 2021.
- [6] Brandon Amos, Lei Xu, and J Zico Kolter. Input convex neural networks. In *Proceedings of the 34th International Conference on Machine Learning-Volume 70*, pages 146–155. JMLR. org, 2017.
- [7] Martin Arjovsky and Léon Bottou. Towards principled methods for training generative adversarial networks. *arXiv preprint arXiv:1701.04862*, 2017.
- [8] Martin Arjovsky, Soumith Chintala, and Léon Bottou. Wasserstein generative adversarial networks. In *International conference on machine learning*, pages 214–223. PMLR, 2017.
- [9] Julio Backhoff-Veraguas, Mathias Beiglböck, and Gudmun Pammer. Existence, duality, and cyclical monotonicity for weak transport costs. *Calculus of Variations and Partial Differential Equations*, 58(6):1–28, 2019.
- [10] Bharath Bhushan Damodaran, Benjamin Kellenberger, Rémi Flamary, Devis Tuia, and Nicolas Courty. Deepjdot: Deep joint distribution optimal transport for unsupervised domain adaptation. In *Proceedings of the European Conference on Computer Vision (ECCV)*, pages 447–463, 2018.
- [11] Charlotte Bunne, Laetitia Meng-Papaxanthos, Andreas Krause, and Marco Cuturi. Jkonet: Proximal optimal transport modeling of population dynamics, 2021.
- [12] Tarin Clanuwat, Mikel Bober-Irizar, Asanobu Kitamoto, Alex Lamb, Kazuaki Yamamoto, and David Ha. Deep learning for classical japanese literature. *arXiv preprint arXiv:1812.01718*, 2018.
- [13] Nicolas Courty, Rémi Flamary, Amaury Habrard, and Alain Rakotomamonjy. Joint distribution optimal transportation for domain adaptation. In *Advances in Neural Information Processing Systems*, pages 3730–3739, 2017.
- [14] Nicolas Courty, Rémi Flamary, Devis Tuia, and Alain Rakotomamonjy. Optimal transport for domain adaptation. *IEEE transactions on pattern analysis and machine intelligence*, 39(9):1853–1865, 2016.
- [15] Marco Cuturi. Sinkhorn distances: Lightspeed computation of optimal transport. In *Advances in neural information processing systems*, pages 2292–2300, 2013.

- [16] Marco Cuturi. Sinkhorn distances: Lightspeed computation of optimal transport. In *Advances in Neural Information Processing Systems 26: 27th Annual Conference on Neural Information Processing Systems 2013. Proceedings of a meeting held December 5-8, 2013, Lake Tahoe, Nevada, United States*, pages 2292–2300, 2013.
- [17] Grady Daniels, Tyler Maunu, and Paul Hand. Score-based generative neural networks for large-scale optimal transport. *Advances in Neural Information Processing Systems*, 34, 2021.
- [18] Montacer Essid and Justin Solomon. Quadratically regularized optimal transport on graphs. *SIAM Journal on Scientific Computing*, 40(4):A1961–A1986, 2018.
- [19] Jiaojiao Fan, Shu Liu, Shaojun Ma, Yongxin Chen, and Haomin Zhou. Scalable computation of monge maps with general costs. *arXiv preprint arXiv:2106.03812*, 2021.
- [20] Jiaojiao Fan, Amirhossein Taghvaei, and Yongxin Chen. Variational wasserstein gradient flow. *arXiv preprint arXiv:2112.02424*, 2021.
- [21] Rémi Flamary, Nicolas Courty, Alain Rakotomamonjy, and Devis Tuia. Optimal transport with laplacian regularization. In *NIPS 2014, Workshop on Optimal Transport and Machine Learning*, 2014.
- [22] Yaroslav Ganin and Victor S. Lempitsky. Unsupervised domain adaptation by backpropagation. In Francis R. Bach and David M. Blei, editors, *Proceedings of the 32nd International Conference on Machine Learning, ICML 2015, Lille, France, 6-11 July 2015*, volume 37 of *JMLR Workshop and Conference Proceedings*, pages 1180–1189. JMLR.org, 2015.
- [23] Milena Gazdieva, Litu Rout, Alexander Korotin, Alexander Filippov, and Evgeny Burnaev. Unpaired image super-resolution with optimal transport maps. *arXiv preprint arXiv:2202.01116*, 2022.
- [24] Aude Genevay. *Entropy-regularized optimal transport for machine learning*. PhD thesis, Paris Sciences et Lettres (ComUE), 2019.
- [25] Aude Genevay, Lénaïc Chizat, Francis Bach, Marco Cuturi, and Gabriel Peyré. Sample complexity of sinkhorn divergences. In *The 22nd international conference on artificial intelligence and statistics*, pages 1574–1583. PMLR, 2019.
- [26] Aude Genevay, Marco Cuturi, Gabriel Peyré, and Francis Bach. Stochastic optimization for large-scale optimal transport. In *Advances in neural information processing systems*, pages 3440–3448, 2016.
- [27] Nathael Gozlan and Nicolas Juillet. On a mixture of brenier and strassen theorems. *Proceedings of the London Mathematical Society*, 120(3):434–463, 2020.
- [28] Nathael Gozlan, Cyril Roberto, Paul-Marie Samson, and Prasad Tetali. Kantorovich duality for general transport costs and applications. *Journal of Functional Analysis*, 273(11):3327–3405, 2017.
- [29] Arthur Gretton, Karsten M. Borgwardt, Malte J. Rasch, Bernhard Schölkopf, and Alexander J. Smola. A kernel two-sample test. *J. Mach. Learn. Res.*, 13:723–773, 2012.
- [30] Ishaan Gulrajani, Faruk Ahmed, Martin Arjovsky, Vincent Dumoulin, and Aaron C Courville. Improved training of Wasserstein GANs. In *Advances in Neural Information Processing Systems*, pages 5767–5777, 2017.
- [31] Kaiming He, Xiangyu Zhang, Shaoqing Ren, and Jian Sun. Deep residual learning for image recognition. In *Proceedings of the IEEE conference on computer vision and pattern recognition*, pages 770–778, 2016.
- [32] Pierre Henry-Labordere. (martingale) optimal transport and anomaly detection with neural networks: A primal-dual algorithm. *Available at SSRN 3370910*, 2019.
- [33] Martin Heusel, Hubert Ramsauer, Thomas Unterthiner, Bernhard Nessler, and Sepp Hochreiter. GANs trained by a two time-scale update rule converge to a local nash equilibrium. In *Advances in neural information processing systems*, pages 6626–6637, 2017.
- [34] Judy Hoffman, Eric Tzeng, Taesung Park, Jun-Yan Zhu, Phillip Isola, Kate Saenko, Alexei A. Efros, and Trevor Darrell. Cycada: Cycle-consistent adversarial domain adaptation. In Jennifer G. Dy and Andreas Krause, editors, *Proceedings of the 35th International Conference on Machine Learning, ICML 2018, Stockholm, Sweden, July 10-15, 2018*, volume 80 of *Proceedings of Machine Learning Research*, pages 1994–2003. PMLR, 2018.

- [35] Xun Huang, Ming-Yu Liu, Serge Belongie, and Jan Kautz. Multimodal unsupervised image-to-image translation. In *Proceedings of the European conference on computer vision (ECCV)*, pages 172–189, 2018.
- [36] Phillip Isola, Jun-Yan Zhu, Tinghui Zhou, and Alexei A Efros. Image-to-image translation with conditional adversarial networks. In *Proceedings of the IEEE conference on computer vision and pattern recognition*, pages 1125–1134, 2017.
- [37] Diederik P Kingma and Jimmy Ba. Adam: A method for stochastic optimization. *arXiv preprint arXiv:1412.6980*, 2014.
- [38] Alexander Korotin, Vage Egiazarian, Arip Asadulaev, Alexander Safin, and Evgeny Burnaev. Wasserstein-2 generative networks. In *International Conference on Learning Representations*, 2021.
- [39] Alexander Korotin, Vage Egiazarian, Lingxiao Li, and Evgeny Burnaev. Wasserstein iterative networks for barycenter estimation. *arXiv preprint arXiv:2201.12245*, 2022.
- [40] Alexander Korotin, Lingxiao Li, Aude Genevay, Justin Solomon, Alexander Filippov, and Evgeny Burnaev. Do neural optimal transport solvers work? a continuous wasserstein-2 benchmark. *arXiv preprint arXiv:2106.01954*, 2021.
- [41] Alexander Korotin, Lingxiao Li, Justin Solomon, and Evgeny Burnaev. Continuous wasserstein-2 barycenter estimation without minimax optimization. In *International Conference on Learning Representations*, 2021.
- [42] Alexander Korotin, Daniil Selikhanovych, and Evgeny Burnaev. Neural optimal transport. *arXiv preprint arXiv:2201.12220*, 2022.
- [43] Wouter M Kouw and Marco Loog. An introduction to domain adaptation and transfer learning. *arXiv preprint arXiv:1812.11806*, 2018.
- [44] Yann LeCun and Corinna Cortes. MNIST handwritten digit database. *MNIST*, 2010.
- [45] Ruilin Li, Xiaojing Ye, Haomin Zhou, and Hongyuan Zha. Learning to match via inverse optimal transport. *Journal of machine learning research*, 20, 2019.
- [46] Huidong Liu, Xianfeng Gu, and Dimitris Samaras. Wasserstein GAN with quadratic transport cost. In *Proceedings of the IEEE International Conference on Computer Vision*, pages 4832–4841, 2019.
- [47] Ming-Yu Liu, Thomas Breuel, and Jan Kautz. Unsupervised image-to-image translation networks. In *Advances in neural information processing systems*, pages 700–708, 2017.
- [48] Ruishan Liu, Akshay Balsubramani, and James Zou. Learning transport cost from subset correspondence. In *International Conference on Learning Representations*, 2020.
- [49] Mingsheng Long, Yue Cao, Jianmin Wang, and Michael I. Jordan. Learning transferable features with deep adaptation networks. In Francis R. Bach and David M. Blei, editors, *Proceedings of the 32nd International Conference on Machine Learning, ICML 2015, Lille, France, 6-11 July 2015*, volume 37 of *JMLR Workshop and Conference Proceedings*, pages 97–105. JMLR.org, 2015.
- [50] Mingsheng Long, Zhangjie Cao, Jianmin Wang, and Michael I. Jordan. Conditional adversarial domain adaptation. In Samy Bengio, Hanna M. Wallach, Hugo Larochelle, Kristen Grauman, Nicolò Cesa-Bianchi, and Roman Garnett, editors, *Advances in Neural Information Processing Systems 31: Annual Conference on Neural Information Processing Systems 2018, NeurIPS 2018, December 3-8, 2018, Montréal, Canada*, pages 1647–1657, 2018.
- [51] Mingsheng Long, Han Zhu, Jianmin Wang, and Michael I. Jordan. Deep transfer learning with joint adaptation networks. In Doina Precup and Yee Whye Teh, editors, *Proceedings of the 34th International Conference on Machine Learning, ICML 2017, Sydney, NSW, Australia, 6-11 August 2017*, volume 70 of *Proceedings of Machine Learning Research*, pages 2208–2217. PMLR, 2017.
- [52] Alireza Makhzani, Jonathon Shlens, Navdeep Jaitly, Ian Goodfellow, and Brendan Frey. Adversarial autoencoders. *arXiv preprint arXiv:1511.05644*, 2015.
- [53] Ashok Vardhan Makkuva, Amirhossein Taghvaei, Sewoong Oh, and Jason D Lee. Optimal transport mapping via input convex neural networks. *arXiv preprint arXiv:1908.10962*, 2019.

- [54] Gonzalo Mena and Jonathan Niles-Weed. Statistical bounds for entropic optimal transport: sample complexity and the central limit theorem. *Advances in Neural Information Processing Systems*, 32, 2019.
- [55] Mehdi Mirza and Simon Osindero. Conditional generative adversarial nets. *arXiv preprint arXiv:1411.1784*, 2014.
- [56] Petr Mokrov, Alexander Korotin, Lingxiao Li, Aude Genevay, Justin Solomon, and Evgeny Burnaev. Large-scale wasserstein gradient flows. *arXiv preprint arXiv:2106.00736*, 2021.
- [57] John C Nash. The (dantzig) simplex method for linear programming. *Computing in Science & Engineering*, 2(1):29–31, 2000.
- [58] François-Pierre Paty and Marco Cuturi. Regularized optimal transport is ground cost adversarial. In *International Conference on Machine Learning*, pages 7532–7542. PMLR, 2020.
- [59] Henning Petzka, Asja Fischer, and Denis Lukovnicov. On the regularization of wasserstein gans. *arXiv preprint arXiv:1709.08894*, 2017.
- [60] Gabriel Peyré, Marco Cuturi, et al. Computational optimal transport. *Foundations and Trends® in Machine Learning*, 11(5-6):355–607, 2019.
- [61] Ievgen Redko, Nicolas Courty, Rémi Flamary, and Devis Tuia. Optimal transport for multi-source domain adaptation under target shift. *arXiv preprint arXiv:1803.04899*, 2018.
- [62] Maria L Rizzo and Gábor J Székely. Energy distance. *wiley interdisciplinary reviews: Computational statistics*, 8(1):27–38, 2016.
- [63] Olaf Ronneberger, Philipp Fischer, and Thomas Brox. U-net: Convolutional networks for biomedical image segmentation. In *International Conference on Medical image computing and computer-assisted intervention*, pages 234–241. Springer, 2015.
- [64] Litu Rout, Alexander Korotin, and Evgeny Burnaev. Generative modeling with optimal transport maps. In *International Conference on Learning Representations*, 2022.
- [65] Filippo Santambrogio. Optimal transport for applied mathematicians. *Birkäuser, NY*, 55(58-63):94, 2015.
- [66] Vivien Seguy, Bharath Bhushan Damodaran, Rémi Flamary, Nicolas Courty, Antoine Rolet, and Mathieu Blondel. Large-scale optimal transport and mapping estimation. *arXiv preprint arXiv:1711.02283*, 2017.
- [67] Dino Sejdinovic, Bharath Sriperumbudur, Arthur Gretton, and Kenji Fukumizu. Equivalence of distance-based and rkhs-based statistics in hypothesis testing. *The Annals of Statistics*, pages 2263–2291, 2013.
- [68] Andrew M Stuart and Marie-Therese Wolfram. Inverse optimal transport. *SIAM Journal on Applied Mathematics*, 80(1):599–619, 2020.
- [69] Cédric Villani. *Optimal transport: old and new*, volume 338. Springer Science & Business Media, 2008.
- [70] Mei Wang and Weihong Deng. Deep visual domain adaptation: A survey. *Neurocomputing*, 312:135–153, 2018.
- [71] Han Xiao, Kashif Rasul, and Roland Vollgraf. Fashion-mnist: a novel image dataset for benchmarking machine learning algorithms. *arXiv preprint arXiv:1708.07747*, 2017.
- [72] Jun-Yan Zhu, Taesung Park, Phillip Isola, and Alexei A Efros. Unpaired image-to-image translation using cycle-consistent adversarial networks. In *Proceedings of the IEEE international conference on computer vision*, pages 2223–2232, 2017.

A Proofs

Proof of Theorem 1. We use the dual form (7) to derive

$$\text{Cost}(\mathbb{P}, \mathbb{Q}) = \sup_v \left\{ \sup_u \left[\int_{\mathcal{X}} u(x) d\mathbb{P}(x) - \mathcal{F}^*(u \oplus v) \right] + \int_{\mathcal{Y}} v(y) d\mathbb{Q}(y) \right\} = \quad (14)$$

$$\sup_v \left\{ \sup_u \left[\int_{\mathcal{X}} u(x) d\mathbb{P}(x) - \sup_{\pi} \left(\int_{\mathcal{X} \times \mathcal{Y}} (u \oplus v) d\pi(x, y) - \mathcal{F}(\pi) \right) \right] + \int_{\mathcal{Y}} v(y) d\mathbb{Q}(y) \right\} = \quad (15)$$

$$\sup_v \left\{ \sup_u \left[\int_{\mathcal{X}} u(x) d\mathbb{P}(x) + \inf_{\pi} \left(\mathcal{F}(\pi) - \int_{\mathcal{X} \times \mathcal{Y}} (u \oplus v) d\pi(x, y) \right) \right] + \int_{\mathcal{Y}} v(y) d\mathbb{Q}(y) \right\} = \quad (16)$$

$$\sup_v \left\{ \sup_u \inf_{\pi} \left(\mathcal{F}(\pi) - \int_{\mathcal{X}} u(x) d(\mathbb{P} - \pi)(x) - \int_{\mathcal{Y}} v(y) d\mathbb{Q}(y) \right) + \int_{\mathcal{Y}} v(y) d\mathbb{Q}(y) \right\} \leq \quad (17)$$

$$\sup_v \left\{ \sup_u \inf_{\pi \in \Pi(\mathbb{P})} \left(\mathcal{F}(\pi) - \int_{\mathcal{X}} u(x) d(\pi - \mathbb{P})(x) - \int_{\mathcal{Y}} v(y) d\pi(y) \right) + \int_{\mathcal{Y}} v(y) d\mathbb{Q}(y) \right\} = \quad (18)$$

$$\sup_v \left\{ \sup_u \inf_{\pi \in \Pi(\mathbb{P})} \left(\mathcal{F}(\pi) - \int_{\mathcal{Y}} v(y) d\pi(y) \right) + \int_{\mathcal{Y}} v(y) d\mathbb{Q}(y) \right\} = \quad (19)$$

$$\sup_v \left\{ \inf_{\pi \in \Pi(\mathbb{P})} \left(\mathcal{F}(\pi) - \int_{\mathcal{Y}} v(y) d\pi(y) \right) + \int_{\mathcal{Y}} v(y) d\mathbb{Q}(y) \right\} \leq \quad (20)$$

$$\sup_v \left\{ \mathcal{F}(\pi^*) - \int_{\mathcal{Y}} v(y) \underbrace{d\pi^*(y)}_{d\mathbb{Q}(y)} + \int_{\mathcal{Y}} v(y) d\mathbb{Q}(y) \right\} = \mathcal{F}(\pi^*) = \text{Cost}(\mathbb{P}, \mathbb{Q}). \quad (21)$$

In line (14), we group the terms involving the potential u . In line (15), we express the conjugate functional \mathcal{F}^* by using its definition. In transition to line (16), we replace \inf_{π} operator with the equivalent \sup_{π} operator with the changed sign. In transition to (17), we put the term $\int_{\mathcal{X}} u(x) d\mathbb{P}(x)$ under the \inf_{π} operator; we use definition $(u \oplus v)(x, y) = u(x) + v(y)$ to split the integral over $\pi(x, y)$ into two separate integrals over $\pi(x)$ and $\pi(y)$ respectively. In transition to (18), we restrict the inner \inf_{π} to probability measures $\pi \in \Pi(\mathbb{P})$ which have \mathbb{P} as the first marginal, i.e. $d\pi(x) = d\mathbb{P}(x)$. This provides an upper bound on (17), in particular, all u -dependent terms vanish, see (19). As a result, we remove the \sup_u operator in line (20). In transition to line (21) we substitute an optimal plan $\pi^* \in \Pi(\mathbb{P}, \mathbb{Q}) \subset \Pi(\mathbb{Q})$ to upper bound (20). Since $\text{Cost}(\mathbb{P}, \mathbb{Q})$ turns to be both an upper bound (21) and a lower bound (14) for (20), we conclude that (8) holds. \square

Proof of Theorem 2. Assume that $\pi^* \notin \arg \inf_{\pi \in \Pi(\mathbb{P})} \mathcal{L}(v^*, \pi)$, i.e.,

$$\mathcal{L}(v^*, \pi^*) > \inf_{\pi \in \Pi(\mathbb{P})} \mathcal{L}(v^*, \pi) = \text{Cost}(\mathbb{P}, \mathbb{Q}).$$

We substitute v^* and π^* to \mathcal{L} and see that

$$\mathcal{L}(v^*, \pi^*) = \left[\mathcal{F}(\pi^*) - \int_{\mathcal{Y}} v(y) \underbrace{d\pi^*(y)}_{d\mathbb{Q}(y)} \right] + \int_{\mathcal{Y}} v(y) d\mathbb{Q}(y) = \mathcal{F}(\pi^*) = \text{Cost}(\mathbb{P}, \mathbb{Q}),$$

which is a contradiction. Thus, the assumption is wrong and (9) holds. \square

Proof of Proposition 1. First, we prove that it is $*$ -separately increasing. For $\pi \in \mathcal{M}(\mathcal{X} \times \mathcal{Y}) \setminus \Pi(\mathbb{P})$ it holds that $\mathcal{F}(\pi) = +\infty$. Consequently,

$$\int_{\mathcal{X} \times \mathcal{Y}} c(x, y) d\pi(x, y) - \mathcal{F}(\pi) = \int_{\mathcal{X} \times \mathcal{Y}} (u(x) + v(y)) d\pi(x, y) - \mathcal{F}(\pi) = -\infty. \quad (22)$$

When $\pi \in \Pi(\mathbb{P})$ it holds that π is a probability measure. We integrate $u(x) + v(y) \leq c(x, y)$ w.r.t. π , subtract $\mathcal{F}(\pi)$ and obtain

$$\int_{\mathcal{X} \times \mathcal{Y}} c(x, y) d\pi(x, y) - \mathcal{F}(\pi) \geq \int_{\mathcal{X} \times \mathcal{Y}} (u(x) + v(y)) d\pi(x, y) - \mathcal{F}(\pi). \quad (23)$$

By taking the sup of (22) and (22) w.r.t. $\pi \in \mathcal{M}(\mathcal{X} \times \mathcal{Y})$, we obtain $\mathcal{F}^*(c) \geq \mathcal{F}^*(u \oplus v)$.⁷

Next, we prove that \mathcal{F} is convex. We prove that every term $\mathcal{E}^2(T_{\pi\sharp}(\mathbb{P}_n \times \mathbb{S}), \mathbb{Q}_n)$ is convex in π .

First, we show that $\pi \mapsto f_n(\pi) \stackrel{\text{def}}{=} T_{\pi\sharp}(\mathbb{P}_n \times \mathbb{S})$ is linear in $\pi \in \Pi(\mathbb{P})$.

Pick any $\pi_1, \pi_2, \pi_3 \in \Pi(\mathbb{P})$ which lie on the same line. Without loss of generality we assume that $\pi_3 \in [\pi_1, \pi_2]$, i.e., $\pi_3 = \alpha\pi_1 + (1 - \alpha)\pi_2$ for some $\alpha \in [0, 1]$. We need to show that

$$f_n(\pi_3) = \alpha f_n(\pi_1) + (1 - \alpha)f_n(\pi_2). \quad (24)$$

In what follows, for a random variable U we denote its distribution by $\text{Law}(U)$.

The first marginal distribution of each π_i is \mathbb{P} . From the gluing lemma [69, §1] it follows that there exists a triplet of (dependent) random variables (X, Y_1, Y_2) such that $\text{Law}(X, Y_i) = \pi_i$ for $i = 1, 2$. We define $Y_3 = Y_r$, where r is an *independent* random variable which takes values in $\{1, 2\}$ with probabilities $\{\alpha, 1 - \alpha\}$. From the construction of Y_3 it follows that $\text{Law}(X, Y_3)$ is a mixture of $\text{Law}(X, Y_1) = \pi_1$ and $\text{Law}(X, Y_2) = \pi_2$ with weights α and $1 - \alpha$. Thus, $\text{Law}(X, Y_3) = \alpha\pi_1 + (1 - \alpha)\pi_2 = \pi_3$. We conclude that $\text{Law}(Y_3|X=x) = \pi_3(\cdot|x)$ for \mathbb{P} -almost all $x \in \mathcal{X}$ (recall that $\text{Law}(X) = \mathbb{P}$). On the other hand, again by the construction, the conditional $\text{Law}(Y_3|X=x)$ is a mixture of $\text{Law}(Y_1|X=x) = \pi_1(\cdot|x)$ and $\text{Law}(Y_2|X=x) = \pi_2(\cdot|x)$ with weights α and $1 - \alpha$. Thus, $\pi_3(\cdot|x) = \alpha\pi_1(\cdot|x) + (1 - \alpha)\pi_2(\cdot|x)$ holds true for \mathbb{P} -almost all $x \in \mathcal{X}$.

Consider independent random variables $X_n \sim \mathbb{P}_n$ and $Z \sim \mathbb{S}$. From the definition of T_{π_i} we conclude that $\text{Law}(T_{\pi_i}(x, Z)) = \pi_i(\cdot|x)$ for \mathbb{P} -almost all $x \in \mathcal{X}$ and, since \mathbb{P}_n is a component of \mathbb{P} , for \mathbb{P}_n -almost all $x \in \mathcal{X}$ as well. As a result, we define $T_i = T_{\pi_i}(X_n, Z)$ and derive

$$\begin{aligned} \text{Law}(T_3|X_n = x) &= \pi_3(\cdot|x) = \alpha\pi_1(\cdot|x) + (1 - \alpha)\pi_2(\cdot|x) = \\ &= \alpha\text{Law}(T_1|X_n = x) + (1 - \alpha)\text{Law}(T_2|X_n = x) \end{aligned}$$

for \mathbb{P}_n -almost all $x \in \mathcal{X}$. Thus, $\text{Law}(X_n, T_3)$ is also a mixture of $\text{Law}(X_n, T_1)$ and $\text{Law}(X_n, T_2)$ with weights α and $1 - \alpha$. In particular, $\text{Law}(T_3) = \alpha\text{Law}(T_1) + (1 - \alpha)\text{Law}(T_2)$. We note that $\text{Law}(T_i) = f_n(\pi_i)$ by the definition of f_n and obtain (24).

Second, we highlight that for every $\nu \in \mathcal{P}(\mathcal{Y})$, the functional $\mathcal{P}(\mathcal{Y}) \ni \mu \rightarrow \mathcal{E}^2(\mu, \nu)$ is convex in μ . Indeed, \mathcal{E}^2 is a particular case of (the square of) Maximum Mean Discrepancy (MMD, [67]). Therefore, there exists a Hilbert space \mathcal{H} and a function $\phi : \mathcal{Y} \rightarrow \mathcal{H}$ (feature map), such that

$$\mathcal{E}^2(\mu, \nu) = \left\| \int_{\mathcal{Y}} \phi(y) d\mu(y) - \int_{\mathcal{Y}} \phi(y) d\nu(y) \right\|_{\mathcal{H}}^2.$$

Since the kernel mean embedding $\mu \mapsto \int_{\mathcal{Y}} \phi(y) d\mu(y)$ is linear in μ and $\|\cdot\|_{\mathcal{H}}^2$ is convex, we conclude that $\mathcal{E}^2(\mu, \nu)$ is convex in μ . To finish the proof, it remains to combine the fact that $\pi \mapsto T_{\pi\sharp}(\mathbb{P}_n \times \mathbb{S})$ is linear and $\mathcal{E}^2(\cdot, \mathbb{Q}_n)$ is convex in the first argument. \square

Proof of Proposition 2. Direct calculation of the expectation of (13) yields the value

$$\begin{aligned} \mathbb{E}\|Y - T(X, Z)\| &= \frac{1}{2}\mathbb{E}\|T(X, Z) - T(X', Z')\| = \\ \mathbb{E}\|Y - T(X, Z)\| &- \frac{1}{2}\mathbb{E}\|T(X, Z) - T(X', Z')\| - \frac{1}{2}\mathbb{E}\|Y - Y'\| + \frac{1}{2}\mathbb{E}\|Y - Y'\| = \\ &= \mathcal{E}^2(T_{\sharp}(\mathbb{P}_n \times \mathbb{S}), \mathbb{Q}_n) + \frac{1}{2}\mathbb{E}\|Y - Y'\|, \quad (25) \end{aligned}$$

where $Y, Y' \sim \mathbb{Q}_n$ and $(X, Z), (X', Z') \sim (\mathbb{P}_n \times \mathbb{S})$ are independent random variables. It remains to note that $\frac{1}{2}\mathbb{E}\|Y - Y'\|$ is a T -independent constant. \square

⁷The proof is generic and works for any functional which equals $+\infty$ outside $\pi \in \mathcal{P}(\mathcal{X} \times \mathcal{Y})$.

B Additional Training Details

DATA PREPROCESSING. We rescale the images to size 32×32 and normalize their channels to $[-1, 1]$. For the grayscale images, we repeat their channel 3 times and work with 3-channel images. We do not apply any augmentations to data. We use the default train-test splits for all the datasets.

TRAINING DETAILS. In our Algorithm 2, we use Adam [37] optimizer with $lr = 10^{-4}$ for both T_θ and v_ω . The number of inner iterations for T_θ is $K_T = 10$. Doing preliminary experiments, we noted that it is sufficient to use small mini-batch sizes K_X, K_Y, K_Z in (13). Therefore, we decided to average loss values over K_B small independent mini-batches (each from class n with probability α_n) rather than use a single large batch from one class. This is done parallel with tensor operations.

Two moons. We use 500 train and 150 test samples for each moon. We use the fully-connected net with 2 ReLU hidden layers size of 128 for both T_θ and v_ω . We train the model for 10k iterations of v_ω with $K_B = 32, K_X = K_Y = 2$ (K_Z plays no role as we do not use z here).

Gaussians. We use the fully-connected network with 2 ReLU hidden layers size of 256 for both T_θ and v_ω . There are 10000 train and 500 test samples in each Gaussian. We train the model for 10k iterations of v_ω with $K_B = 32, K_X = K_Y = 2$ (K_Z plays no role here as well).

Images. We use WGAN-QC discriminator’s ResNet architecture [31] for potential v_ω . We use UNet⁸ [63] as the stochastic transport map $T_\theta(x, z)$. To condition it on z , we insert conditional instance normalization (CondIN) layers after each UNet’s upscaling block⁹. We use CondIN from AugCycleGAN [2]. In experiments, z is the 128-dimensional standard Gaussian noise. The batch size is $K_B = 32, K_X = K_Y = 2, K_Z = 2$ for training with z . When training without z , we use the original UNet without conditioning; the batch parameters are the same (K_Z does not matter). Our method converges in $\approx 60k$ iterations of v_ω .

OTDD flow details. As in our method, the number of labeled samples in each class is 10. We learn the OTDD flow between the labeled source dataset¹⁰ and labeled target samples. Note the OTDD method does not use the unlabeled target samples. As the OTDD method does not produce out-of-sample estimates, we train UNet to map the source data to the data produced by the OTDD flow via regression. Then we compute the metrics on test (FID, accuracy) for this mapping network.

⁸github.com/milesial/Pytorch-UNet

⁹github.com/kgkgzrtk/cUNet-Pytorch

¹⁰We use only 15k source samples since OTDD is computationally heavy (the authors use 2k samples).

C Additional Examples of Stochastic Maps

In this subsection, we study the structure of the learned stochastic map for \mathcal{F}_G (with z). We consider all images datasets from the main experiments section. The results are shown in Figure 8. As it can be seen, for a fixed x and different z , our model generates diverse samples.



Figure 8: Stochastic transport maps $T_\theta(x, z)$ learned by our Algorithm 2. Additional examples.

D Imbalanced Classes

In this subsection, we study the behaviour of the optimal map for \mathcal{F}_G when the classes are imbalanced in input and target domains. Since our method learns a transport map from \mathbb{P} to \mathbb{Q} , it should capture the class balance of the \mathbb{Q} *regardless* of the class balance in \mathbb{P} . We check this below.

We consider MNIST \rightarrow USPS datasets with $n = 3$ classes in MNIST and $n = 3$ classes in USPS. We assume that the class probabilities are $\alpha_1 = \alpha_2 = \frac{1}{2}, \alpha_3 = 0$ and $\beta_1 = \beta_2 = \beta_3 = \frac{1}{3}$. That is, there is no class 3 in the source dataset and it is not used anywhere during training. In turn, the target class 3 is not used when training T_θ but is used when training f_ω . All the hyperparameters here are the same as in the previous MNIST \rightarrow USPS experiments with 10 known labels in target classes. The results are shown in Figure 9a and 10. We present deterministic (no z) and stochastic (with z) maps.

Our cost functional \mathcal{F}_G stimulates the map to maximally preserve the input class. However, to transport \mathbb{P} to \mathbb{Q} , the model *must* change the class balance. We show the confusion matrix for learned maps T_θ in Figures 9b, 10b. It illustrates that model maximally preserves the input classes 0, 1 and uniformly distributes the input classes 0 and 1 into the class 2, as suggested by our cost functional.




Figure 9: Imbalanced MNIST \rightarrow USPS translation with functional \mathcal{F}_G (deterministic, no z).

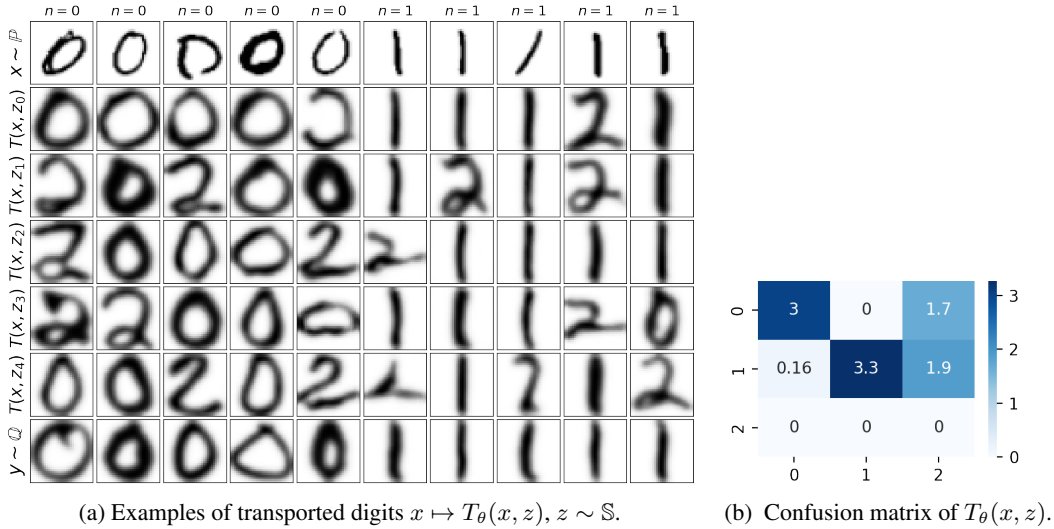


Figure 10: Imbalanced MNIST \rightarrow USPS translation with functional \mathcal{F}_G (stochastic, with z).