

EAMM: One-Shot Emotional Talking Face via Audio-Based Emotion-Aware Motion Model

XINYA JI, Nanjing University, China

HANG ZHOU, The Chinese University of Hong Kong, China

KAISIYUAN WANG, University of Sydney, Australia

QIANYI WU, Monash University, Australia

WAYNE WU*, SenseTime Research, China

FENG XU*, BNRist and school of software, Tsinghua University, China

XUN CAO*, Nanjing University, China



Fig. 1. Qualitative results of our Emotion-Aware Motion Model. Given a single portrait image, we can synthesize emotional talking faces, where mouth movements match the input audio and facial emotion dynamics follow the emotion source video. Natural video (top row) from LRW dataset [Chung and Zisserman 2016a] ©BBC. Emotional videos (at left corner) from MEAD dataset [Wang et al. 2020b] ©SenseTime and RAVDESS dataset [Livingstone and Russo 2018] ©SMART Lab (CC BY-NC-SA). Natural face (middle row) from CFD dataset [Ma et al. 2015] ©The University of Chicago. Natural face (bottom row) from CREMA-D dataset [Cao et al. 2014] (OdbL).

Although significant progress has been made to audio-driven talking face generation, existing methods either neglect facial emotion or cannot be applied to arbitrary subjects. In this paper, we propose the Emotion-Aware Motion Model (EAMM) to generate one-shot emotional talking faces by involving an emotion source video. Specifically, we first propose an Audio2Facial-Dynamics module, which renders talking faces from audio-driven unsupervised zero- and first-order key-points motion. Then through exploring the

*Corresponding authors

Permission to make digital or hard copies of all or part of this work for personal or classroom use is granted without fee provided that copies are not made or distributed for profit or commercial advantage and that copies bear this notice and the full citation on the first page. Copyrights for components of this work owned by others than the author(s) must be honored. Abstracting with credit is permitted. To copy otherwise, or republish, to post on servers or to redistribute to lists, requires prior specific permission and/or a fee. Request permissions from permissions@acm.org.

SIGGRAPH '22 Conference Proceedings, August 7–11, 2022, Vancouver, BC, Canada
 © 2022 Copyright held by the owner/author(s). Publication rights licensed to ACM.
 ACM ISBN 978-1-4503-9337-9/22/08...\$15.00
<https://doi.org/10.1145/3528233.3530745>

motion model’s properties, we further propose an Implicit Emotion Displacement Learner to represent emotion-related facial dynamics as linearly additive displacements to the previously acquired motion representations. Comprehensive experiments demonstrate that by incorporating the results from both modules, our method can generate satisfactory talking face results on arbitrary subjects with realistic emotion patterns.

CCS Concepts: • **Computing methodologies** → **Animation**; *Neural networks*.

Additional Key Words and Phrases: Facial Animation, Neural Networks

ACM Reference Format:

Xinya Ji, Hang Zhou, Kaisiyuan Wang, Qianyi Wu, Wayne Wu, Feng Xu, and Xun Cao. 2022. EAMM: One-Shot Emotional Talking Face via Audio-Based Emotion-Aware Motion Model. In *Special Interest Group on Computer Graphics and Interactive Techniques Conference Proceedings (SIGGRAPH '22 Conference Proceedings)*, August 7–11, 2022, Vancouver, BC, Canada. ACM, New York, NY, USA, 10 pages. <https://doi.org/10.1145/3528233.3530745>

1 INTRODUCTION

The task of audio-driven talking face animation enables various applications ranging from visual dubbing, digital avatars, teleconferencing to mixed reality. While extensive progress has been made in this area [Fried et al. 2019; Thies et al. 2020; Zhou et al. 2021, 2020], many of them rely on long video recordings of a source portrait [Edwards et al. 2016; Karras et al. 2017; Yao et al. 2021] to generate facial expressions, which are not available in most scenarios. On the other hand, methods driving only one frame [Chung et al. 2017; Mittal and Wang 2020; Zhou et al. 2019] merely focus on synthesizing audio-synchronized mouth shapes without considering emotion, the key factor for realistic animation. Thus how to enable expressive emotional editing under the one-shot talking face setting remains an open problem.

Previous methods either identify emotion from a fixed number of labels [Abdrashitov et al. 2020; Li et al. 2021; Wang et al. 2020b] or only a small range of labeled audio data [Ji et al. 2021]. However, fixed labels can only represent limited emotions in a coarse-grained discrete manner, making it hard to achieve natural emotion transitions. Additionally, determining emotions from audio only may lead to ambiguities. People sometimes fail to perceive the varying emotions hidden in the speech and the performance of emotion recognition models is not satisfying for general speech. Thus both of them limit the applicability of an emotional talking face model. Differently, we argue that the dynamic emotion can be formulated into a transferable motion pattern extracted from an additional emotional video.

Therefore, our goal is to devise a one-shot talking-face system that takes four kinds of inputs, including an identity source image with neutral expression, a speech source audio, a pre-defined pose and an emotion source video. However, achieving such a system is not trivial. 1) Generating emotional information requires deforming the non-rigid facial structures, which are implicitly but strongly coupled with identity and mouth movements. Previous methods usually adopt strong prior of human faces, such as landmarks [Kim et al. 2019; Wang et al. 2020b] and 3D models [Anderson et al. 2013; Richard et al. 2021]. Nevertheless, these methods suffer from error accumulation caused by model inaccuracy. 2) The extraction of emotion patterns is also challenging due to their entanglement with other factors.

To cope with such issues, in this paper, we present a novel approach named *Emotion-Aware Motion Model (EAMM)*. Our intuition is that unsupervised zero- and first-order motion representations [Siarohin et al. 2019a,b; Wang et al. 2021b] are capable of modeling local flow fields on faces, which is suitable for manipulating emotion deformations. The key is to *transfer the local emotional deformations to an audio-driven talking face with self-learned key-points and local affine transformations*. Specifically, we firstly achieve talking face generation from a single image through a simple *Audio2Facial-Dynamics (A2FD)* module. It maps audio representations and extracted poses to unsupervised key points and their first-order dynamics. An additional flow estimator and a generator then cope with the representations for image reconstruction.

In order to further decompose the local emotion dynamics from appearances, we perform empirical explorations for the motion

model’s intrinsic working mechanisms. Two interesting properties are identified. 1) The dynamic movements in the facial region are only affected by specific key-points and affine transforms, which are denoted as *face-related representations*. 2) The relative displacements of the *face-related representations* are generally linear-additive. However, the face-related displacements also contain undesirable mouth movements and structural deformation, making them not directly applicable to our current model.

To this end, we design an *Implicit Emotion Displacement Learner* to learn only emotion-related displacements on the A2FD module’s *face-related representations*. Particularly, we leverage an effective augmentation strategy on emotion sources to alleviate the influence of undesired factors. Then we derive an emotion-feature conditioned implicit function that maps the whole set of motion representations in the A2FD module to the expected *face-related representations’* displacements. By linearly combining all motion representations from the two modules, our model complementarily covers both the mouth shapes and emotional dynamics. Extensive experiments demonstrate that our method can generate satisfactory talking face results on arbitrary subjects with realistic emotion patterns.

Our contributions are summarized as follows: **1)** We propose the Audio2Facial-Dynamics module, which generates neutral audio-driven talking faces by predicting unsupervised motion representations in a simple manner. **2)** Based on two empirical observations, we propose the Implicit Emotion Displacement Learner that can extract the face-related representations’ displacements from emotion sources. **3)** Our proposed Emotion-Aware Motion Model (EAMM) manages to generate one-shot talking head animations with emotion control. To the best of our knowledge, it is one of the earliest attempts in this field.

2 RELATED WORK

Audio-Driven Talking Face Generation. It is a task which aims to generate talking-face videos from audio clips [Brand 1999; Bregler et al. 1997a,b; Lu et al. 2021; Wang et al. 2012; Zhou et al. 2018]. These methods can be mainly classified into person-specific or person-agnostic methods. Though person-specific methods produce better animation results, their application scenarios are limited. Their training time required for modeling one person may cost several hours [Suwajanakorn et al. 2017] or few minutes [Lu et al. 2021; Thies et al. 2020]. Suwajanakorn et al. [2017] synthesize high-quality Obama talking faces from his voice track by using 17-hour videos for training. Thies et al. [2020] and Lu et al. [2021] propose to generate photo-realistic talking videos with about a 3-minute length person-specific video for training. But they cannot be applied to one image. On the other hand, Chung et al. [2017] generate talking faces in a one-shot manner for the first time. Later, Chen et al. [2019a] and Zhou et al. [2020] improve the schedule by leveraging facial landmarks as intermediate representations. Zhou et al. [2021] further involve pose control into the one-shot setting, but none of these works achieves emotional control.

Emotional Talking Face generation. Emotion [Cole et al. 2017] is a factor that plays a strong role in realistic animation. Only a few works consider it in talking face generation due to the difficulty of producing emotion dynamics. Sadoughi et al. [2019] learn the

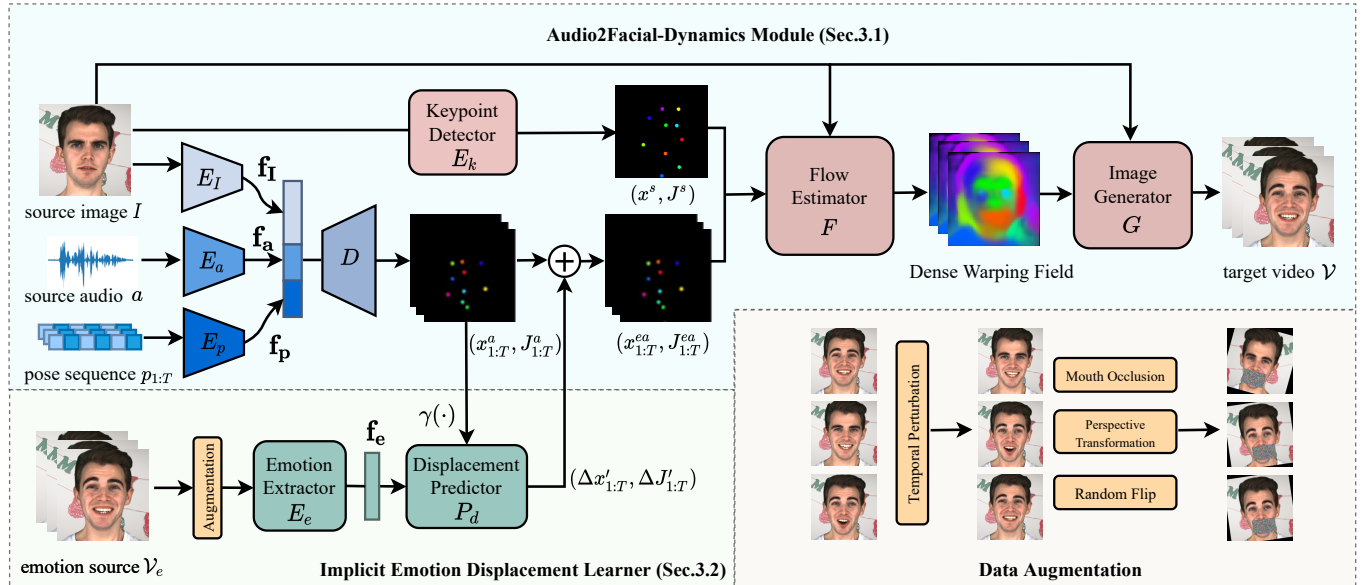


Fig. 2. Overview of our *Emotion-Aware Motion Model*. Our framework includes two modules: *Audio2Facial-Dynamics module* for one-shot audio-driven talking head generation and *Implicit Emotion Displacement Learner* for extracting emotional patterns.

relationship between emotion and lip movements from a designed conditional generative adversarial network. Vougioukas et al. [2020] introduce three discriminators for a temporal GAN. However, both of them fail to generate semantic expressions and achieve emotion manipulation. Recently, Wang et al. [2020b] collect the MEAD dataset and set emotions as one-hot vectors to achieve emotion control. While Ji et al. [2021] propose to decompose speech into decoupled content and emotion spaces, and then synthesize emotion dynamics from audio. Nevertheless, their methods cannot be applied to unseen characters and audios. Different from them, we resort to a source video and disentangle the emotion information to achieve emotion control in the one-shot setting.

Video-driven Facial Animation. Video-driven animation leverages a video to reenact facial motion, which is highly related to audio-driven talking-face generation. Traditional approaches demand prior knowledge or manual labels of the animated target such as 3D morphable model [Kim et al. 2018; Thies et al. 2016; Zollhöfer et al. 2018] or 2D landmark [Burkov et al. 2020; Chen et al. 2020; Huang et al. 2020; Isola et al. 2017; Tripathy et al. 2021; Wu et al. 2018; Yao et al. 2020; Zakharov et al. 2020; Zhang et al. 2020]. Recently, a few methods [Siarohin et al. 2019a,b] that do not require priors have been explored. They employ a self-supervised framework and model the motion in a dense field, in which case appearance and motion are decoupled. Our model is built upon a similar idea.

3 METHOD

The overview of our *Emotion-Aware Motion Model* (EAMM) is shown in Figure 2, where different kinds of signals are taken as the inputs to generate emotional talking faces. Our EAMM mainly consists of two parts, an *Audio2Facial-Dynamics module* that achieves

audio-driven talking face generation with neutral expressions from one neutral frame (Section 3.1) and an *Implicit Emotion Displacement Learner* that involves emotional dynamics (Section 3.2). In the following sections, we introduce each part in detail.

3.1 Audio2Facial-Dynamics Module

The first step toward audio-driven emotional talking face is to build a one-shot system that is plausible for integrating expression dynamics. To this end, we design the *Audio2Facial-Dynamics* (A2FD) module, which firstly models facial movements with neutral expressions. The motion is represented as a set of unsupervised keypoints and their first order dynamics inspired by [Siarohin et al. 2019b; Wang et al. 2021a]. Based on this motion representation, warping fields can be calculated to account for the local facial motions, and thus facilitates further the generation of emotional talking faces.

Training Formulation. Since direct supervision is not available due to the lack of paired data, we adopt the self-supervised training strategy [Chen et al. 2019b; Zhou et al. 2021]. For each training video clip $\mathcal{V} = \{I_1, \dots, I_t, \dots, I_T\}$, we randomly select one frame I as the identity source image, and take Mel Frequency Cepstral Coefficients (MFCC) [Logan 2000] $s_{1:T}$ of the corresponding speech audio a as the speech source audio representations. Considering that head pose is also a key component, which can hardly be inferred from audios, we assign the pose sequence $p_{1:T}$ estimated from the training video clip by an off-the-shelf tool [Guo et al. 2020] as additional inputs. A 6-dim vector (i.e., 3 for rotation, 2 for translation and 1 for scale) is used to represent head pose for each frame p_t . Note that in the testing stage, the identity image I , the speech source audio clip a and the pose sequence $p_{1:T}$ can come from *different sources*.

Pipeline of A2FD. As illustrated in Figure 2, we first use three encoders (i.e., E_I , E_a and E_p) to extract the corresponding information from the three inputs, which are denoted as the identity feature f_I , the audio feature f_a and the pose feature f_p . Then we combine the three extracted features and feed them into a LSTM-based [Hochreiter and Schmidhuber 1997] decoder D to recurrently predict the unsupervised motion representations for the whole sequence. The motion representations at each time step t are composed of N implicitly learned key-points $\mathbf{x}_t^a \in \mathbb{R}^{N \times 2}$ and their first order motion dynamics, i.e., jacobians $\mathbf{J}_t^a \in \mathbb{R}^{N \times 2 \times 2}$, where each jacobian denotes the local affine transformation for the neighbourhood area at each key-point (zero-order representation) position. We set $N = 10$ by default throughout the paper.

In order to derive the warping fields correlated with local dynamics, the standard-positioned zero- and first-order representations of the initial frame I should be provided. Instead of learning all representations from scratch, we argue that our A2FD module would be easier to learn if we share the audio-involved key-point distribution with a pretrained video-driven first-order motion model’s [Siarohin et al. 2019b].

Thus we employ a pretrained key-point detector E_k from [Siarohin et al. 2019b] to predict the initial motion representations \mathbf{x}^s and \mathbf{J}^s from the source image I . Then we adopt a flow estimator F to generate a dense warping field that describes the non-linear transformation from the source image to the target video frame. Specifically, at each time step t , we first calculate N warping flows as well as a set of masks M based on the predicted key-points \mathbf{x}_t^a , \mathbf{x}^s and the jacobians \mathbf{J}_t^a , \mathbf{J}^s . Then by weighted combining the masks M to the warping flows, we obtain the final dense warping field. Finally, we feed the dense warping field together with the source image I into an image generator G to produce the final output frame at each time step \hat{I}_t . Please refer to [Siarohin et al. 2019b] for more details.

Training Objectives. As stated before, we would like to share the motion representation’s distribution with the visual-based model, we leverage E_k as a specific teacher network for our audio-based model learning. Specifically, the key-points \mathbf{x}_t^v , and their jacobian \mathbf{J}_t^v extracted by E_k from the training video clip \mathcal{V} are served as intermediate supervisions. Then we formulate a key-point loss term L_{kp} defined below to train our A2FD module:

$$L_{kp} = \frac{1}{T} \sum_{t=1}^T (\|\mathbf{x}_t^a - \mathbf{x}_t^v\|_1 + \|\mathbf{J}_t^a - \mathbf{J}_t^v\|_1). \quad (1)$$

In the second stage, we use a perceptual loss term L_{per} to fine-tune the model by minimizing the difference between the reconstructed frame \hat{I}_t and the target frame I_t :

$$L_{per} = \sum_{i=1}^l \|\text{VGG}_i(\hat{I}_t - \text{VGG}_i(I_t))\|_1, \quad (2)$$

where $\text{VGG}_i(\cdot)$ is the i^{th} channel feature of a pretrained VGG network [Johnson et al. 2016] with l channels. The total loss function is defined as:

$$L_{mo} = L_{kp} + \lambda_{per} L_{per}, \quad (3)$$

where λ_{per} represents the weight for L_{per} .




Fig. 3. Visualization of the masks for face related key-points. The bottom-left image shows ten learned key-points and the bottom-right image indicates the composition masks. We also visualize the masks of the three face-related key-points separately in the top row. Natural face from CFD dataset ©The University of Chicago.

Discussion. After the generation of neutral talking faces with audio inputs, one straightforward idea is to directly incorporate the emotional source into this pipeline. However, an emotional source naturally contains all facial information including the mouth, identity and pose, leading to undesirable results. Thus this brings the need to decouple emotional information within our motion representations and warping field.

We start by exploring how the warping field transforms the source image I based on the key-points \mathbf{x} . We visualize the composition masks M shown in Figure 3 and observe that the face region is only affected by three *face-related* key-points. The set of representations with only three key-points are denoted as $(\mathbf{x}', \mathbf{J}')$.

Inspired by this observation, we perform a simple experiment to validate whether we can transfer the emotion pattern from an emotion source video to our A2FD module by merely editing the three face-related key-points and their jacobians. One simple idea is to find whether the deviation between emotional and neutral motion representations of the same person can be linearly additive, i.e., to impose emotion by adding the displacements on other faces’ motion representations. To alleviate the influence of the mouth, we leverage both the pretrained model that extracts full facial dynamics and our A2FD model that generates neutral talking faces. Ideally, their mouth shapes should be aligned within the representations.

Concretely, we first detect key-points $\mathbf{x}^{e'}$ and jacobians $\mathbf{J}^{e'}$ from an emotion source video with E_k . Then we feed its audio and a neutral status image of this person into our A2FD module to generate $\mathbf{x}^{n'}$ and $\mathbf{J}^{n'}$. We calculate the deviation $(\mathbf{x}^{e'} - \mathbf{x}^{n'}, \mathbf{J}^{e'} - \mathbf{J}^{n'})$, which is assumed to include emotion information. By simply adding this deviation as displacements onto the motion representations of an arbitrary person, we observe that the motion dynamics can

Table 1. Quantitative comparisons with state-of-the-art methods. We show quantitative results on LRW [Chung and Zisserman 2016a] and MEAD [Wang et al. 2020b] datasets. The results of LRW are only generated by the Audio2Facial-Dynamics Module, as there is no emotion annotation in LRW. The metrics related to video quality and landmarks are calculated by comparing the generated results with the ground truth. Here M- denotes mouth and F- denotes face region. The signages “ \uparrow ” and “ \downarrow ” indicate higher and lower metric values for better results, respectively.

Method	LRW [2016a]					MEAD [2020b]				
	SSIM \uparrow	PSNR \uparrow	SyncNet \uparrow	M-LMD \downarrow	F-LMD \downarrow	SSIM \uparrow	PSNR \uparrow	SyncNet \uparrow	M-LMD \downarrow	F-LMD \downarrow
ATVG [2019b]	0.69	28.98	5.12	2.69	2.64	0.57	28.58	2.24	3.14	3.87
SDA [2018]	0.50	28.96	5.26	2.75	4.74	0.44	28.54	1.88	3.99	4.50
Wav2Lip [2020]	0.73	30.63	5.94	1.81	2.46	0.57	29.03	2.24	3.43	3.80
MakeItTalk [2020]	0.69	30.38	5.34	2.20	2.83	0.56	28.92	2.20	3.80	3.92
PC-AVS [2021]	0.71	30.39	5.46	1.67	2.05	0.60	29.02	2.10	2.97	2.74
Ground Truth	1.00	-	5.56	0.00	0.00	1.00	-	2.18	0.00	0.00
Ours	0.74	30.92	5.52	1.61	2.08	0.66	29.29	2.26	2.41	2.55

be successfully transferred on the generated results. Thus we can regard these representations as roughly linearly additive.

However, while the emotion information can be preserved, we observe that there are many undesirable artifacts around the face boundary and the mouth. A possible explanation is the calculated displacements include not only emotion information but also other factors, such as identity, pose and speech content, which results in inaccurate guidance for the subsequent generation.

3.2 Implicit Emotion Displacement Learner

According to the observation above, we can basically formulate the emotion pattern as the complementary displacements to the face-related key-points and jacobians. Therefore, we design an Implicit Emotion Displacement Learner to extract emotion information from the emotional video $\mathcal{V}_e = \{Q_1, \dots, Q_t, \dots, Q_T\}$ and then encode them as the displacements $(\Delta x', \Delta J')$ to the three face-related key-points and jacobians (x', J') from the A2FD module.

Data Processing. To disentangle the emotion from other factors, we design a special data augmentation strategy. Specifically, to block the speech content information, we occlude the lip and jaw movements using a mask filled with random noise. In addition, to eliminate the effects of pose and natural movement like blinking, we introduce a *temporal perturbation technique*. For each time step t , instead of using the frame Q_t for emotion extraction, we select a frame from different time steps perturbed around the current time t . Moreover, to further alleviate the influence of facial structure information, we apply the perspective transformation and random horizontal flip [Zhou et al. 2021]. This data augmentation strategy is also demonstrated in Figure 2.

Learning Emotion Displacements. To incorporate the emotion pattern into our A2FD module, we first employ an emotion extractor E_e to extract the emotion feature f_e from the processed video frames. For generating emotion dynamics synchronized with the input audio, we take the key-points $x_{1:T}^a$ and their jacobians $J_{1:T}^a$ predicted from the A2FD module together with f_e as the inputs to our displacement predictor P_d . It employs a 4-layer multiple layer perceptrons (MLP) to predict the displacements referred to as $\Delta x_{1:T}^a$ and $\Delta J_{1:T}^a$. Note that a positional encoding operation [Mildenhall et al. 2020] is

performed to project the key-points into a high dimensional space, which enables the model to capture higher frequency details. Finally, we produce the N emotional audio-learned key-points $x_{1:T}^{ea}$ and jacobians $J_{1:T}^{ea}$ by linearly adding $\Delta x_{1:T}^a$ and $\Delta J_{1:T}^a$ onto audio-learned representations $x_{1:T}^a, J_{1:T}^a$.

Training Objectives. During training, we follow the self-supervised training strategy in Sec. 3.1. Specifically, for each emotion source video \mathcal{V}_e , we use the pretrained detector E_k to extract the N key-points $x_{1:T}^e$ and jacobians $J_{1:T}^e$ as the ground-truth, and then we minimize the difference between the emotional audio-learned key-points $x_{1:T}^{ea}$, jacobians $J_{1:T}^{ea}$ and the ground-truth by reformulating the loss term L_{kp} in Eq. 1 as:

$$L_{kp} = \frac{1}{T} \sum_{t=1}^T (\|x_t^{ea} - x_t^e\|_1 + \|J_t^{ea} - J_t^e\|_1). \quad (4)$$

Note that we also use the loss term L_{per} in Eq. 2 to finetune the A2FD module when training our implicit emotion displacement learner.

3.3 Implementation Details

All videos are aligned via centering (crop & resize) the location of the first frame’s face and resized to 256×256 . The videos are sampled at the rate of 25 FPS and the audios are pre-processed to 16kHz. For audio features, we compute 28-dim MFCC with the window size of 10 ms to produce a 28×12 feature for each frame.

Dataset. We use the LRW [Chung and Zisserman 2016a] dataset which has no emotion annotation to train our A2FD module. LRW is an in-the-wild audio-visual dataset collected from BBC news, including 1000 utterances of 500 different words, each of which lasts for about 1 second. Featuring a variety of speakers and head motions, it is well-suited for our training objectives. We split the train/test corpus following the setting of LRW.

Emotional dataset MEAD [Wang et al. 2020b] is used to train our implicit emotion displacement learner. MEAD is a high-quality emotional talking-face dataset, including recorded videos of different actors speaking with 8 different emotions. Here, we select 34 actors for training and 6 actors for testing.




Fig. 4. Qualitative comparisons with state-of-the-art methods on two cases. The top row shows the identity, speech content audio, and emotion source clips. The emotion categories of the videos are surprised (left) and angry (right). The second row shows the corresponding frames of the audio source, *i.e.*, ground truth for mouth shapes. Please zoom in to see the expressions at the red arrows. Natural videos (second row) from LRW dataset ©BBC. Natural face (left) from CFD dataset ©The University of Chicago. Natural face (right) from CREMA-D dataset (ODbL).

All experiments are implemented on PyTorch using Adam optimizer with an initial learning rate of 2×10^{-4} , which linearly decays to 2×10^{-5} . The two parts require 3 and 2 days for training on 4 NVIDIA 1080Ti GPUs, respectively.

4 RESULTS

In the following, we present the comparison results with other state-of-the-art methods, the results of a user study and the design evaluation of our approach. Please see the supplementary for more details of the experiment settings.

4.1 Evaluation

We perform comparisons with state-of-the-art methods (*i.e.*, ATVG [Chen et al. 2019b], Speech-driven-animation [Vougioukas et al. 2018], Wav2Lip [Prajwal et al. 2020], MakeItTalk [Zhou et al. 2020], PC-AVS [Zhou et al. 2021]) on the test set of LRW and MEAD.

Evaluation Metrics. To evaluate the synchronization between the generated mouth shapes and the input audio, we adopt the metric landmarks distances on the mouth (M -LMD) [Chen et al. 2019b] and the *confidence score* of SyncNet [Chung and Zisserman 2016b]. Then we use the LMD on the whole face (F -LMD) to measure the accuracy of facial expression and poses. To evaluate the quality of the generated videos, we also introduce SSIM [Wang et al. 2004] and PSNR as additional metrics.

Quantitative Results. The experiments are conducted in a self-driving setting, in which we use the audio and detected pose sequence of each test video as the audio and pose source. Note that for the LRW dataset without emotion, we only use the A2FD Module to generate the results, where we randomly select a frame from each video in LRW as the source image. While for the MEAD dataset with emotions, the source image is randomly selected from a neutral video of the same speaker as in the test video. Moreover, instead of

Table 2. User study results evaluated on three different aspects (the maximum score value is 5) and the emotion classification accuracy.

Score/Method	ATVG [2019b]	SDA [2018]	Wav2Lip [2020]	MakeItTalk [2020]	PC-AVS [2021]	Real	Ours
Lip Synchronization	3.01	2.30	3.54	3.48	3.79	4.41	3.81
Facial Expression Naturalness	2.52	2.25	2.65	3.34	3.10	4.03	3.47
Video Quality	2.54	2.17	3.83	3.79	3.26	4.42	3.89
Emotion Accuracy	10%	11%	13%	12%	15%	71%	58%

directly using the test video as the emotion source, we adopt a fair setting as in [Zhou et al. 2021] for emotion source acquisition. We first align all the generated and real frames to the same size and then detect their facial landmarks for comparison. The comparison results are reported in Table 1. Our method achieves the highest score among all metrics on MEAD and most metrics on LRW. It’s worth noting that Wav2Lip is trained with a SyncNet discriminator, thus it is natural to get the highest confidence score of SyncNet on LRW. Our results are comparable with the ground truth, which means the achievement of satisfactory audio-visual synchronization.

As for the F-LMD that accounts for both pose and expressions, our method achieves comparable results with PC-AVS on LRW. The reason is that there are fewer emotional expression changes on LRW compared with MEAD, on which we achieve better results.

Qualitative Results. We also provide a qualitative comparison between our method and state-of-the-art methods in Figure 4. Here we randomly select an emotional video in MEAD as the emotion source for our method. Our method can generate vivid emotional animation with natural head movements and accurate mouth shapes, while other methods cannot generate obvious emotional dynamics (see the red arrows). Concretely, only Wav2Lip and PC-AVS can generate mouth motions competitive with ours. However, Wav2Lip merely focuses on the synchronization between the speech audio and lip movements without considering the facial expression and head pose. Though PC-AVS is able to control the head poses, it neglects emotion dynamics for generating realistic animation. SDA can produce results with changing facial expressions, however, the generated expressions are always unstable which affects the identity. We also show the results of our A2FD module. Our A2FD module generates talking face animation with accurate mouth motions and head movements in a neutral expression. The comparison between the results of the A2FD module and ours also demonstrates that the emotion displacements learned from the Implicit Emotion Displacement Learner are disentangled with the speech content and facial structure information of the emotion source video. More comparisons results can be seen in the accompanying video.

4.2 User Study

We conduct a user study to compare our method with real data and other state-of-the-art methods mentioned before. We recruit 20 participants with computer science background, in which 14 are male and 6 are female. The ages of the participants range from 21 to 25. We select 5 videos for each emotion category on the test set of MEAD as the emotion source videos. For each emotion source video, we randomly select the image and audio source from the test set of LRW and MEAD to generate 40 videos (5×8 emotions) for each

method. We also randomly select 40 real videos with corresponding emotions. Thus, each participant engages in 280 (7×40 videos) trials and the videos are shown in a random order to reduce fatigue. We first show real labeled videos with eight different emotion categories to the participants for reference. Then, for each presented video clip, we design a two-stage procedure. In the first stage, the participants are required to evaluate the given video from three aspects (i.e., “lip synchronization”, “naturalness of facial expression”, and “video quality”) and give a score from 1 (worst) to 5 (best) for each aspect.

Moreover, since there are specific emotion labels for source videos in MEAD, we conduct an emotion classification task to evaluate the generated emotion on our method in the second stage. Specifically, we show the same muted video and ask the participants to choose the emotion type of the video from eight categories. The videos shown in the second stage are muted so that the participants can only focus on the facial expressions. The generated video and emotion can be well evaluated in this way. Basically, it takes about 90 minutes for each participant to finish the experiment.

The results are shown in Table 2. Our work achieves the highest scores over the three aspects apart from the real data, which indicates the effectiveness of our method. What’s more, we obtain 58% accuracy in emotion classification, while the accuracy scores of other methods are much lower than ours, since they cannot generate realistic emotion dynamics.

4.3 Ablation Study

We conduct ablation studies on the MEAD dataset to demonstrate the effectiveness of our *Implicit Emotion Displacement Learner* (Section 3.2) and verify the contributions of the three important components in it (i.e., data augmentation, conditional audio-driven key-points and jacobians input and learning displacements for *three face-related representations*). Specifically, we design five variants in total, and the first two of them are designed to evaluate our motion model design: (1) *A2FD (Baseline)*: our EAMM without using *Implicit Emotion Displacement Learner*; (2) *Feature-based*: representing emotion dynamics at the feature space. The other three are designed to verify the components in *Implicit Emotion Displacement Learner*: (3) *w/o augmentation*: without using data augmentation; (4) *w/o condition*: without using the conditional audio-driven key-points and jacobians input; (5) *displacement for all points*: learning emotion displacements for all the key-points and their jacobians. Note that the variant *Feature-based* is designed to explore whether the emotion pattern can be represented as a feature instead of the displacement manner. Specifically, we first use two separated encoders to extract the audio feature f_a and the emotion feature f_e , respectively. Then

Table 3. Quantitative ablation study. We provide quantitative results of five variants and our EAMM on emotion accuracy, M-LMD, F-LMD and SSIM.

Method/Score	Acc _{emo} ↑	M-LMD ↓	F-LMD ↓	SSIM ↑
A2FD (Baseline)	14.07	2.78	2.69	0.62
Feature-based	48.26	2.62	2.61	0.64
w/o augmentation	49.37	2.60	2.56	0.63
w/o condition	52.54	2.58	2.60	0.65
All points	57.26	2.49	2.62	0.66
Ours	68.41	2.41	2.55	0.66

we introduce a commonly used operation in the works of style-transfer, AdaIN [Huang and Belongie 2017], to transfer the emotion style from the emotion feature f_e to the audio feature f_a . Lastly, we use a decoder [Siarohin et al. 2019b] to predict the final key-points and jacobians.

Apart from the metrics mentioned in Section 4.1, we additionally use an off-the-shelf emotion classification network [Meng et al. 2019] to evaluate the accuracy of the generated emotion. The classification network is trained on the MEAD dataset and achieves a 90% accuracy rate on the test set, which ensures the confidentiality of the evaluation results. The quantitative results shown in Table 3 and the visualization shown in Figure 5, both demonstrate that *Implicit Emotion Displacement Learner* and its three components are effective designs for emotion generation. Among the three components, the data augmentation strategy is especially critical for our model, as it contributes to transferring accurate emotional dynamics without sacrificing the identity (see the red arrows). Moreover, we observe that the face shape produced by the feature-based model is unstable and the emotion is not obvious either, which indicates that emotion cannot be well disentangled at the feature space.

4.4 Limitations

Despite the success of our approach, we also recognize some limitations during the exploration. Firstly, the emotion dynamics generated in the mouth region are not obvious in our work due to the mouth occlusion operation in our data augmentation strategy. Secondly, since emotion is a personalized factor, the emotion pattern extracted from a character sometimes seems to be unnatural after being transferred to another one. Moreover, our method neglects the correlation between the audio and emotion by involving an emotion source video which may lead to incongruent animation results. These will be part of our future work.

5 CONCLUSION

In this paper, we present the Emotion-Aware Motion Model to generate one-shot emotional talking faces by incorporating an additional emotion source video. We extract the emotion dynamics which is formulated as a transferable motion pattern in the emotion source video and apply it to arbitrary audio-driven talking face. This allows us to synthesize more realistic talking faces which has great potential in applications, e.g., video conferencing, digital avatars. Qualitative and quantitative experiments show that our method can




Fig. 5. Qualitative results of ablation study. We use the same source image for all the variants and the pose is set to be static for better visualization. Natural face from CREMA-D dataset (ODbL).

generate more expressive animation results compared with state-of-the-art methods. We hope our work can inspire future research in this field.

6 ETHICAL CONSIDERATIONS

Our method focuses on synthesizing emotional talking face animation, which is intended for developing digital entertainment and an advanced teleconferencing system. However, it may also be misused for some malicious purposes on social media, which leads to negative impacts on the whole society. To alleviate the concerns above, significant progress has been made in the Deepfake detection area, where the researchers either develop more advanced detection algorithms or involve more cross-modal data for training to improve the robustness of these algorithms. Some works [Chai et al. 2020; Güera and Delp 2018; Li et al. 2020; Rossler et al. 2019; Wang et al. 2020a; Yu et al. 2019] focus on identifying visual deepfakes by detecting texture artifacts or inconsistency. Recent studies [Arandjelovic and Zisserman 2017; Korbar et al. 2018; Owens et al. 2016; Zhou and Lim 2021] also consider the relationship between the video and audio and use the synchronization of these two modalities to benefit the detection. However, the lack of large realistic and emotional portrait data limits their performance and generalizability. Therefore, we are also committed to supporting the Deepfake detection community by sharing our generated emotional talking face results, which can improve the detection algorithms to handle more complex scenarios. We believe that the proper use of this technique will enhance positive societal development in both machine learning research and daily life.

ACKNOWLEDGMENTS

This work was supported by the NSFC (No.62025108, 62021002, 61727808), the NSFJS (BK20192003), the Beijing Natural Science Foundation (JQ19015), the National Key R&D Program of China 2018YFA0704000. This work was supported by the Institute for Brain and Cognitive Science, Tsinghua University (THUICS) and Beijing Laboratory of Brain and Cognitive Intelligence, Beijing Municipal Education Commission (BLBCI).

REFERENCES

- Rinat Abdrashitov, Fanny Chevalier, and Karan Singh. 2020. Interactive Exploration and Refinement of Facial Expression Using Manifold Learning. In *Proceedings of the 33rd Annual ACM Symposium on User Interface Software and Technology*. 778–790.
- Robert Anderson, Björn Stenger, Vincent Wan, and Roberto Cipolla. 2013. An expressive text-driven 3D talking head. In *ACM SIGGRAPH 2013 Posters*. 1–1.
- Relja Arandjelovic and Andrew Zisserman. 2017. Look, listen and learn. In *Proceedings of the IEEE International Conference on Computer Vision*. 609–617.
- Matthew Brand. 1999. Voice puppetry. In *Proceedings of the 26th annual conference on Computer graphics and interactive techniques*. 21–28.
- Christoph Bregler, Michele Covell, and Malcolm Slaney. 1997a. Video rewrite: Driving visual speech with audio. In *Proceedings of the 24th annual conference on Computer graphics and interactive techniques*. 353–360.
- Christoph Bregler, Michele Covell, and Malcolm Slaney. 1997b. Video Rewrite: Driving Visual Speech with Audio. In *Proceedings of the 24th Annual Conference on Computer Graphics and Interactive Techniques (SIGGRAPH '97)*. ACM Press/Addison-Wesley Publishing Co., USA, 353–360. <https://doi.org/10.1145/258734.258880>
- Egor Burkov, Igor Pasechnik, Artur Grigorev, and Victor Lempitsky. 2020. Neural head reenactment with latent pose descriptors. In *Proceedings of the IEEE/CVF Conference on Computer Vision and Pattern Recognition*. 13786–13795.
- Houwei Cao, David G Cooper, Michael K Keutmann, Ruben C Gur, Ani Nenkova, and Ragini Verma. 2014. Crema-d: Crowd-sourced emotional multimodal actors dataset. *IEEE transactions on affective computing* 5, 4 (2014), 377–390.
- Lucy Chai, David Bau, Ser-Nam Lim, and Phillip Isola. 2020. What makes fake images detectable? understanding properties that generalize. In *European Conference on Computer Vision*. Springer, 103–120.
- Lele Chen, Ross K Maddox, Zhiyao Duan, and Chenliang Xu. 2019a. Hierarchical cross-modal talking face generation with dynamic pixel-wise loss. In *Proceedings of the IEEE/CVF Conference on Computer Vision and Pattern Recognition*. 7832–7841.
- Lele Chen, Ross K Maddox, Zhiyao Duan, and Chenliang Xu. 2019b. Hierarchical cross-modal talking face generation with dynamic pixel-wise loss. In *Proceedings of the IEEE/CVF Conference on Computer Vision and Pattern Recognition*. 7832–7841.
- Zhuo Chen, Chaoyue Wang, Bo Yuan, and Dacheng Tao. 2020. Puppeteergan: Arbitrary portrait animation with semantic-aware appearance transformation. In *Proceedings of the IEEE/CVF Conference on Computer Vision and Pattern Recognition*. 13518–13527.
- Joon Son Chung, Amir Jamaludin, and Andrew Zisserman. 2017. You said that? *arXiv preprint arXiv:1705.02966* (2017).
- Joon Son Chung and Andrew Zisserman. 2016a. Lip reading in the wild. In *Asian conference on computer vision*. Springer, 87–103.
- J. S. Chung and A. Zisserman. 2016b. Out of time: automated lip sync in the wild. In *Workshop on Multi-view Lip-reading, ACCV*.
- Forrester Cole, David Belanger, Dilip Krishnan, Aaron Sarna, Imbar Mosseri, and William T Freeman. 2017. Synthesizing normalized faces from facial identity features. In *Proceedings of the IEEE conference on computer vision and pattern recognition*. 3703–3712.
- Pif Edwards, Chris Landreth, Eugene Fiume, and Karan Singh. 2016. JALI: an animator-centric viseme model for expressive lip synchronization. *ACM Transactions on graphics (TOG)* 35, 4 (2016), 1–11.
- Ohad Fried, Ayush Tewari, Michael Zollhöfer, Adam Finkelstein, Eli Shechtman, Dan B Goldman, Kyle Genova, Zeyu Jin, Christian Theobalt, and Maneesh Agrawala. 2019. Text-based editing of talking-head video. *ACM Transactions on Graphics (TOG)* 38, 4 (2019), 1–14.
- David Güera and Edward J Delp. 2018. Deepfake video detection using recurrent neural networks. In *2018 15th IEEE international conference on advanced video and signal based surveillance (AVSS)*. IEEE, 1–6.
- Jianzhu Guo, Xiangyu Zhu, Yang Yang, Fan Yang, Zhen Lei, and Stan Z Li. 2020. Towards fast, accurate and stable 3d dense face alignment. In *Computer Vision—ECCV 2020: 16th European Conference, Glasgow, UK, August 23–28, 2020, Proceedings, Part XIX* 16. Springer, 152–168.
- Sepp Hochreiter and Jürgen Schmidhuber. 1997. Long short-term memory. *Neural computation* 9, 8 (1997), 1735–1780.
- Po-Hsiang Huang, Fu-En Yang, and Yu-Chiang Frank Wang. 2020. Learning Identity-Invariant Motion Representations for Cross-ID Face Reenactment. In *Proceedings of the IEEE/CVF Conference on Computer Vision and Pattern Recognition*. 7084–7092.
- Xun Huang and Serge Belongie. 2017. Arbitrary style transfer in real-time with adaptive instance normalization. In *Proceedings of the IEEE International Conference on Computer Vision*. 1501–1510.
- Phillip Isola, Jun-Yan Zhu, Tinghui Zhou, and Alexei A Efros. 2017. Image-to-image translation with conditional adversarial networks. In *Proceedings of the IEEE conference on computer vision and pattern recognition*. 1125–1134.
- Xinya Ji, Hang Zhou, Kaisiyuan Wang, Wayne Wu, Chen Change Loy, Xun Cao, and Feng Xu. 2021. Audio-driven emotional video portraits. In *Proceedings of the IEEE/CVF Conference on Computer Vision and Pattern Recognition*. 14080–14089.
- Justin Johnson, Alexandre Alahi, and Li Fei-Fei. 2016. Perceptual losses for real-time style transfer and super-resolution. In *European conference on computer vision*. Springer, 694–711.
- Tero Karras, Timo Aila, Samuli Laine, Antti Herva, and Jaakko Lehtinen. 2017. Audio-driven facial animation by joint end-to-end learning of pose and emotion. *ACM Transactions on Graphics (TOG)* 36, 4 (2017), 1–12.
- Hyeonwoo Kim, Mohamed Elgharib, Michael Zollhöfer, Hans-Peter Seidel, Thabo Beeler, Christian Richardt, and Christian Theobalt. 2019. Neural style-preserving visual dubbing. *ACM Transactions on Graphics (TOG)* 38, 6 (2019), 1–13.
- Hyeonwoo Kim, Pablo Garrido, Ayush Tewari, Weipeng Xu, Justus Thies, Matthias Nießner, Patrick Pérez, Christian Richardt, Michael Zollhöfer, and Christian Theobalt. 2018. Deep video portraits. *ACM Transactions on Graphics (TOG)* 37, 4 (2018), 1–14.
- Bruno Korbar, Du Tran, and Lorenzo Torresani. 2018. Cooperative learning of audio and video models from self-supervised synchronization. *Advances in Neural Information Processing Systems* 31 (2018).
- Lingzhi Li, Jianmin Bao, Ting Zhang, Hao Yang, Dong Chen, Fang Wen, and Baining Guo. 2020. Face x-ray for more general face forgery detection. In *Proceedings of the IEEE/CVF conference on computer vision and pattern recognition*. 5001–5010.
- Lincheng Li, Suzhen Wang, Zhimeng Zhang, Yu Ding, Yixing Zheng, Xin Yu, and Changjie Fan. 2021. Write-a-speaker: Text-based Emotional and Rhythmic Talking-head Generation. In *Proceedings of the AAAI Conference on Artificial Intelligence*, Vol. 35. 1911–1920.
- Steven R Livingstone and Frank A Russo. 2018. The Ryerson Audio-Visual Database of Emotional Speech and Song (RAVDESS): A dynamic, multimodal set of facial and vocal expressions in North American English. *PLoS one* 13, 5 (2018), e0196391.
- Beth Logan. 2000. Mel frequency cepstral coefficients for music modeling. In *International Symposium on Music Information Retrieval*. Citeseer.
- Yuanxun Lu, Jinxiang Chai, and Xun Cao. 2021. Live Speech Portraits: Real-Time Photorealistic Talking-Head Animation. *ACM Transactions on Graphics* 40, 6 (2021), 17 pages. <https://doi.org/10.1145/3478513.3480484>
- Debbie S Ma, Joshua Correll, and Bernd Wittenbrink. 2015. The Chicago face database: A free stimulus set of faces and norming data. *Behavior research methods* 47, 4 (2015), 1122–1135.
- Debin Meng, Xiaojiang Peng, Kai Wang, and Yu Qiao. 2019. Frame attention networks for facial expression recognition in videos. In *2019 IEEE International Conference on Image Processing (ICIP)*. IEEE, 3866–3870.
- Ben Mildenhall, Pratul P Srinivasan, Matthew Tancik, Jonathan T Barron, Ravi Ramamoorthi, and Ren Ng. 2020. Nerf: Representing scenes as neural radiance fields for view synthesis. In *European conference on computer vision*. Springer, 405–421.
- Gaurav Mittal and Baoyuan Wang. 2020. Animating face using disentangled audio representations. In *Proceedings of the IEEE/CVF Winter Conference on Applications of Computer Vision*. 3290–3298.
- Andrew Owens, Jiajun Wu, Josh H McDermott, William T Freeman, and Antonio Torralba. 2016. Ambient sound provides supervision for visual learning. In *European conference on computer vision*. Springer, 801–816.
- KR Prajwal, Rudrabha Mukhopadhyay, Vinay P Namboodiri, and CV Jawahar. 2020. A lip sync expert is all you need for speech to lip generation in the wild. In *Proceedings of the 28th ACM International Conference on Multimedia*. 484–492.
- Alexander Richard, Colin Lea, Shugao Ma, Jurgen Gall, Fernando De la Torre, and Yaser Sheikh. 2021. Audio-and gaze-driven facial animation of codec avatars. In *Proceedings of the IEEE/CVF Winter Conference on Applications of Computer Vision*. 41–50.
- Andreas Rossler, Davide Cozzolino, Luisa Verdoliva, Christian Riess, Justus Thies, and Matthias Nießner. 2019. Faceforensics++: Learning to detect manipulated facial images. In *Proceedings of the IEEE/CVF International Conference on Computer Vision*. 1–11.
- Najmeh Sadoughi and Carlos Busso. 2019. Speech-driven expressive talking lips with conditional sequential generative adversarial networks. *IEEE Transactions on Affective Computing* (2019).
- Aliaksandr Siarohin, Stéphane Lathuilière, Sergey Tulyakov, Elisa Ricci, and Nicu Sebe. 2019a. Animating arbitrary objects via deep motion transfer. In *Proceedings of the IEEE/CVF Conference on Computer Vision and Pattern Recognition*. 2377–2386.
- Aliaksandr Siarohin, Stéphane Lathuilière, Sergey Tulyakov, Elisa Ricci, and Nicu Sebe. 2019b. First order motion model for image animation. *Advances in Neural Information Processing Systems* 32 (2019), 7137–7147.
- Supasorn Suwajanakorn, Steven M Seitz, and Ira Kemelmacher-Shlizerman. 2017. Synthesizing obama: learning lip sync from audio. *ACM Transactions on Graphics (TOG)* 36, 4 (2017), 1–13.
- Justus Thies, Mohamed Elgharib, Ayush Tewari, Christian Theobalt, and Matthias Nießner. 2020. Neural voice puppetry: Audio-driven facial reenactment. In *European Conference on Computer Vision*. Springer, 716–731.
- Justus Thies, Michael Zollhofer, Marc Stamminger, Christian Theobalt, and Matthias Nießner. 2016. Face2face: Real-time face capture and reenactment of rgb videos. In *Proceedings of the IEEE conference on computer vision and pattern recognition*. 2387–2395.
- Soumya Tripathy, Juho Kannala, and Esa Rahtu. 2021. FACEGAN: Facial Attribute Controllable Reenactment GAN. In *Proceedings of the IEEE/CVF Winter Conference on Applications of Computer Vision*. 1329–1338.

- Konstantinos Vougioukas, Stavros Petridis, and Maja Pantic. 2018. End-to-end speech-driven facial animation with temporal gans. *arXiv preprint arXiv:1805.09313* (2018).
- Konstantinos Vougioukas, Stavros Petridis, and Maja Pantic. 2020. Realistic speech-driven facial animation with gans. *International Journal of Computer Vision* 128, 5 (2020), 1398–1413.
- Kaisiyuan Wang, Qianyi Wu, Linsen Song, Zhuoqian Yang, Wayne Wu, Chen Qian, Ran He, Yu Qiao, and Chen Change Loy. 2020b. Mead: A large-scale audio-visual dataset for emotional talking-face generation. In *European Conference on Computer Vision*. Springer, 700–717.
- Lijuan Wang, Wei Han, and Frank K Soong. 2012. High quality lip-sync animation for 3D photo-realistic talking head. In *2012 IEEE International Conference on Acoustics, Speech and Signal Processing (ICASSP)*. IEEE, 4529–4532.
- Suzhen Wang, Lincheng Li, Yu Ding, Changjie Fan, and Xin Yu. 2021a. Audio2Head: Audio-driven One-shot Talking-head Generation with Natural Head Motion. *arXiv preprint arXiv:2107.09293* (2021).
- Sheng-Yu Wang, Oliver Wang, Richard Zhang, Andrew Owens, and Alexei A Efros. 2020a. Cnn-generated images are surprisingly easy to spot... for now. In *Proceedings of the IEEE/CVF conference on computer vision and pattern recognition*. 8695–8704.
- Ting-Chun Wang, Arun Mallya, and Ming-Yu Liu. 2021b. One-shot free-view neural talking-head synthesis for video conferencing. In *Proceedings of the IEEE/CVF Conference on Computer Vision and Pattern Recognition*. 10039–10049.
- Zhou Wang, Alan C Bovik, Hamid R Sheikh, and Eero P Simoncelli. 2004. Image quality assessment: from error visibility to structural similarity. *IEEE transactions on image processing* 13, 4 (2004), 600–612.
- Wayne Wu, Yunxuan Zhang, Cheng Li, Chen Qian, and Chen Change Loy. 2018. Reenact-gan: Learning to reenact faces via boundary transfer. In *Proceedings of the European conference on computer vision (ECCV)*. 603–619.
- Guangming Yao, Yi Yuan, Tianjia Shao, and Kun Zhou. 2020. Mesh guided one-shot face reenactment using graph convolutional networks. In *Proceedings of the 28th ACM International Conference on Multimedia*. 1773–1781.
- Xinwei Yao, Ohad Fried, Kayvon Fatahalian, and Maneesh Agrawala. 2021. Iterative text-based editing of talking-heads using neural retargeting. *ACM Transactions on Graphics (TOG)* 40, 3 (2021), 1–14.
- Ning Yu, Larry S Davis, and Mario Fritz. 2019. Attributing fake images to gans: Learning and analyzing gan fingerprints. In *Proceedings of the IEEE/CVF international conference on computer vision*. 7556–7566.
- Egor Zakharov, Aleksei Ivakhnenko, Aliaksandra Shysheya, and Victor Lempitsky. 2020. Fast bi-layer neural synthesis of one-shot realistic head avatars. In *European Conference on Computer Vision*. Springer, 524–540.
- Jiangning Zhang, Xianfang Zeng, Mengmeng Wang, Yusu Pan, Liang Liu, Yong Liu, Yu Ding, and Changjie Fan. 2020. Freenet: Multi-identity face reenactment. In *Proceedings of the IEEE/CVF Conference on Computer Vision and Pattern Recognition*. 5326–5335.
- Hang Zhou, Yu Liu, Ziwei Liu, Ping Luo, and Xiaogang Wang. 2019. Talking face generation by adversarially disentangled audio-visual representation. In *Proceedings of the AAAI Conference on Artificial Intelligence*, Vol. 33. 9299–9306.
- Hang Zhou, Yasheng Sun, Wayne Wu, Chen Change Loy, Xiaogang Wang, and Ziwei Liu. 2021. Pose-controllable talking face generation by implicitly modularized audio-visual representation. In *Proceedings of the IEEE/CVF Conference on Computer Vision and Pattern Recognition*. 4176–4186.
- Yang Zhou, Xintong Han, Eli Shechtman, Jose Echevarria, Evangelos Kalogerakis, and Dingzeyu Li. 2020. MakelfTalk: speaker-aware talking-head animation. *ACM Transactions on Graphics (TOG)* 39, 6 (2020), 1–15.
- Yipin Zhou and Ser-Nam Lim. 2021. Joint Audio-Visual Deepfake Detection. In *Proceedings of the IEEE/CVF International Conference on Computer Vision*. 14800–14809.
- Yang Zhou, Zhan Xu, Chris Landreth, Evangelos Kalogerakis, Subhransu Maji, and Karan Singh. 2018. Visemenet: Audio-driven animator-centric speech animation. *ACM Transactions on Graphics (TOG)* 37, 4 (2018), 1–10.
- Michael Zollhöfer, Justus Thies, Pablo Garrido, Derek Bradley, Thabo Beeler, Patrick Pérez, Marc Stamminger, Matthias Nießner, and Christian Theobalt. 2018. State of the art on monocular 3D face reconstruction, tracking, and applications. In *Computer Graphics Forum*, Vol. 37. Wiley Online Library, 523–550.