
AUTODISC: Automatic Distillation Schedule for Large Language Model Compression

Chen Zhang[✉], Yang Yang[□], Qifan Wang[△], Jiahao Liu[□],

Jingang Wang[□], Wei Wu[□], Dawei Song[●]

[●] Beijing Institute of Technology
{czhang, dwsong}@bit.edu.cn

[□] Meituan NLP

{yangyang113, liujiahao12, wangjingang02, wuwei30}@meituan.com

[△] Meta AI

wqfcr@fb.com

Abstract

Driven by the teacher-student paradigm, knowledge distillation is one of the de facto ways for language model compression. Recent studies have uncovered that conventional distillation is less effective when facing a large capacity gap between the teacher and the student, and introduced teacher assistant-based distillation to bridge the gap. As a connection, the scale and the performance of the teacher assistant is crucial for transferring the knowledge from the teacher to the student. However, existing teacher assistant-based methods manually select the scale of the teacher assistant, which fails to identify the teacher assistant with the optimal scale-performance tradeoff. To this end, we propose an Automatic Distillation Schedule (AUTODISC) for large language model compression. In particular, AUTODISC first specifies a set of teacher assistant candidates at different scales with gridding and pruning, and then optimizes all candidates in an once-for-all optimization with two approximations. The best teacher assistant scale is automatically selected according to the scale-performance tradeoff. AUTODISC is evaluated with an extensive set of experiments on a language understanding benchmark GLUE. Experimental results demonstrate the improved performance and applicability of our AUTODISC. We further apply AUTODISC on a language model with over one billion parameters and show the scalability of AUTODISC.

1 Introduction

Language models (LMs) [1–5] achieve promising results in various downstream tasks [6, 7], but are inapplicable to those requiring limited budget or low latency [8]. To fulfill the computational requirement, language models can be compressed via a range of strategies such as model quantization [9, 10], pruning [11, 12], etc., among which knowledge distillation [13, 14] is an appealing choice under the teacher-student paradigm. In knowledge distillation, language models serve as teachers and are distilled to small-scale students.

Recent advances [15] have shown that *conventional distillation* suffers from severe performance decline when facing a large capacity gap between the teacher and the student. To alleviate the shortcoming, *teacher assistant-based distillation* [16] has been proposed, where the teacher is first distilled into an intermediate-scale teacher assistant. This teacher assistant then serves as an alternative teacher to transfer the knowledge to the student. While teacher assistant-based distillation generally

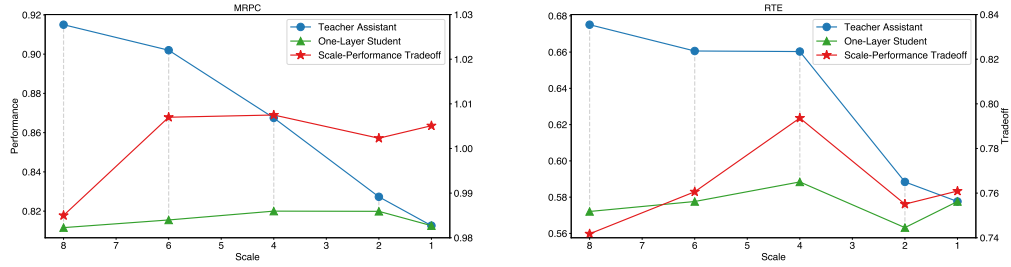


Figure 1: The impact of teacher assistants at different scales on the performance of students. In the study, a 12-layer BERT_{base} model is used as the teacher and distilled to a one-layer student via different teacher assistants [15] on MRPC and RTE. There are several observations: (1) The blue curve shows that the performance of the teacher assistant degrades with the decreasing of its scale, which is obvious. (2) The green curve validates that the performance of the student varies with different teacher assistants. (3) The red curve represents the value of the scale-performance tradeoff measure of teacher assistants defined in our work, which is positively correlated with the performance of the student.

lifts the performance of the student [14, 17], different teacher assistants may lead to different students and it is thus conjectured careful tuning is required to identify the teacher assistant with the optimal scale-performance tradeoff that yields the best student. To verify this, we conduct a pilot study and illustrate in Figure 1 that the tradeoff between the scale and performance of the teacher assistant is important for achieving a good student. However, existing studies only manually schedule the scale of the teacher assistant (*manual distillation schedule*, in short MANDISC) without scale-performance optimization, resulting in an inferior solution.

To this demand, we propose an automatic distillation schedule (AUTODISC) that automatically schedules the optimal teacher assistant scale for performing the teacher assistant-based distillation. A new measure, λ -Tradeoff, is introduced to measure the scale-performance tradeoff for a given teacher assistant. We show in Figure 1 that λ -Tradeoff is positively correlated with the performance of the resulting student and use it as the optimality criteria for identifying the optimal teacher assistant. Specifically, AUTODISC is implemented in three steps. **Specification**, we leverage gridding and pruning techniques [18, 19] to generate a series of teacher assistant candidates with different scales and structures. **Optimization**, we demonstrate that the generated candidates satisfy the *incremental property* and the *sandwich rule*, and present two optimization approximations that optimizes the teacher assistant candidate at each scale in an one-run optimization. **Selection**, we calculate the λ -Tradeoff values for all optimized teacher assistants and select the one with the highest value. It is noteworthy that this work only focuses on one teacher assistant between the teacher and student. However, our method can be flexibly extended to the case with multiple teacher assistants by recursively applying AUTODISC. To verify the effectiveness of AUTODISC, we conduct experiments on a language understanding benchmark GLUE [6] with both task-specific and task-agnostic distillation settings. Experimental results exhibit the improved performance and applicability of AUTODISC compared with an array of state-of-the-art baselines. Further, we apply AUTODISC to a large-scale LM EncT5_{1.5b} [20] and show the scalability of AUTODISC.

Our main contributions are summarized as follows:

- We investigate the impact of teacher assistants with different scales on the performance of the student. Based on the observation, we introduce a new scale-performance tradeoff measure on the teacher assistant that is positively correlated with the student performance.
- We propose to leverage gridding and pruning to specify teacher assistant candidates, and show two properties of the generated candidates. These properties lead to a novel optimization framework that jointly achieves optimizing teacher assistants at every scale in one run.
- We conduct comprehensive experiments on various datasets to validate the effectiveness of the AUTODISC. Our results on a language model with over one billion parameters show the scalability of our approach. To our best knowledge, our work is the first one exploring the distillation of true large-scale LMs.

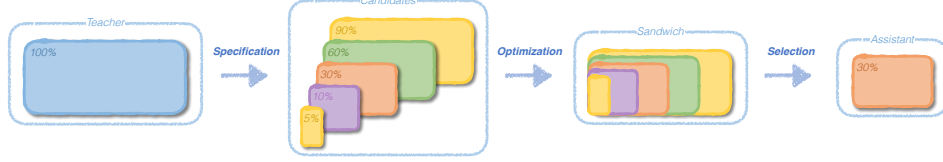


Figure 2: An overview of AUTODISC. *Specification*: The scales and structures of candidates are specified by gridding the scale and pruning the structure of the teacher. *Optimization*: Candidates are sub-sampled and assembled into a sandwich-like model, and optimized in an once-for-all optimization. *Selection*: The candidate with the best scale-performance tradeoff measure is selected.

2 Methodology

2.1 Problem Formulation

In this section, we formally define the problem of AUTODISC. Assuming we have a teacher denoted as (\mathcal{T}, s_t, m_t) that should be distilled to a student (\mathcal{S}, s_s, m_s) , the goal is to find a teacher assistant (\mathcal{A}, s_a, m_a) such that the student performance can be maximized when distilling the teacher to the student via the teacher assistant (i.e., $\mathcal{T} \rightarrow \mathcal{A} \rightarrow \mathcal{S}$). Here the first, second and third elements in a tuple denote the model structure/architecture, the scale, and the performance respectively. It is straightforward that the scale and the performance of the teacher assistant are bounded by the teacher and the student, i.e., $s_s \leq s_a \leq s_t$ and $m_s \leq m_a \leq m_t$. Ideally, we are seeking a teacher assistant with small scale and high performance so that the best student can be realized. To achieve an optimal scale-performance balance, we first introduce a new tradeoff metric below:

Definition 1 (λ -Tradeoff) The λ scale-performance tradeoff measure of a teacher assistant (\mathcal{A}, s_a, m_a) is defined as $t_a = m_a/m_t + \lambda \cdot (1 - s_a/s_t)$, where $\lambda \in [0, 1]$.

It is clear that the value of λ -Tradeoff is bounded by $1 + \lambda \cdot (1 - s_s/s_t)$ when the teacher assistant can achieve the performance of the teacher ($m_a = m_t$) with the student scale ($s_a = s_s$). However, in practice, this is impossible as smaller models usually lead to lower performance as shown by the blue curves in Figure 1. We further observe that the λ -Tradeoff (red curves) of the teacher assistant is positively correlated with the performance of the student (green curves). Therefore, the problem can be reformulated as finding an optimal teacher assistant with largest value of λ -Tradeoff:

$$(\mathcal{A}^*, s_a^*, m_a^*) = \underset{\mathcal{A}, s_a, m_a}{\operatorname{argmax}} t_a = \underset{\mathcal{A}}{\operatorname{argmax}} \left(\underset{s_a}{\operatorname{argmax}} \left(\underset{m_a}{\operatorname{argmax}} t_a \right) \right) \quad (1)$$

Specification
Optimization

Selection

Based on the above reformulation, our methodology can be decomposed into three main steps: *specification*, *optimization*, and *selection*. Essentially, during *specification*, a set of teacher assistant candidates are generated at different scales. Then the best performing teacher assistant at each scale is obtained through an one-run *optimization*. Finally, the optimal teacher assistant \mathcal{A}^* is selected with a linear scan of all scales during *selection*. After the discovery of the optimal teacher assistant, the teacher assistant can subsequently be distilled to the expected student. An overview of the methodology is given in Figure 2.

2.2 Specification

Gridding. Theoretically, one needs to generate candidates at every possible scale to find the optimal solution. However, it is impossible to enumerate all possibilities in a continuous space. Therefore, we discretize the candidate scales into n discrete values, $\{\mathcal{A} = (\mathcal{A}_k, s_{a_k}, m_{a_k}) \mid \Delta s_a = (s_t - s_s)/n\}$, with equal slicing between the teacher scale and student scale.

Pruning. For candidates at each scale, there are still an infinite number of possible structures, e.g., different combinations of width and depth. A number of approaches have been proposed to identify a good structure at a scale, including dynamic search [12], layer dropping [21] and pruning [11]. In

this work, we adopt pruning to assign structures \mathcal{A}_k to the candidates due to its known advantages in knowledge distillation [22]. Concretely, following previous work [11], the pruning starts with the least important parameters/features based on their importance scores, which are approximated by masking the parameterized structures. The technical details of our pruning are supplied in Appendix A.

Essentially, gridding positions the scales of candidates between the scales of the teacher and student with equal intervals and pruning assigns candidates with pruned structures.

2.3 Optimization

A straightforward solution to unearth the performance of each candidate is exhaustively measuring the performance of each by actual distillation, e.g., MANDISC [15]. However, the memory footprints and the computational costs apparently can be extremely large with the increasing of the granularity of the candidate scale. To reduce the memory overhead and the computation complexity, we introduce two effective approximations, *parameter-sharing* and *sandwich-optimization*, so that the performance of all candidates at different scales can be optimized in an once-for-all optimization. The feasibility of the approximations are guarded by the following two Lemmas.

Lemma 1 (Incremental Property) *For two candidates \mathcal{A}_i and \mathcal{A}_j in the teacher assistant candidate set \mathcal{A} , if $s_i < s_j$, then we have $\mathcal{A}_i \subset \mathcal{A}_j$.*

This Lemma is an outcome of the pruning approach, which essentially tells that among all candidates obtained from the specification, the structure of a candidate at a smaller scale is a subset of the structure for a candidate at a larger scale. The proof of the Lemma can be found in [18, 19].

Remark 1 *The incremental property affirms that a larger-scale candidate can result in a smaller-scale one by continuously pruning less significant parameters, which enables these candidates to be assembled into one sandwich-like model in a parameter-sharing fashion. The memory scale of the sandwich-like model is exactly that of the largest-scale candidate.*

Lemma 2 (Sandwich Rule) *For two candidates \mathcal{A}_i and \mathcal{A}_j from candidate set \mathcal{A} , if $s_i < s_j$, then we have $m_s \leq m_i \leq m_j \leq m_t$.*

The sandwich rule [23, 24] states that the performance of a candidate is bounded by the best performance of a larger-scale candidate and smaller-scale, due to the subset structure. Therefore, a candidate can be optimized by alternatively distilling its larger-scale and smaller-scale candidates, without direct distillation.

Remark 2 *The sandwich rule allows us to sub-sample η out of all n ($\eta \leq n$) filling-like candidates and conduct sandwich-optimization over the sampled candidates, which substantially reduces the computational cost.*

With the two approximations, we reduce the memory footprints of all candidates to a distinguished one with the largest-scale. The computational costs are also largely reduced with the sub-sampling. Finally, we formulate the distillation objectives for task-specific distillation (TSD) and task-agnostic distillation (TAD) respectively as below:

$$\mathcal{L}_{\text{TSD}} = \sum_{i=1}^{\eta} \left(\text{CE}(\mathbf{Y}_T, \mathbf{Y}_{A_i}) + \sum_{u=1}^l \text{MSE}(\mathbf{X}_T^u, \mathbf{X}_{A_i}^u) \right) \quad (2)$$

$$\mathcal{L}_{\text{TAD}} = \sum_{i=1}^{\eta} \sum_{j=1}^h \left(\text{KL}({}^Q\mathbf{R}_T^j, {}^Q\mathbf{R}_{A_i}^j) + \text{KL}({}^K\mathbf{R}_T^j, {}^K\mathbf{R}_{A_i}^j) + \text{KL}({}^V\mathbf{R}_T^j, {}^V\mathbf{R}_{A_i}^j) \right) \quad (3)$$

where MSE, CE and KL stands for mean squared error, cross entropy and kullback-leibler divergence respectively. \mathbf{X}^u is the intermediate output of the u -th layer within totally l layers, \mathbf{Y} is the final prediction. As is taken from MiniLMv2 [25], ${}^Q\mathbf{R}^j$ is the query relation matrix of the j -th head within totally h attention heads from the last layer, likewise ${}^K\mathbf{R}^j$ and ${}^V\mathbf{R}^j$ are the key and value relation matrices. T denotes the teacher and A_i denotes the i -th teacher assistant candidate from the sampled pool. The teacher assistants with the best performance at different scales can be obtained after the above *sandwich-optimization*. The unsampled teacher assistants can be retrieved based on the larger-scale teacher assistant from the sampled pool using the shared parameters.

2.4 Selection

The intuition for imposing the teacher assistant is to adequately sacrifice teacher scale for student performance, where the adequacy should be assured by retaining teacher assistant performance as much as possible. In other words, a good teacher assistant is the one at a small scale yet with nice performance. As observed in the pilot study, the λ -Tradeoff measure is positively correlated with the final student performance and thus is directly used as the selection criterion. The optimal teacher assistant can be identified by selecting the candidate with the best tradeoff measure. The optimal teacher assistant is then distilled to the expected student again following above distillation objectives. Note that the tradeoff measure is also dependent on λ . However, we empirically find that the optimal solution of AUTODISC is relatively stable with a wide range of λ , and we fix λ to 0.2 in all our experiments. More discussion of the impact of λ is provided in the experiments.

3 Experiments

3.1 Setup

Datasets and Metrics We conduct experiments on a language understanding benchmark GLUE [6]. The GLUE originally consists of two sequence classification tasks, SST-2 [26] and CoLA [27], with seven sequence-pair classification tasks, i.e., MRPC [28], STS-B [29], QQP, MNLI [30], QNLI [31], RTE [32] and WNLI [33]. We exclude WNLI and CoLA due to the evaluation inconsistency (in other words, compressed LMs get dramatically worse results while original LMs get much better ones as found out in [22]) and use the other seven tasks for evaluation. Following the work in BERT [1], we report F1 on MRPC and QQP, Spearman Correlation scores (Sp Corr) on STS-B, and Accuracy (Acc) on other tasks. Macro average scores (Average) over these seven tasks are computed for overall performance. Results on development sets are reported. We also adopt Wikipedia for pretraining in task-agnostic distillation. The detailed statistics, maximum sequence lengths, and metrics of GLUE and Wikipedia are supplied in Appendix B.

Implementation Details Experiments are carried out on BERT_{base} [1] and EncT5_{1.5b} [20]. EncT5 is a language model which achieves competitive performance as T5_{3b} [5] on GLUE with a nearly encoder-only T5 (incorporated with a decoder layer). Our task-specific experiments are carried out on one Nvidia A100, and η is set to 9 according to our empirical investigation. On the other hand, the task-agnostic experiments are carried out on eight Nvidia A100s with BERT_{base} only¹. The pre-training is armed with a dynamic masking strategy [2]. η is set to 1 to substantially reduce computational burden. The number of relation heads is set to 32 since we use deep relation distillation as the task-agnostic distillation objective. Other implementation details are supplied in Appendix C. Generally, the sampling is performed from candidates at scales $\{100\%, 95\%, 90\%, \dots, 10\%, 5\%\}$.

Baselines We compare our model with several state-of-the-art baselines. BERT_{*L}, MiniLMv2_{*L*H}, and TinyBERT_{*L*H} denote methods via dropping layers and hidden dimensions, while DynaBERT_{*%}, BERT_{*%}, and EncT5_{*%} represent structured pruning with either local ranking or our global ranking (see Appendix A).

- **Conventional Distillation:** FT [18] indicates direct fine-tuning after pruning. KD [34], PKD [13] and CKD [35] are methods with different objectives, i.e., KD directly distills logits, PKD distills both logits and hidden states and CKD distills token and layer relations. DynaBERT [12] uses structured pruning with a local ranking in each layer. MiniLMv2 [25] is distilled with the deep relation alignment. TinyBERT [36] is distilled with a combination of various feature distillations.
- **Teacher Assistant Distillation:** MANDISC [15] manually selects the best teacher assistant. TA [14] is specifically incorporated with MiniLMv2 for task-agnostic distillation.

3.2 Main Results

Results on Task-specific Distillation Table 1 presents the comparison results of different methods on task-specific distillation at four student scales. The highlighted rows are the results from this work,

¹We are not able to make it work for EncT5_{1.5b} and there is no existing guidance as of now.

Table 1: The results of task-specific distillation upon BERT_{base}. The best and second best results are boldfaced and underlined.

Model	FLOPs	SST-2	MRPC	STS-B	QQP	MNLI-m/mm	QNLI	RTE	Average
BERT _{base}	10.9G	93.8	91.5	87.1	88.4	84.9/84.9	91.9	71.5	86.7
BERT _{4L} -KD [34]	3.6G	89.6	86.9	86.4	86.1	77.7/77.7	85.1	65.3	81.9
BERT _{4L} -PKD [13]	3.6G	89.9	87.6	86.4	86.0	77.7/77.7	85.0	65.3	82.0
BERT _{4L} -CKD [35]	3.6G	89.6	87.2	86.4	86.2	77.7/77.9	85.0	64.6	81.8
DynaBERT _{30%} [12]	3.3G	90.3	87.4	87.2	86.6	81.5/81.8	89.1	66.1	83.7
BERT _{30%} -FT [18]	3.3G	91.9	88.5	87.2	87.7	82.0/82.6	89.5	69.0	84.8
BERT _{30%} -KD [34]	3.3G	92.0	88.9	86.8	87.8	82.2/82.7	89.9	68.2	84.8
BERT _{30%} - \mathcal{L}_{TSD}	3.3G	91.9	89.5	86.4	88.0	82.5/82.8	89.9	68.6	84.9
BERT _{2L} -KD [34]	1.8G	86.8	82.5	46.8	83.7	73.5/73.1	79.6	58.1	73.0
BERT _{2L} -PKD [13]	1.8G	86.7	82.4	46.8	83.7	73.4/73.0	79.7	57.4	72.9
BERT _{2L} -CKD [35]	1.8G	86.4	82.3	48.6	83.6	73.3/73.0	79.1	56.7	72.9
DynaBERT _{15%} [12]	2.2G	89.1	85.1	84.7	84.3	78.3/79.0	86.6	61.4	81.1
BERT _{15%} -FT [18]	1.6G	89.9	87.1	85.6	86.1	79.9/80.1	85.7	63.9	82.3
BERT _{15%} -KD [34]	1.6G	89.9	88.6	85.1	86.2	79.8/80.2	85.6	63.9	82.4
BERT _{15%} - \mathcal{L}_{TSD}	1.6G	90.1	88.9	85.1	86.5	80.0/80.2	86.0	65.3	82.8
w/ MANDISC [15]	1.6G	89.8	87.7	85.4	86.9	81.0/80.1	86.1	68.2	83.2
w/ AUTODISC	1.6G	89.8	88.2	85.8	86.6	80.3/79.9	87.3	68.2	83.3
BERT _{10%} -FT [18]	1.1G	88.2	84.8	84.7	84.4	77.6/77.3	84.3	65.3	80.8
BERT _{10%} -KD [34]	1.1G	88.2	87.6	84.0	84.4	77.6/77.4	84.3	67.2	81.3
BERT _{10%} - \mathcal{L}_{TSD}	1.1G	88.8	87.8	84.0	84.6	77.6/77.5	84.9	66.4	81.5
w/ MANDISC [15]	1.1G	89.0	88.2	84.8	84.8	78.3/77.8	85.3	66.8	81.9
w/ AUTODISC	1.1G	89.1	88.4	85.4	84.9	78.2/78.6	86.3	68.2	82.4
BERT _{5%} -FT [18]	0.5G	85.4	82.8	84.1	82.6	72.5/73.3	81.7	63.9	78.3
BERT _{5%} -KD [34]	0.5G	85.6	84.0	83.8	82.5	72.6/73.2	81.6	63.2	78.3
BERT _{5%} - \mathcal{L}_{TSD}	0.5G	85.4	85.5	83.9	82.7	73.0/73.4	82.7	63.2	78.7
w/ MANDISC [15]	0.5G	86.1	87.0	84.1	83.8	73.7/73.6	82.9	65.7	79.6
w/ AUTODISC	0.5G	86.9	87.6	84.8	83.5	72.7/74.5	84.0	66.8	80.1

where \mathcal{L}_{TSD} denotes the student directly obtained from distillation and AUTODISC denotes the student with additional distillation using the optimal teacher assistant. There are several observations: **First**, \mathcal{L}_{TSD} achieves the best performance among all conventional distillation methods, while AUTODISC further improves the model and obtains similar or even better results compared to MANDISC. This validates the improved performance of AUTODISC for automatically identifying a good teacher assistant. Notably, for further smaller-scale BERT_{3%}, the improvement still holds, as supplied in Appendix D. **Second**, conventional distillations generate reasonable results at large student scale 30% but fail to maintain the student performance at small scale 15% (with extremely worse results at scales 10% and 5% which are not included). Nonetheless, AUTODISC consistently outperforms the baselines at all scales. Additional comparisons of practical inference measurement are supplied in Appendix E. **Third**, pruning based models perform much better compared to the layer dropping methods, e.g., BERT_{15%}-KD achieves much higher score than FLOPs-matched BERT_{2L}-KD, which verifies the effectiveness of pruning approach in knowledge distillation. Moreover, we discover the global ranking strategy surpasses the local ranking one by comparing BERT_{15%}- \mathcal{L}_{TSD} to FLOPs-matched DynaBERT_{15%}. We speculate the narrow structures induced by the local ranking strategy are not effective for small-scale students. The distributions of example pruned structures are supplied in Appendix F.

Results on Task-agnostic Distillation We also apply AUTODISC to task-agnostic distillation and report the results in Table 2. The first glimpse is that \mathcal{L}_{TAD} surpasses \mathcal{L}_{TSD} , indicating the deep relation alignment is more suitable for task-agnostic distillation. Surprisingly, we discover that the pruned structures can boost the performance of MiniLMv2 and establish a new state-of-the-art for conventional task-agnostic distillation. Another interesting observation is that teacher assistant-based distillations do not improve the performance over conventional distillations until the scale is reduced to 5%, indicating that conventional distillations are already promising choices on task-agnostic distillations. Nonetheless, we still argue the applicability of AUTODISC to task-agnostic distillation for a performance guarantee. Note that TinyBERT is less effective without data augmentation, and its results with data augmentation are supplied in Appendix G.

Table 2: The results of task-agnostic distillation upon BERT_{base}. The best and second best results are boldfaced and underlined. TA stands for teacher assistant. The results of TinyBERT are reproduced based on their released checkpoints without data augmentation for a fair comparison.

Model	FLOPs	SST-2	MRPC	STS-B	QQP	MNLI-m/mm	QNLI	RTE	Average
BERT _{base}	10.9G	93.8	91.5	87.1	88.4	84.9/84.9	91.9	71.5	86.7
MiniLMv2 _{4L1384H} [25]	0.9G	90.0	88.6	87.2	86.1	80.0/80.3	87.9	67.2	83.4
w/ TA [14]	0.9G	90.0	88.5	87.3	86.3	80.1/80.7	88.0	66.4	83.4
BERT _{10%} -FT [18]	1.1G	84.6	83.1	83.8	84.5	75.3/75.4	83.2	56.7	78.3
BERT _{10%} - \mathcal{L}_{TSD}	1.1G	90.7	89.0	87.0	85.9	78.4/78.2	86.0	66.4	82.7
BERT _{10%} - \mathcal{L}_{TAD}	1.1G	92.0	90.1	87.9	86.6	80.0/80.3	88.0	67.2	84.0
w/ MANDISC [15]	1.1G	91.5	90.3	87.8	86.6	80.0/80.1	88.6	67.2	84.0
w/ AUTODISC	1.1G	91.4	90.0	87.5	86.6	79.8/80.0	88.0	67.2	83.8
TinyBERT _{4L1312H} [36]	0.6G	88.3	88.5	84.3	84.0	77.0/77.4	82.5	63.5	80.7
MiniLMv2 _{3L1384H} [25]	0.7G	89.1	89.1	86.6	85.4	77.8/78.4	87.2	66.1	82.5
w/ TA [14]	0.7G	89.8	85.9	86.0	85.5	77.6/78.5	86.8	66.1	82.0
BERT _{5%} -FT [18]	0.5G	84.1	82.4	81.8	83.7	74.4/74.9	82.5	57.0	77.6
BERT _{5%} - \mathcal{L}_{TAD}	0.5G	90.9	89.4	87.7	85.8	79.2/79.8	87.3	65.7	83.2
w/ MANDISC [15]	0.5G	90.1	89.7	87.4	85.6	79.3/79.7	87.1	67.9	83.4
w/ AUTODISC	0.5G	89.3	89.7	87.4	85.9	79.2/79.4	86.9	69.7	83.4

Table 3: The results of task-specific distillation upon EncT5_{1.5b}. The best and second best results are boldfaced and underlined.

Model	FLOPs	SST-2	MRPC	STS-B	QQP	MNLI-m/mm	QNLI	RTE	Average
EncT5 _{1.5b}	155.9G	96.9	95.1	92.3	90.0	90.7/90.9	95.0	88.5	92.4
EncT5 _{10%} -FT [18]	15.6G	91.6	87.1	86.7	87.9	81.9/87.0	66.1	91.6	83.8
EncT5 _{10%} -KD [34]	15.6G	92.2	86.8	86.6	87.9	83.6/83.8	88.1	63.5	84.1
EncT5 _{10%} - \mathcal{L}_{TSD}	15.6G	94.5	90.2	87.4	87.9	84.7/84.1	90.8	67.5	85.9
w/ MANDISC [15]	15.6G	94.6	90.5	88.0	88.1	86.2/85.1	91.5	70.4	86.8
w/ AUTODISC	15.6G	94.6	91.5	87.8	87.3	85.9/85.0	91.1	72.2	86.9
EncT5 _{5%} -FT [18]	7.8G	90.1	84.8	84.7	86.5	78.0/78.2	83.9	62.8	81.1
EncT5 _{5%} -KD [34]	7.8G	89.9	85.1	85.4	86.6	79.4/79.6	84.2	55.6	80.7
EncT5 _{5%} - \mathcal{L}_{TSD}	7.8G	92.9	88.0	83.4	85.4	79.6/80.0	87.0	58.8	81.9
w/ MANDISC [15]	7.8G	93.0	88.0	83.9	86.5	81.2/81.6	88.1	67.5	83.7
w/ AUTODISC	7.8G	93.8	89.8	85.3	86.7	82.9/82.7	89.2	64.6	84.4

Results on Large-scale Distillation As is shown in Table 3, we conduct a similar comparison on a large-scale language model, EncT5_{1.5b}, with over one billion parameters. The very first results of a large-scale LM also exhibit an akin trend as the one in BERT_{base}. And the results for a moderate-scale LM BERT_{large} are supplied in Appendix H. We therefore conclude that the scalability of AUTODISC is also compelling. Reversely, the results of AUTODISC on small-scale LMs are supplied in Appendix I.

3.3 Ablation Study and Analysis

Scale-performance Tradeoff To validate the existence of scale-performance tradeoff, we use teacher assistants at different scales for MANDISC and plot performance variations of these schedules upon BERT_{base} in Figure 3(a). It can be seen that reducing the scale can lead to performance improvement until a certain scale, after which performance degradation is witnessed. Almost all manual schedules underperform the automatic one. We attribute the inferiority of manual schedules to improper scale-performance tradeoffs, as concentrating only on either scale or performance will give rise to a trivial solution with pareto optimality [37, 38]. The overall phenomenon implies the existence of scale-performance tradeoff. Similar phenomenon is also observed in EncT5, which is supplied in Appendix J. One may note that AUTODISC does not achieve the best performance, which is expected as MANDISC exhaustively searches for the teacher assistant at all scales. However, AUTODISC is able to automatically identify a reasonably good teacher assistant in a much more efficient manner compared to MANDISC.

Sufficiency of One Teacher Assistant To examine whether one teacher assistant is sufficient, we insert more than one teacher assistant to AUTODISC and present the results in Figure 3(b). It is

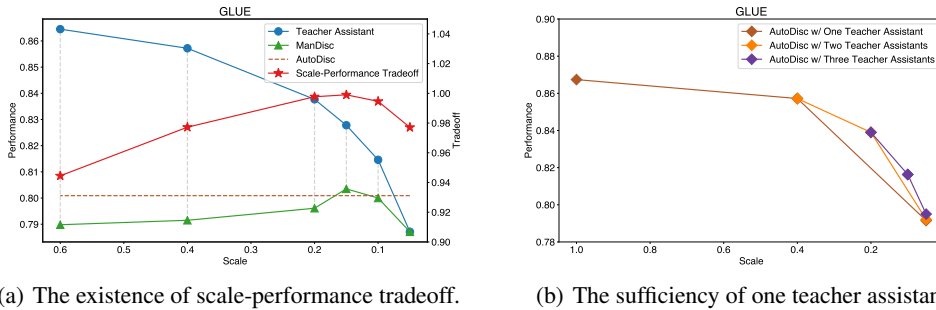


Figure 3: Scale-performance tradeoff experiments by distilling the teacher to a student at 5% scale. The blue curve represents the performance of teacher assistants at different scales. The green curve represents the performance of MANDISC using these teacher assistants. The red curve represents the value of the scale-performance tradeoff measure. The brown line represents the performance of AUTODISC. The orange and purple line represent the performance of AUTODISC using two and three teacher assistants.

clear that there is no obvious performance gain when applying more than one teacher assistant (two and three) in schedules. Therefore, we alternatively choose to use only one teacher assistant in AUTODISC for training efficiency based on the sufficiency. The conclusion still holds for EncT5, which is supplied in Appendix J.

Impact of Candidate Sampling We then study the impact of the sandwich-optimization in AUTODISC by varying the number of sampled candidates η , and measuring the training cost and the student performance. From Table 4, we show the assembled sandwich together with sub-sampled fillings brings acceptable performance detriment and efficiency gain. In comparison with MANDISC which we conduct 10 trials with different teacher assistants, AUTODISC with just one candidate is able to achieve similar performance with much less training time.

Impact of λ To show λ -Tradeoff is robust on the value of λ , we vary λ within $\{0.1, 0.2, 0.3\}$. It can be seen from Table 5 that the performance of AUTODISC is relatively stable with different values of λ . Moreover, we offer a λ -independent solution using a negative derivative of performance to scale as the tradeoff measure, which yields slightly worse results, as supplied in Appendix K.

Table 4: The efficacy of approximations upon distilling $BERT_{base}$ to $BERT_{10\%}$.

Model	Train. time	Average
$BERT_{10\%}-\mathcal{L}_{TSD}$	1.5h	81.5
w/ MANDISC	56h	81.9
w/ AUTODISC ($\eta=1$)	3.5h	82.1
w/ AUTODISC ($\eta=3$)	4.3h	81.9
w/ AUTODISC ($\eta=6$)	6.5h	81.9
w/ AUTODISC ($\eta=9$)	7.0h	82.4

Table 5: The impact of λ -Tradeoff upon distilling $BERT_{base}$ to $BERT_{10\%}$.

Model	Average
$BERT_{10\%}-\mathcal{L}_{TSD}$	81.5
w/ MANDISC	81.9
w/ AUTODISC ($\lambda=0.1$)	82.1
w/ AUTODISC ($\lambda=0.2$)	82.4
w/ AUTODISC ($\lambda=0.3$)	81.8

4 Related Work

Language Model Language models (LMs) [1, 5] are widely adopted in various natural language tasks [39, 40]. Typical LMs consist of a stack of transformer [41] encoder/decoder layers. Each encoder layer has two modules. The first is a self-attention module, and the second is a feed-forward module. A residual connection is employed around each of these modules, with a layer normalization placed either in (pre-norm) or out of (post-norm) the connection [42]. Each decoder layer additionally has a cross-attention module between the self-attention and feed-forward modules. While LMs exhibit excellent performance in various downstream tasks, their scales impede the deployment in

real-world applications. Therefore, it is an important research problem of learning compact language models from the large ones. In our work, we aim to make LMs deployable via model compression.

Model Pruning Inspired by the idea that not all parameters contribute equally to the overall performance of a model, model pruning [43] is widely adopted to waive the parameters with little impact. Model pruning spans from unstructured pruning [19, 44–46] to structured pruning [11, 12, 18, 22, 47]. Unstructured pruning prunes parameters at neuron level referring to parameter magnitude [43, 44] or learning dynamics [45], while structured pruning [11, 22] prunes parameters at module level relying on parameter sensitivity to performance. Although unstructured pruning enjoys a finer-grained pruning, it can only fit specialized devices. In contrast, structured pruning generally fits modern acceleration devices. In our work, we adopt structured pruning for deriving the structures of candidates for its benefits for distillation. Pruning also offers an opportunity to optimize the efficiency of our method due to its merits [18, 19, 23, 24].

Knowledge Distillation Knowledge distillation [34] is employed as a promising choice for model compression. Knowledge distillation can be divided into two categories: task-specific [13, 34, 48, 35] and task-agnostic [14, 49–51, 36, 25] distillation. Task-specific methods distill fine-tuned models with task-specific data, while task-agnostic methods distill pre-trained models directly with task-agnostic data. Distillation objective is central to both task-specific and task-agnostic distillation, and distilling logits [34] is the most common way. Recently, hidden states [50, 51], attention distributions [14, 48, 25], and high-order relations [35] are taken into consideration for better abstraction. To combine the power of both pre-training and fine-tuning, two-stage distillation [36] appends an enhancing distillation stage after the task-agnostic distillation. Teacher assistant-based distillation [14, 15, 17] is showcased to trade in teacher scale for student performance by inserting an intermediate-scale teacher assistant. This phenomenon is also supported in other work that better student performance should be attained with slightly worse teacher learning capacity [52]. However, setting the teacher assistant to a small scale with high performance for the student is nontrivial. A manual distillation schedule can produce an inferior scale-performance tradeoff. Although there is a related justification for an automatic distillation schedule [15], it is based on strong assumptions and has not yet been verified.

5 Conclusions

In this paper, we propose AUTODISC to automatically identify an effective teacher assistant for teacher assistant-based distillation, which bridges the large capacity gap between the teacher and student. Based on the largely-neglected observation that both the performance and the scale of the teacher assistant are of great importance to the performance of the student, we introduce a λ -Tradoff measure that balances the scale and the performance of the teacher assistant, and show that it is positively correlated with the final student performance. To compute the measures for possible teacher assistant candidates, we leverage gridding and pruning to specify these candidates and achieve an once-for-all optimization for these candidates based on two properties. The best teacher assistant is selected according to the λ -Tradoff value. Comprehensive experiments demonstrate the improved performance and applicability of AUTODISC. Experimental results on a language model over one billion parameters show the scalability of AUTODISC.

References

- [1] Jacob Devlin, Ming-Wei Chang, Kenton Lee, and Kristina Toutanova. BERT: pre-training of deep bidirectional transformers for language understanding. In *NAACL-HLT*, pages 4171–4186, 2019. URL <https://doi.org/10.18653/v1/n19-1423>.
- [2] Yinhan Liu, Myle Ott, Naman Goyal, Jingfei Du, Mandar Joshi, Danqi Chen, Omer Levy, Mike Lewis, Luke Zettlemoyer, and Veselin Stoyanov. Roberta: A robustly optimized BERT pretraining approach. *arXiv*, abs/1907.11692, 2019. URL <http://arxiv.org/abs/1907.11692>.
- [3] Alec Radford, Jeff Wu, Rewon Child, David Luan, Dario Amodei, and Ilya Sutskever. Language models are unsupervised multitask learners. *Preprint*, 2019. URL <https://d4mucfpksywv.cloudfront.net/better-language-models/language-models.pdf>.

- [4] Tom B. Brown, Benjamin Mann, Nick Ryder, Melanie Subbiah, Jared Kaplan, Prafulla Dhariwal, Arvind Neelakantan, Pranav Shyam, Girish Sastry, Amanda Askell, Sandhini Agarwal, Ariel Herbert-Voss, Gretchen Krueger, Tom Henighan, Rewon Child, Aditya Ramesh, Daniel M. Ziegler, Jeffrey Wu, Clemens Winter, Christopher Hesse, Mark Chen, Eric Sigler, Mateusz Litwin, Scott Gray, Benjamin Chess, Jack Clark, Christopher Berner, Sam McCandlish, Alec Radford, Ilya Sutskever, and Dario Amodei. Language models are few-shot learners. In *NeurIPS*, 2020. URL <https://proceedings.neurips.cc/paper/2020/hash/1457c0d6bfc4967418bfb8ac142f64a-Abstract.html>.
- [5] Colin Raffel, Noam Shazeer, Adam Roberts, Katherine Lee, Sharan Narang, Michael Matena, Yanqi Zhou, Wei Li, and Peter J. Liu. Exploring the limits of transfer learning with a unified text-to-text transformer. *JMLR*, 21:140:1–140:67, 2020. URL <http://jmlr.org/papers/v21/20-074.html>.
- [6] Alex Wang, Amanpreet Singh, Julian Michael, Felix Hill, Omer Levy, and Samuel R. Bowman. GLUE: A multi-task benchmark and analysis platform for natural language understanding. In *ICLR*, 2019. URL <https://openreview.net/forum?id=rJ4km2R5t7>.
- [7] Pranav Rajpurkar, Robin Jia, and Percy Liang. Know what you don’t know: Unanswerable questions for squad. In Iryna Gurevych and Yusuke Miyao, editors, *ACL*, pages 784–789, 2018. URL <https://aclanthology.org/P18-2124/>.
- [8] Xiangyang Liu, Tianxiang Sun, Junliang He, Lingling Wu, Xinyu Zhang, Hao Jiang, Zhao Cao, Xuanjing Huang, and Xipeng Qiu. Towards efficient NLP: A standard evaluation and A strong baseline. *arXiv*, abs/2110.07038, 2021. URL <https://arxiv.org/abs/2110.07038>.
- [9] Ofir Zafrir, Guy Boudoukh, Peter Izsak, and Moshe Wasserblat. Q8BERT: quantized 8bit BERT. In *EMC2@NeurIPS*, pages 36–39, 2019. URL <https://doi.org/10.1109/EMC2-NIPS53020.2019.00016>.
- [10] Haoli Bai, Wei Zhang, Lu Hou, Lifeng Shang, Jin Jin, Xin Jiang, Qun Liu, Michael R. Lyu, and Irwin King. Binarybert: Pushing the limit of BERT quantization. In *ACL-IJCNLP*, pages 4334–4348, 2021. URL <https://doi.org/10.18653/v1/2021.acl-long.334>.
- [11] Paul Michel, Omer Levy, and Graham Neubig. Are sixteen heads really better than one? In *NeurIPS*, pages 14014–14024, 2019. URL <https://proceedings.neurips.cc/paper/2019/hash/2c601ad9d2ff9bc8b282670cdd54f69f-Abstract.html>.
- [12] Lu Hou, Zhiqi Huang, Lifeng Shang, Xin Jiang, Xiao Chen, and Qun Liu. Dynabert: Dynamic BERT with adaptive width and depth. In *NeurIPS*, 2020. URL <https://proceedings.neurips.cc/paper/2020/hash/6f5216f8d89b086c18298e043bfe48ed-Abstract.html>.
- [13] Siqi Sun, Yu Cheng, Zhe Gan, and Jingjing Liu. Patient knowledge distillation for BERT model compression. In *EMNLP-IJCNLP*, pages 4322–4331, 2019. URL <https://doi.org/10.18653/v1/D19-1441>.
- [14] Wenhui Wang, Furu Wei, Li Dong, Hangbo Bao, Nan Yang, and Ming Zhou. Minilm: Deep self-attention distillation for task-agnostic compression of pre-trained transformers. In *NeurIPS*, 2020. URL <https://proceedings.neurips.cc/paper/2020/hash/3f5ee243547dee91fbd053c1c4a845aa-Abstract.html>.
- [15] Seyed-Iman Mirzadeh, Mehrdad Farajtabar, Ang Li, Nir Levine, Akihiro Matsukawa, and Hassan Ghasemzadeh. Improved knowledge distillation via teacher assistant. In *AAAI*, pages 5191–5198, 2020. URL <https://ojs.aaai.org/index.php/AAAI/article/view/5963>.
- [16] Wonchul Son, Jaemin Na, Junyong Choi, and Wonjun Hwang. Densely guided knowledge distillation using multiple teacher assistants. In *ICCV*, pages 9375–9384, 2021. URL <https://doi.org/10.1109/ICCV48922.2021.00926>.
- [17] Yimeng Wu, Mehdi Rezagholizadeh, Abbas Ghaddar, Md. Akmal Haidar, and Ali Ghodsi. Universal-kd: Attention-based output-grounded intermediate layer knowledge distillation. In *EMNLP*, pages 7649–7661, 2021. URL <https://doi.org/10.18653/v1/2021.emnlp-main.603>.

- [18] Hao Li, Asim Kadav, Igor Durdanovic, Hanan Samet, and Hans Peter Graf. Pruning filters for efficient convnets. In *ICLR*, 2017. URL <https://openreview.net/forum?id=rJqFGTslg>.
- [19] Jonathan Frankle and Michael Carbin. The lottery ticket hypothesis: Finding sparse, trainable neural networks. In *ICLR*, 2019. URL <https://openreview.net/forum?id=rJl-b3RcF7>.
- [20] Frederick Liu, Siamak Shakeri, Hongkun Yu, and Jing Li. Enct5: Fine-tuning T5 encoder for non-autoregressive tasks. *CoRR*, abs/2110.08426, 2021. URL <https://arxiv.org/abs/2110.08426>.
- [21] Angela Fan, Edouard Grave, and Armand Joulin. Reducing transformer depth on demand with structured dropout. In *ICLR*, 2020. URL <https://openreview.net/forum?id=Syl02yStDr>.
- [22] Mengzhou Xia, Zexuan Zhong, and Danqi Chen. Structured pruning learns compact and accurate models. *arXiv*, abs/2204.00408, 2022. URL <https://doi.org/10.48550/arXiv.2204.00408>.
- [23] Jiahui Yu and Thomas S. Huang. Universally slimmable networks and improved training techniques. In *ICCV*, pages 1803–1811, 2019. URL <https://doi.org/10.1109/ICCV.2019.00189>.
- [24] Han Cai, Chuang Gan, Tianzhe Wang, Zhekai Zhang, and Song Han. Once-for-all: Train one network and specialize it for efficient deployment. In *ICLR*, 2020. URL <https://openreview.net/forum?id=HylxE1HKwS>.
- [25] Wenhui Wang, Hangbo Bao, Shaohan Huang, Li Dong, and Furu Wei. Minilmv2: Multi-head self-attention relation distillation for compressing pretrained transformers. In *ACL-IJCNLP*, volume *ACL/IJCNLP 2021 of Findings of ACL*, pages 2140–2151, 2021. URL <https://doi.org/10.18653/v1/2021.findings-acl.188>.
- [26] Richard Socher, Alex Perelygin, Jean Wu, Jason Chuang, Christopher D. Manning, Andrew Y. Ng, and Christopher Potts. Recursive deep models for semantic compositionality over a sentiment treebank. In *EMNLP*, pages 1631–1642, 2013. URL <https://aclanthology.org/D13-1170/>.
- [27] Alex Warstadt, Amanpreet Singh, and Samuel R. Bowman. Neural network acceptability judgments. *TACL*, 7:625–641, 2019. URL <https://transacl.org/ojs/index.php/tac1/article/view/1710>.
- [28] William B. Dolan and Chris Brockett. Automatically constructing a corpus of sentential paraphrases. In *IWP@IJCNLP*, 2005. URL <https://aclanthology.org/I05-5002/>.
- [29] Daniel M. Cer, Mona T. Diab, Eneko Agirre, Iñigo Lopez-Gazpio, and Lucia Specia. Semeval-2017 task 1: Semantic textual similarity multilingual and crosslingual focused evaluation. In *SemEval@ACL*, pages 1–14, 2017. URL <https://doi.org/10.18653/v1/S17-2001>.
- [30] Adina Williams, Nikita Nangia, and Samuel R. Bowman. A broad-coverage challenge corpus for sentence understanding through inference. In *NAACL-HLT*, pages 1112–1122, 2018. URL <https://doi.org/10.18653/v1/n18-1101>.
- [31] Pranav Rajpurkar, Jian Zhang, Konstantin Lopyrev, and Percy Liang. Squad: 100, 000+ questions for machine comprehension of text. In *EMNLP*, pages 2383–2392, 2016. URL <https://doi.org/10.18653/v1/d16-1264>.
- [32] Luisa Bentivogli, Bernardo Magnini, Ido Dagan, Hoa Trang Dang, and Danilo Giampiccolo. The fifth PASCAL recognizing textual entailment challenge. In *TAC*, 2009. URL https://tac.nist.gov/publications/2009/additional_papers/RTE5_overview_proceedings.pdf.
- [33] Hector J. Levesque, Ernest Davis, and Leora Morgenstern. The winograd schema challenge. In *KR*, 2012. URL <http://www.aaai.org/ocs/index.php/KR/KR12/paper/view/4492>.

- [34] Geoffrey E. Hinton, Oriol Vinyals, and Jeffrey Dean. Distilling the knowledge in a neural network. *arXiv*, abs/1503.02531, 2015. URL <http://arxiv.org/abs/1503.02531>.
- [35] Geondo Park, Gyeongman Kim, and Eunho Yang. Distilling linguistic context for language model compression. In *EMNLP*, pages 364–378, 2021. URL <https://doi.org/10.18653/v1/2021.emnlp-main.30>.
- [36] Xiaoqi Jiao, Yichun Yin, Lifeng Shang, Xin Jiang, Xiao Chen, Linlin Li, Fang Wang, and Qun Liu. Tinybert: Distilling BERT for natural language understanding. In *EMNLP*, volume EMNLP 2020 of *Findings of ACL*, pages 4163–4174, 2020. URL <https://doi.org/10.18653/v1/2020.findings-emnlp.372>.
- [37] Ozan Sener and Vladlen Koltun. Multi-task learning as multi-objective optimization. In *NeurIPS*, pages 525–536, 2018. URL <https://proceedings.neurips.cc/paper/2018/hash/432aca3a1e345e339f35a30c8f65edce-Abstract.html>.
- [38] Xi Lin, Hui-Ling Zhen, Zhenhua Li, Qingfu Zhang, and Sam Kwong. Pareto multi-task learning. In *NeurIPS*, pages 12037–12047, 2019. URL <https://proceedings.neurips.cc/paper/2019/hash/685bfde03eb646c27ed565881917c71c-Abstract.html>.
- [39] Siqi Bao, Huang He, Fan Wang, Hua Wu, and Haifeng Wang. PLATO: pre-trained dialogue generation model with discrete latent variable. In *ACL*, pages 85–96, 2020. URL <https://doi.org/10.18653/v1/2020.acl-main.9>.
- [40] Jingqing Zhang, Yao Zhao, Mohammad Saleh, and Peter J. Liu. PEGASUS: pre-training with extracted gap-sentences for abstractive summarization. In *ICML*, volume 119 of *PMLR*, pages 11328–11339, 2020. URL <http://proceedings.mlr.press/v119/zhang20ae.html>.
- [41] Ashish Vaswani, Noam Shazeer, Niki Parmar, Jakob Uszkoreit, Llion Jones, Aidan N. Gomez, Lukasz Kaiser, and Illia Polosukhin. Attention is all you need. In *NeurIPS*, pages 5998–6008, 2017. URL <https://proceedings.neurips.cc/paper/2017/hash/3f5ee243547dee91fbd053c1c4a845aa-Abstract.html>.
- [42] Ruibin Xiong, Yunchang Yang, Di He, Kai Zheng, Shuxin Zheng, Chen Xing, Huishuai Zhang, Yanyan Lan, Liwei Wang, and Tie-Yan Liu. On layer normalization in the transformer architecture. In *ICML*, volume 119 of *PMLR*, pages 10524–10533, 2020. URL <http://proceedings.mlr.press/v119/xiong20b.html>.
- [43] Song Han, Jeff Pool, John Tran, and William Dally. Learning both weights and connections for efficient neural network. In *NeurIPS*, pages 1135–1143, 2015. URL <https://proceedings.neurips.cc/paper/2015/file/ae0eb3eed39d2bcef4622b2499a05fe6-Paper.pdf>.
- [44] Christos Louizos, Max Welling, and Diederik P. Kingma. Learning sparse neural networks through l₀ regularization. In *ICLR*, 2018. URL <https://openreview.net/forum?id=H1Y8hhg0b>.
- [45] Victor Sanh, Thomas Wolf, and Alexander M. Rush. Movement pruning: Adaptive sparsity by fine-tuning. In *NeurIPS*, 2020. URL <https://proceedings.neurips.cc/paper/2020/hash/eae15aabaa768ae4a5993a8a4f4fa6e4-Abstract.html>.
- [46] Tianlong Chen, Jonathan Frankle, Shiyu Chang, Sijia Liu, Yang Zhang, Zhangyang Wang, and Michael Carbin. The lottery ticket hypothesis for pre-trained BERT networks. In *NeurIPS*, 2020. URL <https://proceedings.neurips.cc/paper/2020/hash/b6af2c9703f203a2794be03d443af2e3-Abstract.html>.
- [47] François Lagunas, Ella Charlaix, Victor Sanh, and Alexander M. Rush. Block pruning for faster transformers. In *EMNLP*, pages 10619–10629, 2021. URL <https://doi.org/10.18653/v1/2021.emnlp-main.829>.
- [48] Jianquan Li, Xiaokang Liu, Honghong Zhao, Ruifeng Xu, Min Yang, and Yaohong Jin. BERT-EMD: many-to-many layer mapping for BERT compression with earth mover’s distance. In *EMNLP*, pages 3009–3018, 2020. URL <https://doi.org/10.18653/v1/2020.emnlp-main.242>.

- [49] Iulia Turc, Ming-Wei Chang, Kenton Lee, and Kristina Toutanova. Well-read students learn better: The impact of student initialization on knowledge distillation. *arXiv*, abs/1908.08962, 2019. URL <http://arxiv.org/abs/1908.08962>.
- [50] Victor Sanh, Lysandre Debut, Julien Chaumond, and Thomas Wolf. Distilbert, a distilled version of BERT: smaller, faster, cheaper and lighter. *arXiv*, abs/1910.01108, 2019. URL <http://arxiv.org/abs/1910.01108>.
- [51] Zhiqing Sun, Hongkun Yu, Xiaodan Song, Renjie Liu, Yiming Yang, and Denny Zhou. Mobilebert: a compact task-agnostic BERT for resource-limited devices. In *ACL*, pages 2158–2170, 2020. URL <https://doi.org/10.18653/v1/2020.acl-main.195>.
- [52] Wangchunshu Zhou, Canwen Xu, and Julian McAuley. Bert learns to teach: Knowledge distillation with meta learning. *arXiv*, abs/2106.04570, 2021. URL <http://arxiv.org/abs/2106.04570>.
- [53] Pavlo Molchanov, Stephen Tyree, Tero Karras, Timo Aila, and Jan Kautz. Pruning convolutional neural networks for resource efficient inference. In *ICLR*, 2017. URL <https://openreview.net/forum?id=SJGCiw5gl>.

A Technical Details of Pruning

Concretely, following previous work [11], the pruning always starts with the least important parameters/features, which are identified according to *importance scores*. The importance scores are approximated by first masking the parameterized structures. $\mu^{(i)}$, $\nu^{(i)}$, and $\xi^{(j)}$ denote the mask variables respectively for a self-attention head, optionally a cross-attention head, and a feed-forward neuron, such that for an intermediate input \mathbf{X} and potentially an encoder-produced input \mathbf{E} :

$$\mathbf{Z}^\circ = \text{SelfAttention}^\circ(\mathbf{X}) = \sum_i^h \mu^{(i)} \text{softmax}(\mathbf{X}\mathbf{W}_Q^{(i)}\mathbf{W}_K^{(i)\top}\mathbf{X}^\top)\mathbf{X}\mathbf{W}_V^{(i)}\mathbf{W}_O^{(i)}, \quad (4)$$

$$\mathbf{Z}^\circ = \text{CrossAttention}^\circ(\mathbf{Z}^\circ, \mathbf{E}) = \sum_i^h \nu^{(i)} \text{softmax}(\mathbf{Z}^\circ\mathbf{W}_{Q'}^{(i)}\mathbf{W}_{K'}^{(i)\top}\mathbf{E}^\top)\mathbf{E}\mathbf{W}_{V'}^{(i)}\mathbf{W}_{O'}^{(i)}, \quad (5)$$

$$\tilde{\mathbf{X}}^\circ = \text{FeedForward}^\circ(\mathbf{Z}^\circ) = \sum_j^d \xi^{(j)} g(\mathbf{Z}^\circ\mathbf{W}_1^{(j)})\mathbf{W}_2^{(j)}, \quad (6)$$

where potential bias terms (e.g., linear bias and position bias) are omitted, i means i -th head among h heads, j means j -th intermediate neuron among d neurons, and g is an activation function. We initialize all mask variables to ones to preserve the original structure at the very beginning.

Then expected absolute gradients over either fine-tuning or pre-training data gives the important scores:

$$\mathbb{I}_\mu^{(i)} = \mathbb{E}_{(x,y)\sim\mathcal{D}} \left| \frac{\partial\mathcal{L}(x,y)}{\partial\mu^{(i)}} \right|, \mathbb{I}_\nu^{(i)} = \mathbb{E}_{(x,y)\sim\mathcal{D}} \left| \frac{\partial\mathcal{L}(x,y)}{\partial\nu^{(i)}} \right|, \mathbb{I}_\xi^{(j)} = \mathbb{E}_{(x,y)\sim\mathcal{D}} \left| \frac{\partial\mathcal{L}(x,y)}{\partial\xi^{(j)}} \right|, \quad (7)$$

where (x, y) is a data point and \mathcal{L} is the task-specific loss for task-specific models or the language modeling loss for pre-trained models. \mathbb{E} represents expectation. The absolute value of gradient for a mask indicates how large the impact of pruning the corresponding structure is, thus implying how important the structure is.

Intuitively, we take a global ranking, in contrast to a local one as in other literature [12], for the structures of the same type (i.e., attention head or feed-forward element) from all stacking layers for pruning preference, before which we also normalize the importance scores for same-type structures in a layer with ℓ_2 norm, as suggested by Molchanov et al. [53], for a balanced pruning. Therefore, for each candidate, we separately prune attention heads and feed-forward elements to the scale so that we reach a qualified structure. For the sake of a corner case that all structures in a module are pruned, we skip the module by feeding the input as the output. While we can alternate to an quite recent pruning method [22] exploiting both coarse-grained and fine-grained strategies for state-of-the-art performance, we argue that our framework is agnostic to pruning methods and keep the pruning method simple.

Table 6: The statistics, maximum sequence lengths, and metrics.

Dataset	#Train exam.	#Dev exam.	Max. length	Metric
SST-2	67K	0.9K	64	Accuracy
MRPC	3.7K	0.4K	128	F1
STS-B	7K	1.5K	128	Spearman Correlation
QQP	364K	40K	128	F1
MNLI-m/mm	393K	20K	128	Accuracy
QNLI	105K	5.5K	128	Accuracy
RTE	2.5K	0.3K	128	Accuracy
Wikipedia	35M	-	128	-

Table 7: The hyperparameters for both task-specific and task-agnostic distillation. The learning rate is searched within different grids for BERT_{base} and EncT5_{1.5b}.

Hyperparameter	Task-specific Distillation	Task-agnostic Distillation
Batch Size	{16,32}	8×128=1024
Optimizer	AdamW	AdamW
Learning Rate	{1e-5, 2e-5, 3e-5}/{1e-4, 2e-4, 3e-4}	3e-4
Training Epochs	10	5
Early-stop Epochs	5	-
Warmup Proportion	0.1	0.01
Weight Decay	0.01	0.01
Sampling Number η	9	1

B Dataset Statistics

We conduct experiments on seven datasets. The detailed statistics, maximum sequence lengths, and metrics for datasets we use are shown in Table 6, where the Wikipedia corpus used for pretraining is also attached.

C Additional Implementation Details

The summary of hyperparameters for both task-specific and task-agnostic distillation is shown in Table 7. We will be releasing our code and scripts in the final version for exact reproducibility.

D Additional Results on BERT_{base}

We further conduct experiments on extremely small scale student model, i.e., BERT_{3%}. The results are shown in Table 8.

E Inference Measurement

Since FLOPs only offers theoretical inference compute, we additionally provide throughput for empirical inference compute of each model with throughput (i.e., processed tokens per micro second) in Table 9. The test environment is established by feeding 32×128 tokens to models. The amount of decomposed parameters is also attached for a reference.

F Pruned Structure Distributions

We give the distributions of example pruned structures in Figure 4, which exactly show what pruned LMs consist of. While pruned BERT_{base} tends to preserve bottom and middle layers, pruned EncT5_{1.5b} tends to preserve bottom layers. Meanwhile, neurons in feed-forward layers are more likely to be pruned than heads in attention layers, owing to the centrality of the attention module within a transformer layer.

Table 8: Additional results of task-specific distillation upon BERT_{base}.

Model	FLOPs	SST-2	MRPC	STS-B	QQP	MNLI-m/mm	QNLI	RTE	Average
BERT _{3%} - \mathcal{L}_{TSD}	0.3G	85.2	83.6	81.9	82.1	71.9/72.7	81.9	57.4	77.1
w/ MANDISC [15]	0.3G	85.6	85.0	82.7	82.7	72.7/72.8	82.0	59.6	77.9
w/ AUTODISC	0.3G	85.9	85.7	83.6	83.1	72.9/73.6	81.9	58.1	78.1

Table 9: Inference compute measurement.

Model	FLOPs	Throughput	Trm params	Emb params
BERT _{base}	10.9G	55.7tokens/ms	85.7M	23.8M
BERT _{10%}	1.1G	278.2tokens/ms	9.1M	23.8M
BERT _{5%}	0.5G	412.9tokens/ms	4.9M	23.8M
BERT _{large}	38.7G	17.9tokens/ms	303.3M	31.8M
BERT _{10%}	3.9G	104.1tokens/ms	31.3M	31.8M
BERT _{5%}	1.9G	154.2tokens/ms	16.3M	31.8M
EncT5 _{1.5b}	155.8G	4.8tokens/ms	1275.1M	32.9M
EncT5 _{10%}	15.6G	38.8tokens/ms	127.4M	32.9M
EncT5 _{5%}	7.8G	64.0tokens/ms	64.0M	32.9M

G Data Augmentation for TinyBERT

We compare TinyBERT with and without data augmentation as in Table 10. The results with data augmentation are retrieved from the original paper, since the augmented data is not publicly available. The results demonstrate that TinyBERT is largely supported with data augmentation for good performance.

Table 10: The results of TinyBERT with and without DA.

Model	FLOPs	SST-2	MRPC	STS-B	QQP	MNLI-m/mm	QNLI	RTE	Average
TinyBERT _{4L1312H} [36]	0.6G	88.3	88.5	84.3	84.0	77.0/77.4	82.5	63.5	80.7
w/ DA [36]	0.6G	92.7	90.2	86.3	87.1	82.8/82.8	88.0	65.7	84.5
MiniLMv _{23L1384H} [25]	0.7G	89.1	89.1	86.6	85.4	77.8/78.4	87.2	66.1	82.5

H Results on BERT_{large}

We show extended results of AUTODISC on BERT_{large} for readers’ interest in Table 11. Consistent patterns have been observed as in BERT_{base}.

I Results on Small-scale LMs

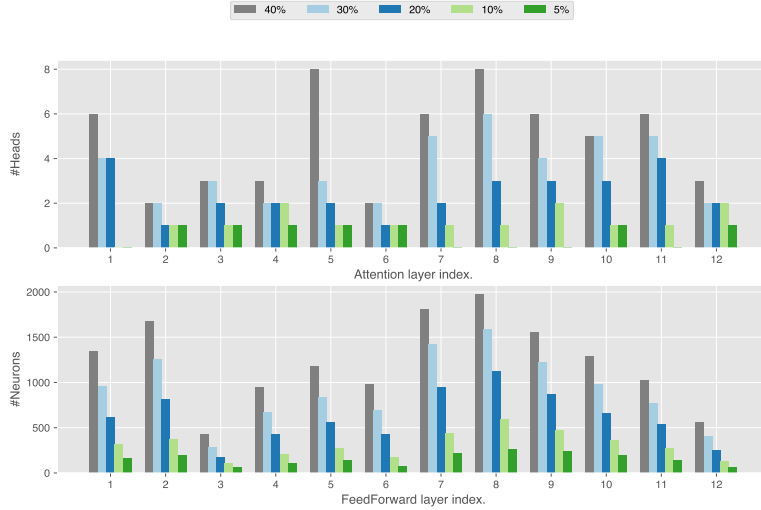
When AUTODISC is applied to small-scale MiniLM_{121384H} and BERT_{mini} as shown in Table 12, AUTODISC can reversely affect the performance of conventional distillation. Contrarily, MANDISC can still improve or at least retain the performance. However, it is less necessary to compress small-scale LMs.

J Varying Schedules for EncT5

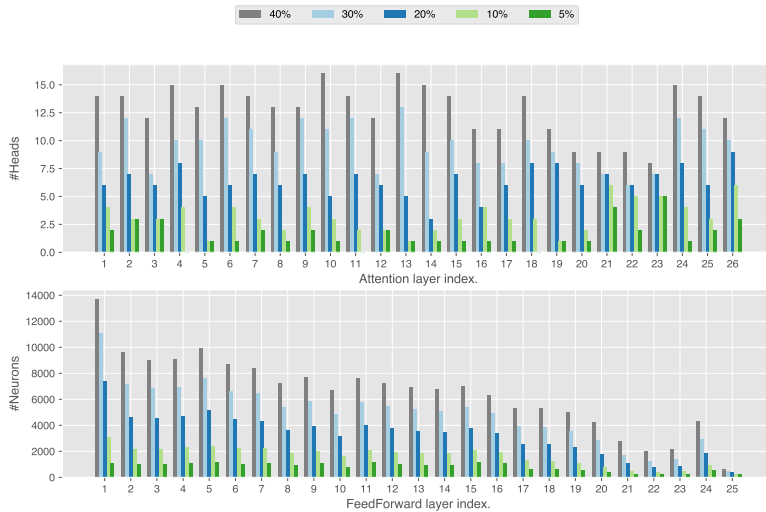
Performance variations among possible schedules for EncT5 are displayed in Figure 5, where the existence of scale-performance tradeoff and sufficiency of one teacher assistant can be verified.

K Negative Derivative-Tradeoff

As mentioned in the main paper, although λ -Tradeoff is able to provide stable tradeoff measurement, it is dependent on the value of λ . To eliminate this dependency, we design a new measure, negative



(a) 12-layer BERT_{base}.



(b) 24-layer EncT5_{1.5}. Layer indices larger than 24 denote modules from the one-layer decoder (i.e., two more attention modules and one more feed-forward modules).

Figure 4: The distributions of example pruned structures. The structures are derived with MRPC dataset.

derivative-Tradeoff, which computes the negative derivative of performance to scale at each candidate scale as: $t_a = \lim_{\delta \rightarrow 0} \frac{-(m_{a+\delta} - m_a)}{s_{a+\delta} - s_a}$. In the discrete case, $t_{a_i} = \frac{-(m_{a_{i+1}} - m_{a_i})}{\Delta s_a}$. The idea of the measure is basically derived from saving the performance from a potentially significant drop. However, first-order estimation can lead to a high estimation variance and can be further tuned with second-order or so for better performance. The comparison results using λ -Tradeoff and ND-Tradeoff are shown in Table 13. It can be seen from the table that AUTODISC-ND also achieves comparable results.

Table 11: The results of task-specific distillation upon BERT_{large}.

Model	FLOPs	SST-2	MRPC	STS-B	RTE	Average
BERT _{base}	10.9G	93.8	91.5	87.1	71.5	86.0
BERT _{10%} - \mathcal{L}_{TSD}	1.1G	88.8	87.8	84.0	66.4	81.8
w/ MANDISC [15]	1.1G	89.0	88.2	84.8	66.8	82.2
w/ AUTODISC	1.1G	89.1	88.4	85.4	68.2	82.7
BERT _{5%} - \mathcal{L}_{TSD}	0.5G	85.4	85.5	83.9	63.2	79.5
w/ MANDISC [15]	0.5G	86.1	87.0	84.1	65.7	80.7
w/ AUTODISC	0.5G	86.9	87.6	84.8	66.8	81.5
BERT _{large}	38.7G	94.2	92.5	90.1	75.5	88.1
BERT _{10%} - \mathcal{L}_{TSD}	3.9G	90.4	88.1	87.0	66.1	82.9
w/ MANDISC [15]	3.9G	90.6	88.9	87.1	67.2	83.4
w/ AUTODISC	3.9G	90.5	88.8	87.8	66.1	83.3
BERT _{5%} - \mathcal{L}_{TSD}	1.9G	89.2	85.7	85.8	61.4	80.5
w/ MANDISC [15]	1.9G	90.4	86.0	85.7	62.8	81.2
w/ AUTODISC	1.9G	89.6	87.4	87.3	61.4	81.4
EncT5 _{1.5b}	155.9G	96.9	95.1	92.3	88.5	93.2
EncT5 _{10%} - \mathcal{L}_{TSD}	15.6G	94.5	90.2	87.4	67.5	84.9
w/ MANDISC [15]	15.6G	94.6	90.5	88.0	70.4	85.9
w/ AUTODISC	15.6G	94.6	91.5	87.8	72.2	86.5
EncT5 _{5%} - \mathcal{L}_{TSD}	7.8G	92.9	88.0	83.4	58.8	80.8
w/ MANDISC [15]	7.8G	93.0	88.0	83.9	67.5	83.1
w/ AUTODISC	7.8G	93.8	89.8	85.3	64.6	83.4

Table 12: The results of task-specific distillation upon small-scale LMs.

Model	FLOPs	SST-2	MRPC	STS-B	QQP	MNLI-m/mm	QNLI	RTE	Average
MiniLM _{12L384H}	2.72G	92.1	90.9	88.6	87.2	83.0/83.3	90.7	72.9	86.1
MiniLM _{10%} - \mathcal{L}_{TSD}	0.26G	87.8	87.1	85.6	84.3	77.2/78.4	84.8	66.4	81.5
w/ MANDISC [15]	0.26G	88.2	88.2	86.3	84.7	77.8/79.2	85.2	65.7	81.9
w/ AUTODISC	0.26G	87.6	86.0	86.5	84.4	77.8/78.6	84.4	64.6	81.3
BERT _{mini}	0.60G	87.5	86.4	85.3	85.0	76.1/77.2	84.5	66.8	81.1
BERT _{10%} - \mathcal{L}_{TSD}	0.04G	83.3	83.8	81.6	81.6	66.3/71.4	82.7	58.8	76.2
w/ MANDISC [15]	0.04G	83.8	84.1	80.7	82.0	66.4/71.6	82.9	58.1	76.2
w/ AUTODISC	0.04G	83.3	82.9	80.6	81.1	67.4/71.3	82.8	58.5	76.0

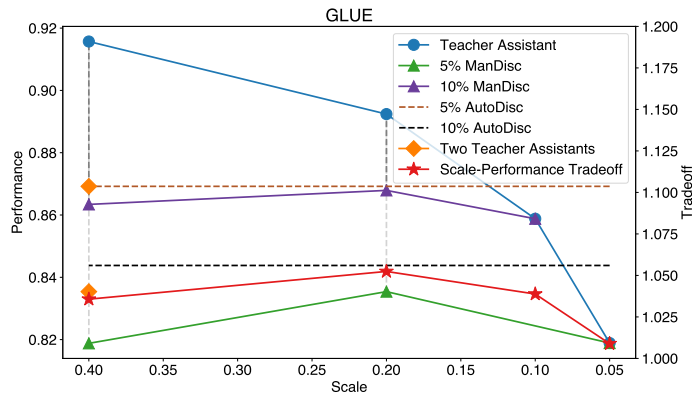


Figure 5: Performance comparisons among various schedules for EncT5. The dotted lines represent performance variations using either one or two teacher assistants for MANDISC. The triangles represent performance resulting from AUTODISC using one teacher assistant.

Table 13: The results of negative derivative-Tradeoff upon $BERT_{base}$.

Model	FLOPs	SST-2	MRPC	STS-B	RTE	Average
$BERT_{base}$	10.9G	93.8	91.5	87.1	71.5	86.0
$BERT_{10\%-\mathcal{L}_{TSD}}$	1.1G	88.8	87.8	84.0	66.4	81.8
w/ MANDISC [15]	1.1G	89.0	88.2	84.8	66.8	82.2
w/ AUTOdisc- λ	1.1G	89.1	88.4	85.4	68.2	82.7
w/ AUTOdisc-ND	1.1G	89.8	87.9	85.4	66.4	82.4
$BERT_{5\%-\mathcal{L}_{TSD}}$	0.5G	85.4	85.5	83.9	63.2	79.5
w/ MANDISC [15]	0.5G	86.1	87.0	84.1	65.7	80.7
w/ AUTOdisc- λ	0.5G	86.9	87.6	84.8	66.8	81.5
w/ AUTOdisc-ND	0.5G	86.8	86.0	84.9	66.8	81.1