

GIT: A Generative Image-to-text Transformer for Vision and Language

Jianfeng Wang, Zhengyuan Yang, Xiaowei Hu, Linjie Li, Kevin Lin,
Zhe Gan, Zicheng Liu, Ce Liu, Lijuan Wang

Microsoft Cloud and AI

{jianfw,zhengyang,xiaowei.hu,lindsey.li,keli,
zhe.gan,zliu,ce.liu,lijuanw}@microsoft.com

Abstract

In this paper, we design and train a **Generative Image-to-text Transformer**, GIT, to unify vision-language tasks such as image/video captioning and question answering. While generative models provide a consistent network architecture between pre-training and fine-tuning, existing work typically contains complex structures (uni/multi-modal encoder/decoder) and depends on external modules such as object detectors/taggers and optical character recognition (OCR). In GIT, we simplify the architecture as one image encoder and one text decoder under a single language modeling task. We also scale up the pre-training data and the model size to boost the model performance. Without bells and whistles, our GIT establishes new state of the arts on 12 challenging benchmarks with a large margin. For instance, our model surpasses the human performance for the first time on TextCaps (138.2 vs. 125.5 in CIDEr). Furthermore, we present a new scheme of generation-based image classification and scene text recognition, achieving decent performance on standard benchmarks.

1 Introduction

Table 1: New state-of-the-art performance with our GIT across 12 image/video captioning and question answering (QA) tasks. *: evaluated on the public server. CIDEr scores are reported for Captioning tasks.

	Image captioning				Image QA			Video captioning			Video QA	
	COCO *	*nocaps	*VizWiz	*TextCaps	*ST-VQA	*VizWiz	OCR-VQA	MSVD	MSRVT	VATEX*	MSVD-QA	TGIF-Frame
Prior SOTA	138.7 [115]	120.6 [110]	94.1 [23]	109.7 [108]	59.7 [108]	65.4 [2]	64.1 [29]	120.6 [61]	60 [81]	86.5 [89]	48.3 [92]	69.5 [113]
GIT (ours)	148.8	123.4	114.4	138.2	69.6	67.5	68.1	180.2	73.9	93.8	56.8	72.8
Δ	+10.1	+3.7	+20.3	+28.5	+9.9	+2.1	+4.0	+59.6	+13.9	+7.3	+8.5	+3.3

Tremendous advances have been made in recent years on vision-language (VL) pre-training, especially based on the large-scale data of image-text pairs, *e.g.*, CLIP [77], Florence [111], and SimVLM [99]. The learned representation greatly boosts the performance on various downstream tasks, such as image captioning [62], visual question answering (VQA) [24], and image-text retrieval.

During pre-training, Masked Language Modeling (MLM) and Image-Text Matching (ITM) tasks have been widely used [95, 19, 58, 115, 9, 16, 94, 46]. However, these losses are different from



Figure 1: Example captions generated by GIT. The model demonstrates strong capability of recognizing scene text, tables/charts, food, banknote, logos, landmarks, characters, products, *etc.*

the downstream tasks, and task-specific adaptation has to be made. For example, ITM is removed for image captioning [94, 58], and an extra randomly initialized multi-layer perceptron is added for VQA [99, 58]. To reduce this discrepancy, recent approaches [10, 99, 107, 97] have attempted to design unified generative models for pre-training, as most VL tasks can be cast as generation problems. These approaches typically leverage a multi-modal encoder and a text decoder with careful design on the text input and the text target. To further push the frontier of this direction, we present a simple Generative Image-to-text Transformer, named GIT, which consists only of one image encoder and one text decoder. The pre-training task is just to map the input image to the entire associated text description with the language modeling objective. Despite its simplicity, GIT sets new state of the arts across 12 challenging benchmarks with a large margin, as summarized in Table 1.

The image encoder is a Swin-like vision transformer [15, 111] pre-trained on massive image-text pairs based on the contrastive task [40, 77, 111]. This eliminates the dependency on the object detector, which is used in many existing approaches [4, 58, 95, 115, 9, 19]. To extend it to the video domain, we simply extract the features of multiple sampled frames and concatenate them as the video representation. The text decoder is a transformer network to predict the associated text. The entire network is trained with the language modeling task. For VQA, the input question is treated as a text prefix, and the answer is generated in an auto-regressive way. Furthermore, we present a new generation-based scheme for ImageNet classification, where the predicted labels come directly from our generative model without pre-defining the vocabulary.

The approach is simple, but the performance is surprisingly impressive after we scale up the pre-training data and the model size. Fig. 1 shows captions generated by the GIT fine-tuned with TextCaps. The samples demonstrate the model’s strong capability of recognizing and describing scene text, tables, charts, food, banknote, logos, landmarks, characters, celebrities, products, *etc.*, indicating that our GIT model has encoded rich multi-modal knowledge about the visual world.

Our main contributions are as follows.

- We present GIT, which consists of only one image encoder and one text decoder, pre-trained on 0.8 billion image-text pairs with the language modeling task.
- We demonstrate new state-of-the-art performance over 12 tasks on image/video captioning and QA (Table 1), without the dependency on object detectors, object tags, and OCR. On TextCaps, we surpass the human performance for the first time.
- We present a new scheme of generation-based image classification. On ImageNet-1K, we show a decent performance (88.79% top-1 accuracy) with our GIT.

2 Related Work

In VL pre-training, multi-task pre-training has been widely used to empower the network with multiple or enhanced capabilities. For example, MLM and ITM are widely adopted pre-training

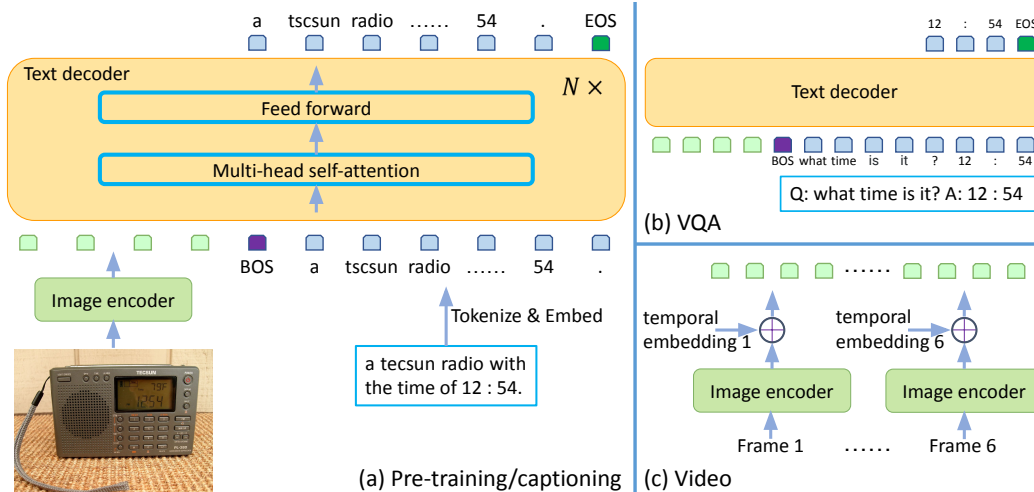


Figure 2: Network architecture of our GIT, composed of one image encoder and one text decoder. (a): The training task in both pre-training and captioning is the language modeling task to predict the associated description. (b): In VQA, the question is placed as the text prefix. (c): For video, multiple frames are sampled and encoded independently. The features are added with an extra learnable temporal embedding (initialized as 0) before concatenation.

tasks [58, 46, 115, 95, 104, 66, 88]. Recently, the image-text contrastive loss has also been added in [110, 54, 94]. Since most VL tasks can be formulated as the text generation task [10], a single generation model can be pre-trained to support various downstream tasks. The input and output texts are usually carefully designed to pre-train such a generation model. For example in [10], the text is properly masked as the network input and the goal is to recover the masked text span. SimVLM [99] randomly splits a text sentence into the input and the target output. In these methods, a multi-modal transformer encoder is utilized to incorporate the text inputs before decoding the output.

For image representation, Faster RCNN has been used in most existing approaches [4, 58, 95, 115, 9, 19] to extract the region features. Recently, a growing interest is in dense representation [35, 99, 94, 46, 18, 16, 54] from the feature map, which requires no bounding box annotations. Meanwhile, it is easy to train the entire network in an end-to-end way. In addition to the representation from the feature map, object tags [58, 95, 115, 11, 18] are leveraged to facilitate the transformer to understand the context, especially the novel objects. For scene-text-related tasks, OCR is invoked to generate the scene text as additional network input, *e.g.*, in [31, 108]. For the text prediction, A transformer network is typically used, which can incorporate the cross-attention module to fuse the image tokens, *e.g.*, [10, 2, 107, 110], or only the self-attention modules where the image tokens are concatenated with the text tokens, *e.g.*, [58, 9, 115, 95, 18].

3 Generative Image-to-text Transformer

With large-scale image-text pairs, our goal is to pre-train a VL model which is simple yet effective to benefit image/video captioning and QA tasks. As the input is the image and the output is the text, the minimal set of components could be one image encoder and one text decoder, which are the only components of our GIT as illustrated in Fig. 2.

3.1 Network Architecture

The image encoder is based on the contrastive pre-trained model [111]. The input is the raw image and the output is a compact 2D feature map, which is flattened into a list of features. With an extra linear layer and a layernorm layer, the image features are projected into D dimensions, which are the input to the text decoder.

The text decoder is a transformer module to predict the text description. The transformer module consists of multiple transformer blocks, each of which is composed of one self-attention layer and one feed-forward layer. The text is tokenized and embedded into D dimensions, followed by an

addition of the positional encoding and a layernorm layer. The image features are concatenated with the text embeddings as the input to the transformer module. The text begins with the [BOS] token, and is decoded in an auto-regressive way until the [EOS] token or reaching the maximum steps. The seq2seq attention mask as in Fig. 3 is applied such that the text token only depends on the preceding tokens and all image tokens, and image tokens can attend to each other. This is different from a unidirectional attention mask, where not every image token can rely on all other image tokens.

3.2 Pre-training

For each image-text pair, let I be the image, $y_i, i \in \{1, \dots, N\}$ be the text tokens, y_0 be the [BOS] token and y_{N+1} be the [EOS] token. We apply the language modeling (LM) loss to train the model. That is,

$$l = \frac{1}{N+1} \sum_{i=1}^{N+1} \text{CE}(y_i, p(y_i | I, \{y_j, j = 0, \dots, i-1\})), \quad (1)$$

where CE is the cross-entropy loss with label smoothing of 0.1.

3.3 Fine-tuning

For the image captioning task, as the training data format is the same as that in pre-training, we apply the same LM task to fine-tune our GIT. For visual question answering, the question and the ground-truth answer are concatenated as a new special caption during the fine-tuning, but the LM loss is only applied on the answer and the [EOS] tokens. During inference, the question is interpreted as the caption prefix and the completed part is the prediction.

To extend to the video domain, we sample multiple frames from each video clip, and encode each frame via the image encoder independently. Afterwards, we add a learnable temporal embedding (initialized as zeros), and concatenate the features from sampled frames. The final representation is used in a similar way as the image representation for captioning and question answering.

We also apply our generation model to the image classification task, where the class names are interpreted as image captions, and our GIT is fine-tuned to predict the result in an auto-regressive way. This is different from existing work which normally pre-defines the vocabulary and uses a linear layer (with softmax) to predict the likelihood of each category. This new generation-based scheme is beneficial when new data and new categories are added to the existing dataset. In this case, the network can continuously train on the new data without introducing new parameters.

3.4 Relation to Existing Work

The concurrent work of Flamingo [2] leverages a much larger model primarily for zero-shot and few-shot VL tasks. Both Flamingo [2] and our GIT contain one image encoder and one text decoder with LM pre-training. In Flamingo, extra cross-attention modules are inserted into the decoder to incorporate the image representations, while we simply concatenate the image representation with the text representation as the input to the decoder. Another difference is that Flamingo freezes the pre-trained weights of image encoder and text decoder, and only tunes the extra cross-attention modules. The benefit is to preserve the generalization capability of the large language model. In our GIT, all parameters are updated to better fit the VL tasks.

Another concurrent work of CoCa [110] unifies the contrastive task and the generation task. as one pre-training phase. Our approach is equivalent to separating the two tasks sequentially: (i) using the contrastive task to pre-train the image encoder followed by (ii) using the generation task to pre-train both the image encoder and text decoder.

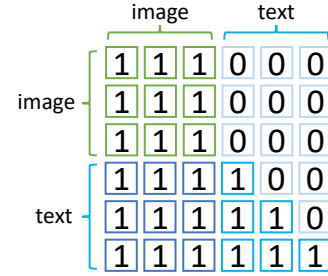


Figure 3: seq2seq attention mask is applied to the transformer. If (i, j) is 1, the i -th output can depend on the j -th input; otherwise, not.

Table 2: Results on COCO captioning with Karpathy [45] split. The highest number is highlighted in bold.

Method	Cross-Entropy				SCST			
	BLEU@4	METEOR	CIDEr	SPICE	BLEU@4	METEOR	CIDEr	SPICE
MiniVLM [95]	35.6	28.6	119.8	21.6	39.2	29.7	131.7	23.5
DistillVLM [19]	35.6	28.7	120.8	22.1	-	-	-	-
ViTCap [18]	36.3	29.3	125.2	22.6	41.2	30.1	138.1	24.1
OSCAR [58]	37.4	30.7	127.8	23.5	41.7	30.6	140.0	24.5
VinVL [115]	38.5	30.4	130.8	23.4	41.0	31.1	140.9	25.2
UFO [94]	38.7	30.0	131.2	23.3	-	-	-	-
Flamingo [2]	-	-	138.1	-	-	-	-	-
LEMON [32]	41.5	30.8	139.1	24.1	42.6	31.4	145.5	25.5
SimVLM [99]	40.6	33.7	143.3	25.4	-	-	-	-
CoCa [110]	40.9	33.9	143.6	24.7	-	-	-	-
OFA [97]	-	-	-	-	43.5	31.9	149.6	26.1
UniversalCap [11]	-	-	-	-	42.9	31.5	150.2	25.2
GIT	44.1	31.5	144.8	24.7	44.1	32.2	151.1	26.3

Table 3: Results on COCO test set (c40).

Method	B@4	M	R	C
BUTD [4]	68.5	36.7	72.4	120.5
VinVL [115]	74.9	40.8	76.8	138.7
GIT	78.3	42.0	78.4	148.8

Table 4: Results on VizWiz-Captions [28].

Method	test-dev		test-std	
	C	S	C	S
MTMA [23]	94.9	19.9	94.1	19.9
GIT	113.1	22.2	114.4	22.3

Table 5: Results on nocaps. C: CIDEr. S: SPICE.

Method	Validation		Test	
	C	S	C	S
OSCAR [58]	83.4	11.4	80.9	11.3
Human [1]	87.1	14.2	85.3	14.6
VIVO [33]	88.3	12.4	86.6	12.4
VinVL [115]	94.3	13.1	92.5	13.1
UFO [94]	94.3	13.6	92.3	13.6
SimVLM [99]	115.2	-	115.2	-
LEMON [32]	117.3	15.0	114.3	14.9
UniversalCap [11]	122.1	15.0	119.3	15.1
CoCa [110]	122.4	15.5	120.6	15.5
GIT	125.5	16.0	123.4	15.9

4 Experiments

4.1 Setting

We collect 0.8B image-text pairs for pre-training, which include COCO [62], Conceptual Captions (CC3M) [83], SBU [71], Visual Genome (VG) [48], Conceptual Captions (CC12M) [6], ALT200M [32], and an extra 0.6B data following a similar collection procedure in [32]. The image encoder is initialized from the pre-trained contrastive model [111]. The hidden dimension (D) is 768. The text decoder consists of 6 randomly-initialized transformer blocks. The total number of model parameters is 0.7 billion. The learning rates of the image encoder and the decoder are $1e^{-5}$ and $5e^{-5}$, respectively, and follow the cosine decay to 0. The total number of epochs is 2. During inference, the beam size is 4 and the length penalty [100] is 0.6.

4.2 Results on Image Captioning

COCO. As a common practice, we use the Karpathy split [45] of COCO [62] for evaluation. The results with both cross-entropy optimization and SCST [79] are presented in Table 2. Our model achieves new SOTA performance 1) on all metrics (BLEU@4 [73], METEOR [13], CIDEr [90], SPICE [3]) with SCST and 2) on CIDEr and BLEU@4 with cross-entropy optimization only. We also evaluate our best fine-tuned model on the test set¹. As Table 3 shows, our model surpasses the prior SOTA by a large margin (10 points on CIDEr).

¹<https://competitions.codalab.org/competitions/3221>

Table 6: Results on TextCaps [85]. Test set is evaluated by the server. *: the nubmers are from [85]. B: BLEU@4; M: METEOR; R: ROUGE-L; S: SPICE; C: CIDEr. #: winner entry of the CVPR 2021 workshop challenge ².

Method	Validation set					Test set				
	B	M	R	S	C	B	M	R	S	C
BUTD [4]*	20.1	17.8	42.9	11.7	41.9	14.9	15.2	39.9	8.8	33.8
AoANet [34]*	20.4	18.9	42.9	13.2	42.7	15.9	16.6	40.4	10.5	34.6
M4C-Cap. [31]*	23.3	22.0	46.2	15.6	89.6	18.9	19.8	43.2	12.8	81.0
Anc.-Cap. [102]	24.7	22.5	47.1	15.9	95.5	20.7	20.7	44.6	13.4	87.4
TAP [108]	25.8	23.8	47.9	17.1	109.2	21.9	21.8	45.6	14.6	103.2
TAP [108]#	28.1	24.4	49.3	17.7	119.0	22.9	22.0	46.5	14.6	109.7
Human [85]	-	-	-	-	-	24.4	26.1	47.0	18.8	125.5
GIT	37.0	27.6	54.1	21.1	143.7	33.1	26.2	52.2	19.6	138.2

nocaps. The dataset [1] is collected from Open Images [49], which contains a much wider (than COCO) spectrum of novel objects in the wild. We directly employ GIT fine-tuned on COCO, and evaluate it against the validation and test sets. As shown in Table 5, our method improves over the prior SOTA [23] significantly, on both validation and test sets. Compared with CoCa [110], our model is much smaller in the model size (0.7B vs 2.1B), but achieves higher performance (123.0 vs 120.6 on CIDEr). The results also reveal that our model is capable of identifying novel objects without the object tags.

TextCaps. The dataset [85] requires the model to recognize the text and to relate it with its visual context in a natural language description. Existing work typically leverages an OCR system to infer the text and uses a dynamic pointer network or copy mechanism to decide whether the OCR text should be copied into the output. In contrast, we directly fine-tune GIT on the TextCaps training set and evaluate it without OCR input. As shown in Table 6, our solution outperforms the previous SOTA (TAP [108]) by a breakthrough margin (28.5 points on CIDEr), and also surpasses the human performance for the first time.

VizWiz-Captions. The images in VizWiz-Captions [28] are collected by the visually-impaired people. Table 4 shows the fine-tuned results. Our approach significantly outperforms the prior SOTA (MTMA [23]) by a large margin (20.3 on CIDEr). Note that the prior SOTA uses extra modules of OCR, object detector, and model ensemble.

4.3 Results on Visual Question Answering

The evaluation benchmarks include VQAv2 [24], TextVQA [86], VizWiz-VQA [27], ST-VQA [5], and OCR-VQA [70]. On VQAv2, most approaches pre-define the answer vocabulary and formulate the task as the classification problem. As presented in Sec. 3, we place the question as the caption prefix, and the completed part is the prediction. On other tasks, most approaches resort to OCR systems to predict the scene text, while we use no OCR input.

Before fine-tuning the model, we run an intermediate fine-tuning on the combination of the training data of VQAv2, TextVQA, ST-VQA, OCR-VQA, VizWiz-VQA, Visual Genome QA [48], GQA [36], and OK-VQA [68]. To avoid data contamination, we remove the duplicate images of the test and validation set of the target benchmarks. As illustrated in Table 7, we significantly boost the prior SOTA on VizWiz-VQA, ST-VQA, and OCR-VQA. Compared with the concurrent work of Flamingo [2], we achieve higher accuracy (+5.4) on TextVQA and lower (-3.29) on VQAv2. Note that Flamingo’s model size is 80B, which is 114 times of ours (0.7B).

4.4 Results on Video Captioning and Question Answering

On the video captioning task, the performance is evaluated on MSVD [7] with the widely-used splits from [91], MSRVT [103], YouCook2 [118] VATEX [98], and TVC [52]. On VATEX, the

²<https://visualqa.org/workshop.html>

Table 7: Results on visual question answering. (a): for VQAv2, approaches are divided according to whether the answer vocabulary is pre-defined (Closed) or not (Open). The model with closed vocabulary can be a classification model or generation model with constrained outputs, *e.g.*, [97]. (b): for TextVQA, Mia [76][#] is the winner entry of TextVQA Challenge 2021 with a fine-tuned T5-3B [78] model. (c): ^{##}: winner entry of 2021 VizWiz Grand Challenge Workshop.

Vocabulary	Model	test-dev	test-std
Closed	OSCAR [58]	73.61	73.82
	UNITER [9]	73.82	74.02
	VILLA [21]	74.69	74.87
	UNIMO [57]	75.06	75.27
	ALBEF [54]	75.84	76.04
	VinVL [115]	76.52	76.60
	UFO [94]	76.64	76.76
	CLIP-ViL [84]	76.48	76.70
	METER [16]	77.68	77.64
	OFA [97]	79.87	80.02
	SimVLM [99]	80.03	80.34
	Florence [111]	80.16	80.36
	CoCa [110]	82.3	82.3
Open	BLIP [53]	78.25	78.32
	Flamingo [2]	82.0	82.1
	GIT	78.56	78.81
(a) VQAv2 [24]			

Model	validation	test
M4C [31]	40.55	40.46
LaAP-Net [29]	41.02	41.41
SA-M4C [42]	45.4	44.6
SMA [22]	44.58	45.51
TAP [108]	54.71	53.97
Flamingo [2]	57.1	54.1
Mia [76] [#]	-	73.67
GIT	59.93	59.75
(b) TextVQA [86]		

Model	test-dev	test
[64] ^{##}	61.8	60.6
Flamingo [2]	65.7	65.4
GIT	68.0	67.5
(c) VizWiz-QA [27]		

Model	Val Acc.	Val ANLS	Test ANLS
M4C [31]	38.1	47.2	46.2
LaAP-Net [29]	39.7	49.7	48.5
SA-M4C [42]	42.2	51.2	50.4
TAP [108]	50.8	59.8	59.7
GIT	59.2	69.1	69.6
(d) ST-VQA [5]			

model	val	test
BLOCK+CNN+W2V [70]	-	48.3
M4C [31]	63.5	63.9
LaAP-Net [29]	63.8	64.1
GIT	67.8	68.1
(e) OCR-VQA [70]		

performance is evaluated on both the public test and private test (evaluated on the server). The results are shown in Table 8, and we achieve new SOTA on MSRVD, MSRVT, and VATEX. For example on VATEX private test, our results are even better (93.8 vs 86.5) than CLIP4Caption++ [89], which relies on model ensemble and additional subtitle input. This is also better than Flamingo [2] (84.2) with 80B parameters.

Video QA is evaluated on MSVD-QA [101, 7], MSRVT-QA [101, 103], and TGIF-Frame [39], which are all open-ended tasks. As shown in Table 9, our simple solution achieves new SOTA on MSVD-QA and TGIF-Frame with a large margin.

4.5 Results on Image Classification

We fine-tune GIT on ImageNet-1k. Each category is mapped to a unique class name, and the prediction is correct only if it is exactly matched with the ground-truth label subject to more or fewer whitespaces³. As shown in Table 22, our approach can achieve descent accuracy without pre-defining the vocabulary.

4.6 Results on Scene Text Recognition

The task [25] aims to develop models that can read scene text but without the requirement to describe the context. We evaluate our model in two settings. One is the GIT fine-tuned on TextCaps, which generates an open-ended caption. The model is the same as the one used for TextCaps evaluation

Table 10: Results on ImageNet-1k classification task. Our approach takes the class name as the caption and predict the label in an auto-regressive way without pre-defining the vocabulary.

Vocabulary	Method	Top-1
Closed	ALIGN [40]	88.64
	Florence [111]	90.05
	CoCa [110]	91.0
Open	GIT	88.79

³pred.replace(' ', '') == gt.replace(' ', '')

Table 8: Results on video captioning. ^E: model ensemble; ^T: with the subtitle as additional input. YouCook2 and TVC are on the validation set.

Method	B@4	M	R	C	Method	B@4	M	R	C	Method	B@4	M	R	C
SibNet [63]	54.2	34.8	71.7	88.2	STG-KD [72]	40.5	28.3	60.9	47.1	Vid.BERT [87]	4.3	11.9	-	55.0
POS+CG [93]	52.5	34.1	71.3	88.7	Support-set [74]	38.9	28.2	59.8	48.6	ActBERT [119]	5.4	13.3	-	65.0
OA-BTG [114]	56.9	36.2	-	90.6	PMI-CAP [8]	42.1	28.7	-	49.4	SwinBERT[61]	9.0	15.6	37.3	109.0
STG-KD [72]	52.2	36.9	73.9	93.0	ORG-TRL [117]	43.6	28.8	62.1	50.9	Flamingo [2]	-	-	-	118.6
PMI-CAP [8]	54.6	36.4	-	95.1	OpenBook [116]	33.9	23.7	50.2	52.9	VALUE [56] ^T	12.4	18.8	40.4	130.3
ORG-TRL [117]	54.3	36.4	73.9	95.2	SwinBERT [61]	41.9	29.9	62.1	53.8	UniVL [67] ^T	17.4	22.4	46.5	181
SwinBERT [61]	58.2	41.3	77.5	120.6	MV-GPT [81] ^T	48.9	38.7	64.0	60	MV-GPT [81] ^T	21.9	27.1	49.4	221
GIT	79.5	51.1	87.3	180.2	GIT	53.8	32.9	67.7	73.9	GIT	10.3	17.3	39.8	129.8
(a) MSVD [7]					(b) MSRVT [103]					(c) YouCook2 [118]				

Method	B@4	R	M	C	Method	C
VaTeX [98]	28.4	47.0	21.7	45.1	X-L.+T. [120] ^E	81.4
OpenBook [116]	33.9	50.2	23.7	57.5	Flamingo [2]	84.2
VALUE [56] ^T	-	-	-	58.1	C.4Cap. [89] ^{ET}	86.5
SwinBERT [61]	38.7	53.2	26.2	73.0	GIT	93.8
C.4Cap. [89] ^{ET}	40.6	54.5	-	85.7		
GIT	41.6	55.4	28.1	91.5		
(d) VATEX [98] public test						

Method	B@4	R	M	C	Method	B@4	R	M	C
MMT [52] ^T	10.8	32.8	16.9	45.3	X-L.+T. [120] ^E	81.4			
HERO [55] ^T	12.3	34.1	17.6	49.9	Flamingo [2]	84.2			
VALUE [56] ^T	11.6	33.9	17.6	50.5	C.4Cap. [89] ^{ET}	86.5			
SwinBERT [61]	14.5	36.1	18.5	55.4	GIT	93.8			
C.4Cap. [89] ^{ET}	15.0	36.9	-	66.0					
GIT	16.2	36.7	18.9	63.0					
(e) VATEX [98] private test									

Method	B@4	R	M	C	Method	B@4	R	M	C
MMT [52] ^T	10.8	32.8	16.9	45.3	X-L.+T. [120] ^E	81.4			
HERO [55] ^T	12.3	34.1	17.6	49.9	Flamingo [2]	84.2			
VALUE [56] ^T	11.6	33.9	17.6	50.5	C.4Cap. [89] ^{ET}	86.5			
SwinBERT [61]	14.5	36.1	18.5	55.4	GIT	93.8			
C.4Cap. [89] ^{ET}	15.0	36.9	-	66.0					
GIT	16.2	36.7	18.9	63.0					
(f) TVC [52]									

Table 9: Results on video question answering. All are open-ended question answering tasks.

Method	Accuracy	Method	Accuracy	Method	Accuracy
QueST [41]	34.6	JustAsk [106]	41.5	HCRN [50]	55.9
HCRN [50]	36.1	MV-GPT [81]	41.7	QueST [41]	59.7
CoMVT [82]	42.6	MERLOT[113]	43.1	ClipBERT[51]	60.3
JustAsk [106]	46.3	VIOLET [20]	43.9	All-in-one [92]	66.3
VIOLET [20]	47.9	All-in-one [92]	46.8	VIOLET [20]	68.9
All-in-one [92]	48.3	Flamingo [2]	47.4	MERLOT[113]	69.5
GIT	56.8	GIT	43.2	GIT	72.8
(a) MSVD-QA [101, 7]		(b) MSRVT-QA [101, 103]		(c) TGIF-Frame [39]	

in Table 6. The prediction is considered correct if the caption contains the ground-truth scene text word. The other is to fine-tune the model on two large scene text datasets: MJSynth (MJ) [37, 38] and SynthText (ST) [26], where the ground-truth scene text is used as the *caption*. The prediction is correct if the output is the exact match to the ground-truth, *i.e.*, the standard word accuracy. Following the established setup, we evaluate on six standard benchmarks, as depicted in Table 11. Our TextCaps-fine-tuned captioning model achieves an 89.9 accuracy, close to the SOTA (91.9), which demonstrates the strong scene text comprehension capability of our captioning model. After fine-tuning the model on the standard MJ+ST datasets, GIT achieves 92.9 that surpasses the prior arts [17, 30] of 91.9.

4.7 Analysis

Model and data scaling. To study the trending with data scales, we construct two smaller pre-training datasets: one is the combination of COCO, SBU, CC3M and VG, leading to 4M images or 10M image-text pairs; the other is to further combine CC12M, leading to about 14M images or 20M image-text pairs. When pre-training on small-scale datasets, we use 30 epochs rather than 2 epochs as on the 0.8B data. For the network structure, we name our model as *Huge* and replace the image encoder with ViT-B/16 and ViT-L/14 from CLIP [77] as *Base* and *Large*, respectively. Fig. 4 shows the results on COCO, TextCaps, and VizWiz-QA. On COCO, the base model benefits from 4M to 14M, but the performance drops with 0.8B data. The 14M data are more similar to COCO than the majority of the noisy 0.8B data. Meanwhile, the Base model with limited capacity may not be able to benefit effectively from large-scale data. Similar observations are also reported in [47] for

Table 11: Results on scene text recognition. MJ and ST indicate the MJSynth (MJ) [37, 38] and SynthText (ST) [26] datasets used for training scene text recognition models.

Method	Fine-tuning Data	Regular Text			Irregular Text			Average
		IC13[44]	SVT [96]	IIIT [69]	IC15[43]	SVTP[75]	CUTE [80]	
SAM [59]	MJ+ST	95.3	90.6	93.9	77.3	82.2	87.8	87.8
Ro.Scanner [112]	MJ+ST	94.8	88.1	95.3	77.1	79.5	90.3	87.5
SRN [109]	MJ+ST	95.5	91.5	94.8	82.7	85.1	87.8	89.6
ABINet [17]	MJ+ST	97.4	93.5	96.2	86.0	89.3	89.2	91.9
S-GTR [30]	MJ+ST	96.8	94.1	95.8	84.6	87.9	92.3	91.9
GIT	TextCaps	94.2	91.5	92.9	78.2	87.1	95.5	89.9
	MJ+ST	97.3	95.2	95.3	83.7	89.9	96.2	92.9

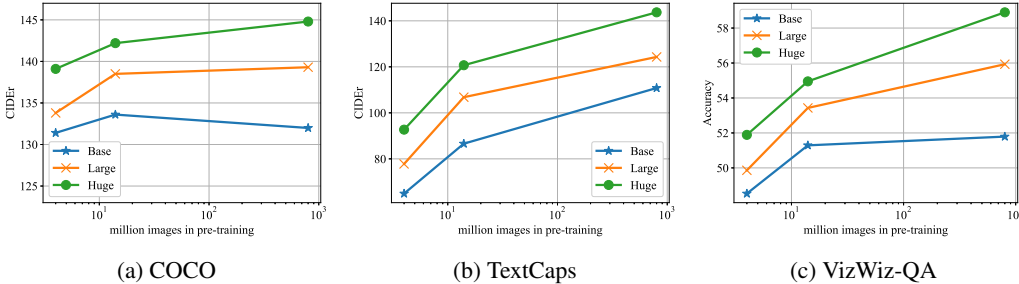


Figure 4: Performance with different pre-training data scales and different model sizes.

ImageNet-1k classification. On TextCaps and VizWiz-QA, all model variants benefit significantly from more pre-training data. Also, a larger backbone improves more especially with 0.8B data.

Scene text in pre-training data. To understand the capability of scene text comprehension, we examine the pre-training dataset and study how many image-text pairs contain the scene text. We first run the Microsoft Azure OCR API⁴ against all images in CC12M and 500K images in the web crawled images. The OCR result is compared with the associated text. It is considered *matched* only if the text contains an OCR result that is longer than 5 characters. It is estimated that 15% of CC12M and 31% of the downloaded images contain scene text descriptions. As the training task is to predict the texts, the network gradually learns to read the scene text.

5 Conclusion

In the paper, we design and train a simple generative model, named GIT, to map the input image to the associated text description on large-scale image-text pairs. On image/video captioning and question answering tasks, our model achieves new state-of-the-art performance across 12 benchmarks and surpasses the human performance on TextCaps for the first time. For the image classification, we apply the generation task to predict the label name directly. The strategy is different from the existing work with a pre-defined and fixed vocabulary, and is beneficial especially when new category data are added.

Limitations. We focus on the pretraining-and-finetuning strategy to improve the absolute performance. Empirically, we find it is not easy to control the generated caption and the model lacks zero-shot and few-shot capabilities, which we leave as future work.

Societal impact. Compared with the existing work, our model clearly improves the performance and be more appropriate to help visually-impaired people. The model is pre-trained on large-scale data, and the data are not guaranteed to contain no toxic language, which may poison the output. Although we observe few such instances qualitatively, special care should be taken to deploy the model in practice and more research exploration is required to control the output.

⁴<https://docs.microsoft.com/en-us/azure/cognitive-services/computer-vision/concept-recognizing-text>

Acknowledgement

We would like to thank Lin Liang for her help on scene text recognition experiments, Houdong Hu and Min Gao for their help on the pre-training data, and Lu Yuan and Bin Xiao for their help on the pre-trained image encoder. We would like to thank Nguyen Bach, Jiayuan Huang, Luis Vargas, Yumao Lu, Michael Zeng, and Xuedong Huang for their support.

References

- [1] Harsh Agrawal, Karan Desai, Yufei Wang, Xinlei Chen, Rishabh Jain, Mark Johnson, Dhruv Batra, Devi Parikh, Stefan Lee, and Peter Anderson. nocaps: novel object captioning at scale. In *ICCV*, 2019.
- [2] Jean-Baptiste Alayrac, Jeff Donahue, Pauline Luc, Antoine Miech, Iain Barr, Yana Hasson, Karel Lenc, Arthur Mensch, Katie Millican, Malcolm Reynolds, et al. Flamingo: a visual language model for few-shot learning. *arXiv preprint arXiv:2204.14198*, 2022.
- [3] Peter Anderson, Basura Fernando, Mark Johnson, and Stephen Gould. SPICE: semantic propositional image caption evaluation. In *ECCV*, 2016.
- [4] Peter Anderson, Xiaodong He, Chris Buehler, Damien Teney, Mark Johnson, Stephen Gould, and Lei Zhang. Bottom-up and top-down attention for image captioning and visual question answering. In *CVPR*, 2018.
- [5] Ali Furkan Biten, Ruben Tito, Andres Mafra, Lluís Gomez, Marçal Rusinol, Ernest Valveny, CV Jawahar, and Dimosthenis Karatzas. Scene text visual question answering. In *ICCV*, 2019.
- [6] Soravit Changpinyo, Piyush Sharma, Nan Ding, and Radu Soricut. Conceptual 12M: Pushing web-scale image-text pre-training to recognize long-tail visual concepts. In *CVPR*, 2021.
- [7] David Chen and William Dolan. Collecting highly parallel data for paraphrase evaluation. In *ACL*, 2011.
- [8] Shaoxiang Chen, Wenhao Jiang, Wei Liu, and Yu-Gang Jiang. Learning modality interaction for temporal sentence localization and event captioning in videos. In *ECCV*, 2020.
- [9] Yen-Chun Chen, Linjie Li, Licheng Yu, Ahmed El Kholy, Faisal Ahmed, Zhe Gan, Yu Cheng, and Jingjing Liu. UNITER: universal image-text representation learning. In *ECCV*, 2020.
- [10] Jaemin Cho, Jie Lei, Hao Tan, and Mohit Bansal. Unifying vision-and-language tasks via text generation. In *ICML*, 2021.
- [11] Marcella Cornia, Lorenzo Baraldi, Giuseppe Fiameni, and Rita Cucchiara. Universal captioner: Long-tail vision-and-language model training through content-style separation. *arXiv preprint arXiv:2111.12727*, 2021.
- [12] J. Deng, W. Dong, R. Socher, L.-J. Li, K. Li, and L. Fei-Fei. ImageNet: A Large-Scale Hierarchical Image Database. In *CVPR09*, 2009.
- [13] Michael J. Denkowski and Alon Lavie. Meteor universal: Language specific translation evaluation for any target language. In *WMT@ACL*, 2014.
- [14] Karan Desai and Justin Johnson. Virtex: Learning visual representations from textual annotations. In *CVPR*, 2021.
- [15] Alexey Dosovitskiy, Lucas Beyer, Alexander Kolesnikov, Dirk Weissenborn, Xiaohua Zhai, Thomas Unterthiner, Mostafa Dehghani, Matthias Minderer, Georg Heigold, Sylvain Gelly, Jakob Uszkoreit, and Neil Houlsby. An image is worth 16x16 words: Transformers for image recognition at scale. In *ICLR*, 2021.
- [16] Zi-Yi Dou, Yichong Xu, Zhe Gan, Jianfeng Wang, Shuohang Wang, Lijuan Wang, Chenguang Zhu, Pengchuan Zhang, Lu Yuan, Nanyun Peng, Zicheng Liu, and Michael Zeng. An empirical study of training end-to-end vision-and-language transformers. *arXiv preprint arXiv: 2111.02387*, 2021.
- [17] Shancheng Fang, Hongtao Xie, Yuxin Wang, Zhendong Mao, and Yongdong Zhang. Read like humans: autonomous, bidirectional and iterative language modeling for scene text recognition. In *CVPR*, 2021.
- [18] Zhiyuan Fang, Jianfeng Wang, Xiaowei Hu, Lin Liang, Zhe Gan, Lijuan Wang, Yezhou Yang, and Zicheng Liu. Injecting semantic concepts into end-to-end image captioning. *arXiv preprint arXiv:2112.05230*, 2021.
- [19] Zhiyuan Fang, Jianfeng Wang, Xiaowei Hu, Lijuan Wang, Yezhou Yang, and Zicheng Liu. Compressing visual-linguistic model via knowledge distillation. In *ICCV*, 2021.
- [20] Tsu-Jui Fu, Linjie Li, Zhe Gan, Kevin Lin, William Yang Wang, Lijuan Wang, and Zicheng Liu. VIOLET : End-to-end video-language transformers with masked visual-token modeling. *arXiv preprint arXiv:2111.12681*, 2021.

- [21] Zhe Gan, Yen-Chun Chen, Linjie Li, Chen Zhu, Yu Cheng, and Jingjing Liu. Large-scale adversarial training for vision-and-language representation learning. In *NeurIPS*, 2020.
- [22] Chenyu Gao, Qi Zhu, Peng Wang, Hui Li, Yuliang Liu, Anton van den Hengel, and Qi Wu. Structured multimodal attentions for textvqa. *arXiv preprint arXiv:2006.00753*, 2020.
- [23] Xuchao Gong, Hongji Zhu, Yongliang Wang, Biaolong Chen, Aixi Zhang, Fangxun Shu, and Si Liu. Multiple transformer mining for vizwiz image caption. In *2021 VizWiz Grand Challenge Workshop*, 2021.
- [24] Yash Goyal, Tejas Khot, Douglas Summers-Stay, Dhruv Batra, and Devi Parikh. Making the V in VQA matter: Elevating the role of image understanding in visual question answering. In *CVPR*, 2017.
- [25] Alex Graves, Santiago Fernández, Faustino Gomez, and Jürgen Schmidhuber. Connectionist temporal classification: labelling unsegmented sequence data with recurrent neural networks. In *ICML*, 2006.
- [26] Ankush Gupta, Andrea Vedaldi, and Andrew Zisserman. Synthetic data for text localisation in natural images. In *CVPR*, pages 2315–2324, 2016.
- [27] Danna Gurari, Qing Li, Abigale J. Stangl, Anhong Guo, Chi Lin, Kristen Grauman, Jiebo Luo, and Jeffrey P. Bigham. Vizwiz grand challenge: Answering visual questions from blind people. In *CVPR*, 2018.
- [28] Danna Gurari, Yanan Zhao, Meng Zhang, and Nilavra Bhattacharya. Captioning images taken by people who are blind. *arXiv preprint arXiv:2002.08565*, 2020.
- [29] Wei Han, Hantao Huang, and Tao Han. Finding the evidence: Localization-aware answer prediction for text visual question answering. In *COLING*, 2020.
- [30] Yue He, Chen Chen, Jing Zhang, Juhua Liu, Fengxiang He, Chaoyue Wang, and Bo Du. Visual semantics allow for textual reasoning better in scene text recognition. In *AAAI*, 2022.
- [31] Ronghang Hu, Amanpreet Singh, Trevor Darrell, and Marcus Rohrbach. Iterative answer prediction with pointer-augmented multimodal transformers for textvqa. In *CVPR*, 2020.
- [32] Xiaowei Hu, Zhe Gan, Jianfeng Wang, Zhengyuan Yang, Zicheng Liu, Yumao Lu, and Lijuan Wang. Scaling up vision-language pre-training for image captioning. *arXiv preprint arXiv:2111.12233*, 2021.
- [33] Xiaowei Hu, Xi Yin, Kevin Lin, Lijuan Wang, Lei Zhang, Jianfeng Gao, and Zicheng Liu. VIVO: surpassing human performance in novel object captioning with visual vocabulary pre-training. In *AAAI*, 2021.
- [34] Lun Huang, Wenmin Wang, Jie Chen, and Xiao-Yong Wei. Attention on attention for image captioning. In *ICCV*, 2019.
- [35] Zhicheng Huang, Zhaoyang Zeng, Bei Liu, Dongmei Fu, and Jianlong Fu. Pixel-bert: Aligning image pixels with text by deep multi-modal transformers. *arXiv preprint arXiv:2004.00849*, 2020.
- [36] Drew A. Hudson and Christopher D. Manning. GQA: A new dataset for real-world visual reasoning and compositional question answering. In *CVPR*, 2019.
- [37] Max Jaderberg, Karen Simonyan, Andrea Vedaldi, and Andrew Zisserman. Synthetic data and artificial neural networks for natural scene text recognition. *arXiv preprint arXiv:1406.2227*, 2014.
- [38] Max Jaderberg, Karen Simonyan, Andrea Vedaldi, and Andrew Zisserman. Reading text in the wild with convolutional neural networks. *IJCV*, 2016.
- [39] Yunseok Jang, Yale Song, Youngjae Yu, Youngjin Kim, and Gunhee Kim. TGIF-QA: toward spatio-temporal reasoning in visual question answering. In *CVPR*, 2017.
- [40] Chao Jia, Yinfei Yang, Ye Xia, Yi-Ting Chen, Zarana Parekh, Hieu Pham, Quoc V. Le, Yun-Hsuan Sung, Zhen Li, and Tom Duerig. Scaling up visual and vision-language representation learning with noisy text supervision. In *ICML*, 2021.
- [41] Jianwen Jiang, Ziqiang Chen, Haojie Lin, Xibin Zhao, and Yue Gao. Divide and conquer: Question-guided spatio-temporal contextual attention for video question answering. In *AAAI*, 2020.
- [42] Yash Kant, Dhruv Batra, Peter Anderson, Alexander G. Schwing, Devi Parikh, Jiasen Lu, and Harsh Agrawal. Spatially aware multimodal transformers for textvqa. In *ECCV*, 2020.
- [43] Dimosthenis Karatzas, Lluís Gomez-Bigorda, Angelos Nicolaou, Suman Ghosh, Andrew Bagdanov, Masakazu Iwamura, Jiri Matas, Lukas Neumann, Vijay Ramaseshan Chandrasekhar, Shijian Lu, et al. Icdar 2015 competition on robust reading. In *ICDAR*, 2015.
- [44] Dimosthenis Karatzas, Faisal Shafait, Seiichi Uchida, Masakazu Iwamura, Lluís Gomez i Bigorda, Sergi Robles Mestre, Joan Mas, David Fernandez Mota, Jon Almazan Almazan, and Lluís Pere De Las Heras. Icdar 2013 robust reading competition. In *ICDAR*, 2013.
- [45] Andrej Karpathy and Fei-Fei Li. Deep visual-semantic alignments for generating image descriptions. In *CVPR*, 2015.

- [46] Wonjae Kim, Bokyung Son, and Ildoo Kim. Vilt: Vision-and-language transformer without convolution or region supervision. In *ICML*, 2021.
- [47] Alexander Kolesnikov, Lucas Beyer, Xiaohua Zhai, Joan Puigcerver, Jessica Yung, Sylvain Gelly, and Neil Houlsby. Big transfer (bit): General visual representation learning. In *ECCV*, 2020.
- [48] Ranjay Krishna, Yuke Zhu, Oliver Groth, Justin Johnson, Kenji Hata, Joshua Kravitz, Stephanie Chen, Yannis Kalantidis, Li-Jia Li, David A. Shamma, Michael S. Bernstein, and Fei-Fei Li. Visual genome: Connecting language and vision using crowdsourced dense image annotations. *arXiv preprint arXiv:1602.07332*, 2016.
- [49] Alina Kuznetsova, Hassan Rom, Neil Alldrin, Jasper Uijlings, Ivan Krasin, Jordi Pont-Tuset, Shahab Kamali, Stefan Popov, Matteo Mallocci, Alexander Kolesnikov, Tom Duerig, and Vittorio Ferrari. The open images dataset v4: Unified image classification, object detection, and visual relationship detection at scale. In *IJCV*, 2020.
- [50] Thao Minh Le, Vuong Le, Svetha Venkatesh, and Truyen Tran. Hierarchical conditional relation networks for multimodal video question answering. *IJCV*, 2021.
- [51] Jie Lei, Linjie Li, Luowei Zhou, Zhe Gan, Tamara L. Berg, Mohit Bansal, and Jingjing Liu. Less is more: Clipbert for video-and-language learning via sparse sampling. In *CVPR*, 2021.
- [52] Jie Lei, Licheng Yu, Tamara L Berg, and Mohit Bansal. Tvr: A large-scale dataset for video-subtitle moment retrieval. In *ECCV*, 2020.
- [53] Junnan Li, Dongxu Li, Caiming Xiong, and Steven C. H. Hoi. BLIP: bootstrapping language-image pre-training for unified vision-language understanding and generation. *arXiv preprint arXiv:2201.12086*, 2022.
- [54] Junnan Li, Ramprasaath R Selvaraju, Akhilesh Deepak Gotmare, Shafiq Joty, Caiming Xiong, and Steven Hoi. Align before fuse: Vision and language representation learning with momentum distillation. In *NeurIPS*, 2021.
- [55] Linjie Li, Yen-Chun Chen, Yu Cheng, Zhe Gan, Licheng Yu, and Jingjing Liu. Hero: Hierarchical encoder for video+ language omni-representation pre-training. In *EMNLP*, 2020.
- [56] Linjie Li, Jie Lei, Zhe Gan, Licheng Yu, Yen-Chun Chen, Rohit Pillai, Yu Cheng, Luowei Zhou, Xin Eric Wang, William Yang Wang, et al. Value: A multi-task benchmark for video-and-language understanding evaluation. In *NeurIPS*, 2021.
- [57] Wei Li, Can Gao, Guocheng Niu, Xinyan Xiao, Hao Liu, Jiachen Liu, Hua Wu, and Haifeng Wang. Unimo: Towards unified-modal understanding and generation via cross-modal contrastive learning. In *ACL*, 2021.
- [58] Xijun Li, Xi Yin, Chunyuan Li, Pengchuan Zhang, Xiaowei Hu, Lei Zhang, Lijuan Wang, Houdong Hu, Li Dong, Furu Wei, Yejin Choi, and Jianfeng Gao. Oscar: Object-semantics aligned pre-training for vision-language tasks. In *ECCV*, 2020.
- [59] Minghui Liao, Pengyuan Lyu, Minghang He, Cong Yao, Wenhao Wu, and Xiang Bai. Mask textspotter: An end-to-end trainable neural network for spotting text with arbitrary shapes. *PAMI*, 2019.
- [60] Chin-Yew Lin and Franz Josef Och. Automatic evaluation of machine translation quality using longest common subsequence and skip-bigram statistics. In *ACL*, 2004.
- [61] Kevin Lin, Linjie Li, Chung-Ching Lin, Faisal Ahmed, Zhe Gan, Zicheng Liu, Yumao Lu, and Lijuan Wang. Swinbert: End-to-end transformers with sparse attention for video captioning. *arXiv preprint arXiv:2111.13196*, 2021.
- [62] Tsung-Yi Lin, Michael Maire, Serge J. Belongie, Lubomir D. Bourdev, Ross B. Girshick, James Hays, Pietro Perona, Deva Ramanan, Piotr Dollár, and C. Lawrence Zitnick. Microsoft COCO: common objects in context. *arXiv preprint arXiv:1405.0312*, 2014.
- [63] Sheng Liu, Zhou Ren, and Junsong Yuan. Sibnet: Sibling convolutional encoder for video captioning. *IEEE TPAMI*, 2020.
- [64] Yu Liu, Lianghua Huang, Liuyihang Song, Bin Wang, Yingya Zhang, and Pan Pan. Enhancing textual cues in multi-modal transformers for vqa. In *2021 VizWiz Grand Challenge Workshop*, 2021.
- [65] Ilya Loshchilov and Frank Hutter. Decoupled weight decay regularization. In *ICLR*, 2019.
- [66] Jiasen Lu, Dhruv Batra, Devi Parikh, and Stefan Lee. Vilbert: Pretraining task-agnostic visiolinguistic representations for vision-and-language tasks. In *NeurIPS*, 2019.
- [67] Huaishao Luo, Lei Ji, Botian Shi, Haoyang Huang, Nan Duan, Tianrui Li, Jason Li, Taroan Bharti, and Ming Zhou. Univl: A unified video and language pre-training model for multimodal understanding and generation. *arXiv preprint arXiv:2002.06353*, 2020.
- [68] Kenneth Marino, Mohammad Rastegari, Ali Farhadi, and Roozbeh Mottaghi. Ok-vqa: A visual question answering benchmark requiring external knowledge. In *CVPR*, 2019.

- [69] Anand Mishra, Karteek Alahari, and CV Jawahar. Scene text recognition using higher order language priors. In *BMVC*, 2012.
- [70] Anand Mishra, Shashank Shekhar, Ajeet Kumar Singh, and Anirban Chakraborty. Ocr-vqa: Visual question answering by reading text in images. In *ICDAR*, 2019.
- [71] Vicente Ordonez, Girish Kulkarni, and Tamara L. Berg. Im2text: Describing images using 1 million captioned photographs. In *NeurIPS*, 2011.
- [72] Boxiao Pan, Haoye Cai, De-An Huang, Kuan-Hui Lee, Adrien Gaidon, Ehsan Adeli, and Juan Carlos Niebles. Spatio-temporal graph for video captioning with knowledge distillation. In *CVPR*, 2020.
- [73] Kishore Papineni, Salim Roukos, Todd Ward, and Wei-Jing Zhu. Bleu: a method for automatic evaluation of machine translation. In *ACL*, 2002.
- [74] Mandela Patrick, Po-Yao Huang, Yuki Asano, Florian Metze, Alexander Hauptmann, Joao Henriques, and Andrea Vedaldi. Support-set bottlenecks for video-text representation learning. In *ICLR*, 2021.
- [75] Trung Quy Phan, Palaiahnakote Shivakumara, Shangxuan Tian, and Chew Lim Tan. Recognizing text with perspective distortion in natural scenes. In *ICCV*, 2013.
- [76] Yixuan Qiao, Hao Chen, Jun Wang, Yihao Chen, Xianbin Ye, Ziliang Li, Xianbiao Qi, Peng Gao, and Guotong Xie. Winner team mia at textvqa challenge 2021: Vision-and-language representation learning with pre-trained sequence-to-sequence model. *arXiv preprint arXiv:2106.15332*, 2021.
- [77] Alec Radford, Jong Wook Kim, Chris Hallacy, Aditya Ramesh, Gabriel Goh, Sandhini Agarwal, Girish Sastry, Amanda Askell, Pamela Mishkin, Jack Clark, Gretchen Krueger, and Ilya Sutskever. Learning transferable visual models from natural language supervision. In *ICML*, 2021.
- [78] Colin Raffel, Noam Shazeer, Adam Roberts, Katherine Lee, Sharan Narang, Michael Matena, Yanqi Zhou, Wei Li, and Peter J. Liu. Exploring the limits of transfer learning with a unified text-to-text transformer. *J. Mach. Learn. Res.*, 2020.
- [79] Steven J. Rennie, Etienne Marcheret, Youssef Mroueh, Jerret Ross, and Vaibhava Goel. Self-critical sequence training for image captioning. In *CVPR*, 2017.
- [80] Anhar Risnumawan, Palaiahankote Shivakumara, Chee Seng Chan, and Chew Lim Tan. A robust arbitrary text detection system for natural scene images. *Expert Systems with Applications*, 2014.
- [81] Paul Hongsuck Seo, Arsha Nagrani, Anurag Arnab, and Cordelia Schmid. End-to-end generative pretraining for multimodal video captioning. *arXiv preprint arXiv:2201.08264*, 2022.
- [82] Paul Hongsuck Seo, Arsha Nagrani, and Cordelia Schmid. Look before you speak: Visually contextualized utterances. In *CVPR*, 2021.
- [83] Piyush Sharma, Nan Ding, Sebastian Goodman, and Radu Soricut. Conceptual captions: A cleaned, hypernymed, image alt-text dataset for automatic image captioning. In *ACL*, 2018.
- [84] Sheng Shen, Liunian Harold Li, Hao Tan, Mohit Bansal, Anna Rohrbach, Kai-Wei Chang, Zhewei Yao, and Kurt Keutzer. How much can CLIP benefit vision-and-language tasks? *arXiv preprint arXiv:2107.06383*, 2021.
- [85] Oleksii Sidorov, Ronghang Hu, Marcus Rohrbach, and Amanpreet Singh. Textcaps: a dataset for image captioning with reading comprehension. In *ECCV*, 2020.
- [86] Amanpreet Singh, Vivek Natarajan, Meet Shah, Yu Jiang, Xinlei Chen, Dhruv Batra, Devi Parikh, and Marcus Rohrbach. Towards vqa models that can read. In *CVPR*, 2019.
- [87] Chen Sun, Austin Myers, Carl Vondrick, Kevin Murphy, and Cordelia Schmid. Videobert: A joint model for video and language representation learning. In *ICCV*, 2019.
- [88] Hao Tan and Mohit Bansal. LXMERT: learning cross-modality encoder representations from transformers. In *EMNLP*, 2019.
- [89] Mingkan Tang, Zhanyu Wang, Zhaoyang Zeng, Fengyun Rao, and Dian Li. Clip4caption ++: Multi-clip for video caption. *arXiv preprint arXiv:2110.05204*, 2021.
- [90] Ramakrishna Vedantam, C. Lawrence Zitnick, and Devi Parikh. Cider: Consensus-based image description evaluation. In *CVPR*, 2015.
- [91] Subhashini Venugopalan, Huijuan Xu, Jeff Donahue, Marcus Rohrbach, Raymond J. Mooney, and Kate Saenko. Translating videos to natural language using deep recurrent neural networks. *arXiv preprint arXiv:1412.4729*, 2014.
- [92] Alex Jinpeng Wang, Yixiao Ge, Rui Yan, Yuying Ge, Xudong Lin, Guanyu Cai, Jianping Wu, Ying Shan, Xiaohu Qie, and Mike Zheng Shou. All in one: Exploring unified video-language pre-training. *arXiv preprint arXiv:2203.07303*, 2022.
- [93] Bairui Wang, Lin Ma, Wei Zhang, Wenhao Jiang, Jingwen Wang, and Wei Liu. Controllable video captioning with pos sequence guidance based on gated fusion network. In *ICCV*, 2019.

- [94] Jianfeng Wang, Xiaowei Hu, Zhe Gan, Zhengyuan Yang, Xiyang Dai, Zicheng Liu, Yumao Lu, and Lijuan Wang. UFO: A unified transformer for vision-language representation learning. *arXiv preprint arXiv:2111.10023*, 2021.
- [95] Jianfeng Wang, Xiaowei Hu, Pengchuan Zhang, Xiujun Li, Lijuan Wang, Lei Zhang, Jianfeng Gao, and Zicheng Liu. Minivlm: A smaller and faster vision-language model. *arXiv preprint arXiv:2012.06946*, 2020.
- [96] Kai Wang, Boris Babenko, and Serge Belongie. End-to-end scene text recognition. In *ICCV*, 2011.
- [97] Peng Wang, An Yang, Rui Men, Junyang Lin, Shuai Bai, Zhikang Li, Jianxin Ma, Chang Zhou, Jingren Zhou, and Hongxia Yang. Unifying architectures, tasks, and modalities through a simple sequence-to-sequence learning framework. *arXiv preprint arXiv:2202.03052*, 2022.
- [98] Xin Wang, Jiawei Wu, Junkun Chen, Lei Li, Yuan-Fang Wang, and William Yang Wang. Vatex: A large-scale, high-quality multilingual dataset for video-and-language research. In *ICCV*, 2019.
- [99] Zirui Wang, Jiahui Yu, Adams Wei Yu, Zihang Dai, Yulia Tsvetkov, and Yuan Cao. Simvlm: Simple visual language model pretraining with weak supervision. *arXiv preprint arXiv:2108.10904*, 2021.
- [100] Yonghui Wu, Mike Schuster, Zhifeng Chen, Quoc V. Le, Mohammad Norouzi, Wolfgang Macherey, Maxim Krikun, Yuan Cao, Qin Gao, Klaus Macherey, Jeff Klingner, Apurva Shah, Melvin Johnson, Xiaobing Liu, Lukasz Kaiser, Stephan Gouws, Yoshikiyo Kato, Taku Kudo, Hideto Kazawa, Keith Stevens, George Kurian, Nishant Patil, Wei Wang, Cliff Young, Jason Smith, Jason Riesa, Alex Rudnick, Oriol Vinyals, Greg Corrado, Macduff Hughes, and Jeffrey Dean. Google’s neural machine translation system: Bridging the gap between human and machine translation. *arXiv preprint arXiv:1609.08144*, 2016.
- [101] Dejing Xu, Zhou Zhao, Jun Xiao, Fei Wu, Hanwang Zhang, Xiangnan He, and Yueting Zhuang. Video question answering via gradually refined attention over appearance and motion. In *ACM Multimedia*, 2017.
- [102] Guanghui Xu, Shuaicheng Niu, Minghui Tan, Yucheng Luo, Qing Du, and Qi Wu. Towards accurate text-based image captioning with content diversity exploration. In *CVPR*, 2021.
- [103] Jun Xu, Tao Mei, Ting Yao, and Yong Rui. Msr-vtt: A large video description dataset for bridging video and language. In *CVPR*, 2016.
- [104] Hongwei Xue, Yupan Huang, Bei Liu, Houwen Peng, Jianlong Fu, Houqiang Li, and Jiebo Luo. Probing inter-modality: Visual parsing with self-attention for vision-language pre-training. In *NeurIPS*, 2021.
- [105] Hongwei Xue, Yupan Huang, Bei Liu, Houwen Peng, Jianlong Fu, Houqiang Li, and Jiebo Luo. Probing inter-modality: Visual parsing with self-attention for vision-language pre-training. *arXiv preprint arXiv:2106.13488*, 2021.
- [106] Antoine Yang, Antoine Miech, Josef Sivic, Ivan Laptev, and Cordelia Schmid. Just ask: Learning to answer questions from millions of narrated videos. In *ICCV*, 2021.
- [107] Zhengyuan Yang, Zhe Gan, Jianfeng Wang, Xiaowei Hu, Faisal Ahmed, Zicheng Liu, Yumao Lu, and Lijuan Wang. Crossing the format boundary of text and boxes: Towards unified vision-language modeling. *arXiv preprint arXiv:2111.12085*, 2021.
- [108] Zhengyuan Yang, Yijuan Lu, Jianfeng Wang, Xi Yin, Dinei A. F. Florêncio, Lijuan Wang, Cha Zhang, Lei Zhang, and Jiebo Luo. TAP: text-aware pre-training for text-vqa and text-caption. In *CVPR*, 2021.
- [109] Deli Yu, Xuan Li, Chengquan Zhang, Tao Liu, Junyu Han, Jingtuo Liu, and Errui Ding. Towards accurate scene text recognition with semantic reasoning networks. In *CVPR*, 2020.
- [110] Jiahui Yu, Zirui Wang, Vijay Vasudevan, Legg Yeung, Mojtaba Seyedhosseini, and Yonghui Wu. Coca: Contrastive captioners are image-text foundation models. *arXiv preprint arXiv:2205.01917*, 2022.
- [111] Lu Yuan, Dongdong Chen, Yi-Ling Chen, Noel Codella, Xiyang Dai, Jianfeng Gao, Houdong Hu, Xuedong Huang, Boxin Li, Chunyuan Li, Ce Liu, Mengchen Liu, Zicheng Liu, Yumao Lu, Yu Shi, Lijuan Wang, Jianfeng Wang, Bin Xiao, Zhen Xiao, Jianwei Yang, Michael Zeng, Luowei Zhou, and Pengchuan Zhang. Florence: A new foundation model for computer vision. *arXiv preprint arXiv:2111.11432*, 2021.
- [112] Xiaoyu Yue, Zhanghui Kuang, Chenhao Lin, Hongbin Sun, and Wayne Zhang. Robustscanner: Dynamically enhancing positional clues for robust text recognition. In *ECCV*, 2020.
- [113] Rowan Zellers, Ximing Lu, Jack Hessel, Youngjae Yu, Jae Sung Park, Jize Cao, Ali Farhadi, and Yejin Choi. MERLOT: multimodal neural script knowledge models. In *NeurIPS*, 2021.
- [114] Junchao Zhang and Yuxin Peng. Object-aware aggregation with bidirectional temporal graph for video captioning. In *CVPR*, 2019.
- [115] Pengchuan Zhang, Xiujun Li, Xiaowei Hu, Jianwei Yang, Lei Zhang, Lijuan Wang, Yejin Choi, and Jianfeng Gao. Vinvl: Making visual representations matter in vision-language models. In *CVPR*, 2021.

- [116] Ziqi Zhang, Zhongang Qi, Chunfeng Yuan, Ying Shan, Bing Li, Ying Deng, and Weiming Hu. Open-book video captioning with retrieve-copy-generate network. In *CVPR*, 2021.
- [117] Ziqi Zhang, Yaya Shi, Chunfeng Yuan, Bing Li, Peijin Wang, Weiming Hu, and Zheng-Jun Zha. Object relational graph with teacher-recommended learning for video captioning. In *CVPR*, 2020.
- [118] Luowei Zhou, Chenliang Xu, and Jason J Corso. Towards automatic learning of procedures from web instructional videos. In *AAAI*, 2018.
- [119] Linchao Zhu and Yi Yang. Actbert: Learning global-local video-text representations. In *CVPR*, 2020.
- [120] Xinxin Zhu, Longteng Guo, Peng Yao, Shichen Lu, Wei Liu, and Jing Liu. Vatex video captioning challenge 2020: Multi-view features and hybrid reward strategies for video captioning. *arXiv preprint arXiv:1910.11102*, 2019.

Appendix

The supplementary materials provide more details on the experiments, including results with our base and large model variants, more visualizations, ablation analysis on decoder architectures, more results on data and model scaling, *etc.*

A Setting

Data preprocessing. We follow [94] to preprocess the pre-training data. That is, make sure the shorter length of the image no larger than 384 and the longer side no larger than 640 while maintaining the aspect ratio. Meanwhile, all images are re-saved with quality being 90 in the JPEG format. This results in 39 terabytes. No such preprocessing is applied on the fine-tuning dataset.

Platform. The data are stored in Azure Blob Storage⁵, and the training is conducted on A100 provisioned by Azure Machine Learning⁶. The code is in python with packages including Pytorch⁷ DeepSpeed⁸, Transformers⁹, and VirTex [14]¹⁰.

Implementation of the data loader. A challenging problem is to implement the data loader efficiently as the total data size (39TB) is much larger than the local disk size (around 7TB). As the data are stored in Azure Storage, we download the data to the local disk before reading it rather than directly from the cloud. To make the training pipeline fast, we expect that the data file is ready in the local disk when the GPU process reads it. That is, the downloading should be overlapped with the GPU computing. The solution is outlined as follows.

1. The image-text pairs are evenly split among C compute nodes.
2. Each node consumes the data trunk by trunk. Each trunk is 2^{20} image-text pairs except the last which may have fewer than 2^{20} data.
3. The data in each trunk is randomly shuffled. We shuffle the data in the trunk level such that the cost is not related with the dataset size, and hence it can be applied to even larger dataset.
4. The shuffled trunk data are split evenly among the GPUs within the node. Each GPU corresponds to one Pytorch process.
5. One extra process on each node (launched by local rank = 0) is created to pre-fetch at most 7 future trunks. As each trunk is designed for all ranks in one node, it is not required for other ranks to launch the pre-fetching process, which avoids the race condition.
6. Local storage contains at most 12 trunk data, and the oldest will be removed.

Network. In the main paper, we present the results of our GIT. Here, we construct two smaller model variants, named GIT_B and GIT_L on smaller pre-training dataset. As shown in Table 12, GIT_B uses CLIP/ViT-B/16 [77] as the image encoder and is pre-trained on 10M image-text pairs or 4M images, which is a combination of COCO, SBU, CC3M and VG. GIT_L uses CLIP/ViT-L/14 [77] as the image encoder and is pre-trained on 20M image-text pairs or 14M images, which is a combination of the 10M image-text pairs with CC12M.

The three model variants share the same pre-training hyperparameters. The learning rate is warmed up in the first 500 iterations, and then follows cosine decay to 0. The learning rate is $1e^{-5}$ for the image encoder and is multiplied by 5 for the randomly initialized text decoder. The batch size is 4096. Parameters are updated by AdamW [65] with $\beta_1 = 0.9$ and $\beta_2 = 0.999$. The number of epochs is 2.

⁵<https://azure.microsoft.com/en-us/services/storage/blobs>

⁶<https://docs.microsoft.com/en-us/azure/machine-learning/>

⁷<https://pytorch.org/>, license: <https://github.com/pytorch/pytorch/blob/master/LICENSE>

⁸<https://github.com/microsoft/DeepSpeed>, MIT license)

⁹<https://github.com/huggingface/transformers>, Apache License 2.0

¹⁰<https://github.com/kdxd/virtex>, MIT license

Table 12: Model configurations in pre-training. The decoder is a 6-layer transformer network. The hidden size is 768 with 12 attention heads. Parameters of text token embeddings and the last projection weight before the softmax layer are shared and not counted in the model size.

Name	images	image-text pairs	image encoder	epochs	model size	image size
GIT _B	4M	10M	CLIP/ViT-B/16 [77]	30	129M	224
GIT _L	14M	20M	CLIP/ViT-L/14 [77]	30	347M	224
GIT	0.8B	0.8B	Florence/CoSwin [111]	2	681M	384

Table 13: Results on COCO captioning with Karpathy [45] split. The highest number is highlighted in bold.

Method	Cross-Entropy				SCST			
	BLEU@4	METEOR	CIDEr	SPICE	BLEU@4	METEOR	CIDEr	SPICE
MiniVLM [95]	35.6	28.6	119.8	21.6	39.2	29.7	131.7	23.5
DistillVLM [19]	35.6	28.7	120.8	22.1	-	-	-	-
ViTCap [18]	36.3	29.3	125.2	22.6	41.2	30.1	138.1	24.1
OSCAR [58]	37.4	30.7	127.8	23.5	41.7	30.6	140.0	24.5
VinVL [115]	38.5	30.4	130.8	23.4	41.0	31.1	140.9	25.2
UFO [94]	38.7	30.0	131.2	23.3	-	-	-	-
Flamingo [2]	-	-	138.1	-	-	-	-	-
LEMON [32]	41.5	30.8	139.1	24.1	42.6	31.4	145.5	25.5
SimVLM [99]	40.6	33.7	143.3	25.4	-	-	-	-
CoCa [110]	40.9	33.9	143.6	24.7	-	-	-	-
OFA [97]	-	-	-	-	43.5	31.9	149.6	26.1
UniversalCap [11]	-	-	-	-	42.9	31.5	150.2	25.2
GIT _B	40.4	30.0	131.4	23.0	41.3	30.4	139.1	24.3
GIT _L	42.0	30.8	138.5	23.8	42.3	31.2	144.6	25.4
GIT	44.1	31.5	144.8	24.7	44.1	32.2	151.1	26.3

B Results on Image Captioning

On each task, the model is fine-tuned with 10 epochs. The batch size is 512 and the learning rate is $2.5e^{-6}$. SCST [79] follows the same hyperparameters if performed.

COCO. Fig. 13 shows the complete results including GIT_B and GIT_L on COCO Karpathy split [45]. On COCO test set, the main paper presents the results with c40, where each image is paired with 40 reference ground-truth captions. Fig. 14 shows the full results with both c5 and c40.

nocaps. The main paper presents the overall performance on nocaps. Table 15 contains the complete results for each sub domain and GIT_B/GIT_L.


Fig. 5 shows random¹¹ prediction examples on the nocaps validation set. To visualize the novel concept recognition capability, we also collect sample images whose prediction contains at least one word not in the COCO training set, as illustrated in Fig. 6. As we can see, the model can well identify the novel object without the object tags as the network input.

TextCaps. No SCST [79] is performed. Table 16 shows full results also with GIT_B and GIT_L. Fig. 7 shows predictions on random validation images. We also manually group the predictions according to different scenarios, as illustrated in Fig. 8 and 9. In Fig. 8, (1-5) show examples on which the model describes the digital time displayed on screens, which is correct most of the time. (6-10) provide examples of reading scene text in Latin (Romance) languages such as French and Spanish. (11-15) show GIT’s ability in recognizing scene text in languages such as Arabic, Japanese, Korean, and Chinese. (16-20) provide examples of recognizing scene text in stylized fonts. As shown in (21-25), GIT also performs well in reading curved scene text, which is generally considered a challenging case in scene text recognition studies. In Fig. 9, samples (1-5) show examples of reading numbers on jerseys. As shown in (6-10), we observe that GIT has a strong ability in inferring occluded scene text, based on both visual and text context information. For example, “blue jays” is a baseball team name in sample (6), “asahi” is a beer brand in sample (9), and the occluded letter could be letter “t” in

¹¹Disgusting images and images containing clear people identification information are excluded.



Pred: a bunch of green grapes hanging from a vine.



Pred: a hotel room with two beds in a room.



Pred: a pile of candy on a white background.




Pred: a group of cars parked on the side of a building.



Pred: a blue and white spotted stingray laying on the sand.




Pred: a green medical truck parked in a parking lot.



Pred: a red drum set and two guitars in a room.



Pred: a red truck parked on the side of a street.



Pred: a white lighthouse with a cloudy sky.



Pred: a lion laying in the grass next to a log.



Pred: a glass of coffee and a glass of milk.




Pred: a group of bread buns sitting on a cooling rack.



Pred: a bunch of oysters cooking on a grill.



Pred: a close up of a cat sitting in the grass.



Pred: a spider on its web with a spider in it.



Pred: a stack of pancakes sitting on a plate with syrup.



Pred: a blue crown on a stand on a black background.



Pred: a group of blue flowers in a field of tall grass.



Pred: two books sitting on top of a table.



Pred: a wooden cabinet sitting on top of a wooden floor.



Pred: a bar or pub with stools and a table.



Pred: a pool with a bed next to it in a yard.



Pred: a couple of cars parked in a showroom.



Pred: a close up of a white ceiling fan.



Pred: a group of dogs in the snow.

Figure 5: Captioning results of our COCO-fine-tuned GIT on random samples from the nocaps validation set. Words not in COCO training captions are underlined.

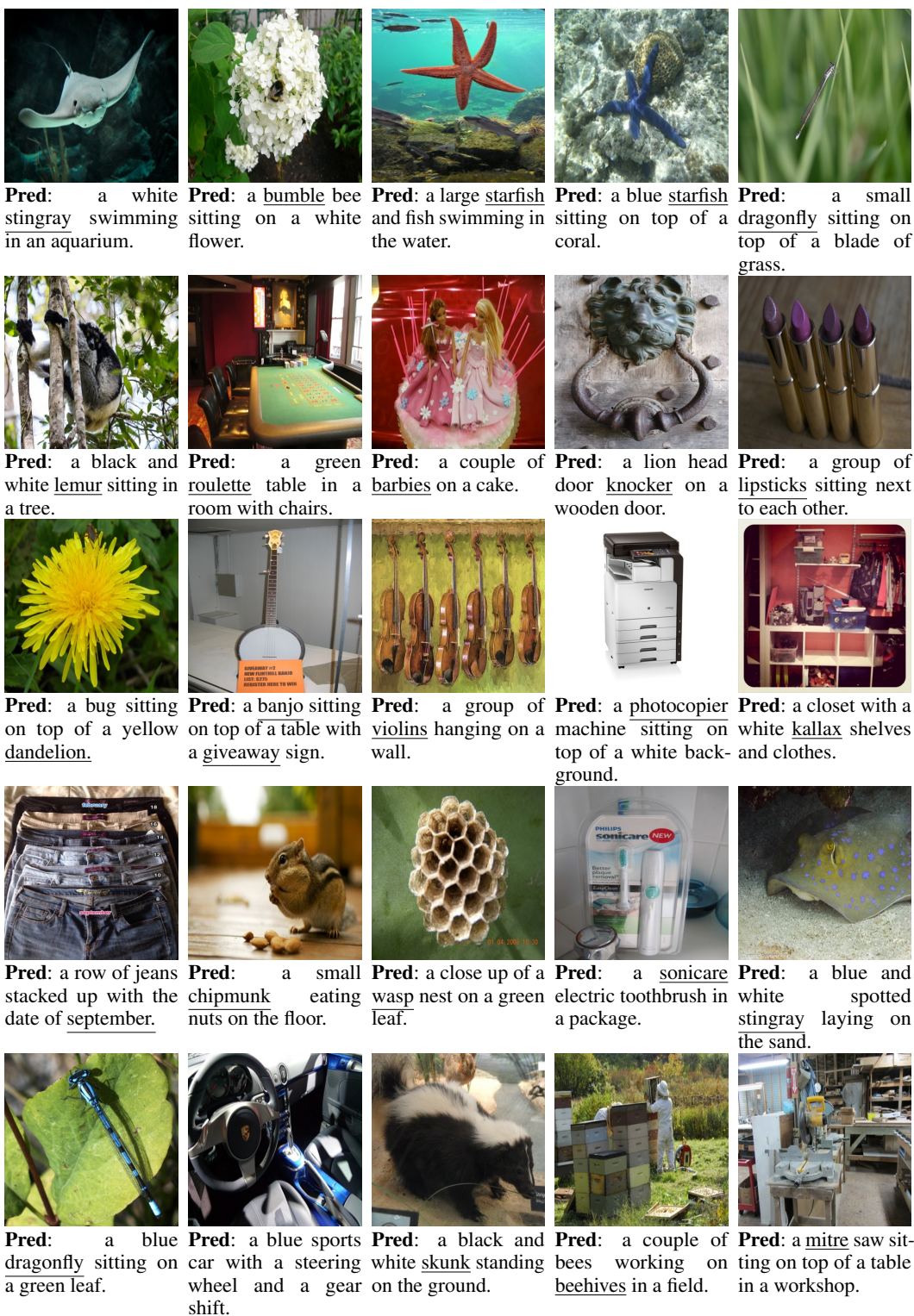



Figure 6: Captioning results of our COCO-fine-tuned GIT on random samples whose prediction contains novel terms from the nocaps validation set. Novel terms, which are not in COCO training captions, are underlined.



Pred: a bottle of dog house wine sits on a table.




Pred: a green bay packers football field with the goal posts.



Pred: two computer monitors are on a desk, one of which is called iPad hacks.



Pred: a black and red poster that says end police impunity.



Pred: a collection of tin boxes on a shelf with one that says star trek.



Pred: a baseball player with the number 37 stands on the mound.



Pred: a baseball player with the number 35 on his jersey



Pred: a black and white photo of a floppy disk that says you're an asshole.




Pred: an orange train with the number 16433r on the side.



Pred: a billboard for the fifth elephant machine learning and analytics conference.



Pred: a clock with the name charvet on it



Pred: soccer players with the number 13 on their jersey



Pred: an airasia zest plane is parked on the tarmac.



Pred: a can of sanpellegrino chino sits on a table.



Pred: four iphones are lined up on a carpet.




Pred: a grocery store aisle full of canned peas.



Pred: a white lenovo laptop with a black screen on it.



Pred: a green street sign for troublesome valley road.




Pred: a cd cover that says " rarities of piano music at schloss vor kusum ".



Pred: a white shelf with a picture of a dog on it.



Pred: a poster for the game dynasty warriors gundam reborn.




Pred: the cover of the book the energy glut by ian roberts and phil edwards.



Pred: several cars are lined up in front of a casino.



Pred: a bottle of il bruciato wine from 2009.



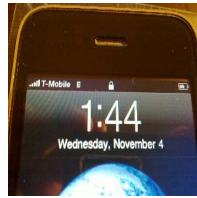
Pred: a billboard that says this billboard is occasionally perfect.

Figure 7: Visualization of our model on random validation images of TextCaps.



(1)

A tecsun radio with the time of 12:54.



(2)

A cell phone screen shows the time of 1:44 wednesday, november 4.



(3)

A lenovo phone with the time of 03:03 on the screen.



(4)

A phone that has the time 13:05 on it.



(5)

A blue lg phone with a colorful background and the time 10:30.




(6)

A poster for the movie la nuit du loup garou.



(7)

A trash can with a red sign that says la poubelle, l'eboueur et le citoyen.




(8)

An old book with a page that says episto la avstriae ad ca.



(9)

A bottle of la fin du monde is next to a glass.



(10)

A book by o. henry titled el regalo de los reyes magos.



(11)

A red and white stop sign with arabic writing on it.



(12)

A plastic bag with a blue monster figure and a japanese poster.



(13)

A phone screen with korean text and usb on it.



(14)

Two books on a wooden table with chinese characters on the cover.



(15)

A bottle of whisbiq liq is shown with chinese writing.



(16)

A bottle of aecht schlenferla rauchbier next to a glass of beer.



(17)

A poster that says in god i trust on it.



(18)

A ruler measures a banknote that says "hai dong" on it.



(19)

A blue poster that says build on it.




(20)

A bottle of rubino del casale vino da tavola rosso.



(21)

A united states of america half dollar coin is in a plastic container.



(22)

A gold and black sign that says university of colorado 1876.



(23)

A coin from 1969 with the word in god we trust on it.



(24)

Two gold coins with the words city of chicago on them.



(25)

A silver coin with an eagle on it that says pluribus unum.

Figure 8: Grouped caption predictions from TextCaps. The scene text is underlined in descriptions. (1-5) Screen time. (6-10) Language-French/Spanish. (11-15) Language-Arabic/Japanese/Korean/Chinese. (16-20) Scene text in stylized fonts. (21-25) Coin/Curved text.

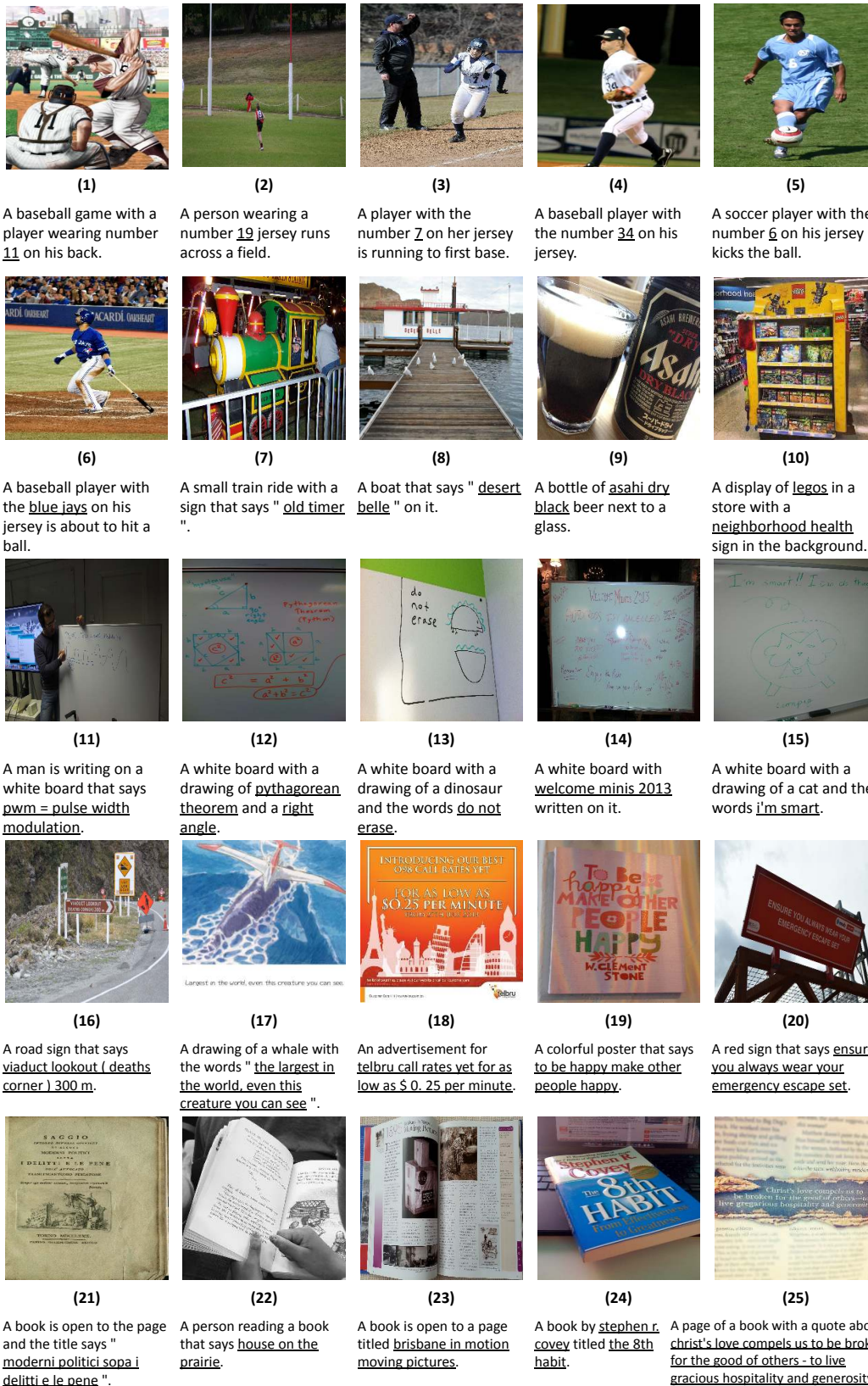


Figure 9: Grouped caption predictions from TextCaps. (1-5) Numbers on jerseys. (6-10) Occluded scene text. (11-15) Hand-written scene text. (16-20) Long pieces of scene texts. (21-25) Bookpages.

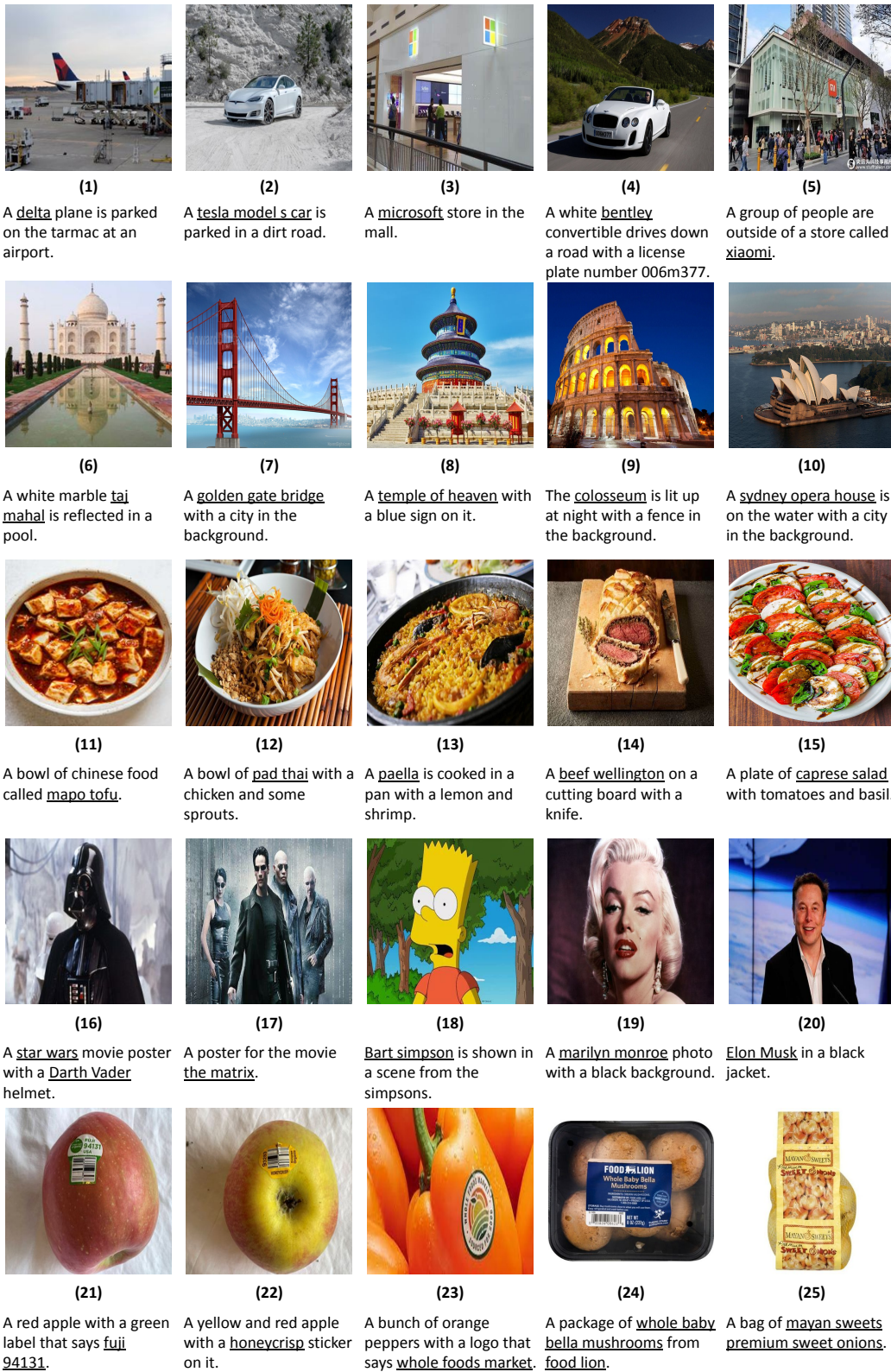


Figure 10: Grouped caption predictions on web images generated by TextCaps-fine-tuned GIT. (1-5) Logos. (6-10) Landmarks. (11-15) Foods. (16-20) Characters and celebrities. (21-25) Products.

Table 14: Results on COCO test set evaluated on the public server. c5/c40: Each image is paired with 5 or 40 reference ground-truth captions. B: BLEU [73]; M: METEOR [13]; R: ROUGE-L [60]; C: CIDEr-D [90].

Method	B@1		B@2		B@3		B@4		M		R		C	
	c5	c40	c5	c40	c5	c40	c5	c40	c5	c40	c5	c40	c5	c40
BUTD [4]	80.2	95.2	64.1	88.8	49.1	79.4	36.9	68.5	27.6	36.7	57.1	72.4	117.9	120.5
VinVL [115]	81.9	96.9	66.9	92.4	52.6	84.7	40.4	74.9	30.6	40.8	60.4	76.8	134.7	138.7
GIT	84.0	97.9	69.8	94.4	55.6	87.6	43.2	78.3	31.9	42.0	62.0	78.4	145.5	148.8

Table 15: Results on nocaps. in.: in-domain; near.: near domain; out.: out-of-domain; C: CIDEr. S: SPICE.

Method	Validataion set								Test set							
	in.		near.		out.		overall		in.		near.		out.		overall	
	C	S	C	S	C	S	C	S	C	S	C	S	C	S	C	S
OSCAR [58]	85.4	11.9	84.0	11.7	80.3	10.0	83.4	11.4	84.8	12.1	82.1	11.5	73.8	9.7	80.9	11.3
Human [1]	84.4	14.3	85.0	14.3	95.7	14.0	87.1	14.2	80.6	15.0	84.6	14.7	91.6	14.2	85.3	14.6
VIVO [33]	92.2	12.9	87.8	12.6	87.5	11.5	88.3	12.4	89.0	12.9	87.8	12.6	80.1	11.1	86.6	12.4
VinVL [115]	103.7	13.7	95.6	13.4	83.8	11.9	94.3	13.1	98.0	13.6	95.2	13.4	78.0	11.5	92.5	13.1
UFO [94]	103.9	14.5	95.5	13.8	83.5	12.3	94.3	13.6	98.9	14.3	94.7	13.9	77.9	12.1	92.3	13.6
SimVLM [99]	113.7	-	110.9	-	115.2	-	115.2	-	113.7	-	110.9	-	115.2	-	115.2	-
LEMON [32]	118.0	15.4	116.3	15.1	120.2	14.5	117.3	15.0	112.8	15.2	115.5	15.1	110.1	13.7	114.3	14.9
UniversalCap [11]	123.2	15.0	121.5	15.3	123.4	14.4	122.1	15.0	118.9	15.4	120.6	15.3	114.3	14.1	119.3	15.1
CoCa [110]	-	-	-	-	-	-	122.4	15.5	-	-	-	-	-	-	120.6	15.5
GIT _B	100.7	13.8	97.7	13.5	89.6	12.5	96.6	13.4	-	-	-	-	-	-	-	-
GIT _L	107.7	14.9	107.8	14.5	102.5	13.7	106.9	14.4	-	-	-	-	-	-	-	-
GIT	129.8	16.3	124.1	16.0	127.1	15.7	125.5	16.0	122.4	16.2	123.9	16.0	122.0	15.7	123.4	15.9

sample (8). (11-15) provide examples of reading hand-written scene text. (16-20) demonstrate GIT’s ability in reading long pieces of scene texts. GIT works well in organizing scene text words into a fluent and informative sentence. (21-25) show the challenging case of describing a book page, where the model needs to recognize and select the key information to describe. For example in sample (24), GIT covers the name and author of the book in the image.

In addition to the scene text captioning ability, we observe that the TextCaps-fine-tuned GIT is knowledgeable and can produce diverse and informative captions. We group the representative captions in Fig. 10. Samples (1-5) contain the descriptions of logos, such as “delta,” “tesla,” “oneplus,” *etc.* GIT also shows the capability of describing landmarks, *e.g.*, “taj mahal,” “golden gate bridge,” “temple of heaven,” “Colosseum,” and “Sydney opera house” in (6-10). Samples (11-15) show examples on food images, such as “mapo tofu,” “pad thai,” “paella,” “beef wellington,” and “caprese salad.” (16-20) provide more examples of recognizing movie/cartoon characters and celebrities. Samples (21-25) describe products based on the tag or packaging information.

VizWiz-Captions. SCST is performed, and the full results are shown in Table 17. Fig. 11 visualizes the predictions on random test images. Fig. 12 groups the results by different scenarios. The model can well recognize the banknotes, scene text on bottles/cans, menus, screens, *etc.*, and can better help vision-impaired people in real use cases. The first row (1-5) of Fig. 12 shows the generated captions on blurry images. The second row (6-10) shows images with low image quality or key information partially occluded. For example, GIT reads the scene text “metro,” “diet coke,” and “mortrin” in samples (6,9,10), and infers the object “toothpaste” and “hard drive” in samples (7,8). Samples (11-15) recognize banknotes in different currencies and denominations. (16-20) describe scene text on bottles and cans, thus providing more informative captions such as the “bacon bits” in (16) and the “nestle water” in (20). GIT also works well in summarizing menus, pages, and screens, as shown in the bottom row (21-25).

¹³<https://vizwiz.org/workshops/2021-workshop/>



Pred: a close up of a grey piece of fabric with a seam.




Pred: a close up of a yellow object on a white background.



Pred: the back of a package of food with the cooking instructions.



Pred: the front of a jar of chicken light salad dressing on a kitchen counter.




Pred: a hand holding a black calculator with a screen.




Pred: a container of old fashion hard candies on a table.




Pred: the top of a microwave with buttons on it.



Pred: a black bottle of moisture rich shampoo on a white blanket.



Pred: a grey and black cat with a pink collar laying on a couch.



Pred: a black television screen on a wooden table with a grey object.



Pred: the top of a box of frozen dinner on a wooden table.



Pred: the top of a box of pretzel bread on a counter.



Pred: the top of a box of healthy choice mediterranean balsamic garlic chicken frozen dinner.




Pred: a blank white piece of paper on a couch.



Pred: the top of a package of canadian bacon.



Pred: the top of a green bottle of liquor with a label.



Pred: the front cover of a catalog for 2012.



Pred: the top of a calculator with white buttons on a table.




Pred: a hand holding a piece of paper with a grocery list.




Pred: the front of a white box for a cell phone.




Pred: a blue sweater with a blue scarf hanging on a hanger.



Pred: the top of a box of fettuccine Alfredo.



Pred: the top of a christmas tree with lights on it.

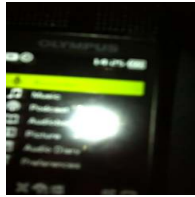


Pred: a bottle of organic apple cider tea sitting on top of a stove.



Pred: a bottle of 14 hands red wine on a table.

Figure 11: Visualization of our model on random test images of VizWiz-Captions.




(1)

A black olympus device with a green screen and white text.



(2)

A red and yellow box of food with a recipe on the back.




(3)

A piece of paper with a questionnaire on it.



(4)

A white refrigerator with magnets on it.



(5)

A package of a microsoft computer with a red and blue cord.



(6)

A metro card is on a wooden table.



(7)

A box of toothpaste is on a red surface.



(8)

A hard drive with a white label and barcode on it.



(9)

A person is holding a can of diet coke.



(10)

A bottle of motrin is on a counter.



(11)

A close up of a one dollar bill with george washington on the front.



(12)

A person holding a five dollar bill with a picture of abraham lincoln on the front.




(13)

A one dollar bill with the eye of providence on it.



(14)

A person is holding a one dollar bill in their hand.



(15)

A ten pound bill with a picture of queen elizabeth on it.



(16)

A person holding a bottle of bacon bits.



(17)

A person is holding a container of cheese.



(18)

A bottle of night time medicine being held by a person.



(19)

A can of crest top brand diced carrots on a stove top.



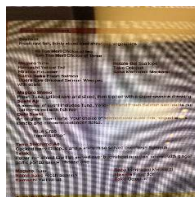
(20)

Two bottles of nestle pure life water on a desk.



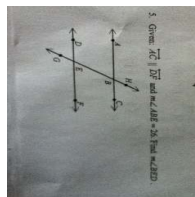
(21)

A menu for a house favorite bbg on a table.




(22)

A menu for sushi appetizers on a computer screen.



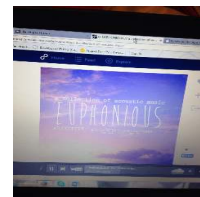
(23)

A math problem with a parallel lines and a line of angles.



(24)

A page from a book about prokaryotic and eukaryotic cells.



(25)

A computer screen with a website for euphonious.

Figure 12: Grouped caption predictions from Vizwiz-Captions. (1-5) Blurry images. (6-10) Low-quality or occluded images. (11-15) Banknotes. (16-20) Bottles and cans. (21-25) Menus, pages, and screens.

Table 16: Results on TextCaps [85]. Test set is evaluated by the server. *: the numbers are from [85]. B: BLEU@4; M: METEOR; R: ROUGE-L; S: SPICE; C: CIDEr. #: winner entry of the CVPR 2021 workshop challenge¹².

Method	Validation set					Test set				
	B	M	R	S	C	B	M	R	S	C
BUTD [4]*	20.1	17.8	42.9	11.7	41.9	14.9	15.2	39.9	8.8	33.8
AoANet [34]*	20.4	18.9	42.9	13.2	42.7	15.9	16.6	40.4	10.5	34.6
M4C-Cap. [31]*	23.3	22.0	46.2	15.6	89.6	18.9	19.8	43.2	12.8	81.0
Anc.-Cap. [102]	24.7	22.5	47.1	15.9	95.5	20.7	20.7	44.6	13.4	87.4
TAP [108]	25.8	23.8	47.9	17.1	109.2	21.9	21.8	45.6	14.6	103.2
TAP [108]#	28.1	24.4	49.3	17.7	119.0	22.9	22.0	46.5	14.6	109.7
Human [85]	-	-	-	-	-	24.4	26.1	47.0	18.8	125.5
GIT _B	24.1	21.1	45.2	15.7	64.9	-	-	-	-	-
GIT _L	30.6	24.6	50.3	18.6	106.3	-	-	-	-	-
GIT	37.0	27.6	54.1	21.1	143.7	33.1	26.2	52.2	19.6	138.2

Table 17: Results on VizWiz-Captions. Both test-dev and test-std are evaluated on the server. #: winner entry of 2021 VizWiz Grand Challenge¹³. B@4: BLEU@4; M: METEOR; R: ROUGE-L; C: CIDEr-D; S: SPICE.

Method	test-dev					test-std				
	B@4	M	R	C	S	B@4	M	R	C	S
MTMA [23]#	30.8	23.7	51.9	94.9	19.9	30.7	23.6	51.6	94.1	19.9
GIT _B	25.1	21.7	49.4	71.5	17.8	-	-	-	-	-
GIT _L	29.4	23.5	50.0	96.1	20.1	-	-	-	-	-
GIT	33.1	25.5	53.1	113.1	22.2	33.4	25.6	53.2	114.4	22.3

C Results on Visual Question Answering

Except on VizWiz-QA, the number of fine-tuning epochs is 20 and the learning rate is $1e^{-5}$. On VizWiz-QA, the number of epochs is 40 and the learning rate is $2e^{-5}$. The input size is 384 and 576 for intermediate fine-tuning and the final fine-tuning, respectively. No intermediate fine-tuning is conducted for GIT_B and GIT_L. Full results are shown in Table 18. Fig. 14 and Fig. 13 show correct prediction on randomly selected images of VizWiz-VQA and ST-VQA, respectively. Fig. 16 and Fig. 15 show the randomly selected incorrect predictions.

D Results on Video Captioning and Question Answering

Table 21 shows the fine-tuning hyperparameters on video tasks. Table 19 and Table 20 show the complete results on video captioning and video question answering, respectively.

E Results on Image Classification

On ImageNet-1K [12], we map each label to a unique name. Each label belongs to an entry of WordNet hierarchy and is represented with a unique offset, *e.g.*, 2012849. Fig. 17 illustrates the python script to generate a readable unique name given the offset. The model is fine-tuned with 10 epochs and the learning rate is $1e^{-5}$. No beam search is performed during inference.

In the main paper, we demonstrated a decent accuracy of 88.79% top-1 on ImageNet-1k with our generative model. As no constraint is on the output, we find that only 13 or (or 0.026%) predictions are outside of the 1K category. Fig. 18 illustrates 10 samples. Although deemed as incorrect, some predictions are reasonable. For example, the prediction of Fig. 18 (e) is *ipad* and is reasonable, although the ground-truth label is *hand-held computer*. These observations also imply that the

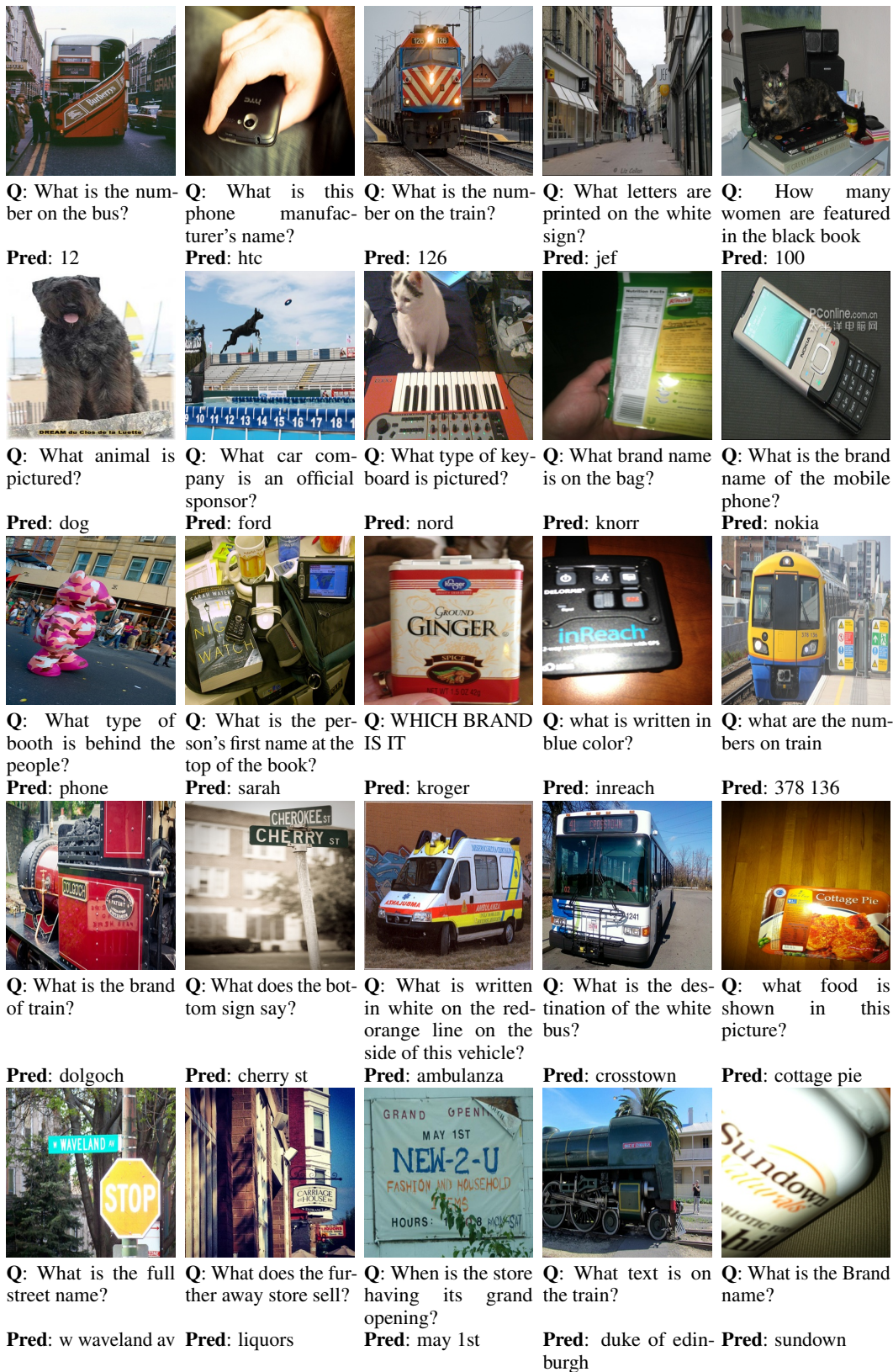


Figure 13: Correct predictions on random validation images of ST-VQA.

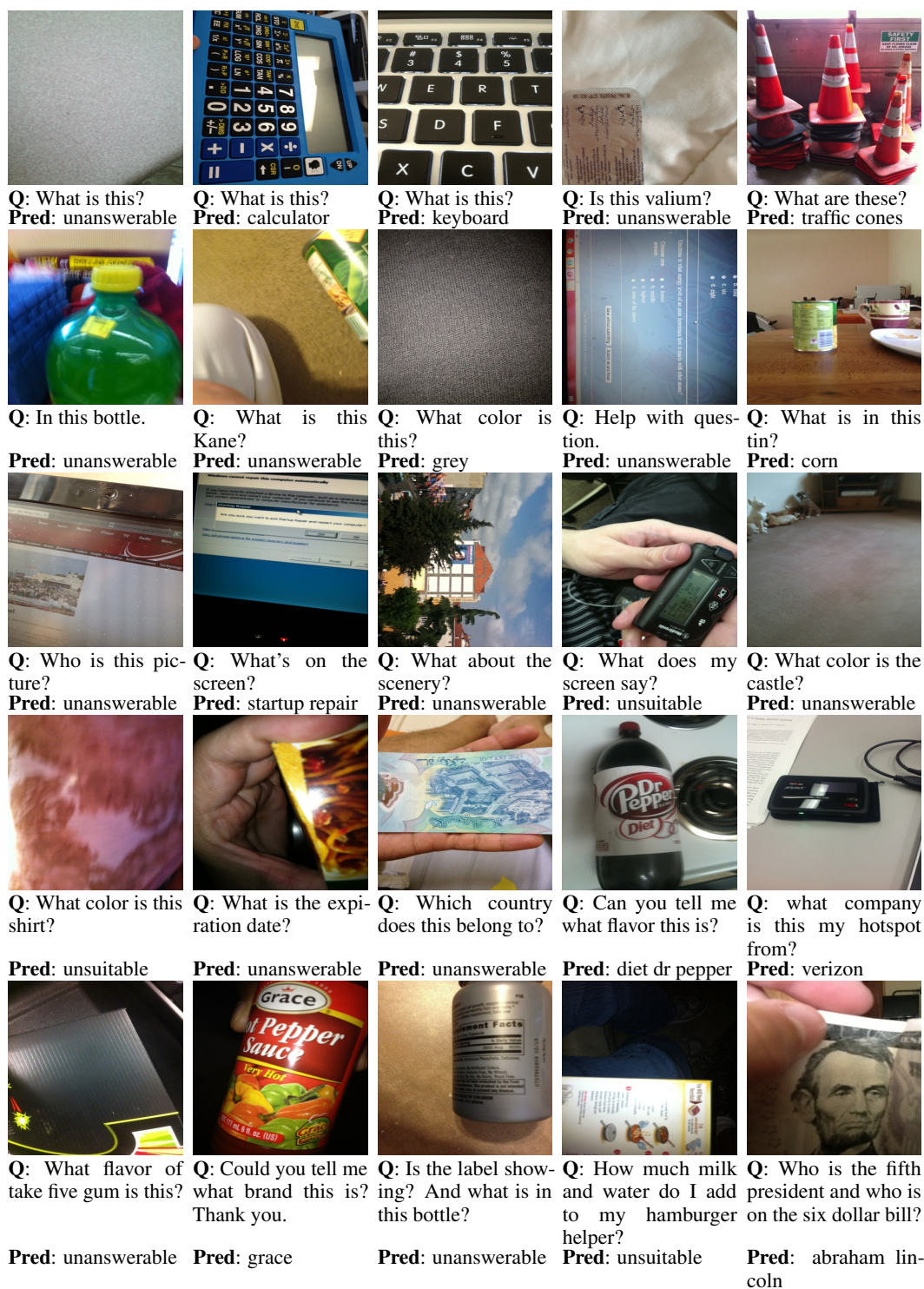


Figure 14: Visualization of correct predictions for the validation set on VizWiz-VQA.





















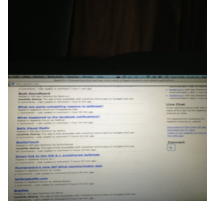
				
Q: what are the numbers on the track on the cake?	Q: What sale is advertised for the store in the image?	Q: How does one get a dial tone?	Q: What numbers are on the plane?	Q: What number is the plane?
Pred: 13 GT: 123	Pred: sale GT: 40%	Pred: 6 GT: wait	Pred: 25 GT: n334sw	Pred: n2889sa GT: n288sa
				
Q: What can you get 6 of for \$5?	Q: What word is on the third line of the sign?	Q: How many cups in 3 gallons?	Q: What flavor is the ketchup?	Q: What is the weight in ounces?
Pred: \$ 5 GT: donuts	Pred: bicycle GT: parking	Pred: 48 GT: 48 cups	Pred: texas GT: original	Pred: 425g GT: 15, 15 oz.
				
Q: What airline and gate number?	Q: Which word is shown above the man with the white hat?	Q: What restaurant is advertised at the bottom of this picture?	Q: WHAT IS WRITTEN ON THE WALL?	Q: WHAT IS THAT
Pred: 7 GT: delta c7	Pred: lancia GT: bordeaux	Pred: games GT: taco bell	Pred: allews GT: dallus, allus	Pred: ancona computer monitor GT: computer monitor
				
Q: What is written in this picture?	Q: What is the Brand name?	Q: What is the name displayed on the board?	Q: What are the license numbers on white motor bike to the left?	Q: Where could this product be purchased online?
Pred: windows xp GT: microsoft windows	Pred: celestial GT: celestial seasons	Pred: loews theatre GT: loew's paradise theatre	Pred: 61 - 12 GT: 67-n9 67 1024 1024, 67-n9 1024	Pred: locus GT: www.shoplocus.com, shoplocus.com

Figure 15: Incorrect predictions on random validation images of ST-VQA.




Q: What scent is this?
Pred: lavender
GT: french lavender, french lavender



Q: What's on the screen?
Pred: unsuitable
GT: web links, web search results, unsuitable image, search results, words, search



Q: What is this question?
Pred: cleaning brush
GT: pipe cleaner, i dont know, dish cleaner, lint brush, unanswerable, brush, bottle cleaner



Q: Specials on this menu.
Pred: beef
GT: shrimp, unsuitable image, dont see any, unanswerable, beef seafood



Q: How much fat does it contain?
Pred: 180
GT: 12%, g, 8 grams, 8 g, g per serving, 3 servings per container



Q: What kind of food is this?
Pred: unsuitable
GT: baby corn, vegetables, bamboo shoots, salmon, soup, noodles, unanswerable



Q: What is the title of the book?
Pred: unanswerable
GT: auf die lange, auf die lange kommt es, auf die länge kommt es



Q: what can i hear on the screen.
Pred: windows logo
GT: nothing, desktop screen, computer screen to login, just shows normal desktop home screen, unanswerable, windows desktop



Q: What kind of dinner bowl is this?
Pred: unanswerable
GT: meatballs and sausage marinara, meatballs sausage marinara, food item, cup, ceramic



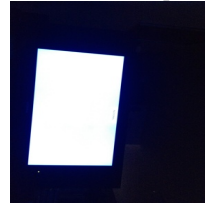
Q: Please just describe what this is.
Pred: candy
GT: candy bag, unsuitable, package, candy in clear plastic bag, bag candy, bag candy setting on kitchen table




Q: What letters do I enter in to win the prize?



Q: Can you tell me what the plaque says? Thank you.



Q: Can you tell what brand and model this television is, please? Thank you.



Q: Hi what's on this card? I'm looking for some sort of ID number it could be eight digits.



Q: How many calories are in Ensure? Are you holding it down? Oh no. Am I supposed to hold it down? No, you just hit. I hit it once and then I talked. And then you hit it again when you're done.

Pred: unsuitable
GT: unsuitable image, jek, computer screen, unanswerable

Pred: unsuitable
GT: delightful grandchildren, delightful from grandchildren, delightful, no words too small, unsuitable image, few things more delightful than grandchildren fighting over your lap, something about delightful grandchildren

Pred: unsuitable
GT: unsuitable image, unanswerable, no

Pred: unsuitable
GT: unsuitable image, trees, unanswerable

Pred:
GT: unsuitable image, dont know, unanswerable

Figure 16: Visualization of incorrect predictions for the validation set on VizWiz-VQA.

Table 18: Results on visual question answering. (a): for VQAv2, approaches are divided according to whether the answer vocabulary is pre-defined (Closed) or not (Open). The model with closed vocabulary can be a classification model or generation model with constrained outputs, *e.g.*, [97]. (b): for TextVQA, Mia [76][#] is the winner entry of TextVQA Challenge 2021 with a fine-tuned T5-3B [78] model. (c): ^{##}: winner entry of 2021 VizWiz Grand Challenge Workshop.

Vocabulary	Model	test-dev	test-std
Closed	OSCAR [58]	73.61	73.82
	UNITER [9]	73.82	74.02
	Visual Parsing [105]	74.00	74.17
	PixelBERT [35]	74.45	74.55
	VILLA [21]	74.69	74.87
	UNIMO [57]	75.06	75.27
	ALBEF [54]	75.84	76.04
	VinVL [115]	76.52	76.60
	UFO [94]	76.64	76.76
	CLIP-ViL [84]	76.48	76.70
	METER [16]	77.68	77.64
	OFA [97]	79.87	80.02
	SimVLM [99]	80.03	80.34
	Florence [111]	80.16	80.36
	CoCa [110]	82.3	82.3
Open	BLIP [53]	78.25	78.32
	Flamingo [2]	82.0	82.1
	GIT _B	72.72	-
	GIT _L	75.51	-
	GIT	78.56	78.81

(a) VQAv2 [24]

Model	validation	test
M4C [31]	40.55	40.46
LaAP-Net [29]	41.02	41.41
SA-M4C [42]	45.4	44.6
SMA [22]	44.58	45.51
TAP [108]	54.71	53.97
Flamingo [2]	57.1	54.1
Mia [76] [#]	-	73.67
GIT _B	18.81	-
GIT _L	37.47	-
GIT	59.93	59.75

(b) TextVQA [86]

Model	test-dev	test
[64] ^{##}	61.8	60.6
Flamingo [2]	65.7	65.4
GIT _B	54.6	-
GIT _L	62.5	-
GIT	68.0	67.5

(c) VizWiz-QA [27]

Model	Val Acc.	Val ANLS	Test ANLS
M4C [31]	38.1	47.2	46.2
LaAP-Net [29]	39.7	49.7	48.5
SA-M4C [42]	42.2	51.2	50.4
TAP [108]	50.8	59.8	59.7
GIT _B	14.7	20.7	-
GIT _L	32.3	44.6	-
GIT	59.2	69.1	69.6

(d) ST-VQA [5]

model	val	test
BLOCK+CNN+W2V [70]	-	48.3
M4C [31]	63.5	63.9
LaAP-Net [29]	63.8	64.1
GIT _B	57.3	57.5
GIT _L	62.4	62.9
GIT	67.8	68.1

(e) OCR-VQA [70]

generation model can quickly adapt to the classification task without pre-defining the vocabulary. Fig. 19 and Fig. 20 show the correct and incorrect predictions, respectively.

F Results on Scene Text Recognition

Fig. 22 shows the visualization samples with our TextCaps-fine-tuned GIT (denoted as GIT_{TextCaps}) and with the MJ+ST-fine-tuned GIT (denoted as GIT_{MJSJ}). For scene text recognition, we resize the image with the longer edge to 384 and pad the image to a square. Visually, GIT_{TextCaps} can well recognize the scene text, almost as good as GIT_{MJSJ}, but in the natural language form. GIT_{MJSJ} can adapt well to the task and predict a clean result of the scene text. Fig. 22 shows the visualizations on all six experimented benchmarks, *i.e.*, IC13 [44], SVT [96], IIIT [69], IC15 [43], SVTP [75], CUTE [80] from the top to the bottom row, respectively. GIT performs especially well on testing images visually similar to natural images, such as the CUTE dataset shown in the bottom row. Quantitatively, GIT achieves an even larger performance improvement of 3.9% absolute accuracy on Irregular-Text CUTE80.

G Analysis

Model and data scaling. In the main paper, we present the impact of scaling on COCO, TextCaps and VizWiz-QA. Fig. 21 shows results on other tasks. On scene-text-related QA tasks (a) and video

Table 19: Results on video captioning. ^E: model ensemble; ^T: with the subtitle as additional input. YouCook2 and TVC are on the validation set.

Method	B@4	M	R	C	Method	B@4	M	R	C	Method	B@4	M	R	C
SibNet [63]	54.2	34.8	71.7	88.2	STG-KD [72]	40.5	28.3	60.9	47.1	Vid.BERT [87]	4.3	11.9	-	55.0
POS+CG [93]	52.5	34.1	71.3	88.7	Support-set [74]	38.9	28.2	59.8	48.6	ActBERT [119]	5.4	13.3	-	65.0
OA-BTG [114]	56.9	36.2	-	90.6	PMI-CAP [8]	42.1	28.7	-	49.4	SwinBERT[61]	9.0	15.6	37.3	109.0
STG-KD [72]	52.2	36.9	73.9	93.0	ORG-TRL [117]	43.6	28.8	62.1	50.9	Flamingo [2]	-	-	-	118.6
PMI-CAP [8]	54.6	36.4	-	95.1	OpenBook [116]	33.9	23.7	50.2	52.9	VALUE [56] ^T	12.4	18.8	40.4	130.3
ORG-TRL [117]	54.3	36.4	73.9	95.2	SwinBERT [61]	41.9	29.9	62.1	53.8	UniVL [67] ^T	17.4	22.4	46.5	181
SwinBERT [61]	58.2	41.3	77.5	120.6	MV-GPT [81] ^T	48.9	38.7	64.0	60	MV-GPT [81] ^T	21.9	27.1	49.4	221
GIT _B	69.3	44.5	81.4	142.6	GIT _B	46.6	29.6	63.2	57.8	GIT _B	5.8	12.2	31.5	80.3
GIT _L	75.8	48.7	85.5	162.9	GIT _L	48.7	30.9	64.9	64.1	GIT _L	7.5	14.4	34.9	98.3
GIT	79.5	51.1	87.3	180.2	GIT	53.8	32.9	67.7	73.9	GIT	10.3	17.3	39.8	129.8
(a) MSVD [7]					(b) MSRVT [103]					(c) YouCook2 [118]				
Method	B@4	R	M	C	Method	C	Method	B@4	R	M	C			
VaTeX [98]	28.4	47.0	21.7	45.1	X-L.+T. [120] ^E	81.4	MMT [52] ^T	10.8	32.8	16.9	45.3			
OpenBook [116]	33.9	50.2	23.7	57.5	Flamingo [2]	84.2	HERO [55] ^T	12.3	34.1	17.6	49.9			
VALUE [56] ^T	-	-	-	58.1	C.4Cap. [89] ^{ET}	86.5	VALUE [56] ^T	11.6	33.9	17.6	50.5			
SwinBERT [61]	38.7	53.2	26.2	73.0	GIT	93.8	SwinBERT [61]	14.5	36.1	18.5	55.4			
C.4Cap. [89] ^{ET}	40.6	54.5	-	85.7			C.4Cap. [89] ^{ET}	15.0	36.9	-	66.0			
GIT _B	37.9	51.9	24.4	60.0			GIT _B	13.0	33.2	16.6	47.3			
GIT _L	41.6	54.3	26.2	72.5			GIT _L	14.9	35.4	18.0	55.7			
GIT	41.6	55.4	28.1	91.5			GIT	16.2	36.7	18.9	63.0			
(d) VATEX [98] public test					(e) VATEX [98] private test					(f) TVC [52]				

Table 20: Results on video question answering. All are open-ended question answering tasks.

Method	Accuracy	Method	Accuracy	Method	Accuracy
QueST [41]	34.6	JustAsk [106]	41.5	HCRN [50]	55.9
HCRN [50]	36.1	MV-GPT [81]	41.7	QueST [41]	59.7
CoMVT [82]	42.6	MERLOT[113]	43.1	ClipBERT[51]	60.3
JustAsk [106]	46.3	VIOLET [20]	43.9	All-in-one [92]	66.3
VIOLET [20]	47.9	All-in-one [92]	46.8	VIOLET [20]	68.9
All-in-one [92]	48.3	Flamingo [2]	47.4	MERLOT[113]	69.5
GIT _B	51.24	GIT _B	41.0	GIT _B	69.1
GIT _L	55.1	GIT _L	42.7	GIT _L	71.9
GIT	56.8	GIT	43.2	GIT	72.8
(a) MSVD-QA [101, 7]		(b) MSRVT-QA [101, 103]		(c) TGIF-Frame [39]	

captioning (d)/(e)/(f), both larger model sizes and more pre-training data boost the performance significantly. For VQAv2 (b), the 0.8B data help little or even worsen the performance slightly. The task data [24] are from COCO, and the first 20M image-text pairs are more similar to COCO images than the majority of the web crawled 0.8B data. This may indicate the first 20M image-text pairs are enough for VQAv2. For video QA (c), the improvement on more pre-training data is mild. The reason might be the domain gap between the image-text pairs and the video-question-answer triplets, which reduces the benefit of more image-text data.

Table 21: Fine-tuning epochs and learning rate for video tasks. SCST [79] is performed for VATEX with the same hyperparameters.

	Video Captioning					Video Question Answering		
	MSVD	MSRVT	YouCook2	VATEX	TVC	MSVD	MSRVT	TGIF-Frame
epochs	10	20	20	10	20	40	20	20
learning rate	$1e^{-6}$	$2.5e^{-6}$	$1e^{-5}$	$2.5e^{-6}$	$5e^{-6}$	$1e^{-5}$	$1e^{-5}$	$1e^{-5}$

```

from nltk.corpus import wordnet as wn
def get_name(offset):
    white_list = {
        2012849: 'crane bird',
        3126707: 'crane machine',
        2113186: 'cardigan dog',
        2963159: 'cardigan jacket',
        3710637: 'maillot tights',
        3710721: 'maillot bathing suit',
    }
    if offset in white_list:
        return white_list[offset]
    name = wn.synset_from_pos_and_offset('n', offset).name()
    return name[:-5].replace('_', ' ')

```

Figure 17: Python script to generate a unique name for each offset in ImageNet-1K categories.




Figure 18: Image samples on which the prediction of our GIT is out of the 1K categories with the whitespace removed on ImageNet-1K.

Cross-attention-based decoder. We concatenate the representations of the image and the text as the input to the transformer. An alternative way is to use a cross-attention module to incorporate the image representations, as in [2, 53]. The former allows the image tokens to attend each other, which may refine the representation for better performance; while the latter isolates each image token. However, the former uses a shared set of projections for both the image tokens and the text tokens, while the latter uses separate projection matrices. A shared projection may be hard to learn effectively. Table 23 shows the comparison with different sets of pre-training image-text pairs. With smaller dataset, the latter with cross-attention outperforms, while with large-scale data, the former wins. A plausible explanation is that with more pre-training data, the parameters are well optimized such that the shared projection can adapt to both the image and the text domains, which mitigates the drawback of the shared parameters. With the self-attention, the image token can be attended with each other for a better representation during decoding. In all experiments, we use the former architecture.

Scene text in pre-training data. We show in the main paper that a considerable amount of pre-training samples contain scene text descriptions. Fig. 23 groups the pre-training samples with scene text from CC12M and the downloaded by different scenarios. Samples (1-5) show the associated text which contains the scene text in a natural language way. This is in line with the requirement



Figure 19: Visualization of correct predictions of our generative model on ImageNet-1K.



Figure 20: Visualization of incorrect predictions of our generative model on ImageNet-1K.

Table 22: Results on ImageNet-1k classification task. Our approach takes the class name as the caption and predict the label in an auto-regressive way without pre-defining the vocabulary.

Vocabulary	Method	Top-1
Closed	ALIGN [40]	88.64
	Florence [111]	90.05
	CoCa [110]	91.0
Open	GIT _B	78.86
	GIT _L	84.05
	GIT	88.79

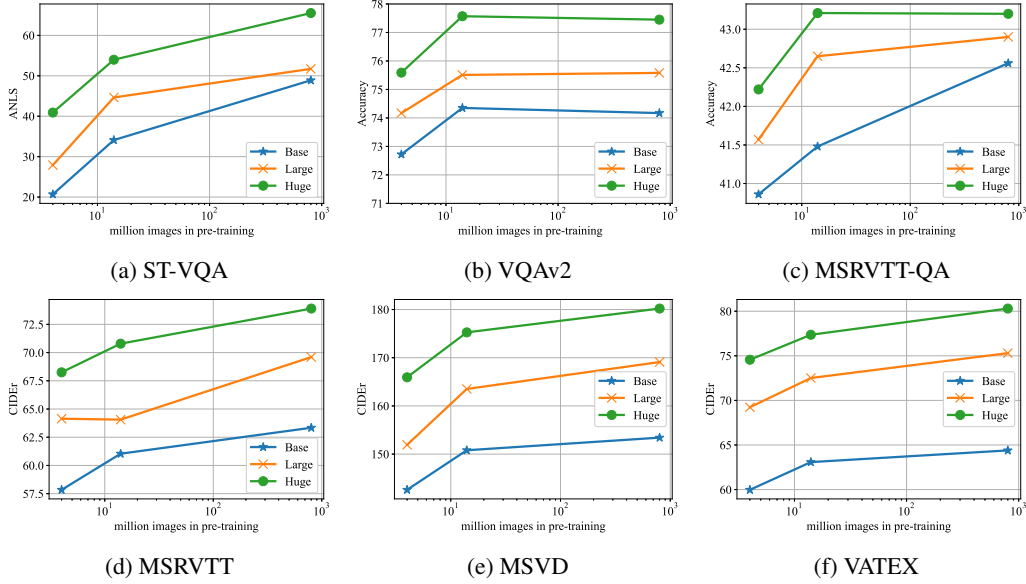


Figure 21: Performance with different pre-training data scales and different model sizes.

of scene-text related tasks, *TextCaps*. (6-10) show examples of long pieces of texts. The pre-training samples also describe scene text in stylized fonts (11-15), leading to GIT’s ability in robust scene text recognition. (16-20) contain pre-training examples with low-quality images and occluded/blurred/curved scene texts. In addition to the scene text pre-training samples, pre-training datasets also contain descriptions of diverse entities, *e.g.*, the “apple logo” in (21), banknotes in (22), celebrity “Biden” in (23), landmark “empire state building” in (24), and product “beats headphone” in (25). The pre-training data plays a critical role in GIT’s capability in scene text description and informative caption generation.

Table 23: Comparison between pure self-attention-based decoder and the cross-attention-based decoder under different amounts of pre-training data. No SCST is applied on captioning. No intermediate fine-tuning is applied for VQA.

data	Cross-Att.	Captioning				Visual Question Answering		
		COCO	nocaps	TextCaps	VizWiz	ST-VQA	TextVQA	VizWiz
0.8B	w/o	144.2	120.3	143.7	107.2	65.3	58.5	59.1
	w/	143.2	118.2	139.3	103.0	63.1	55.6	58.9
10M	w/o	139.1	75.4	92.7	89.3	40.9	33.0	51.8
	w/	138.1	86.2	93.9	88.5	42.7	34.7	54.8

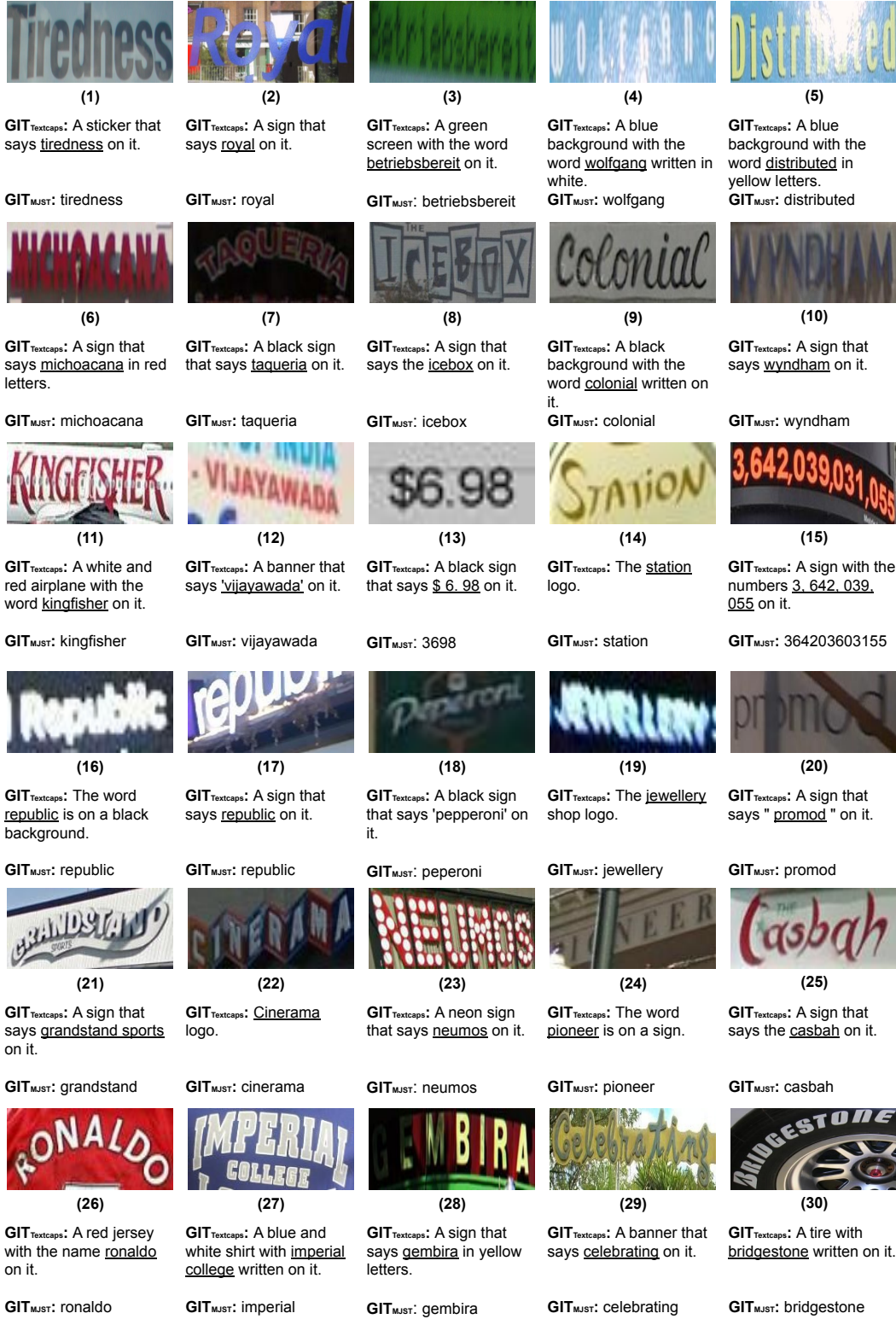


Figure 22: Grouped scene text recognition predictions on all six experimented benchmarks. $\text{GIT}_{\text{Textcaps}}$ and GIT_{MJST} are model variants finetuned with TextCaps caption data [85], and scene text recognition data MJ+ST [37, 38, 26], respectively. (1-5) IC13 [44]. (6-10) SVT [96]. (11-15) IIIT [69]. (16-20) IC15 [43]. (21-25) SVTP [75]. (26-30) CUTE [80].

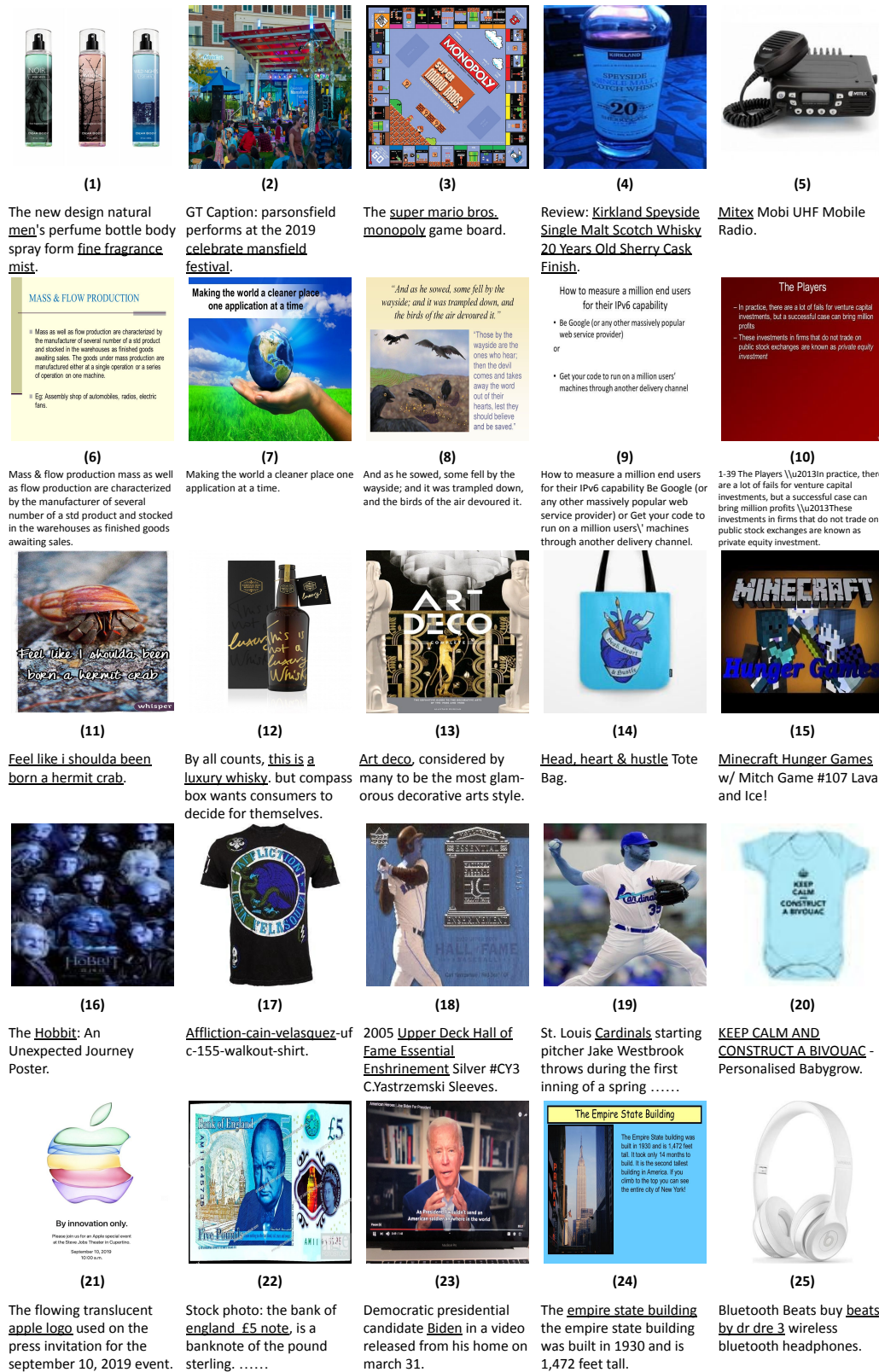


Figure 23: Grouped representative pre-training samples from CC12M and the downloaded images. We highlight the informative descriptions in underline. (1-5) Pre-training samples with scene text descriptions. (6-10) Long pieces of scene texts. (11-15) Scene texts in stylized fonts. (16-20) Hard samples of blurry, occluded, or curved scene texts. (21-25) Pre-training data also contains diverse knowledge on logos, banknotes, celebrities, landmarks, products, etc..