

ARCHITECTURE-AGNOSTIC MASKED IMAGE MODELING – FROM ViT BACK TO CNN

Siyuan Li^{1*} Di Wu^{1*} Fang Wu¹ Zelin Zang¹
 Lei Shang² Baigui Sun² Xuansong Xie² Stan.Z.Li¹

¹AI Lab, Westlake University ²DAMO Academy, Alibaba Group

ABSTRACT

Masked image modeling (MIM), an emerging self-supervised pre-training method, has shown impressive success across numerous downstream vision tasks with Vision transformers (ViTs). Its underlying idea is simple: a portion of the input image is randomly masked out and then reconstructed via the pre-text task. However, the working principle behind MIM is not well explained, and previous studies insist that MIM primarily works for the Transformer family but is incompatible with CNNs. In this paper, we first study interactions among patches to understand what knowledge is learned and how it is acquired via the MIM task. We observe that MIM essentially teaches the model to learn better middle-order interactions among patches and extract more generalized features. Based on this fact, we propose an Architecture-Agnostic Masked Image Modeling framework (A²MIM), which is compatible with both Transformers and CNNs in a unified way. Extensive experiments on popular benchmarks show that our A²MIM learns better representations without explicit design and endows the backbone model with the stronger capability to transfer to various downstream tasks for both Transformers and CNNs.

1 INTRODUCTION

Supervised deep learning with large-scale annotated data has witnessed an explosion of success in computer vision (CV) (Krizhevsky et al., 2012a; He et al., 2016) and natural language processing (NLP) (Vaswani et al., 2017). However, a large number of high-quality annotations are not always available in real-world applications. Learning representations without supervision by leveraging pre-text tasks has become increasingly popular.

In CV, early self-supervised learning approaches (Zhang et al., 2016; Doersch et al., 2015; Gidaris et al., 2018) aim to capture invariant features through predicting transformations applied to the same image. However, these methods rely on vision ad-hoc heuristics, and the learned representations are less generic for downstream tasks. Recently, contrastive learning-based approaches (Tian et al., 2020; Chen et al., 2020b; He et al., 2020) have witnessed significant progress, even outperforming supervised methods on several downstream tasks (Chen et al., 2020c; Grill et al., 2020; Zbontar et al., 2021). More recently, inspired by masked autoencoding methods (Radford et al., 2018; Devlin et al., 2018) in NLP, Masked Image Modeling (MIM) methods (Bao et al., 2022; He et al., 2021; Wei et al., 2021; Xie et al., 2021b) have brought about new advances for self-supervised pre-training on CV tasks. The transition from human language understanding to NLP masked autoencoding is quite natural because the filling of missing words in a sentence requires relatively comprehensive semantic understanding. In analogy, humans can understand and imagine masked content by visually filling the missing structures in an image containing occluded parts.

Different from contrastive learning, which yields a clustering effect from pre-training by pulling similar samples and pushing away dissimilar samples, MIM pre-training methods have not been extensively explored in the context of the expected knowledge learned or how this knowledge is acquired. Existing works mainly focus on improving downstream tasks performance via explicit design such as trying different prediction target (Wei et al., 2021), adopting pre-trained tokenizer (Zhou et al., 2021), utilizing complex Transformer decoder (He et al., 2021) or combining with contrastive

*First two authors have equal contribution

learning (El-Nouby et al., 2021). Moreover, the success of existing MIM methods is largely confined to Vision Transformer (ViT) structures (Dosovitskiy et al., 2020) since it is not straightforward to directly apply mask token (Devlin et al., 2018) and positional embedding to CNNs.

In this work, we carry out systematic experiments and show that MIM as a pre-training task essentially teaches the model to learn better middle-order interactions between patches for more generalized feature extraction regardless of the underlying network structure. Compared to the local texture features learned by low-order interactions between patches, more complex features such as shape and edge could be extracted via middle-order interactions among patches. The interaction of patches could be considered as information fusion via both the convolution operation of a CNN and the self-attention mechanism of a Transformer. That is to say, CNN and Transformer should both benefit from better middle-order interactions with MIM as the pre-text task.

To bridge the gap of MIM in terms of network architectures based on our extensive experimental analysis, we propose an Architecture-Agnostic Masked Image Modeling framework (A²MIM) that focuses on enhancing the middle-order interaction capabilities of the network. Specifically, we mask the input image with the mean RGB value and place the mask token at intermediate feature maps of the network. In addition, we propose a loss in the Fourier domain to further enhance the middle-order interaction capability of the network. Our contributions are summarized as follows:

- We conducted systematic experiments and showed the essence of MIM is to better learn middle-order interactions between patches but not reconstruction quality.
- We proposed a novel MIM-based framework dubbed A²MIM that bridges the gap between CNNs and Transformers. To the best of our knowledge, we are the first to carry out MIM on CNNs that outperforms contrastive learning counterparts.
- Extensive experiments with both Transformers and CNNs on ImageNet-1K and public benchmarks for various downstream tasks show that our method achieves performance improvement on pre-trained representation quality than state-of-the-arts.

2 RELATED WORK

Contrastive Learning. Contrastive learning learns instance-level discriminative representations by extracting invariant features over distorted views of the same data. MoCo (He et al., 2020) and SimCLR (Chen et al., 2020b) adopted different mechanisms to introduce negative samples for contrasting. BYOL (Grill et al., 2020) and its variants (Chen & He, 2020; Chen et al., 2021) further eliminates the requirement of negative samples to avoid representation collapse. Besides pairwise contrasting, SwAV (Caron et al., 2020) clusters the data while enforcing consistency between multi-augmented views of the same image. Barlow Twins (Zbontar et al., 2021) proposed to measure the cross-correlation matrix of distorted views of the same image to avoid representation collapsing. Meanwhile, some efforts have been made on top of contrastive methods to improve pre-training quality for specific downstream tasks (Xie et al., 2021a; Xiao et al., 2021; Selvaraju et al., 2021; Wu et al., 2021). MoCo.V3 (Chen et al., 2021) and DINO (Caron et al., 2021) adopted ViT (Dosovitskiy et al., 2020) in self-supervised pre-training to replace CNN backbones.

Autoregressive Modeling. Autoencoders are a typical type of neural network architecture that allows representation learning with no annotation requirement (Hinton & Zemel, 1993). By forcing denoising property onto the learned representations, denoising autoencoders (Vincent et al., 2008; 2010) are a family of autoencoders that reconstruct the uncorrected input signal with a corrupted version of the signal as input. In addition to directly reconstructing the corrupted image, CIM (Fang et al., 2022) also proposed to predict whether each visual token is replaced by a generator sample or not. Generalizing the notion of denoising autoregressive modeling, masked predictions attracted the attention of both the NLP and vision community. BERT (Devlin et al., 2018) performs masked language modeling where the task is to predict the randomly masked input tokens. Representations learned by BERT as pre-training generalize well to various downstream tasks. For CV, inpainting tasks (Pathak et al., 2016) to predict large missing regions using convolutional networks is proposed to learn representation without supervision. Reconstructing the original color of images with removed color channels is another method for generic representations learning (Zhang et al., 2016). With the introduction of the Vision Transformers (Dosovitskiy et al., 2020; Liu et al., 2021), iGPT (Chen et al., 2020a) predicts succeeding pixels given a sequence of pixels as input. MAE (He et al., 2021) and

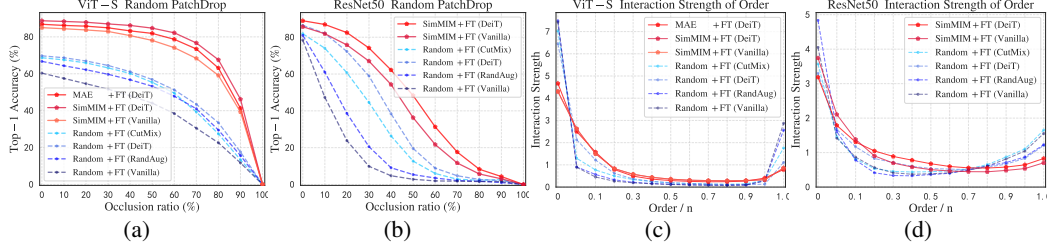


Figure 1: (a)(b): Robustness against different occlusion ratios of images is studied for both ViT-S and ResNet-50 under different experimental settings (see Section 3.1). (c)(d): Distributions of the interaction strength $J^{(m)}$ are explored for both ViT-S and ResNet-50 under different experimental settings. The label indicates the pre-training method + fine-tuning augmentation used, random stands for random weight initialization. Appendix B provides more results and implement details.

BEiT (Bao et al., 2022) mask out random patches of the input image and reconstruct the missing patches with ViT. Compared to MAE, MaskFeat (Wei et al., 2021) and SimMIM (Xie et al., 2021b) adopt linear layers as the prediction head instead of another Transformer as in MAE. MaskFeat proposed to use HOG as the prediction target instead of RGB value. Other research endeavors (El-Nouby et al., 2021; Zhou et al., 2021; Assran et al., 2022; Akbari et al., 2021; Sameni et al., 2022) combine the idea of contrastive learning with MIM. SplitMask (El-Nouby et al., 2021) proposed to use half of the image pixels to predict the other half while applying InfoNCE loss (Van den Oord et al., 2018) across the corresponding latent representations. MSN (Assran et al., 2022) matches the representation of an image view containing randomly masked patches to the representation of the original unmasked image. Similarly, iBOT (Zhou et al., 2021) adopts the Siamese framework to combine self-distillation with MIM. Moreover, Data2Vec (Baeviski et al., 2022) proposed a framework that applies the masked prediction idea for either speech, NLP, or CV.

3 INTRIGUING PROPERTIES OF MASKED IMAGE MODELING

3.1 IS MIM BETTER IMAGE AUGMENTATION?

Compared to CNN, Transformers gain tremendous performance improvement with carefully designed image augmentation techniques such as RandAug (Cubuk et al., 2020), CutMix (Yun et al., 2019) and random erasing (Zhong et al., 2020). Random erasing (Zhong et al., 2020) randomly removes part of the image and replaces it with Gaussian noise, while Cutmix randomly removes part of the image and replaces the corresponding region with a patch from another image. Similarly, as in most MIM pre-training tasks, some patches of images are masked out and replaced with a learnable mask token. Noticing the resemblance of the masking operations, we *hypothesize that MIM as a pre-training task and masking-based data augmentations enhance the network’s robustness towards occlusion, enabling the network with a more generalized feature extraction ability*. To verify our hypothesis, we design an occlusion robustness test. Let $x \in \mathbb{R}^{3 \times H \times W}$ be an input image and $y \in \mathbb{R}^C$ be its corresponding label, where C is the class number. Consider a classification task $y = f(x)$ where f denotes a neural network, the network is considered robust if the network outputs the correct label given an occluded version of the image x' , namely $y = f(x')$. For occlusion, we consider the patch-based random masking as adopted in most MIM works (He et al., 2021; Xie et al., 2021b; Wei et al., 2021). In particular, we split the image of size 224×224 into patch size 16×16 and randomly mask M patches out of the total number of N patches. The occlusion ratio could then be defined as $\frac{M}{N}$. We conduct experiments on ImageNet-100 (IN-100) (Krizhevsky et al., 2012b) for both Transformer and CNN with different settings. We choose ViT-S (Dosovitskiy et al., 2020) and ResNet-50 (He et al., 2016) as the network architecture. Robustness is compared under the following settings: (i) random weight initialization with no image augmentation applied; (ii) random weight initialization with different image augmentations applied; (iii) MIM pre-training as weight initialization with and without image augmentations applied. We report the average top-1 accuracy across five runs trained with different settings under various occlusion ratios in Fig. 1. Fig. 1(a) and 1(b) show that both MIM and patch-removing alike augmentations significantly improve model occlusion robustness for both ViT-S and ResNet-50. Nevertheless, MIM yields more robust feature extraction than adopting augmentations. Although MIM and patch-removing alike augmentations share similar masking mechanisms, MIM explicitly forces the model to learn the interactions between patches in order to reconstruct missing patches enabling more robust feature extraction. Comparing Fig. 1(a) and 1(b), the convex trend of accuracy from ViT-S indicate better robustness than the concave trend from




Figure 2: (a) Four patches (i, j, k, l) interact with each other and forms a contour or edge pattern of the fox for image categorization. (b) Image with 30% masking ratio. Masked patches i and k interact with neighboring patches j and l to predict the missing patches. (c) Image with 50% masking ratio. Masked patches are forced to interact with middle-order interactions for the MIM task. (d) Image with 70% masking ratio. Masked Patch i interacts with longer-range patches j and k , forming an edge pattern. (e) A typical masking pattern for existing inpainting tasks.

ResNet-50. The self-attention mechanism of ViTs is able to model the interactions between patches with high degrees of freedom compared to CNNs constrained by convolution priors. *We claim that the success of MIM on ViTs can be seen as resonance in terms of better patch interactions imposed by MIM while supported by the self-attention mechanism of ViTs.*

3.2 MIDDLE-ORDER INTERACTIONS FOR GENERALIZED FEATURE EXTRACTION

Next, we show that MIM essentially enables better middle-order interactions between patches. Note that existing MIM works adopt a medium or high masking ratio (Xie et al., 2021b; He et al., 2021) (e.g., 60% or 70%, see Fig. 2) during pre-training, and in these settings, the pairwise interactions between patches are under a middle-size context measured by the order m . Early inpainting work based on CNN (Pathak et al., 2016) resembles MIM but attracts little attention due to the much inferior performance to contrastive learning methods. The inpainting task adopts the masking strategy as illustrated in Fig. 1(c), which masks a full large region instead of random small patches. Such masking mechanism ignore patch interaction and focus only on reconstruction leading to poor learned representation quality. To investigate whether MIM makes the model more sensitive to patch interactions of some particular orders, we resort to the tool of multi-order interactions introduced by (Deng et al., 2022; Zhang et al., 2020). Intuitively, m^{th} -order interactions of patches refer to inference patterns (deep features) induced from m number of patches of the original image in the input space. With a small value of m (low-order interactions), the model simply learns local features such as texture. Formally, the multi-order interaction $I^{(m)}(i, j)$ is to measure the order of interactions between patches i and j . We define $I^{(m)}(i, j)$ to be the average interaction utility between patches i and j on all contexts consisting of m patches. m indicates the order of contextual complexity of the interaction. Mathematically, given an input image x with a set of n patches $N = \{1, \dots, n\}$ (e.g., an image with n pixels), the multi-order interaction $I^{(m)}(i, j)$ is defined as:

$$I^{(m)}(i, j) = \mathbb{E}_{S \subseteq N \setminus \{i, j\}, |S|=m} [\Delta f(i, j, S)], \quad (1)$$

where $\Delta f(i, j, S) = f(S \cup \{i, j\}) - f(S \cup \{i\}) - f(S \cup \{j\}) + f(S)$. $f(S)$ indicates the score of output with patches in $N \setminus S$ kept unchanged but replaced with the baseline value (Ancona et al., 2019), where the context $S \subseteq N$. See appendix B.2 for details. To measure the interaction complexity of the neural network, we measure the relative interaction strength $J^{(m)}$ of the encoded m -th order interaction as follows:

$$J^{(m)} = \frac{\mathbb{E}_{x \in \Omega} \mathbb{E}_{i, j} |I^{(m)}(i, j|x)|}{\mathbb{E}_{m'} \mathbb{E}_{x \in \Omega} \mathbb{E}_{i, j} |I^{(m')}(i, j|x)|}, \quad (2)$$

where Ω is the set of all samples and $0 \leq m \leq n - 2$. $J^{(m)}$ is the average value over all possible pairs of patches of input samples. $J^{(m)}$ is normalized by the average value of all interaction strengths. $J^{(m)}$ then indicates the distribution (area under curve sums up to one) of the order of interactions of the network. In this work, we use $J^{(m)}$ as the metric to evaluate and analyze interaction orders of the network with MIM pre-training. We conduct experiments on IN-100 with image size 224×224 and use ViT-S (Dosovitskiy et al., 2020) and ResNet-50 (He et al., 2016) as the network architecture. We consider a patch of size 16×16 as an input patch. For the computation of $J^{(m)}$, we adopt the sampling solution following previous works (Deng et al., 2022; Zhang et al., 2020). As can be seen

from Fig. 1(c) that ViT-S with random weight initialization tends to learn simple interactions with few patches (e.g., less than $0.05n$ patches) while MIM pre-trained models show a stronger interaction for relative middle-order (from $0.05n$ to $0.5n$). Similarly, as observed from 1(d), MIM pre-trained ResNet-50 enhances the middle-order interactions from $0.1n$ to $0.55n$ compared to random initialized models. Stronger middle-order interactions form more complex features such as shape and edge compared to local texture features learned from low-order interactions (Naseer et al., 2021).

4 APPROACH

We propose a generic MIM framework following two design rules: (a) **No complex or non-generic designs are adopted to ensure compatibility with all network architectures.** (b) **Better middle-order interactions between patches for more generalized feature extraction.** An overall illustration of our proposed framework in comparison to the existing MIM framework is given in Figure 3.

4.1 ARCHITECTURE AGNOSTIC FRAMEWORK

Mask Where Middle-order Interactions Occur. Existing works (El-Nouby et al., 2021; He et al., 2021; Xie et al., 2021b; Wei et al., 2021) adopt the masking strategy where the input image is divided into non-overlapping patches, and a random subset of patches are masked. MAE utilizes a Transformer as a decoder and takes only the visible patches into the encoder. Masked tokens are appended to the decoder to reconstruct the masked patches. SimMIM (Xie et al., 2021b) and MaskFeat (Wei et al., 2021) utilize a fully connected layer as the decoder and feed the mask token into the encoder together with the visible patches. The mask token (Devlin et al., 2018) is a token-shared learnable parameter that indicates the presence of missing patches to be predicted. Despite different choices of decoder structures, the mask token is either placed at the input to the encoder or the decoder. Mathematically, the masking process of MIM is defined as $x_{mask} = x \odot (1 - M) + T \odot M$, where M is the random occlusion mask and T represents the learnable mask token. Such masking at the patch embedding layer aligns with the attention mechanism of Transformers, which is robust against occlusion. However, masking at the stem layer undermines the context extraction capability of CNN which relies on the local inductive biases. Moreover, masking at input stages of the network leads to low-order interactions. As discussed earlier, we wish to enhance the middle-order interaction of the network. Thus, we propose to mask intermediate features of the network where information is fused to a certain degree. More concretely, our masking operation is defined as $z_{mask}^l = z^l + T \odot D(M)$, where z^l is the intermediate feature map of x at layer- l in the Transformer encoder (or for stage- l in CNNs) and $D(\cdot)$ is the corresponding down-sampling function of the occlusion mask.

Filling Masked Tokens with RGB Mean. It is worth noting that existing works directly replace the occluded patches with the mask token in the input space or after the patch embedding (Bao et al., 2022; Xie et al., 2021b). In contrast, we use the average RGB value to fill the occluded patches as the input to the encoder and add the mask token onto the intermediate feature maps of the encoder. The masking mechanism originates from NLP where languages are of high semantic level and do not require low-level feature extraction required by image processing. The introduction of a zero mask at the early stages of the network where low-level feature extraction happens is harmful in terms of feature extraction. On the other hand, the RGB mean value is the DC component of images and brings about minimum local statistics variation caused by the masking operation. The proposed masking strategy is generic to both convolution and self-attention in that it accommodates low-level to semantic-level feature extraction. From the interaction perspective, our proposed masking approach assists information aggregation for better middle-order patch interactions.

4.2 MIDDLE-ORDER INTERACTIONS FROM FOURIER PERSPECTIVE

Besides the spatio-temporal domain, we investigate the Fourier domain for better middle-order interactions. Currently proposed works (El-Nouby et al., 2021; He et al., 2021; Xie et al., 2021b) adopt raw RGB values as the prediction target. However, raw pixels are heavy redundant and often contain low-order statistics (Bao et al., 2022; Wei et al., 2021; Zhou et al., 2021). Following MAE, MaskFeat (Wei et al., 2021) proposed to use the Histogram of Oriented Gradients (HOG) as the prediction target outperforming MAE. HOG is a descriptor that captures shape features based on middle-order interactions. Such high-frequency features resulting from middle-order interactions

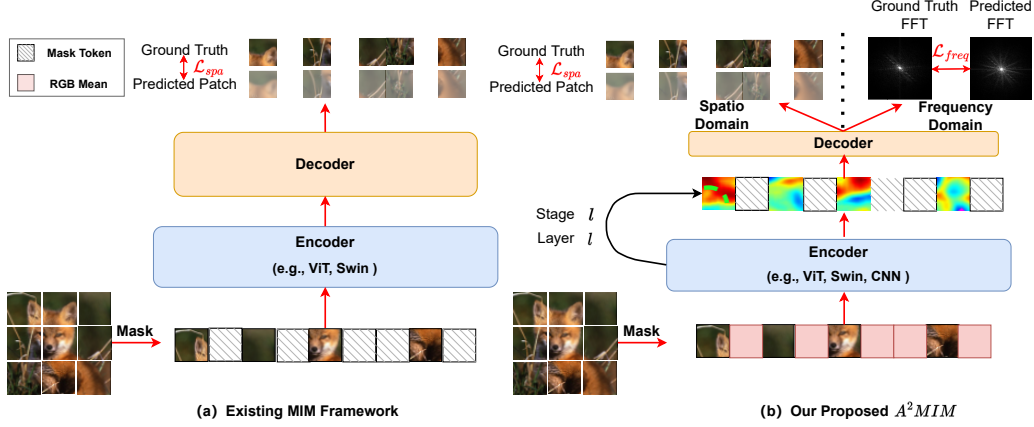


Figure 3: An illustration comparison between the existing MIM framework and our proposed framework. For the existing MIM framework, the input image is patchified into a sequence of patches without overlapping with masked patches that are replaced with learnable mask tokens. The sequence is then input to the Transformer encoder. The \mathcal{L}_{spa} is applied between the ground truth patches and the reconstructed patches from the decoder in the spatiotemporal domain. Our proposed framework uses the mean RGB value of the image instead of the mask token in the input space. We then add a learnable mask token onto the intermediate feature map of layer- l of stage- s of the encoder instead of replacement in the input space. The encoder could either be of the Transformer or the CNN family. In addition to the \mathcal{L}_{spa} , we adopt a \mathcal{L}_{freq} in the Fourier domain to enhance the encoder to learn more middle-order interactions. Specifically, we apply DFT on both the ground truth image and the predicted image and then use Mean square error (MSE) to measure the difference.

could be well portrayed in the phase component of the Fourier spectrum. We plot the log magnitude of Fourier transformed feature maps of ResNet-50 with different pre-training methods on IN-1K in Appendix B.3 and show that middle-order interactions could be enhanced via guiding the network to learn features of certain frequencies which are initially neglected. Given a RGB image $x \in \mathbb{R}^{3 \times H \times W}$, the discrete Fourier transform (DFT) of each channel is defined by:

$$F_{(u,v)} = \sum_{h=1}^{h=H} \sum_{w=1}^{w=W} x(h,w) e^{-2\pi j(\frac{uh}{H} + \frac{vw}{W})}. \quad (3)$$

In addition to the common MIM loss in the spatial domain \mathcal{L}_{spa} , we propose \mathcal{L}_{freq} to enforce better middle-order interactions in the Fourier domain. \mathcal{L}_{freq} is defined as:

$$\mathcal{L}_{freq} = \sum_{c=1}^{c=3} \sum_{u=1}^{u=H} \sum_{v=1}^{v=W} \omega(u,v) \odot \|DFT(x_c^{pred} \odot M + \text{de}(x_c^{pred}) \odot (1-M)) - DFT(x_c)\|, \quad (4)$$

where x^{pred} is the predicted image, $\text{de}(\cdot)$ is detach gradient operation, and $\omega(u,v)$ is the frequency weighting matrix. Inspired by Focal Frequency loss (Jiang et al., 2021), $\omega(u,v)$ is defined as:

$$\omega(u,v) = \|DFT(x_c^{pred} \odot M + \text{de}(x_c^{pred}) \odot (1-M)) - DFT(x_c)\|^\alpha, \quad (5)$$

where α is the scaling factor for flexibility ($\alpha = 1$ in our experiments). It is worth noting that DFT computation is cheap and introduces negligible overhead by using Fast Fourier Transform (FFT) algorithms (only require $\mathcal{O}(n \log n)$ complexity) that take advantage of the symmetry and periodicity properties of Fourier transform. The overall loss function of our framework is then defined as:

$$\mathcal{L} = \mathcal{L}_{spa} + \lambda \mathcal{L}_{freq}, \quad (6)$$

where $\mathcal{L}_{spa} = \|x^{pred} - x\| \odot M$ and λ is a weight parameter to balance the two losses. We set λ to 0.5 by default in this work.

5 EXPERIMENTS

5.1 PRE-TRAINING SETUP

We adopt ResNet-50 (He et al., 2016) and Vision Transformer (Dosovitskiy et al., 2020) (ViT-S/16 and ViT-B/16) as the backbone. We pre-train on ImageNet-1K (IN-1K) training set with

AdamW (Loshchilov & Hutter, 2019) optimizer with a basic learning rate of 1.5×10^{-4} adjusted by a cosine learning rate scheduler and a batch size of 2048. The input image size is 224×224 with a patch size of 32×32 . We use a random masking ratio of 60%. By default, the learnable mask tokens are placed at stage-3 in ResNet-50 and layer-5/layer-8 in ViT-S/ViT-B, respectively. We adopt a linear prediction head as the decoder (Xie et al., 2021b). A²MIM+ indicates adopting HOG as supervision and using the MLP decoder with depth-wise (DW) convolution. Our experiments are implemented on OpenMixup (Li et al., 2022) by Pytorch and conducted on workstations with NVIDIA V100 GPUs. We report the average results of 3 trials for all experiments, and use **bold** and underline to indicate the best and the second-best performance. See Appendix A for detailed pre-training settings.

5.2 IMAGE CLASSIFICATION ON IMAGENET-1K

Evaluation Protocols. We first evaluate the learned representation by end-to-end fine-tuning (FT) and linear probing (Lin.) protocols on IN-1K. For evaluation on CNN, we adopt RSB A2/A3 (Wightman et al., 2021) training settings for fine-tuning on ResNet-50, which employs LAMB (You et al., 2020) optimizer with a cosine scheduler for 300/100 epochs. For the linear probing setting on ResNet-50, we freeze the backbone features and train a linear classifier with an initial learning rate of 30 and batch size of 256 following MoCo (He et al., 2020). For evaluation on Transformer, we employ the fine-tuning as MAE (He et al., 2021), which uses DeiT (Touvron et al., 2021) augmentation setting, an AdamW optimizer for 100-epoch training, and adopt a layer-wise learning rate decay of 0.65 following (Bao et al., 2022). See Appendix A for detailed evaluation configurations.

ResNet-50. We compare the proposed A²MIM with classical self-supervised learning methods (Inpainting (Pathak et al., 2016), Relative-Loc (Doersch et al., 2015), and Rotation (Gidaris et al., 2018)), contrastive learning (CL), and MIM methods with 100/300 pre-training epochs. We modified

Table 1: ImageNet-1K linear probing (Lin.) and Table 2: ImageNet-1K fine-tuning (FT) top-1 accuracy (%) of ResNet-50. accuracy (%) of ViT-S and ViT-B models.

[†]Multi-crop augmentation. [‡]Our modified version for CNN.

Multi-crop augmentation.						+Our modified version for CNN.						Method	Supervision	ViT-S		ViT-B	
Method	Fast Pre-training			Longer Pre-training			Epochs	FT (A3)	FT (A2)	Epochs	FT			Epochs	FT		
	Epochs	Lin.	FT (A3)	Epochs	FT (A3)	FT (A2)											
PyTorch (Sup.)	90	76.6	78.8	300	78.9	79.8	DeiT (Sup.)	Label	300	79.9	300	81.8					
Inpainting	70	40.1	78.4	300	78.0	-	MoCoV3	CL	300	81.4	300	83.2					
Relative-Loc	70	38.8	77.8	300	77.9	-	DINO	CL	300	81.5	400	83.6					
Rotation	70	48.1	77.7	300	78.2	-	BEiT	DALLE	800	81.3	800	83.2					
SimCLR	100	64.4	78.5	800	78.8	79.9	SplitMask	DALLE+CL	300	81.5	300	83.6					
MoCoV2	100	66.8	78.5	800	78.8	79.8	iBOT	Momentum	800	<u>82.3</u>	400	84.0					
BYOL	100	68.4	78.7	400	<u>78.9</u>	80.1	MAE	RGB	-	-	1600	83.6					
SwAV [†]	100	71.9	78.9	400	79.0	80.2	MaskFeat	HoG	-	-	800	84.0					
Barlow Twins	100	67.2	78.5	300	78.8	79.9	Data2Vec	Momentum	-	-	800	<u>84.2</u>					
MoCoV3	100	68.9	78.7	300	79.0	80.1	SimMIM	RGB	300	81.7	800	83.8					
BEiT [‡]	100	44.6	78.1	-	-	-	CAE	DALLE	300	81.8	800	83.6					
Data2Vec [‡]	100	43.2	78.0	-	-	-	CIM	BEiT	300	81.6	300	83.3					
MAE [‡]	100	37.8	77.1	-	-	-	mc-BEiT	VQGAN	-	-	800	84.1					
SimMIM [‡]	100	47.5	78.2	300	78.1	79.7	BootMAE	Momentum	-	-	800	<u>84.2</u>					
CIM	-	-	-	300	78.6	<u>80.4</u>	A²MIM	RGB	300	82.2	800	<u>84.2</u>					
A²MIM	100	48.1	<u>78.8</u>	300	<u>78.9</u>	<u>80.4</u>	A²MIM+	HoG	300	82.4	800	84.5					
A²MIM+	100	50.3	78.9	300	79.0	80.5											

Table 3: Performance of object detection and Table 4: Performance of object detection and semantic segmentation tasks based on ResNet-50 on COCO and ADE20K. ADE-20K.

Method	Epochs	COCO		ADE-20K mIoU	Method	Supervision	Epochs	COCO		ADE-20K mIoU
		AP ^{box}	AP ^{mask}					AP ^{box}	AP ^{mask}	
PyTorch (Sup.)	120	38.2	33.3	36.1	DeiT (Sup.)	Label	300	47.9	42.9	47.0
SimCLR	800	37.9	33.3	37.6	MoCoV3	CL	300	47.9	42.7	47.3
MoCoV2	400	<u>39.2</u>	34.3	37.5	DINO	CL	400	46.8	41.5	47.2
BYOL	400	38.9	34.2	37.2	BEiT	DALLE	300	43.1	38.2	47.1
SwAV	800	38.4	33.8	37.3	iBOT	Momentum	400	48.4	42.7	48.0
SimSiam	400	<u>39.2</u>	34.4	37.2	MAE	RGB	1600	48.5	42.8	48.1
Barlow Twins	800	<u>39.2</u>	34.3	37.3	MaskFeat	HoG	800	<u>49.2</u>	43.2	<u>48.8</u>
SimMIM [‡]	300	39.1	34.2	37.4	SimMIM	RGB	800	48.9	43.0	48.4
CIM	300	-	-	38.0	CAE	DALLE	800	<u>49.2</u>	43.3	<u>48.8</u>
A²MIM	300	39.8	34.9	38.3	A²MIM	RGB	800	49.4	43.5	49.0

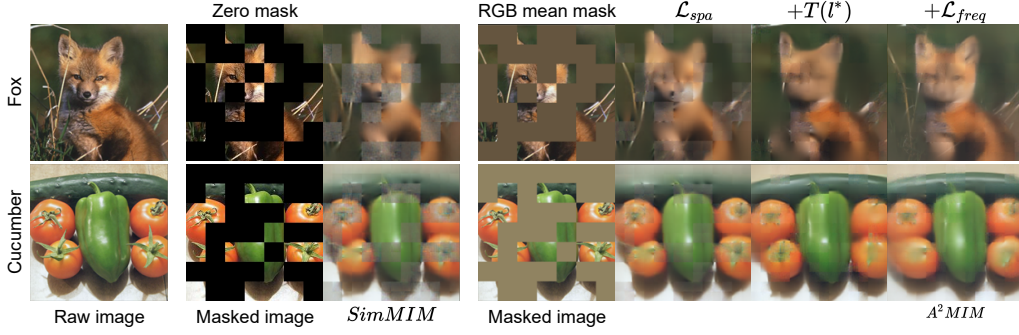


Figure 4: Visualizations of predicted results from SimMIM (middle) and our A²MIM (right) based on ViT-S pre-trained 300-epochs on IN-1K. Notice that $T(l^*)$ denotes the mask token T to the optimal layer-5 in ViT-S. We ablate the proposed components by adding them to the baseline. Compared to results from SimMIM, reconstruction results of the modified baseline (\mathcal{L}_{spa}) with the RGB mean mask relieves grid-like artifacts; adding the mask token $T(l^*)$ further improves the smoothness; using the proposed \mathcal{L}_{freq} helps the model to capture more informative details and contours.

MIM methods to run them on ResNet-50: the learnable mask token is employed to BEiT (Bao et al., 2022), Data2Vec (Baeviski et al., 2022), MAE, and SimMIM (Xie et al., 2021b) after the stem; MAE takes the reorganized the unmasked input patches of 112×112 as the input (the original size is 224×224 with the mask ratio of 75%). As shown in Tab. 1, our approach achieves competitive performance with state-of-the-art contrastive-based methods under 100-epoch RSB A3 fine-tuning. Note that MIM methods see fewer training samples per epoch than CL methods (40% vs. 200% of patches) and usually require longer pre-training epochs. Based on a longer fine-tuning evaluation using RSB A2, our method (300-epoch) outperforms contrastive-based methods with even fewer training epochs. Meanwhile, A²MIM also improves the baseline SimMIM[†] (+0.8%) and CIM (+0.4%) in terms of RSB A3 fine-tuning for the longer pre-training. Besides, we also report the linear probing accuracy in the fast pre-training for reference, although our main focus is to learn representations with better fine-tuning performances. The linear probing performance of our method is lower than contrastive-based methods, it still improves the baseline by 0.6%.

ViT. We then evaluate A²MIM based on ViT-S/B in Tab. 2. We list the supervision target used by various pre-training methods in the second column of Tab. 2. DALL-E (Ramesh et al., 2021) and VQGAN (Esser et al., 2021) are pre-trained image tokenizers, while momentum refers to the momentum encoder. Our approach outperforms current state-of-the-art methods with complex supervision, e.g., SplitMask (MIM with CL combined), iBOT (complex teacher-student architecture), and CIM (pre-trained BEiT as supervision). Based on ViT-S/B, A²MIM improves the baseline SimMIM by 0.5%/0.4% with RGB as supervision and 0.7%/0.7% with the HOG feature as supervision.

5.3 TRANSFER LEARNING EXPERIMENTS

Object detection and segmentation on COCO. To verify the transferring abilities, we benchmark CL and MIM methods on object detection and segmentation with COCO (Lin et al., 2014). For evaluation on CNN, we follow the setup in MoCo, which fine-tunes Mask R-CNN (He et al., 2017) with ResNet-50-C4 backbone using $2 \times$ schedule on the COCO *train2017* and evaluates on the COCO *val2017*. Results in Tab. 3 indicate that our approach (300-epoch) outperforms contrastive-based methods with longer pre-training (+0.7% AP^{box} and +0.6% AP^{mask}). For evaluation on Transformer, we follow MAE and CAE, which efficiently fine-tunes Mask R-CNN with ViT-B backbone using $1 \times$ schedule. In Tab. 4, our approach (800-epoch) is superior to popular contrastive-based and MIM methods, e.g., outperforms MAE (1600-epoch) by 0.9% AP^{box} and 0.8% AP^{mask} .

Semantic segmentation on ADE20K. We then evaluate the transferring performances on semantic segmentation with ADE20K (Zhou et al., 2019) by fine-tuning UperNet (Xiao et al., 2018). Based on ResNet-50, all CNN models are fine-tuned for 160K iterations with SGD following MoCo. Results in Tab. 3 show that our method outperforms CL methods by at least 0.9% mIoU and outperforms CIM (required extra pre-trained BEiT (Bao et al., 2022)) by 0.3% mIoU. Based on ViT-B, we fine-tune models for 80K iterations with AdamW following MAE. Tab. 4 shows that our approach consistently improves MIM methods (e.g., outperforms MAE and SimMIM by 0.9% and 0.6% mIoU).

Figure 5: Ablation of mask token in various stages (S) or layers (L) based on SimMIM (without \mathcal{L}_{freq}) on IN-100.

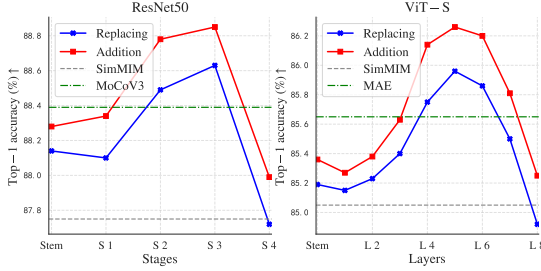


Table 5: Ablation of A^2MIM on IN-100 and IN-1K. w/o ω denotes removing the re-weighting term ω in \mathcal{L}_{freq} and $T(l^*)$ denotes adding the mask token T to the optimal layer- l^* .

Backbones	ResNet-50		ViT-S		ViT-B
Datasets	IN-100	IN-1K	IN-100	IN-1K	IN-1K
PT Epochs	400 ep	100 ep	400 ep	400 ep	400 ep
SimMIM	88.05	78.2	85.10	83.1	
\mathcal{L}_{spa}	88.19	78.4	85.17	83.2	
$+\mathcal{L}_{freq}$ w/o ω	88.47	78.4	86.05	83.3	
$+\mathcal{L}_{freq}$	88.73	78.6	86.41	83.4	
$+\mathcal{L}_{freq} + T(l^*)$	88.86	78.8	86.62	83.5	

5.4 ABLATION STUDY

We next verify the effectiveness of the proposed components. Ablation studies are conducted with ResNet-50 and ViTs on IN-100 and IN-1K using the fine-tuning protocol. Based on the modified baseline SimMIM (\mathcal{L}_{spa}), we first compare different mask token mechanisms: **Replacing** denotes the original way in most MIM methods, and **Addition** denotes our proposed way that adds the mask token to intermediate feature maps of the backbone. As shown in Fig. 5, adding the mask token to the medium stages (stage-3) or layers (layer-5) yields the best performance. Replacing masked patches in input images by RGB mean value slightly improves the baseline SimMIM, especially for ResNet-50 (88.14 vs. 87.75 on IN-100). Then, we verify the proposed \mathcal{L}_{freq} in Tab. 5. We find that simply using \mathcal{L}_{freq} without the adaptive re-weighting ω (Eqn. 5) brings limited improvements as the frequency constraint to \mathcal{L}_{spa} , while employing ω further enhances performances by helping the model to learn more informative frequency components. Additionally, we visualize reconstruction results in Fig. 4 to show the improvements brought by our proposed components (more results in Appendix B).

5.5 VERIFICATION OF A^2MIM DESIGN RULES

We verify whether A^2MIM meets the intended design rules using the same experiment settings as Sec. 5.4: (i) A^2MIM is generic to incorporate advanced components proposed in previous works (e.g., complex decoders, advanced prediction targets). As for the decoder structure, we replace the original linear decoder with 2-layer MLP or Transformer decoders, but find limited improvements or degenerated performances (similar to SimMIM) in Tab. 6. Inspired by PVT.V2 (Wang et al., 2022), we introduce a depth-wise (DW) convolution layer (w/ DW) to the MLP decoder (adding a 5×5 DW layer in between) and the Transformer decoder (adding a 3×3 DW layer in each FFN (Wang et al., 2022)), which brings improvements compared to the linear decoder. As for the prediction target, we follow MaskFeat to change the RGB target to the HoG feature or the output feature from ViT-B/16 pre-trained 1600-epoch by DINO (Caron et al., 2021). Tab. 6 shows that using advanced targets significantly improves the performance of A^2MIM for both ResNet-50 and ViT-B. Therefore, we can conclude A^2MIM is a generally applicable framework. (ii) A^2MIM enhances occlusion robustness and middle-order interaction among patches from experiments on ImageNet-1K in Fig. A3.

Table 6: Analysis of the scalability A^2MIM for advanced components on IN-1K.

	Module	ResNet-50	ViT-B
Decoder	Linear	78.8	82.4
	2-layer MLP	78.8	82.4
	2-layer MLP (w/ DW)	78.9	82.5
	2-layer Transformer	78.6	82.3
	2-layer Transformer (w/ DW)	78.8	82.6
Target	RGB	78.8	82.4
	HoG Feature	78.9	82.6
	DINO Feature	78.9	82.7

6 CONCLUSION

In this paper, we delved deep into MIM and answered the question of what exactly is learned during MIM pre-training. We adopted multi-order interactions to study the interaction order among image patches. We discovered that MIM essentially teaches the network to learn middle-order interactions among image patches for more complex feature extraction regardless of the network architecture. Based on our findings, we further proposed a general framework A^2MIM that is compatible with both Transformers and CNNs for MIM tasks aiming at enhancing patch interactions during self-supervised pre-training. Besides a different mask token mechanism, we proposed a loss in the Fourier domain to better learn the middle-order interaction. Experimental results have shown that our proposed framework improves the representations learned for both CNNs and Transformers yielding superior performance than state-of-the-arts on various downstream tasks.

REFERENCES

- Hassan Akbari, Liangzhe Yuan, Rui Qian, Wei-Hong Chuang, Shih-Fu Chang, Yin Cui, and Boqing Gong. Vatt: Transformers for multimodal self-supervised learning from raw video, audio and text. In *Advances in Neural Information Processing Systems (NeurIPS)*, 2021.
- Marco Ancona, Cengiz Oztireli, and Markus Gross. Explaining deep neural networks with a polynomial time algorithm for shapley value approximation. In *International Conference on Machine Learning*, pp. 272–281. PMLR, 2019.
- Mahmoud Assran, Mathilde Caron, Ishan Misra, Piotr Bojanowski, Florian Bordes, Pascal Vincent, Armand Joulin, Michael Rabbat, and Nicolas Ballas. Masked siamese networks for label-efficient learning. *arXiv preprint arXiv:2204.07141*, 2022.
- Alexei Baevski, Wei-Ning Hsu, Qiantong Xu, Arun Babu, Jiatao Gu, and Michael Auli. Data2vec: A general framework for self-supervised learning in speech, vision and language. *arXiv preprint arXiv:2202.03555*, 2022.
- Hangbo Bao, Li Dong, and Furu Wei. Beit: Bert pre-training of image transformers. In *International Conference on Learning Representations (ICLR)*, 2022.
- Mathilde Caron, Ishan Misra, Julien Mairal, Priya Goyal, Piotr Bojanowski, and Armand Joulin. Unsupervised learning of visual features by contrasting cluster assignments. *Advances in Neural Information Processing Systems*, 33:9912–9924, 2020.
- Mathilde Caron, Hugo Touvron, Ishan Misra, Hervé Jégou, Julien Mairal, Piotr Bojanowski, and Armand Joulin. Emerging properties in self-supervised vision transformers. In *Proceedings of the International Conference on Computer Vision (ICCV)*, 2021.
- Mark Chen, Alec Radford, Rewon Child, Jeffrey Wu, Heewoo Jun, David Luan, and Ilya Sutskever. Generative pretraining from pixels. In *International Conference on Machine Learning*, pp. 1691–1703. PMLR, 2020a.
- Ting Chen, Simon Kornblith, Mohammad Norouzi, and Geoffrey Hinton. A simple framework for contrastive learning of visual representations. *arXiv preprint arXiv:2002.05709*, 2020b.
- Xinlei Chen and Kaiming He. Exploring simple siamese representation learning. *arXiv preprint arXiv:2011.10566*, 2020.
- Xinlei Chen, Haoqi Fan, Ross Girshick, and Kaiming He. Improved baselines with momentum contrastive learning. *arXiv preprint arXiv:2003.04297*, 2020c.
- Xinlei Chen, Saining Xie, and Kaiming He. An empirical study of training self-supervised vision transformers. In *Proceedings of the IEEE/CVF International Conference on Computer Vision (ICCV)*, pp. 9640–9649, 2021.
- Ekin D Cubuk, Barret Zoph, Jonathon Shlens, and Quoc V Le. Randaugment: Practical automated data augmentation with a reduced search space. In *Proceedings of the IEEE/CVF Conference on Computer Vision and Pattern Recognition Workshops (CVPRW)*, pp. 702–703, 2020.
- Huiqi Deng, Qihan Ren, Xu Chen, Hao Zhang, Jie Ren, and Quanshi Zhang. Discovering and explaining the representation bottleneck of dnns. In *International Conference on Learning Representations (ICLR)*, 2022.
- Jacob Devlin, Ming-Wei Chang, Kenton Lee, and Kristina Toutanova. Bert: Pre-training of deep bidirectional transformers for language understanding. *arXiv preprint arXiv:1810.04805*, 2018.
- Carl Doersch, Abhinav Gupta, and Alexei A Efros. Unsupervised visual representation learning by context prediction. In *Proceedings of the International Conference on Computer Vision (ICCV)*, 2015.
- Alexey Dosovitskiy, Lucas Beyer, Alexander Kolesnikov, Dirk Weissenborn, Xiaohua Zhai, Thomas Unterthiner, Mostafa Dehghani, Matthias Minderer, Georg Heigold, Sylvain Gelly, et al. An image is worth 16x16 words: Transformers for image recognition at scale. *arXiv preprint arXiv:2010.11929*, 2020.

- Alaaeldin El-Nouby, Gautier Izacard, Hugo Touvron, Ivan Laptev, Hervé Jegou, and Edouard Grave. Are large-scale datasets necessary for self-supervised pre-training? *arXiv preprint arXiv:2112.10740*, 2021.
- Patrick Esser, Robin Rombach, and Bjorn Ommer. Taming transformers for high-resolution image synthesis. In *Proceedings of the IEEE/CVF Conference on Computer Vision and Pattern Recognition (CVPR)*, pp. 12873–12883, June 2021.
- Yuxin Fang, Li Dong, Hangbo Bao, Xinggang Wang, and Furu Wei. Corrupted image modeling for self-supervised visual pre-training. *arXiv preprint arXiv:2202.03382*, 2022.
- Spyros Gidaris, Praveer Singh, and Nikos Komodakis. Unsupervised representation learning by predicting image rotations. In *International Conference on Learning Representations (ICLR)*, 2018.
- Priya Goyal, Piotr Dollár, Ross Girshick, Pieter Noordhuis, Lukasz Wesolowski, Aapo Kyrola, Andrew Tulloch, Yangqing Jia, and Kaiming He. Accurate, large minibatch sgd: Training imagenet in 1 hour. *arXiv preprint arXiv:1706.02677*, 2020.
- Jean-Bastien Grill, Florian Strub, Florent Althé, Corentin Tallec, Pierre H Richemond, Elena Buchatskaya, Carl Doersch, Bernardo Avila Pires, Zhaohan Daniel Guo, Mohammad Gheshlaghi Azar, et al. Bootstrap your own latent: A new approach to self-supervised learning. In *NeurIPS*, 2020.
- Kaiming He, Xiangyu Zhang, Shaoqing Ren, and Jian Sun. Deep residual learning for image recognition. In *Proceedings of the IEEE conference on computer vision and pattern recognition*, pp. 770–778, 2016.
- Kaiming He, Georgia Gkioxari, Piotr Dollár, and Ross Girshick. Mask r-cnn. In *Proceedings of the International Conference on Computer Vision (ICCV)*, 2017.
- Kaiming He, Haoqi Fan, Yuxin Wu, Saining Xie, and Ross Girshick. Momentum contrast for unsupervised visual representation learning. In *Proceedings of the IEEE/CVF Conference on Computer Vision and Pattern Recognition (CVPR)*, pp. 9729–9738, 2020.
- Kaiming He, Xinlei Chen, Saining Xie, Yanghao Li, Piotr Dollár, and Ross Girshick. Masked autoencoders are scalable vision learners. *arXiv preprint arXiv:2111.06377*, 2021.
- Geoffrey E Hinton and Richard Zemel. Autoencoders, minimum description length and helmholtz free energy. *Advances in neural information processing systems*, 6, 1993.
- Liming Jiang, Bo Dai, Wayne Wu, and Chen Change Loy. Focal frequency loss for image reconstruction and synthesis. In *Proceedings of the IEEE/CVF International Conference on Computer Vision (ICCV)*, pp. 13919–13929, 2021.
- Alex Krizhevsky, Ilya Sutskever, and Geoffrey E Hinton. Imagenet classification with deep convolutional neural networks. In F. Pereira, C. J. C. Burges, L. Bottou, and K. Q. Weinberger (eds.), *Advances in Neural Information Processing Systems*, volume 25. Curran Associates, Inc., 2012a.
- Alex Krizhevsky, Ilya Sutskever, and Geoffrey E Hinton. Imagenet classification with deep convolutional neural networks. In *Advances in neural information processing systems*, pp. 1097–1105, 2012b.
- Siyuan Li, Zedong Wang, Zicheng Liu, Di Wu, and Stan Z. Li. Openmixup: Open mixup toolbox and benchmark for visual representation learning, 2022.
- Tsung-Yi Lin, Michael Maire, Serge Belongie, James Hays, Pietro Perona, Deva Ramanan, Piotr Dollár, and C Lawrence Zitnick. Microsoft coco: Common objects in context. In *Proceedings of the European Conference on Computer Vision (ECCV)*, 2014.
- Tsung-Yi Lin, Piotr Dollar, Ross Girshick, Kaiming He, Bharath Hariharan, and Serge Belongie. Feature pyramid networks for object detection. In *Proceedings of the IEEE Conference on Computer Vision and Pattern Recognition (CVPR)*, July 2017.

- Ze Liu, Yutong Lin, Yue Cao, Han Hu, Yixuan Wei, Zheng Zhang, Stephen Lin, and Baining Guo. Swin transformer: Hierarchical vision transformer using shifted windows. In *Proceedings of the IEEE/CVF International Conference on Computer Vision (ICCV)*, 2021.
- Ilya Loshchilov and Frank Hutter. Decoupled weight decay regularization. In *International Conference on Learning Representations (ICLR)*, 2019.
- Muhammad Muzammal Naseer, Kanchana Ranasinghe, Salman H Khan, Munawar Hayat, Fahad Shahbaz Khan, and Ming-Hsuan Yang. Intriguing properties of vision transformers. *Advances in Neural Information Processing Systems*, 34, 2021.
- Namuk Park and Songkuk Kim. Blurs behave like ensembles: Spatial smoothings to improve accuracy, uncertainty, and robustness. *arXiv preprint arXiv:2105.12639*, 2021.
- Namuk Park and Songkuk Kim. How do vision transformers work? In *International Conference on Learning Representations (ICLR)*, 2022.
- Deepak Pathak, Philipp Krahenbuhl, Jeff Donahue, Trevor Darrell, and Alexei A Efros. Context encoders: Feature learning by inpainting. In *Proceedings of the IEEE conference on computer vision and pattern recognition*, pp. 2536–2544, 2016.
- Alec Radford, Karthik Narasimhan, Tim Salimans, and Ilya Sutskever. Improving language understanding by generative pre-training (2018), 2018.
- Aditya Ramesh, Mikhail Pavlov, Gabriel Goh, Scott Gray, Chelsea Voss, Alec Radford, Mark Chen, and Ilya Sutskever. Zero-shot text-to-image generation. *ArXiv*, abs/2102.12092, 2021.
- Sepehr Sameni, Simon Jenni, and Paolo Favaro. Dilemma: Self-supervised shape and texture learning with transformers. *arXiv preprint arXiv:2204.04788*, 2022.
- Ramprasaath R Selvaraju, Karan Desai, Justin Johnson, and Nikhil Naik. Casting your model: Learning to localize improves self-supervised representations. In *Proceedings of the IEEE/CVF Conference on Computer Vision and Pattern Recognition (CVPR)*, pp. 11058–11067, 2021.
- Yonglong Tian, Dilip Krishnan, and Phillip Isola. Contrastive multiview coding. In *Proceedings of the European Conference on Computer Vision (ECCV)*, 2020.
- Hugo Touvron, Matthieu Cord, Matthijs Douze, Francisco Massa, Alexandre Sablayrolles, and Hervé Jégou. Training data-efficient image transformers & distillation through attention. In *International Conference on Machine Learning (ICML)*, pp. 10347–10357. PMLR, 2021.
- Aaron Van den Oord, Yazhe Li, and Oriol Vinyals. Representation learning with contrastive predictive coding. *arXiv e-prints*, pp. arXiv–1807, 2018.
- Ashish Vaswani, Noam Shazeer, Niki Parmar, Jakob Uszkoreit, Llion Jones, Aidan N Gomez, Łukasz Kaiser, and Illia Polosukhin. Attention is all you need. *Advances in neural information processing systems*, 30, 2017.
- Pascal Vincent, Hugo Larochelle, Yoshua Bengio, and Pierre-Antoine Manzagol. Extracting and composing robust features with denoising autoencoders. In *Proceedings of the 25th international conference on Machine learning*, pp. 1096–1103, 2008.
- Pascal Vincent, Hugo Larochelle, Isabelle Lajoie, Yoshua Bengio, Pierre-Antoine Manzagol, and Léon Bottou. Stacked denoising autoencoders: Learning useful representations in a deep network with a local denoising criterion. *Journal of machine learning research*, 11(12), 2010.
- Wenhai Wang, Enze Xie, Xiang Li, Deng-Ping Fan, Kaitao Song, Ding Liang, Tong Lu, Ping Luo, and Ling Shao. Pvtv2: Improved baselines with pyramid vision transformer. *arXiv preprint arXiv:2106.13797*, 2022.
- Chen Wei, Haoqi Fan, Saining Xie, Chao-Yuan Wu, Alan Yuille, and Christoph Feichtenhofer. Masked feature prediction for self-supervised visual pre-training. *arXiv preprint arXiv:2112.09133*, 2021.
- Ross Wightman, Hugo Touvron, and Hervé Jégou. Resnet strikes back: An improved training procedure in timm, 2021.

- Di Wu, Siyuan Li, Zelin Zang, Kai Wang, Lei Shang, Baigui Sun, Hao Li, and Stan Z Li. Align yourself: Self-supervised pre-training for fine-grained recognition via saliency alignment. *arXiv preprint arXiv:2106.15788*, 2021.
- Tete Xiao, Yingcheng Liu, Bolei Zhou, Yuning Jiang, and Jian Sun. Unified perceptual parsing for scene understanding. In *European Conference on Computer Vision (ECCV)*. Springer, 2018.
- Tete Xiao, Colorado J Reed, Xiaolong Wang, Kurt Keutzer, and Trevor Darrell. Region similarity representation learning. *arXiv preprint arXiv:2103.12902*, 2021.
- Enze Xie, Jian Ding, Wenhai Wang, Xiahong Zhan, Hang Xu, Zhenguo Li, and Ping Luo. Detco: Unsupervised contrastive learning for object detection. In *Proceedings of the International Conference on Computer Vision (ICCV)*, 2021a.
- Zhenda Xie, Zheng Zhang, Yue Cao, Yutong Lin, Jianmin Bao, Zhuliang Yao, Qi Dai, and Han Hu. Simmim: A simple framework for masked image modeling. *arXiv preprint arXiv:2111.09886*, 2021b.
- Yang You, Jing Li, Sashank Reddi, Jonathan Hseu, Sanjiv Kumar, Srinadh Bhojanapalli, Xiaodan Song, James Demmel, Kurt Keutzer, and Cho-Jui Hsieh. Large batch optimization for deep learning: Training BERT in 76 minutes. In *International Conference on Learning Representations (ICLR)*, 2020.
- Sangdo Yun, Dongyoon Han, Seong Joon Oh, Sanghyuk Chun, Junsuk Choe, and Youngjoon Yoo. Cutmix: Regularization strategy to train strong classifiers with localizable features. In *Proceedings of the IEEE/CVF International Conference on Computer Vision (ICCV)*, pp. 6023–6032, 2019.
- Jure Zbontar, Li Jing, Ishan Misra, Yann LeCun, and Stéphane Deny. Barlow twins: Self-supervised learning via redundancy reduction. In *International Conference on Machine Learning*, pp. 12310–12320. PMLR, 2021.
- Hao Zhang, Sen Li, Yinchao Ma, Mingjie Li, Yichen Xie, and Quanshi Zhang. Interpreting and boosting dropout from a game-theoretic view. *arXiv preprint arXiv:2009.11729*, 2020.
- Richard Zhang, Phillip Isola, and Alexei A Efros. Colorful image colorization. In *Proceedings of the European Conference on Computer Vision (ECCV)*, 2016.
- Zhun Zhong, Liang Zheng, Guoliang Kang, Shaozi Li, and Yi Yang. Random erasing data augmentation. In *Proceedings of the AAAI conference on artificial intelligence*, pp. 13001–13008, 2020.
- Bolei Zhou, Hang Zhao, Xavier Puig, Tete Xiao, Sanja Fidler, Adela Barriuso, and Antonio Torralba. Semantic understanding of scenes through the ade20k dataset. *International Journal of Computer Vision (IJCV)*, 2019.
- Jinghao Zhou, Chen Wei, Huiyu Wang, Wei Shen, Cihang Xie, Alan Yuille, and Tao Kong. ibot: Image bert pre-training with online tokenizer. *arXiv preprint arXiv:2111.07832*, 2021.

A DETAILS OF COMPARISON EXPERIMENTS

This section provides experimental details for Sec. 5, *e.g.*, pre-training and evaluation on ImageNet-1K and transfer learning settings on downstream tasks.

A.1 IMAGENET-1K EXPERIMENTS

Pre-training. The default settings of A²MIM for ResNet-50 and ViTs are provided in Tab. A1, following SimMIM (Xie et al., 2021b). We use AdamW (Loshchilov & Hutter, 2019) optimizer with the cosine scheduler and the linear learning rate scaling rule (Goyal et al., 2020): $lr = base_lr \times \text{batchsize} / 256$. Similar to current MIM methods, we only use *RandomResizedCrop* with the scale of (0.67, 1.0) and do not employ other complex augmentations (*e.g.*, Rand Augment (Cubuk et al., 2020), mix-ups (Yun et al., 2019), or stochastic depth) during pre-training. As for ViTs, we adopt Cosine decay for 100 and 300 epochs pre-training while using Step decay (the learning rate multiplied 0.1 at 700-epoch) for 800-epoch pre-training.

End-to-end fine-tuning. Our fine-tuning settings follow common practices of supervised image classification on ImageNet-1K. As shown in Tab. A2, we fine-tune pre-trained ViTs for 100 epochs using the DeiT (Touvron et al., 2021) training recipe, which employs AdamW (Loshchilov & Hutter, 2019) optimizer with the cross-entropy (CE) loss; we fine-tune pre-trained ResNet-50 for 100/300 epochs using RSB A3/A2 (Wightman et al., 2021) settings, which employs LAMB (You et al., 2020) optimizer with the binary cross-entropy (BCE) loss. Additionally, we use layer-wise learning rate decay as (Bao et al., 2022) for fine-tuning ViT models.

Table A1: ImageNet-1K A²MIM pre-training settings for ResNet-50 and ViT models.

Configuration	ResNet-50	ViTs
Pre-training resolution	224 × 224	224 × 224
Mask patch size	32 × 32	32 × 32
Mask ratio	60%	60%
Optimizer	AdamW	AdamW
Base learning rate	1.5×10^{-4}	1×10^{-4}
Weight decay	0.05	0.05
Optimizer momentum	$\beta_1, \beta_2=0.9, 0.999$	$\beta_1, \beta_2=0.9, 0.999$
Batch size	2048	2048
Learning rate schedule	Cosine	Cosine / Step
Warmup epochs	10	10
RandomResizedCrop	✓	✓
Rand Augment	✗	✗
Stochastic Depth	✗	✗
Gradient Clipping	✗	max norm= 5

Table A2: ImageNet-1K fine-tuning recipes for ResNet-50 (RSB A2/A3) and ViTs (DeiT).

Configuration	ResNet-50		
	DeiT	RSB A2	RSB A3
FT epochs	100	300	100
Training resolution	224	224	160
Testing resolution	224	224	224
Testing crop ratio	0.875	0.95	0.95
Optimizer	AdamW	LAMB	LAMB
Base learning rate	2.5×10^{-4}	1.5×10^{-3}	1×10^{-3}
Weight decay	0.05	0.02	0.02
Batch size	1024	2048	2048
Learning rate schedule	Cosine	Cosine	Cosine
Warmup epochs	5	5	5
Label smoothing ϵ	0.1	✗	✗
Stochastic depth	0.1	0.05	✗
Gradient clipping	5.0	✗	✗
Rand Augment	(9, 0.5)	(7, 0.5)	(6, 0.5)
Mixup alpha	0.8	0.1	0.1
CutMix alpha	1.0	1.0	1.0
Loss function	CE loss	BCE loss	BCE loss

A.2 OBJECT DETECTION AND SEGMENTATION ON COCO

We adopt Mask-RCNN (He et al., 2017) framework to perform transfer learning to object detection and segmentation on COCO (Lin et al., 2014) in Detectron2¹. For evaluation on ResNet-50, we follow MoCo (He et al., 2020) and fine-tune Mask R-CNN with the pre-trained ResNet-50-C4 backbone using 2× schedule (24 epochs). For evaluation of ViTs, we follow MAE (He et al., 2021), which employs the pre-trained ViT backbone and an FPN neck (Lin et al., 2017) in Mask R-CNN, and fine-tune the model using 1× schedule (12 epochs). For a fair comparison, we follow (Bao et al., 2022; Xie et al., 2021b) to turn on relative position bias in ViT (Dosovitskiy et al., 2020) during both pre-training and transfer learning, initialized as zero.

A.3 SEMANTIC SEGMENTATION ON ADE-20K

We adopt UperNet (Xiao et al., 2018) to perform transfer learning to semantic segmentation on ADE-20K and use the semantic segmentation implementation in MMSegmentation². We initialize

¹<https://github.com/facebookresearch/detectron2>

²<https://github.com/open-mmlab/mms Segmentation>

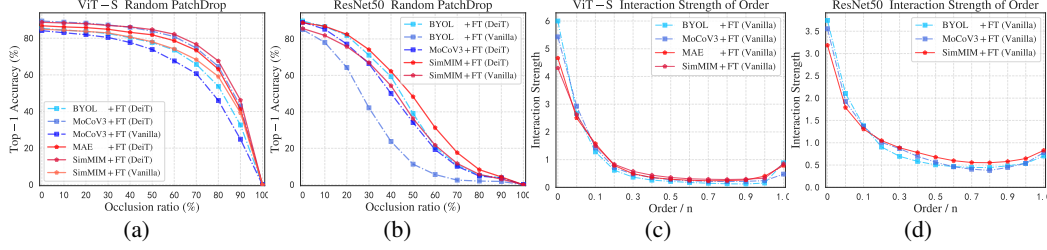


Figure A1: (a)(b): Robustness against different occlusion ratios of images (CL vs. MIM) is studied for both ViT-S and ResNet-50 on ImageNet-100. (c)(d): Distributions of the interaction strength $J^{(m)}$ (CL vs. MIM) are explored for both ViT-S and ResNet-50 on ImageNet-100. The label indicates the pre-training method + fine-tuning augmentation used, random stands for random weight initialization.

the UperNet using the pre-trained backbones (ResNet-50 or ViTs) on ImageNet-1K. For ViTs, we fine-tune end-to-end for 80K iterations by AdamW with a batch size of 16. We search a optimal layer-wise decay from $\{0.8, 0.9\}$ and search optimal a learning rate from $\{1 \times 10^{-4}, 2 \times 10^{-4}, 3 \times 10^{-4}\}$ for all competitors. Similar to fine-tuning settings on COCO, we use relative position bias in ViT (Dosovitskiy et al., 2020) during both pre-training and transfer learning as (Bao et al., 2022; Xie et al., 2021b). For ResNet-50, we follow MoCo (He et al., 2020), *i.e.*, all CNN models are fine-tuned for 160K iterations by SGD with the momentum of 0.9 and a batch size of 16.

B EMPIRICAL EXPERIMENTS

This section provides background information and experimental details for Sec. 3. We also provide additional results of occlusion robustness evaluation and multi-order interaction strength.

B.1 OCCLUSION ROBUSTNESS

In Sec. 3.1, we analyze robustness against occlusion of fine-tuned models on ImageNet-100 (a subset on ImageNet-1K divided by (Tian et al., 2020)) using the official implementation³ provided by Naseer et al. (2021). Both MIM and contrastive-based methods are pre-trained 400 epochs on ImageNet-100 using their pre-training settings on ImageNet-1K. We adopt the fine-tuning training recipe as DeiT in Tab. A2 and use the same setting (100-epoch) for both ViT-S and ResNet-50. Note that we use the modified SimMIM for ResNet-50 (replacing masked patches in the input image with the RGB mean) in all experiments.

As shown in Fig. 1 and A1, we compared MIM pre-trained models supervised methods with various augmentations and contrastive learning pre-trained methods in terms of the top-1 accuracy under various occlusion ratios. We find that MIM methods show better occlusion robustness on both Transformers and CNNs. In addition to Sec. 3.1, we also provide results of salient occlusion for ViT-S and ResNet-50 on ImageNet-100 in Fig. A2. Note that the occlusion ratio means the ratio of dropped and total patches and we plot the mean of accuracy across 3 runs. We can conclude that MIM pre-trained models have stronger robustness against random and salient occlusions than supervised and contrastive-based methods.

B.2 MULTI-ORDER INTERACTION

In Sec. 3.2, we interpret what is learned by MIM by multi-order interaction (Deng et al., 2022; Zhang et al., 2020). The interaction complexity can be represented by $I^{(m)}(i, j)$ (defined in Eqn. 1), which measures the average interaction utility between variables i, j on all contexts consisting of m variables. Notice that the order m reflects the contextual complexity of the interaction $I^{(m)}(i, j)$. For example, a low-order interaction (*e.g.*, $m = 0.05n$) means the relatively simple collaboration between variables i, j , while a high-order interaction (*e.g.*, $m = 0.05n$) corresponds to the complex collaboration. As figured out in the representation bottleneck (Deng et al., 2022), deep neural networks (DNNs) are more likely to encode both low-order interactions and high-order interactions, but often fail to learn middle-order interactions. We hypothesize that MIM helps models learn more middle-order

³<https://github.com/Muzammal-Naseer/Intriguing-Properties-of-Vision-Transformers>

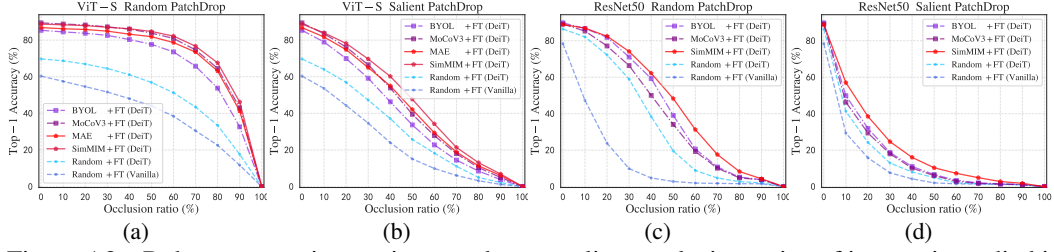


Figure A2: Robustness against various random or salient occlusion ratios of images is studied in (a)(b) for ViT-S, and (c)(d) for ResNet-50 using various experimental settings on ImageNet-100. The label indicates the pre-training method + fine-tuning setting used, random stands for random weight initialization.

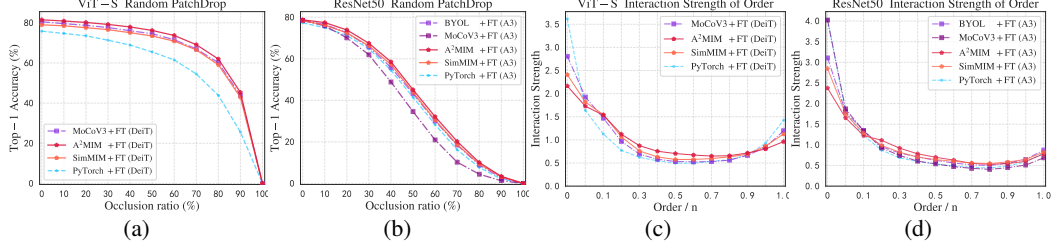


Figure A3: Verification of robustness and interaction of A^2MIM with ViT-S and ResNet-50 on ImageNet-1K. (a)(b): Robustness against different occlusion ratios of images is studied for A^2MIM and various methods. (c)(d): Distributions of the interaction strength $J^{(m)}$ are explored.

interactions since MIM has a natural advantage in cases where some parts of the image are masked out. In Fig. 1, we calculate the interaction strength $J^{(m)}$ (defined in Eqn. 2) for fine-tuned models on ImageNet-100 using the official implementation⁴ provided by Deng et al. (2022). Specially, we use the image of 224×224 resolution as the input and calculate $J^{(m)}$ on 14×14 grids, *i.e.*, $n = 14 \times 14$. And we set the model output as $f(x_S) = \log \frac{P(\hat{y}=y|x_S)}{1-P(\hat{y}=y|x_S)}$ given the masked sample x_S , where y denotes the ground-truth label and $P(\hat{y} = y|x_S)$ denotes the probability of classifying the masked sample x_S to the true category.

B.3 MIM FROM FREQUENCY PERSPECTIVE

We first plot the log magnitude of Fourier transformed feature maps of ResNet-50 with different pre-training methods using the tools⁵ provided by Park & Kim (2022) on ImageNet-1K. Following (Park & Kim, 2022), we first convert feature maps into the frequency domain and represent them on the normalized frequency domain (the highest frequency components are at $\{-\pi, +\pi\}$). In Fig. 4(a), we report the amplitude ratio of high-frequency components by using $\Delta \log$ amplitude. As shown in Fig. 4(a), inpainting and MIM show similar low-pass filtering effects at convolution layers as compared to contrastive learning. This indicates that inpainting and MIM reduce noise and uncertainty induced by high-frequency features. We argue that the reconstruction performance of MIM is mainly the patch interaction results of the low or high order while middle-order interactions lead to informative features (Deng et al., 2022). Also, the reconstruction performance is not directly related to the learned representation quality. Then, we provide the standard deviation of feature maps by block depth as (Park & Kim, 2022; 2021), which first calculates the feature map variance on the last two dimensions and then averages over the channel dimension for the whole dataset. Notice that we also plot the results of the randomly initialized network in Fig. A4 for reference. Fig. 4(b) shows the feature variance of each layer of ResNet-50 with different pre-training methods on IN-1K. This figure indicates that MIM tends to reduce the feature map variance, and conversely, supervised training, inpainting, and contrastive learning on CNN tend to increase variance. Compared to MIM, which learns better middle-order interactions, the inpainting task fails to filter out low-order interactions and thus leads to higher variance. To conclude, MIM enhances middle-order interactions and reduces the feature map uncertainty for a generalized and stabilized feature extraction.

⁴<https://github.com/Nebularaid2000/bottleneck>

⁵<https://github.com/xxnell/how-do-vits-work>

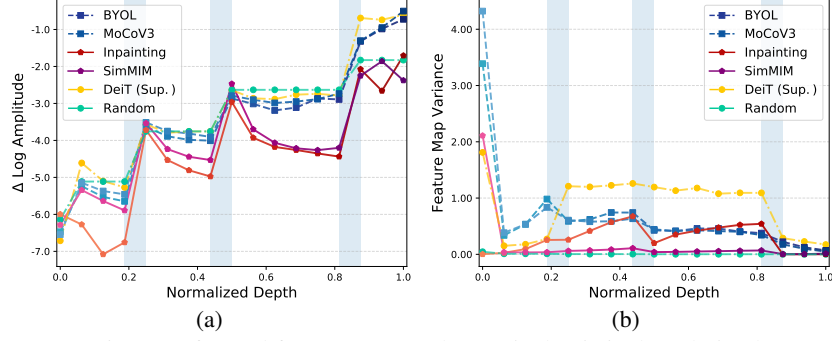


Figure A4: (a) Fourier transformed feature maps. The vertical axis is the relative log amplitudes and the horizontal axis is the normalized depth of the network. The blue columns indicate the pooling layers while the white columns indicate convolution layers. (b) Feature maps variance. The vertical axis is the average variance value of feature maps. DeiT (Sup.) is supervised pre-training.

C MORE EXPERIMENT RESULTS

C.1 ABLATION OF THE PROPOSED MODULES

In addition to ablation studies in Sec. 5.4, we perform further analysis of the masked patch size for A²MIM in Tab. A3. Note that we pre-train ResNet-50 for 100 epochs and ViT-B for 400 epochs on ImageNet-1K and report the fine-tuning results. As shown in Tab. A3, when the mask ratio is 60%, the optimal masked patch size is 32×32 for A²MIM, which is the same as SimMIM.

Table A3: Ablation of masked patch size for A²MIM based on ResNet-50 and ViT-B on ImageNet-1K.

Model	Masked patch size	Mask ratio	PT epoch	Top-1 Accuracy (%)
ResNet-50	8 / 16 / 32 / 64	0.6	100	78.2 / 78.6 / 78.8 / 78.7
ViT-B	8 / 16 / 32 / 64	0.6	400	82.9 / 83.4 / 83.5 / 83.3

C.2 ANALYSIS OCCLUSION ROBUSTNESS AND INTERACTION OF A²MIM

We further analyze occlusion robustness and interaction strength of A²MIM with ViT-S (pre-training 400-epoch) and ResNet-50 (pre-training 100-epoch) on ImageNet-1K, as shown in Fig. A3. Fig. 3(a) and 3(b) shows that A²MIM is more robust to occlusion than the baseline SimMIM and contrastive learning methods with both Transformers and CNNs. Meanwhile, we find that MIM methods learn more balanced interaction strength than both supervised and contrastive learning methods in Fig. 3(c) and 3(d). A²MIM further improves SimMIM by capturing more middle-order interactions ($0.2n$ to $0.6n$) with Transformers and CNNs. Therefore, we can conclude that A²MIM helps the model to learn better middle-order interactions between patches for more generalized visual representation.

D VISUALIZATION EXPERIMENTAL DETAILS

In addition to visualization results in Sec. 5.4, we visualize more reconstruction results of A^2MIM here. Similar to Fig. 4, we ablate the proposed components in A^2MIM based on ResNet-50 in Fig. A5, which demonstrates that A^2MIM helps ResNet-50 learn more spatial details, *i.e.*, more middle-order interactions. Moreover, we study the effects of the mask token in both ViTs and CNNs in Fig. A6.




Figure A5: Visualizations of predicted results from SimMIM (middle) and our A^2MIM (right) based on ResNet-50 pre-trained 100-epochs on ImageNet-1K. Notice that $T(s^*)$ denotes the mask token T to the optimal stage- s in ResNet-50. We ablate the proposed components by adding them to the baseline SimMIM: replacing the zero mask with the RGB mean mask (the modified SimMIM baseline) and adding the mask token $T(s^*)$ relieve grid-like artifacts in predicted results; adding the proposed \mathcal{L}_{freq} helps the model to capture more informative details.




Figure A6: Visualizations of predicted results with and without the mask token on ImageNet-1K. Notice that mask tokens are adopted in the pre-trained models based on ViT-S (300-epoch) or ResNet-50 (100-epoch). Based on ViT-S, removing the mask token corrupts both contents of masked patches and overall colors in SimMIM while only corrupting the masked contents in A^2MIM . Based on ResNet-50, removing the mask token slightly affects spatial details in the masked patches and causes grid-like artifacts in the unmasked patches. The different effects of the mask token in ViT-S and ResNet-50 might be because the two architectures use different spatial-mixing operators and normalization layers. As for ViTs, the self-attention operation captures informative details from unmasked patches, but the non-overlap patch embedding and layer normalization mask each patch isolated. The mask token learns the mean templates (contents) of masked patches and gathers spatial details from unmasked patches by the self-attention operation. As for CNNs, each patch shares the same contents from the batch normalization, and the convolution operation extract features from unmasked and masked patches equally. The mask token learns more high-frequency and informative details.